OPEN FILE REPORT 03-120
Sheet 2 of 3, Version 1.0

RESULTS, continued

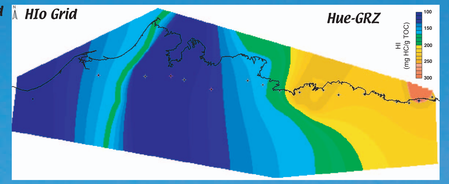

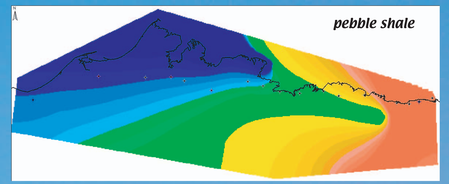

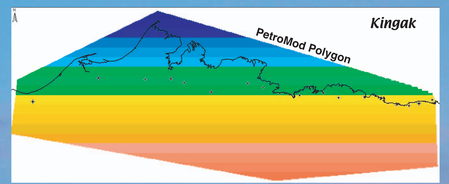

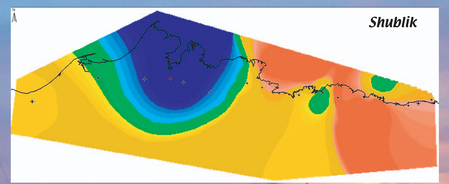

Original HI (HIo) grid input to PetroMod 3D model (see Lampe and others, this session).

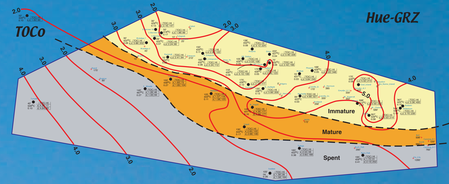

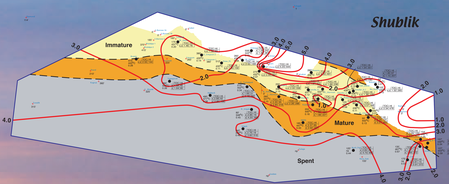

Calculated original TOC (TOCo, wt.%) for Hue-GRZ, pebble shale, Kingak, and Shublik source rock units. Present-day maturity (colored areas) is based on Rock-Eval pyrolysis Tmax and PI, supplemented by Ro data.

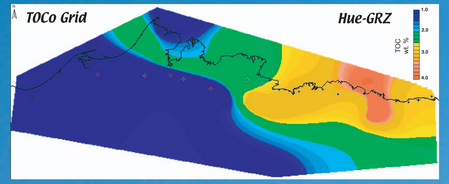

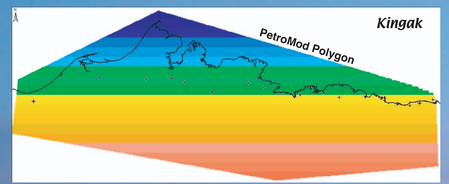

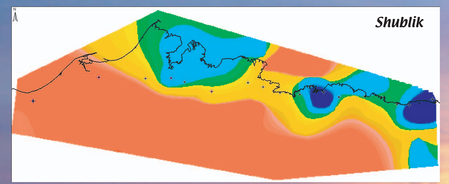

Original TOC (TOCo) grid input to PetroMod 3D model (see Lampe and others, this session).

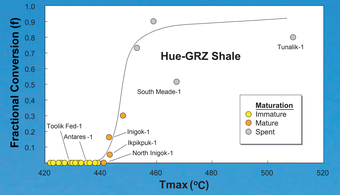

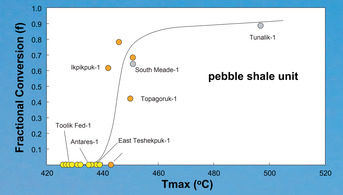

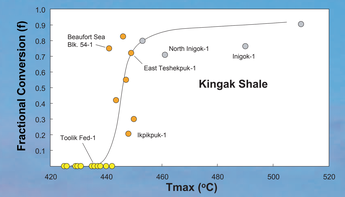

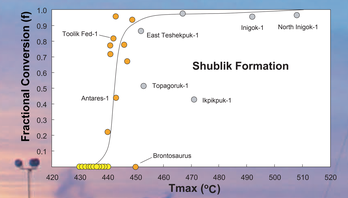

Tmax (measured) increases systematically with calculated fractional conversion (see APPENDIX) of kerogen to petroleum for each penetrated source rock unit, suggesting that the mass balance calculations are reasonable. Curves are eyeball fit.

This report is preliminary and has not been reviewed for conformity with U.S. Geological Survey editorial standards or with the North American Stratigraphic Code. Any use of trade, firm, or product names in this publication is for identification purposes only and does not imply endorsement by the U.S. Geological Survey.

Digital files available on World Wide Web at http://pubs.usgs.gov/of/2003/of03-120/