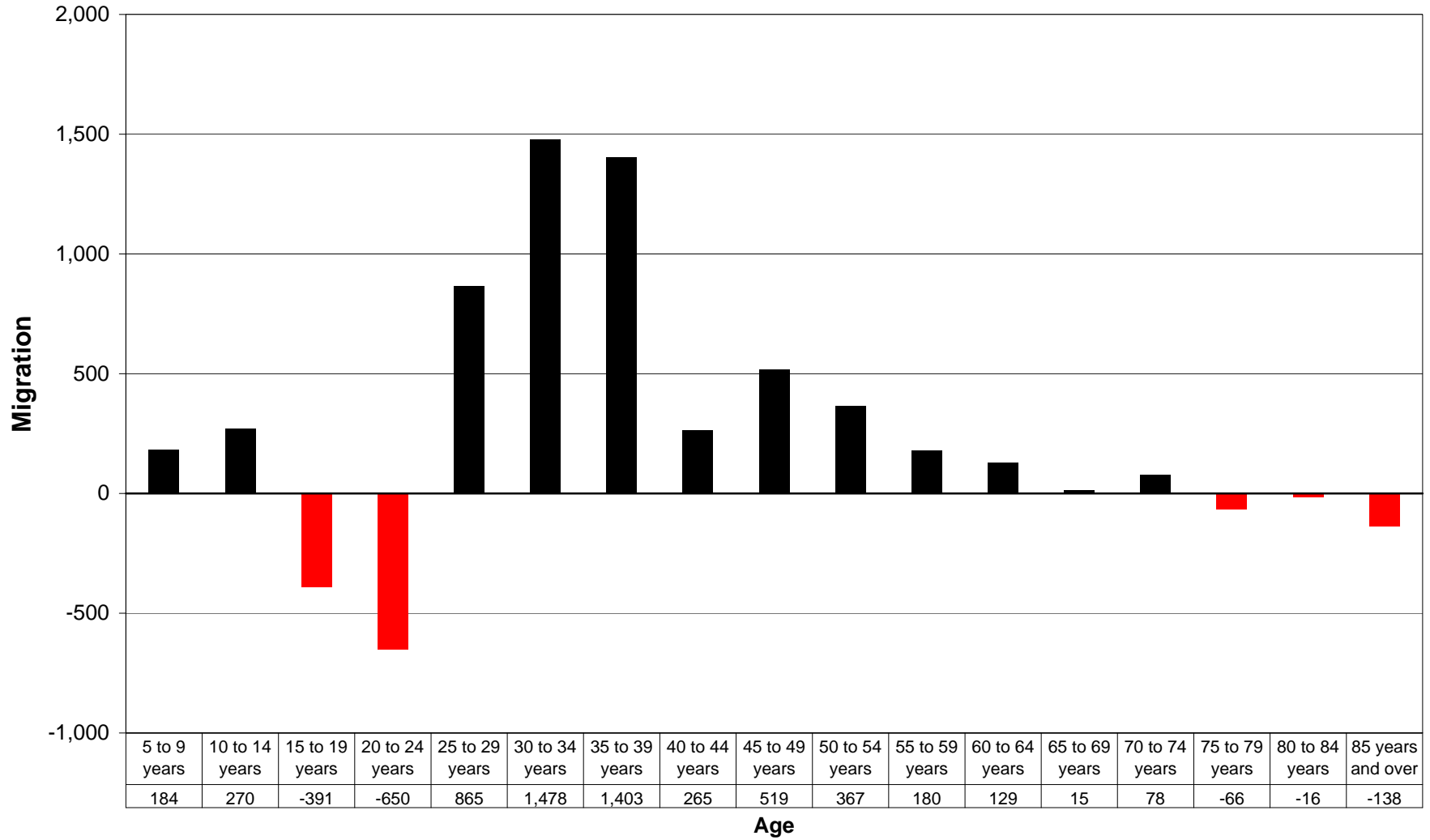
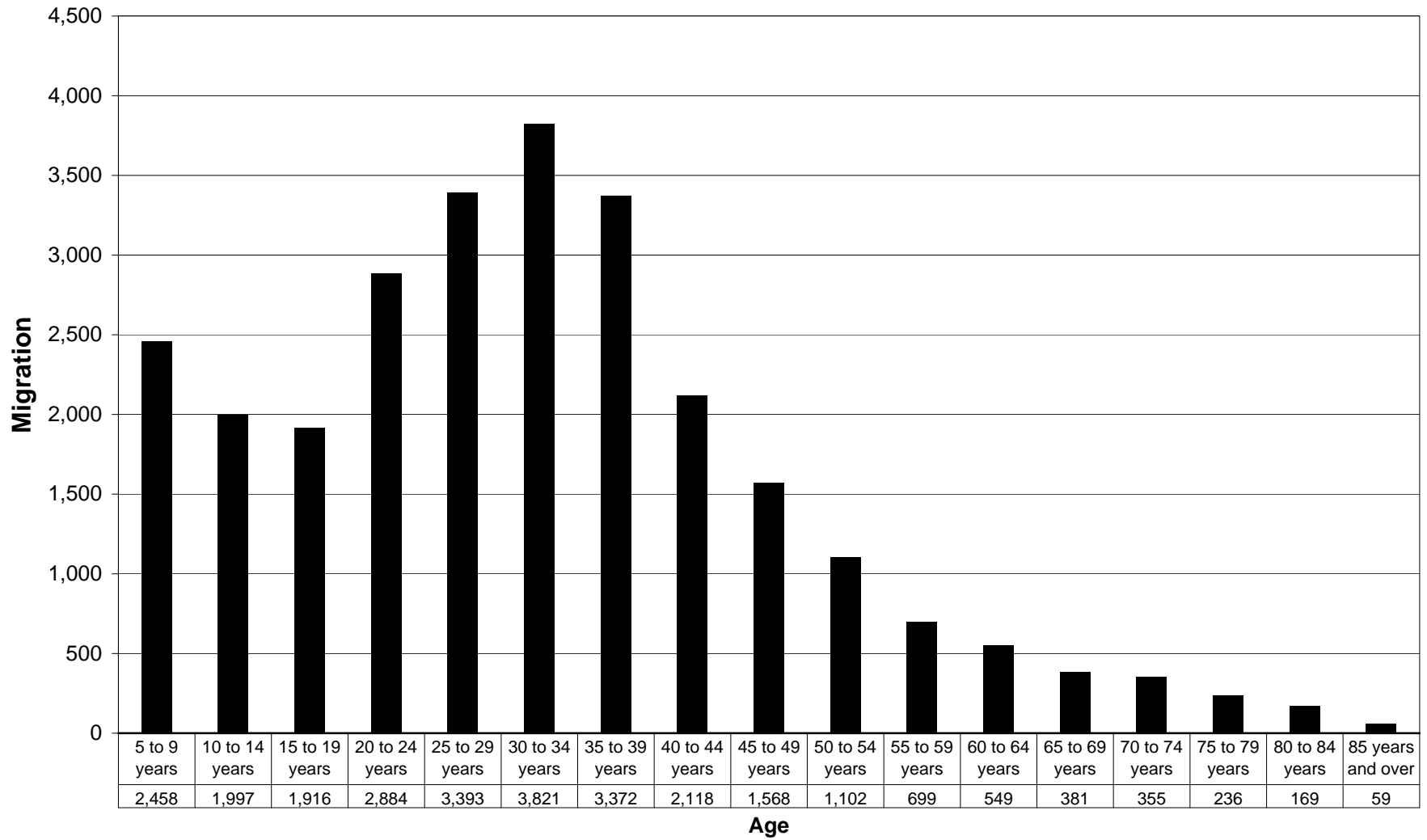


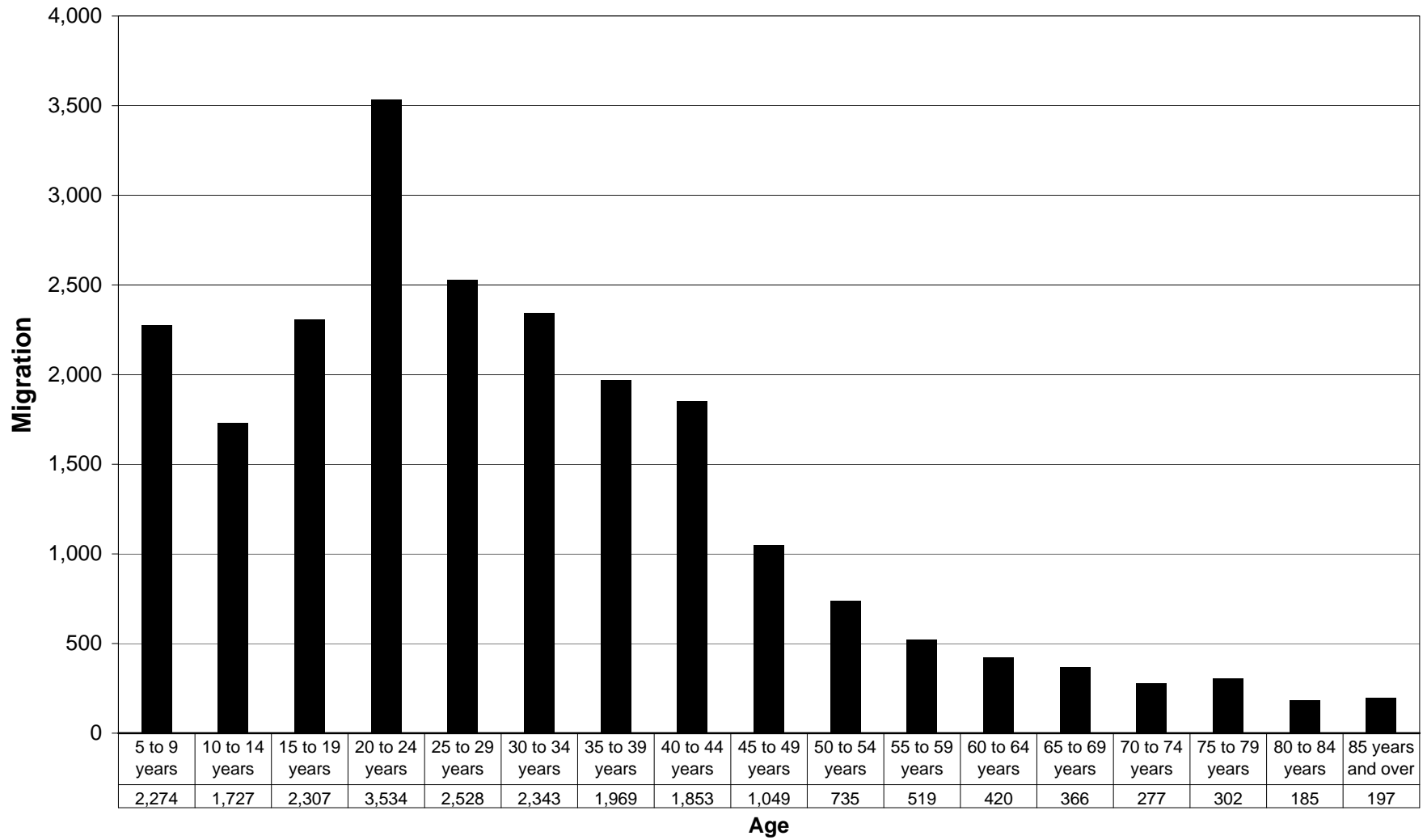
Imperial County, California Net Migration by Age 1995 - 2000



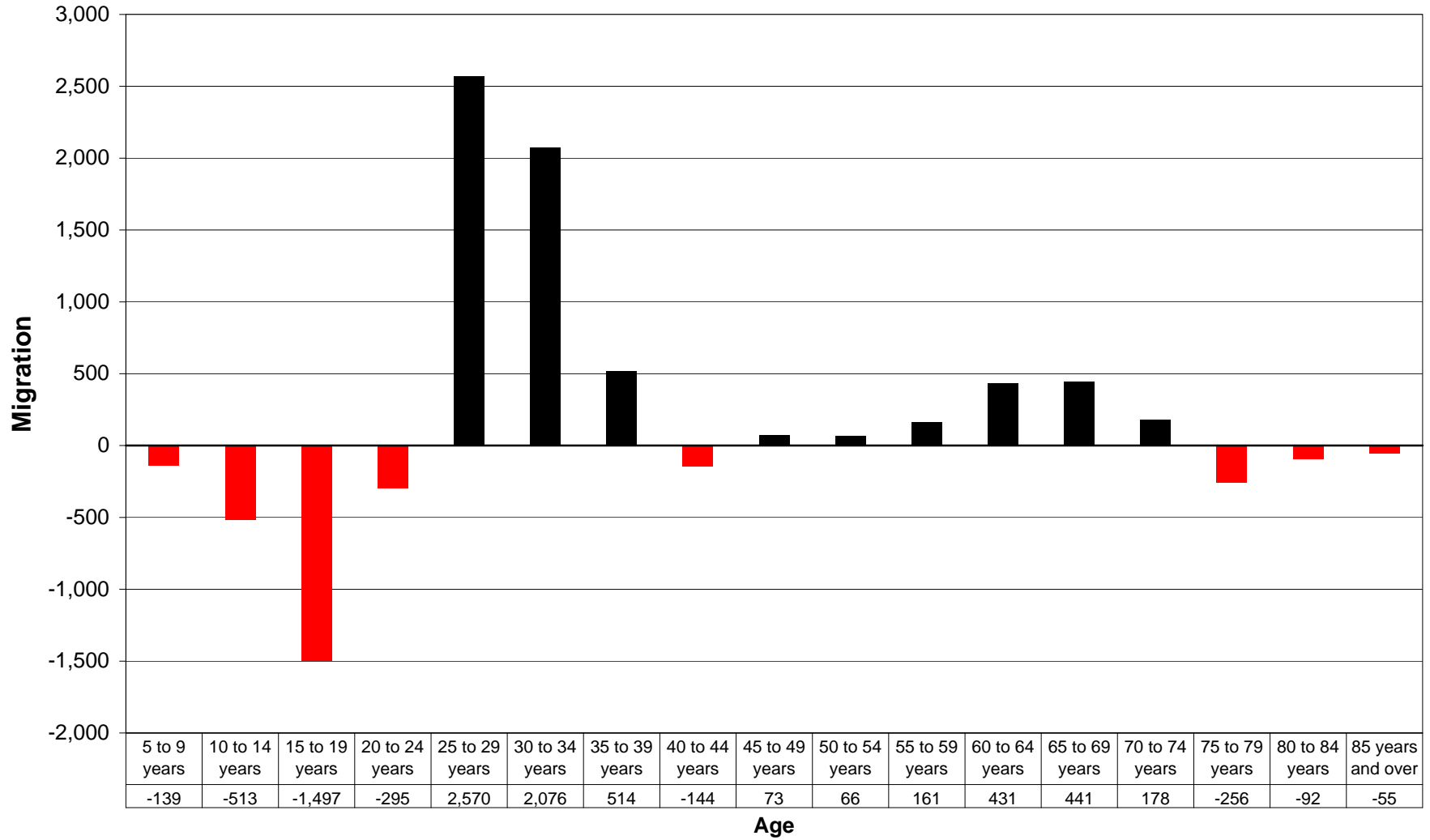
Imperial County, California In Migration by Age 1995 - 2000



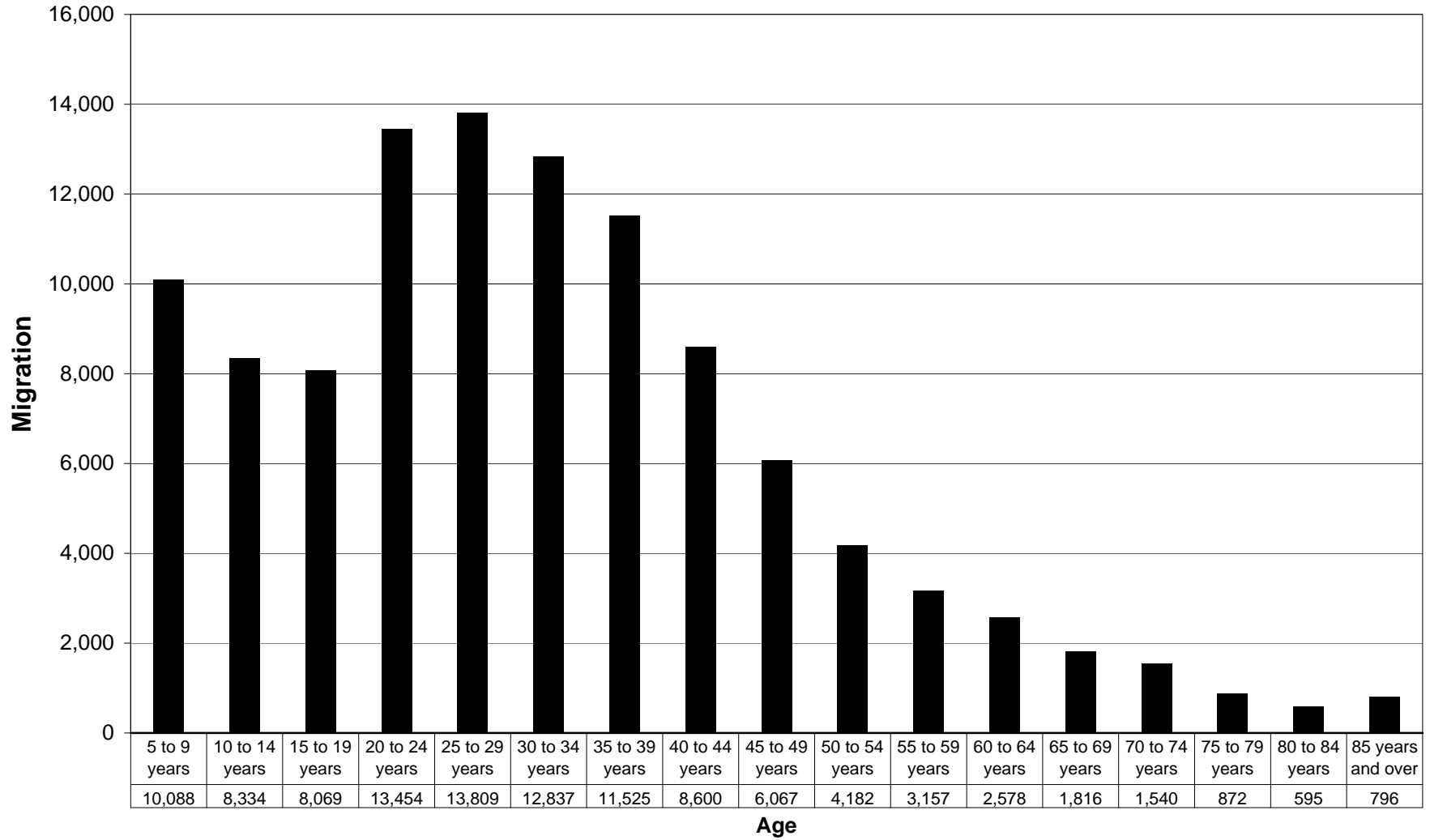
Imperial County, California Out Migration by Age 1995 - 2000



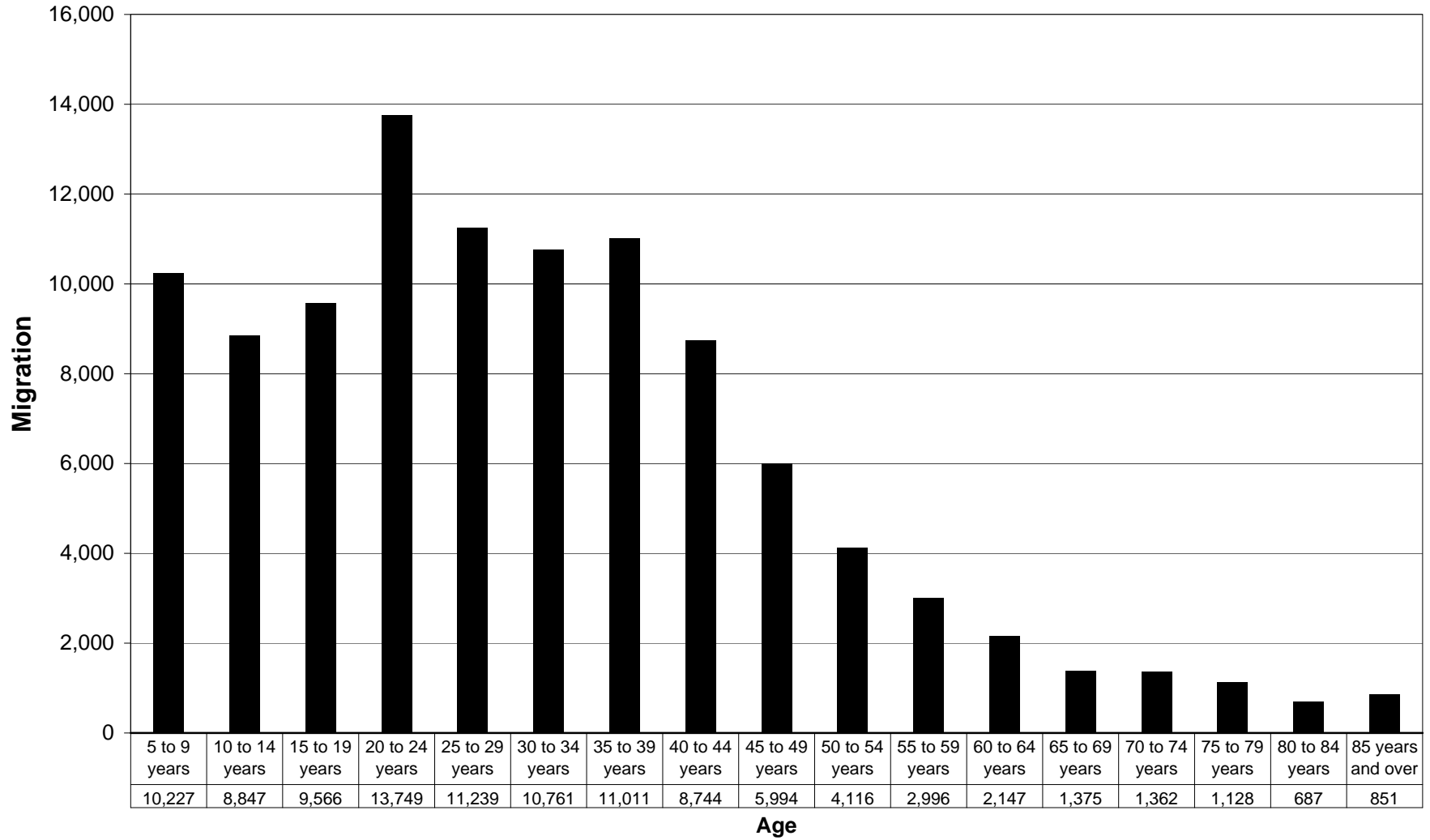
Kern County, California Net Migration by Age 1995 - 2000



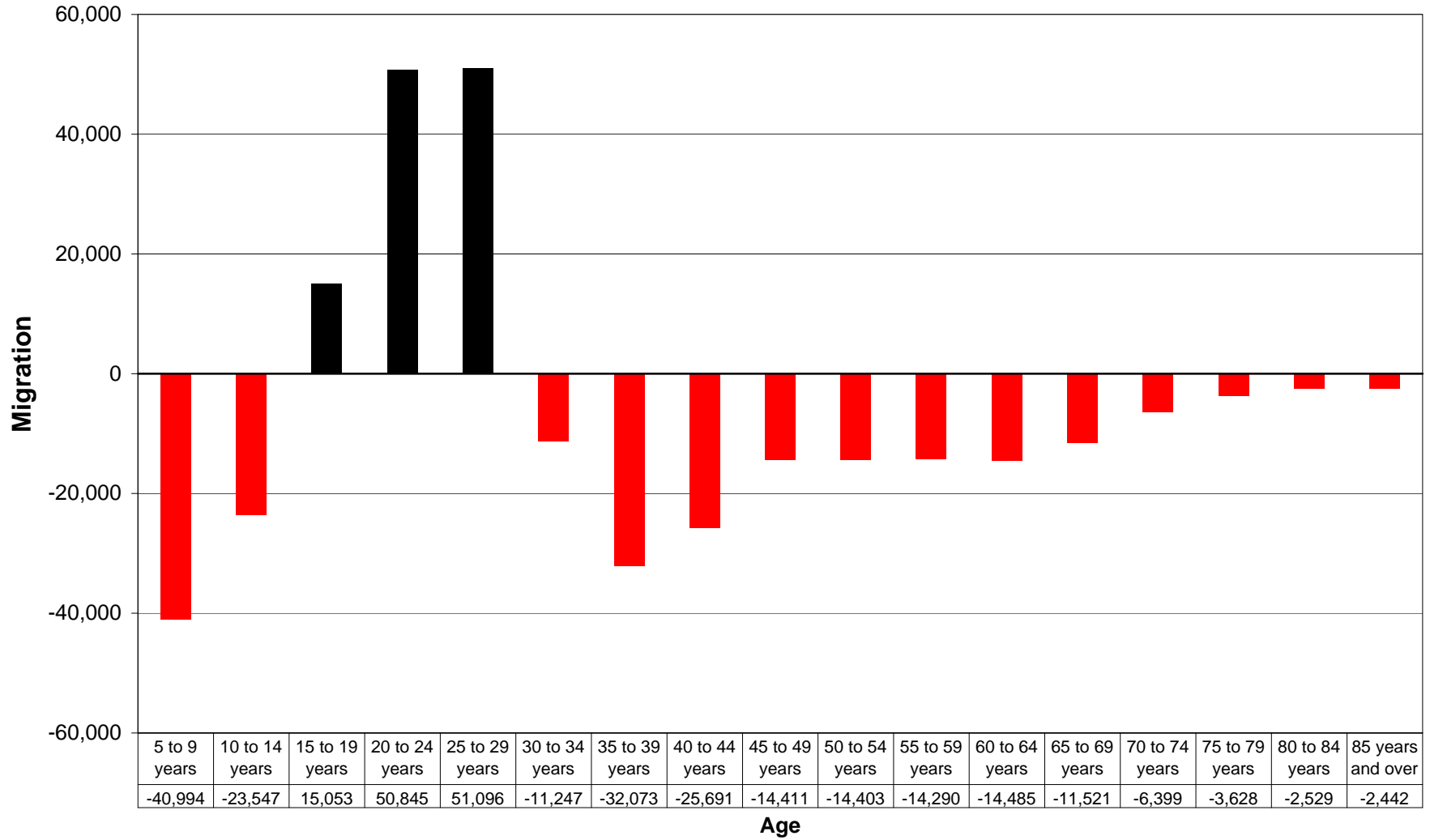
Kern County, California In Migration by Age 1995 - 2000



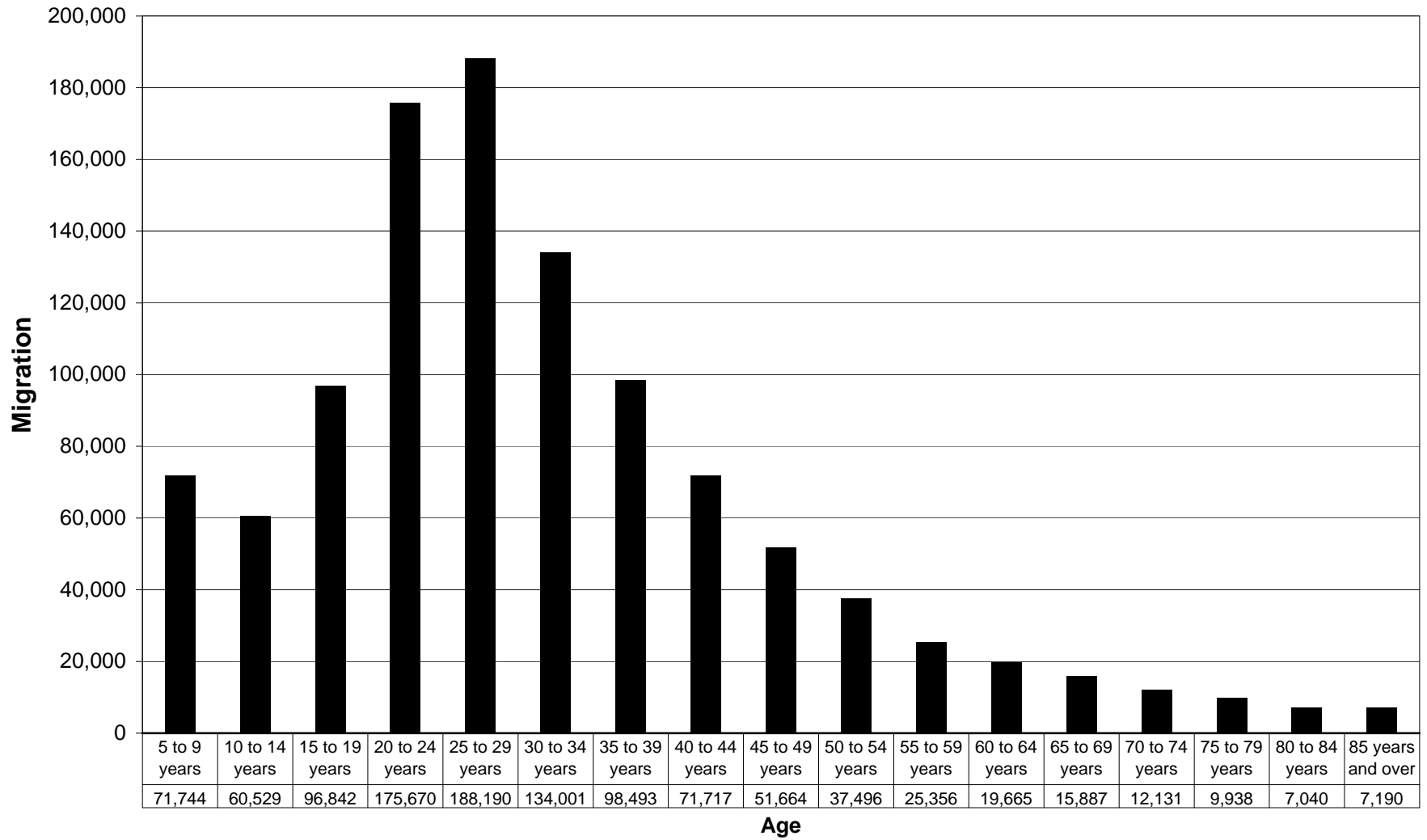
Kern County, California Out Migration by Age 1995 - 2000



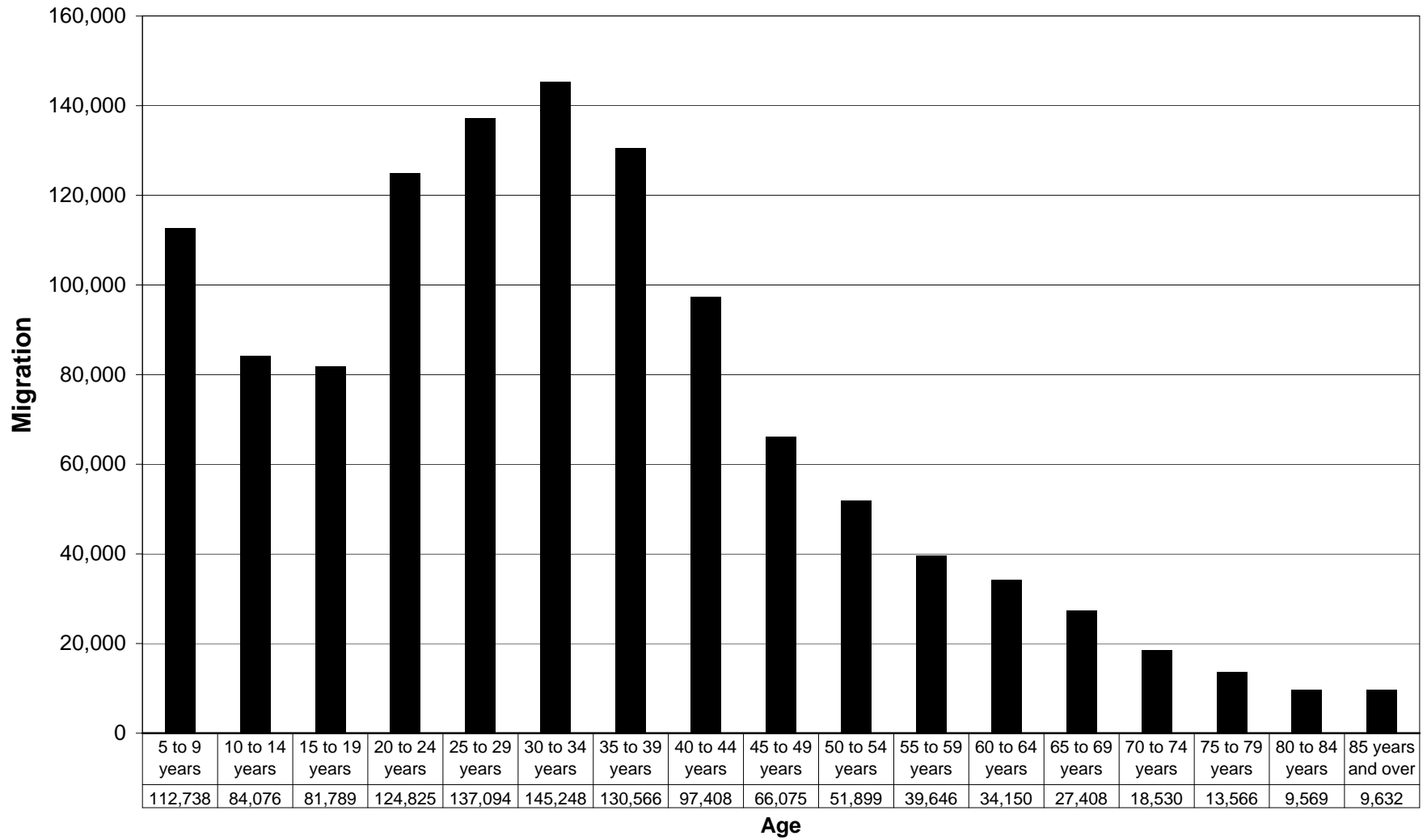
Los Angeles County, California Net Migration by Age 1995 - 2000



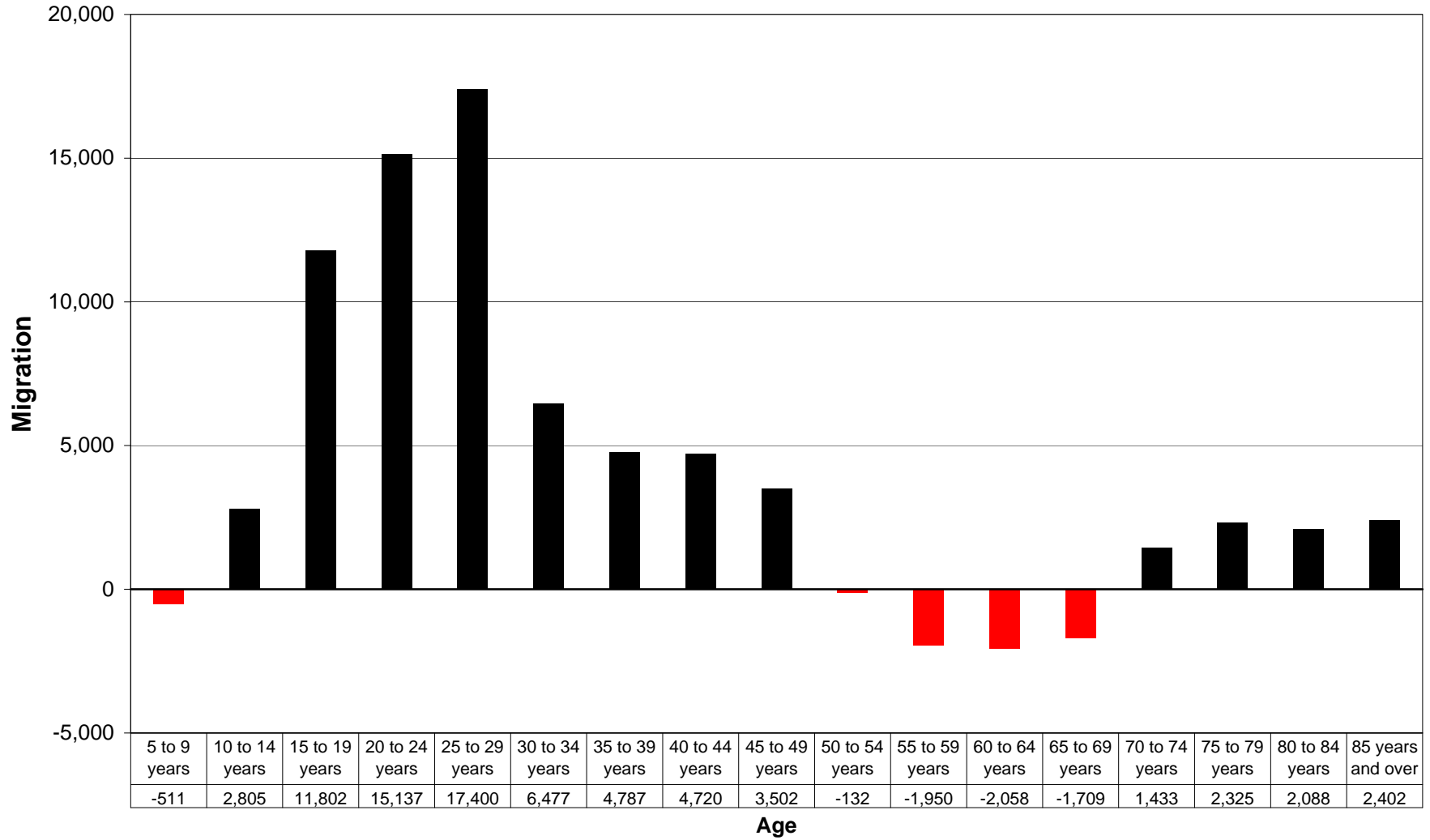
Los Angeles County, California In Migration by Age 1995 - 2000



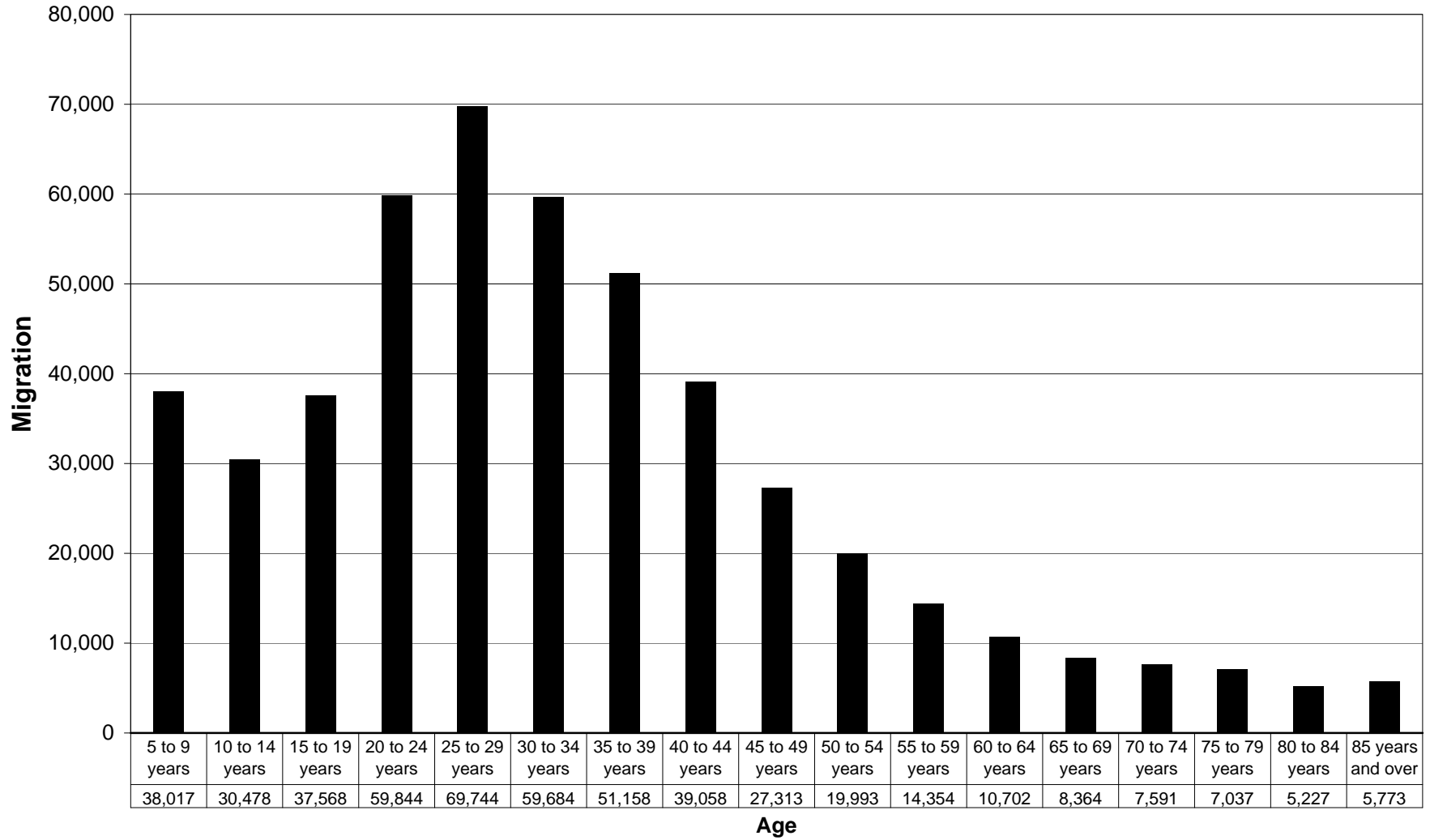
Los Angeles County, California Out Migration by Age 1995 - 2000



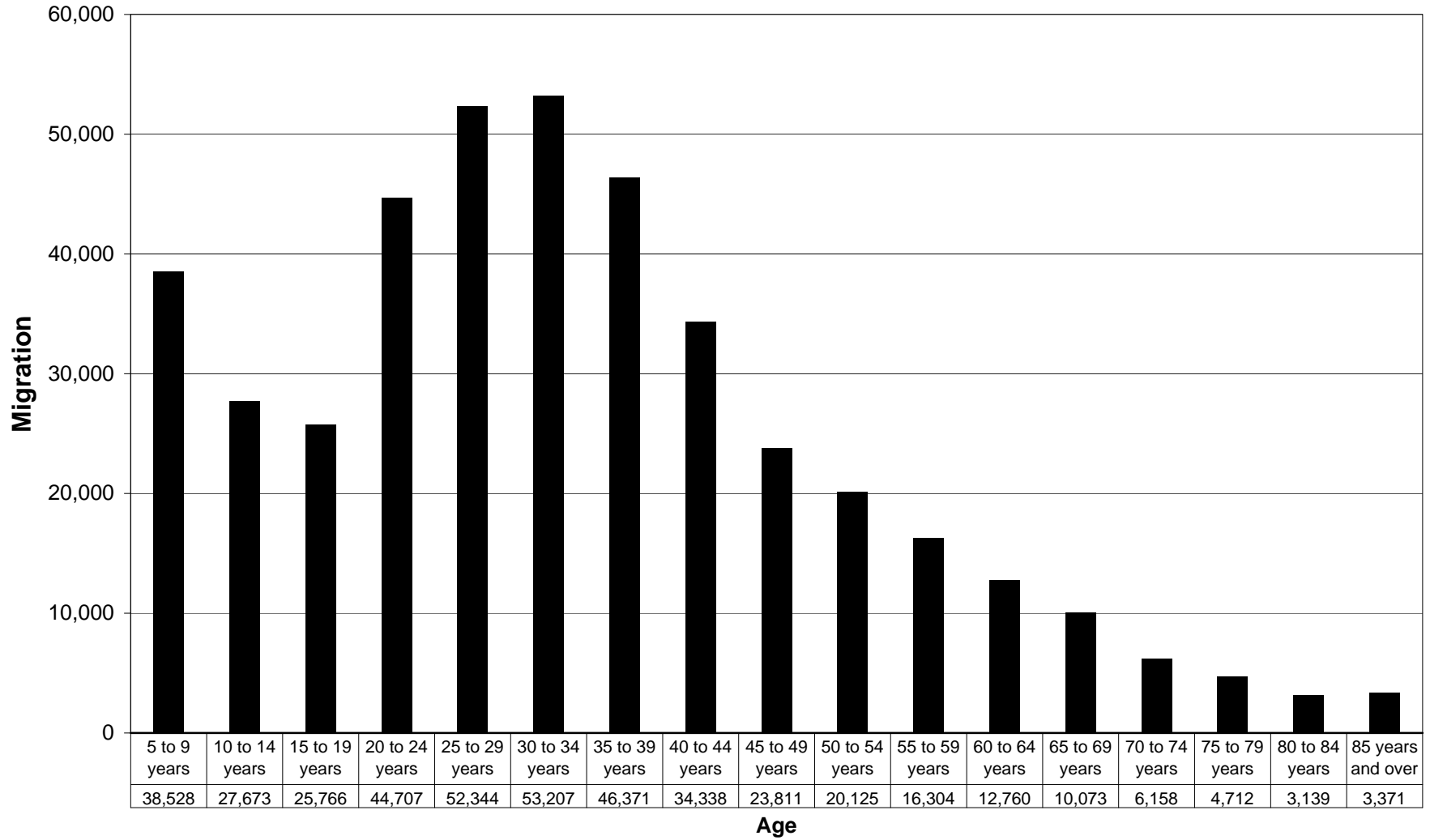
Orange County, California Net Migration by Age 1995 - 2000



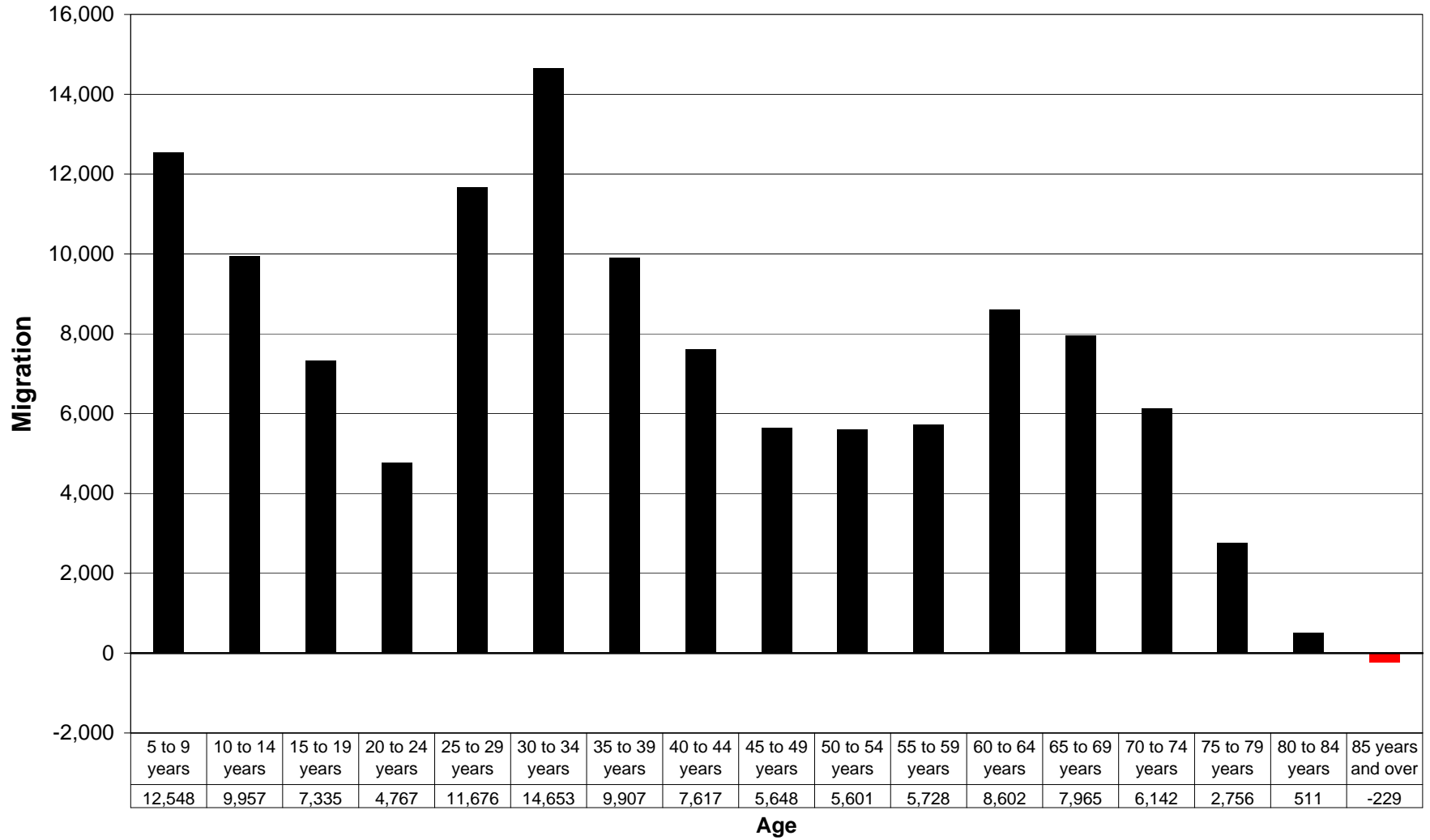
Orange County, California In Migration by Age 1995 - 2000



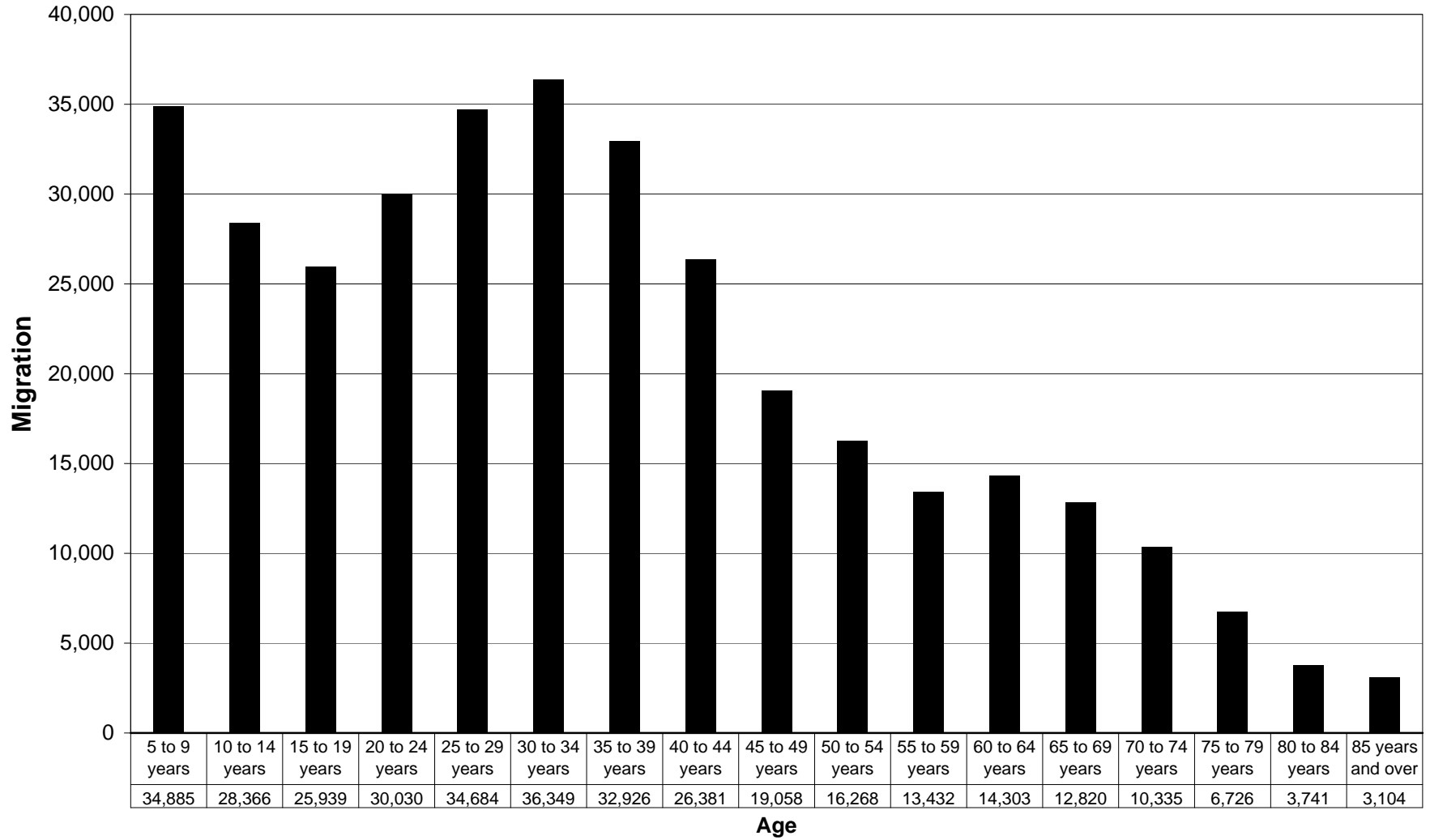
Orange County, California Out Migration by Age 1995 - 2000



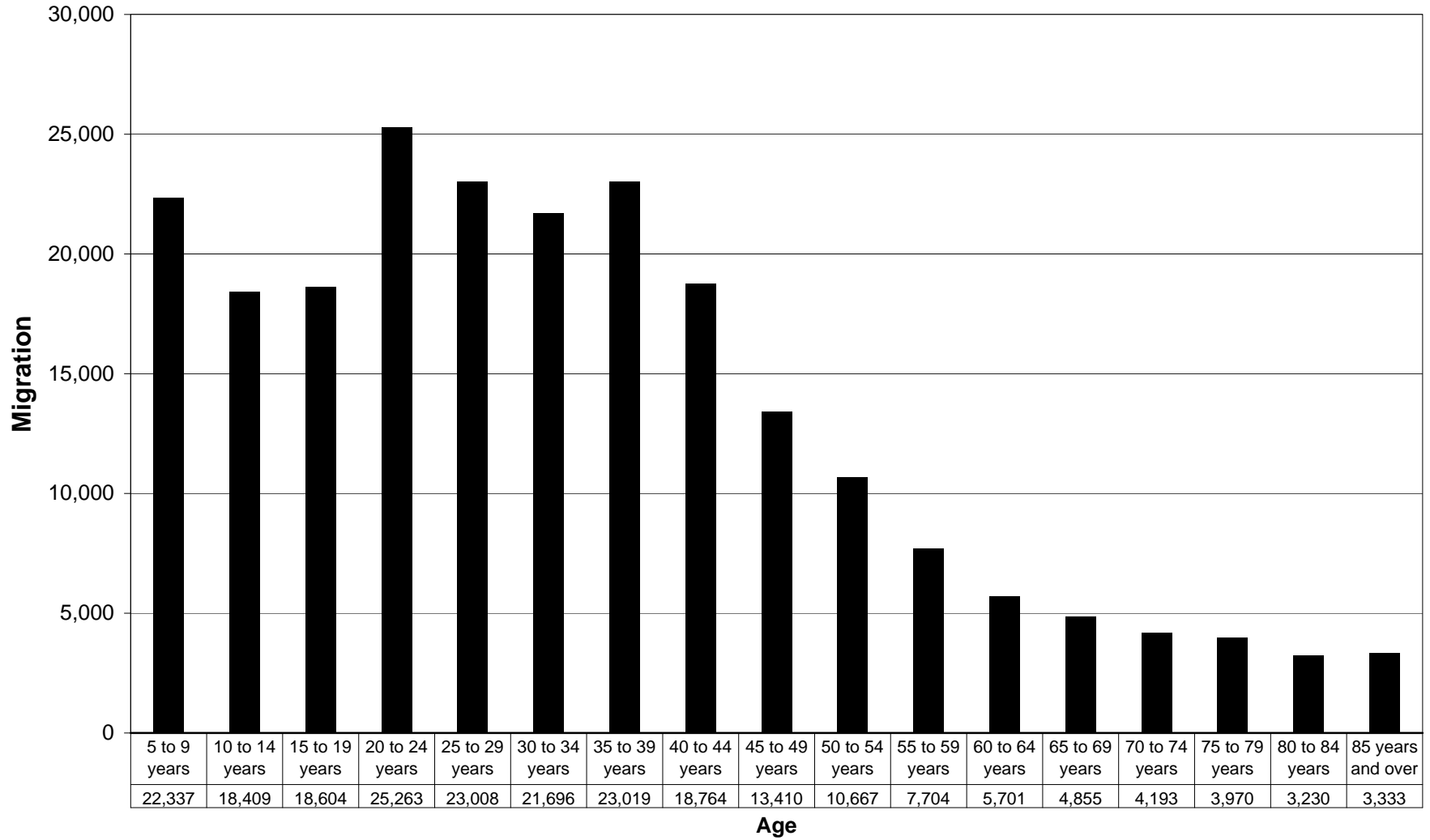
Riverside County, California Net Migration by Age 1995 - 2000



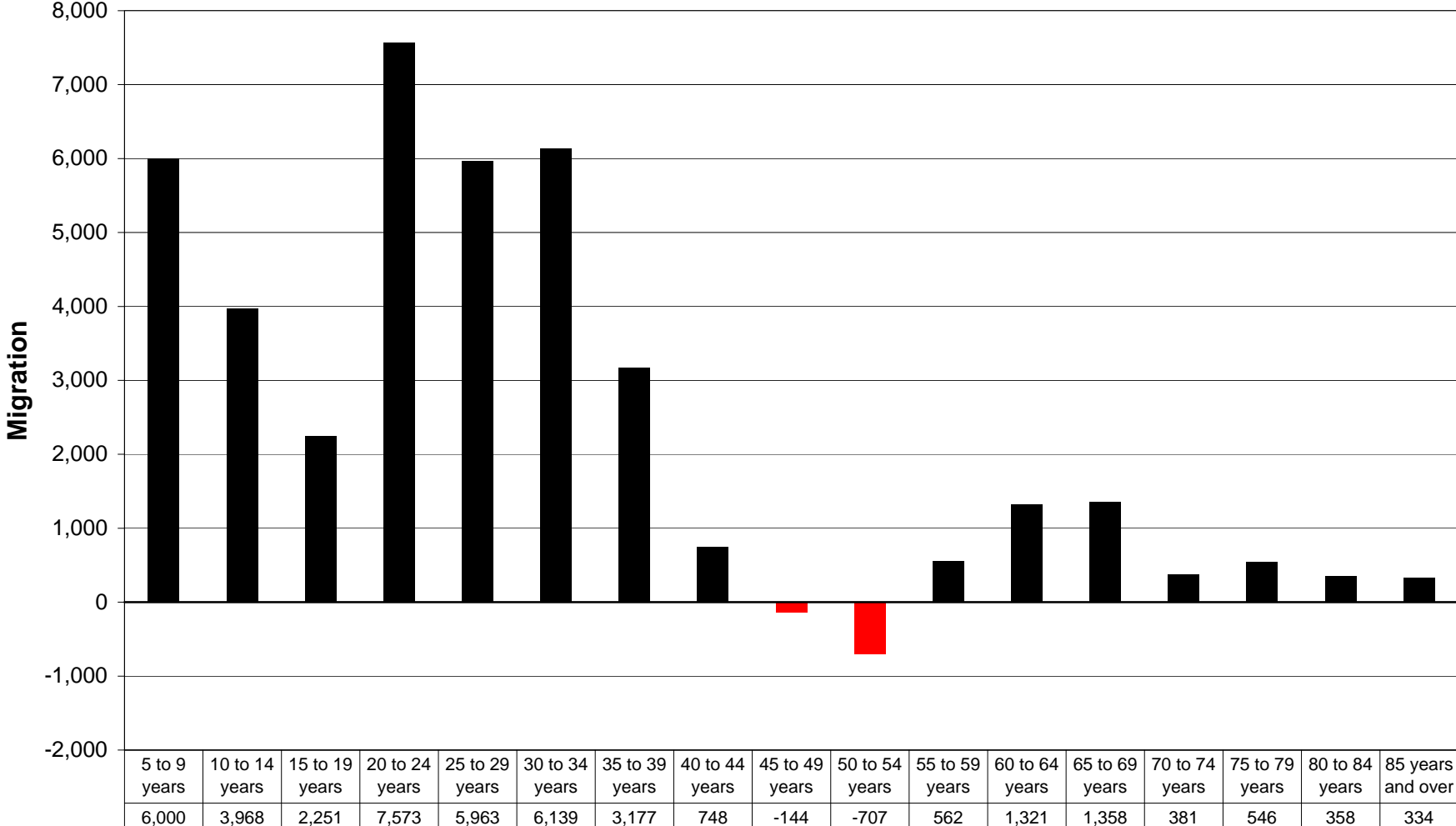
Riverside County, California In Migration by Age 1995 - 2000



Riverside County, California Out Migration by Age 1995 - 2000

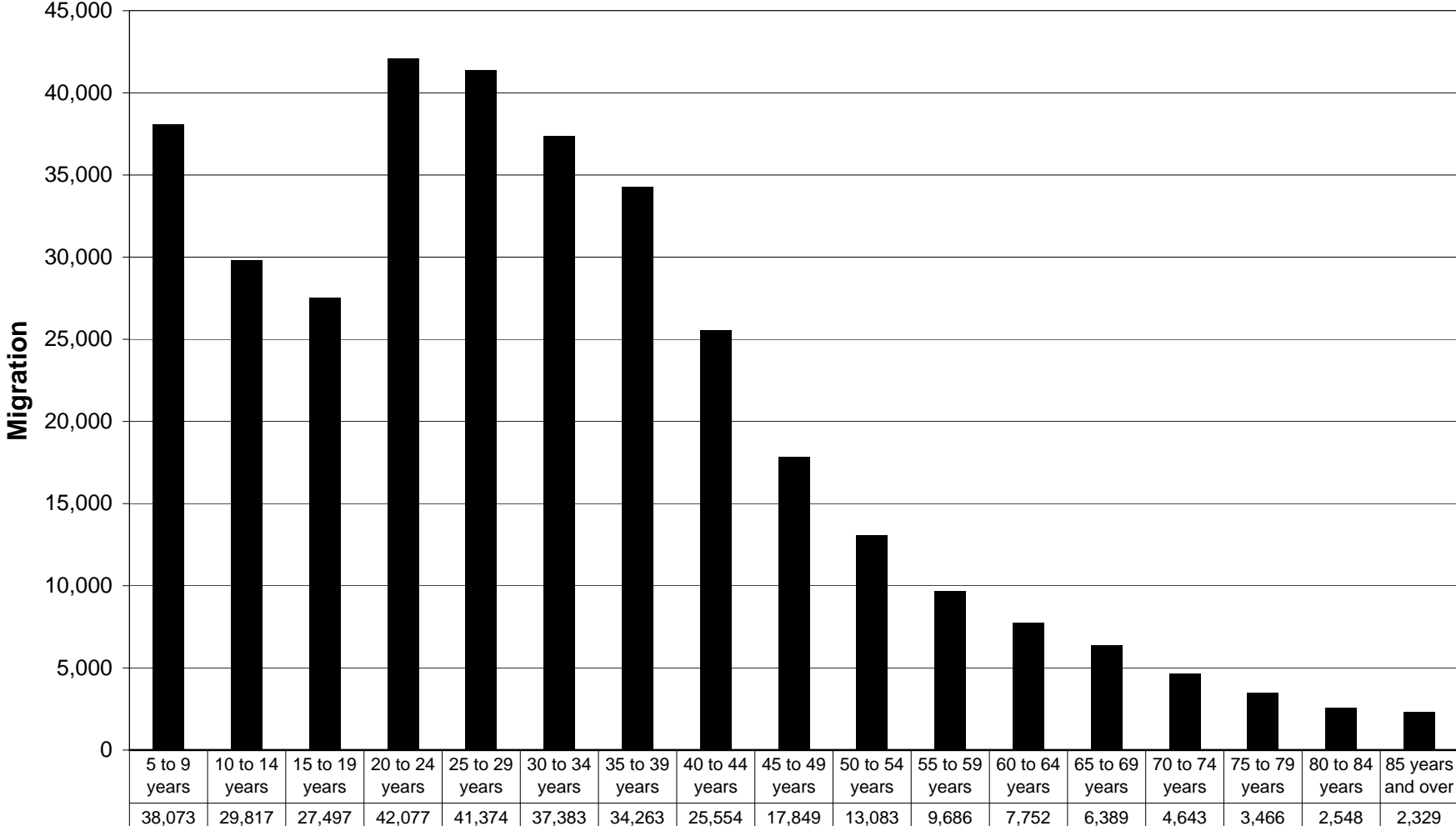


San Bernardino County, California Net Migration by Age 1995 - 2000



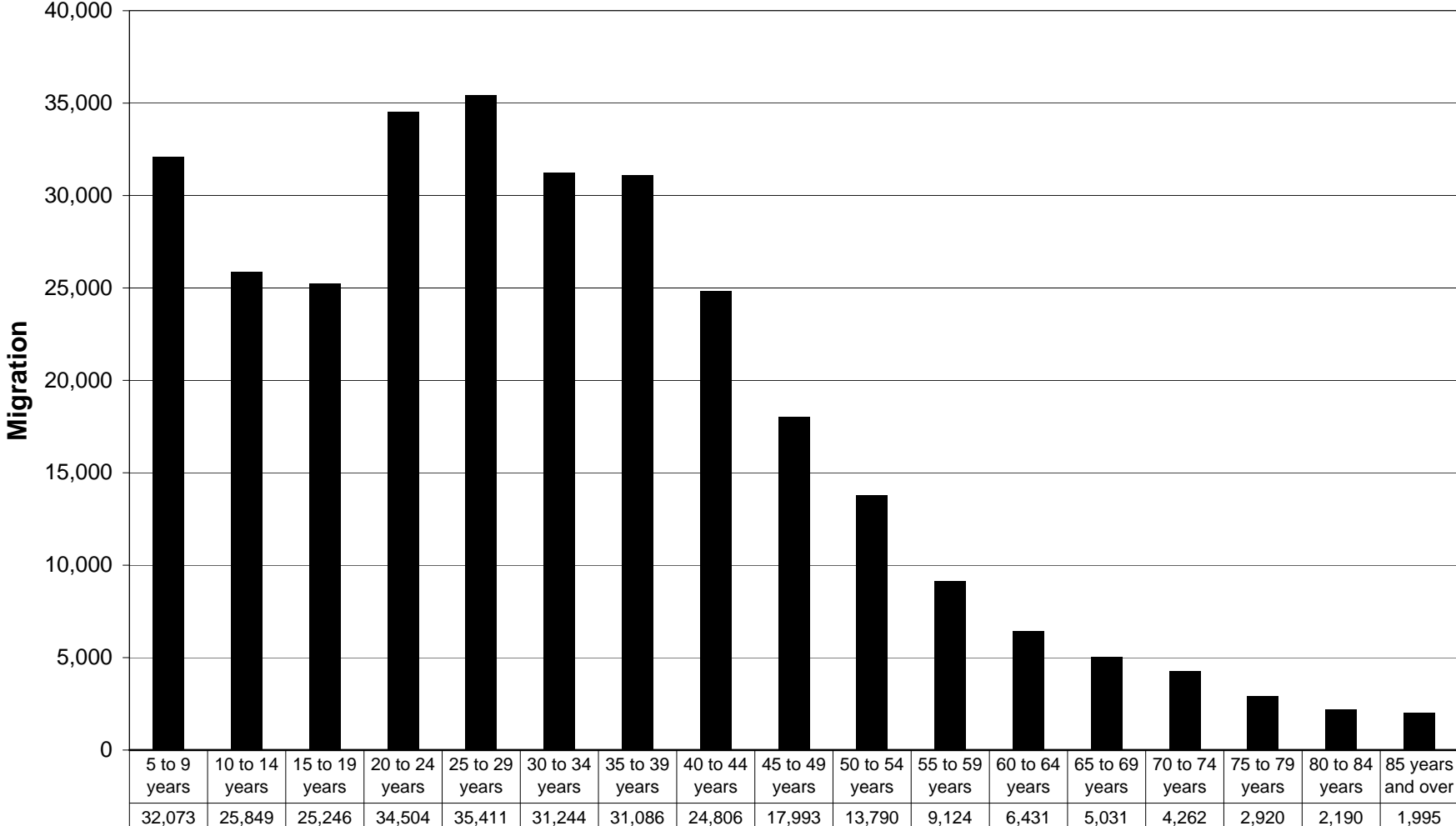
Age

San Bernardino County, California In Migration by Age 1995 - 2000



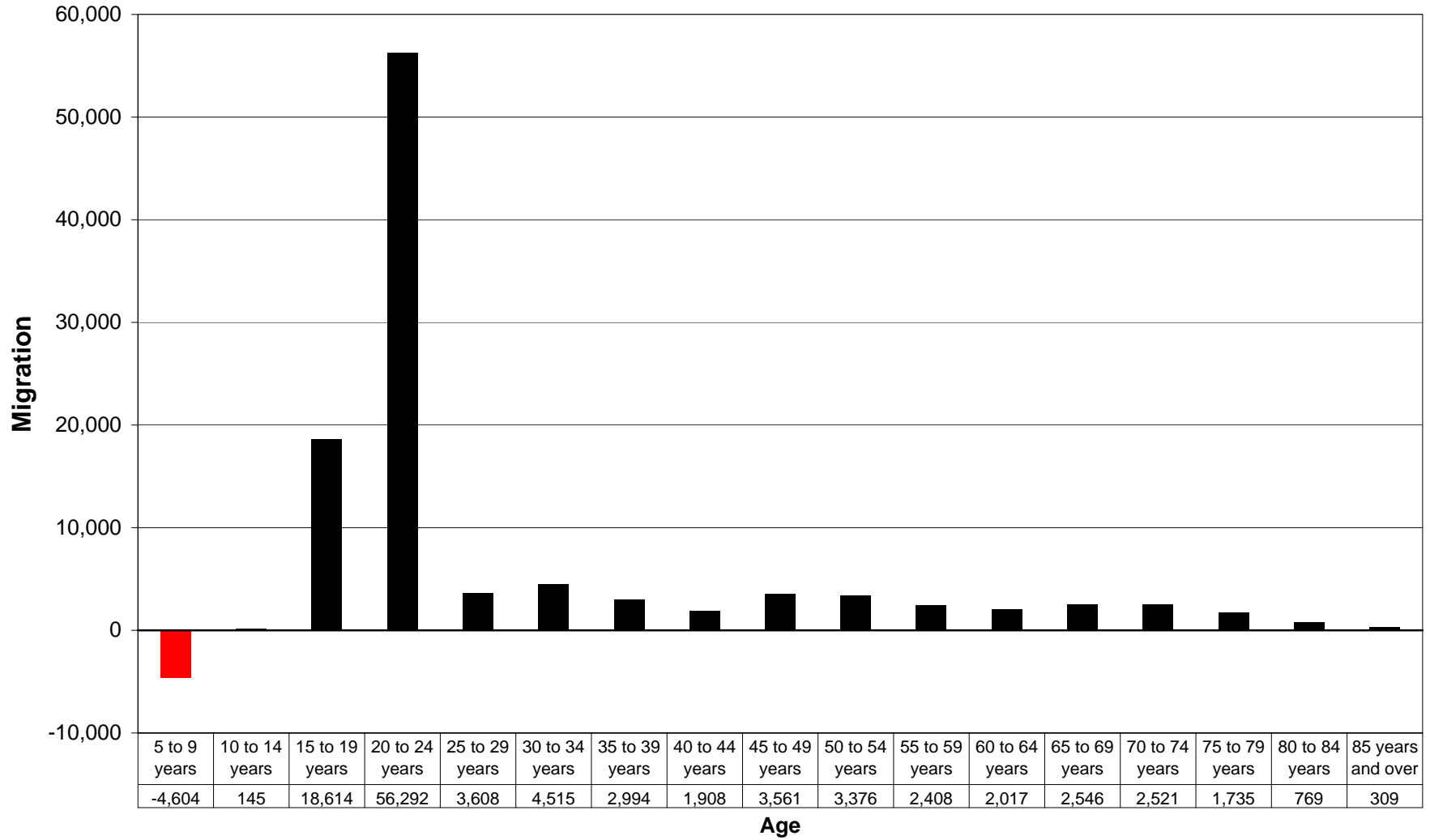
Age

San Bernardino County, California Out Migration by Age 1995 - 2000

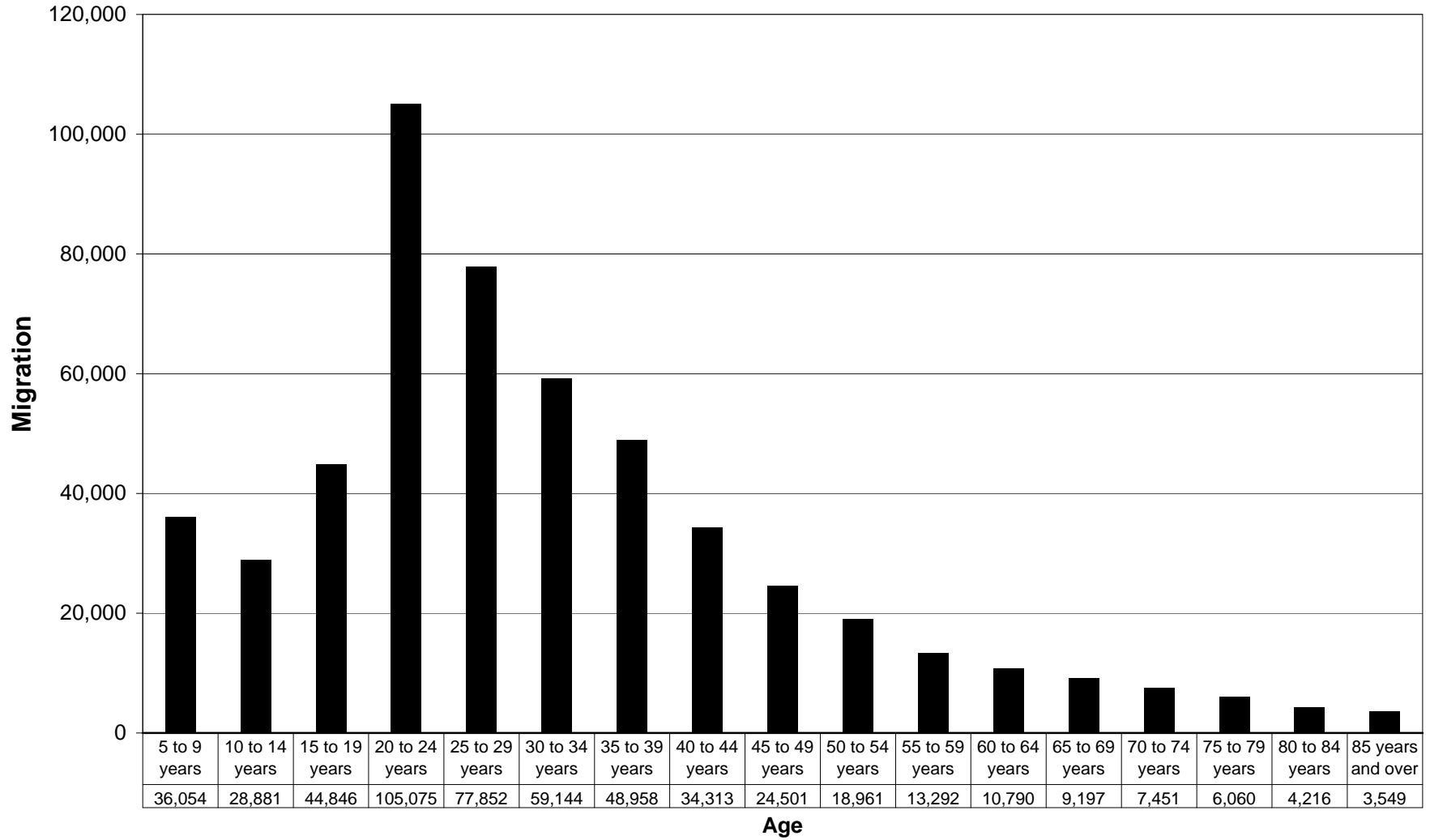


Age

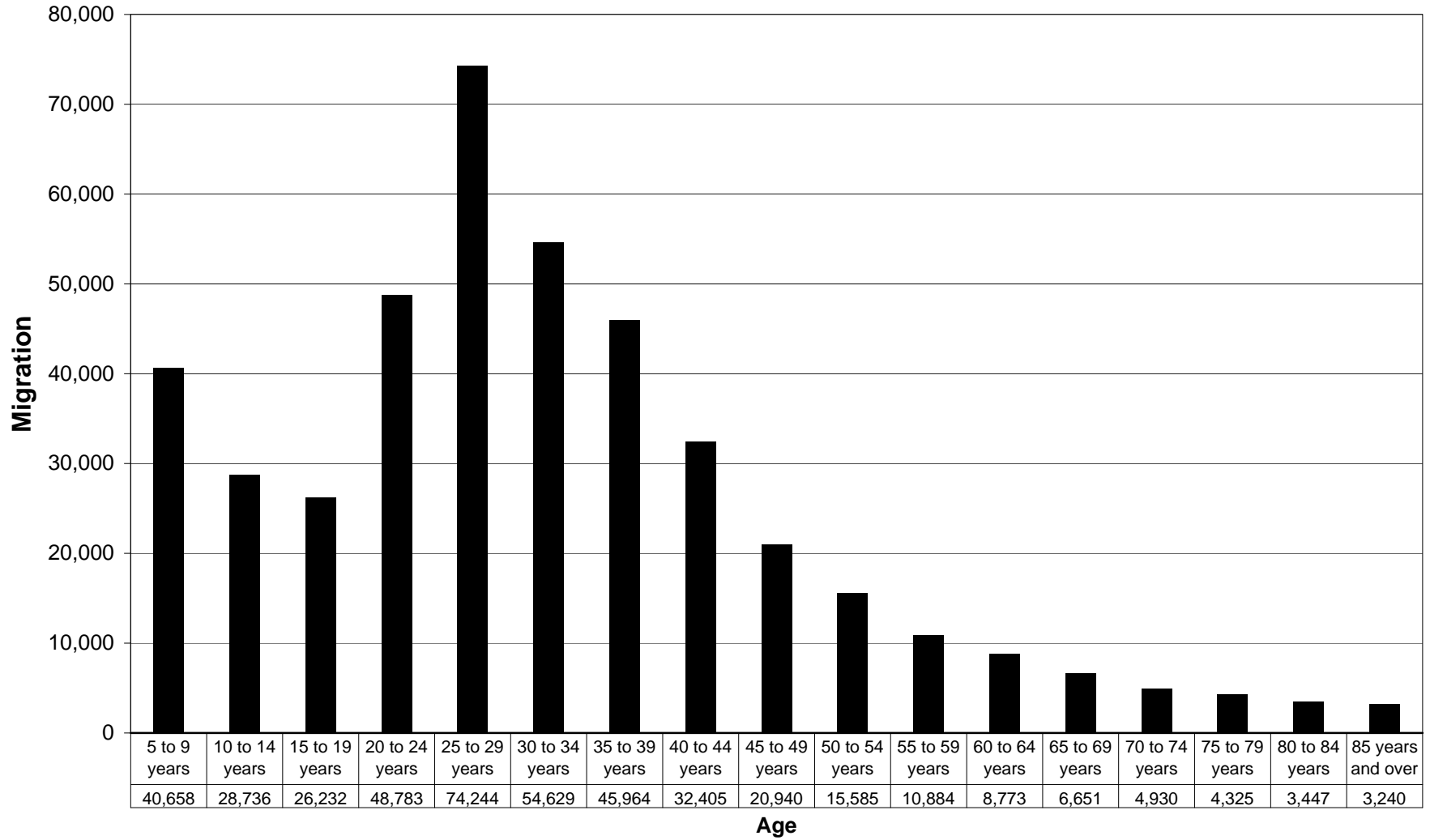
San Diego County, California Net Migration by Age 1995 - 2000



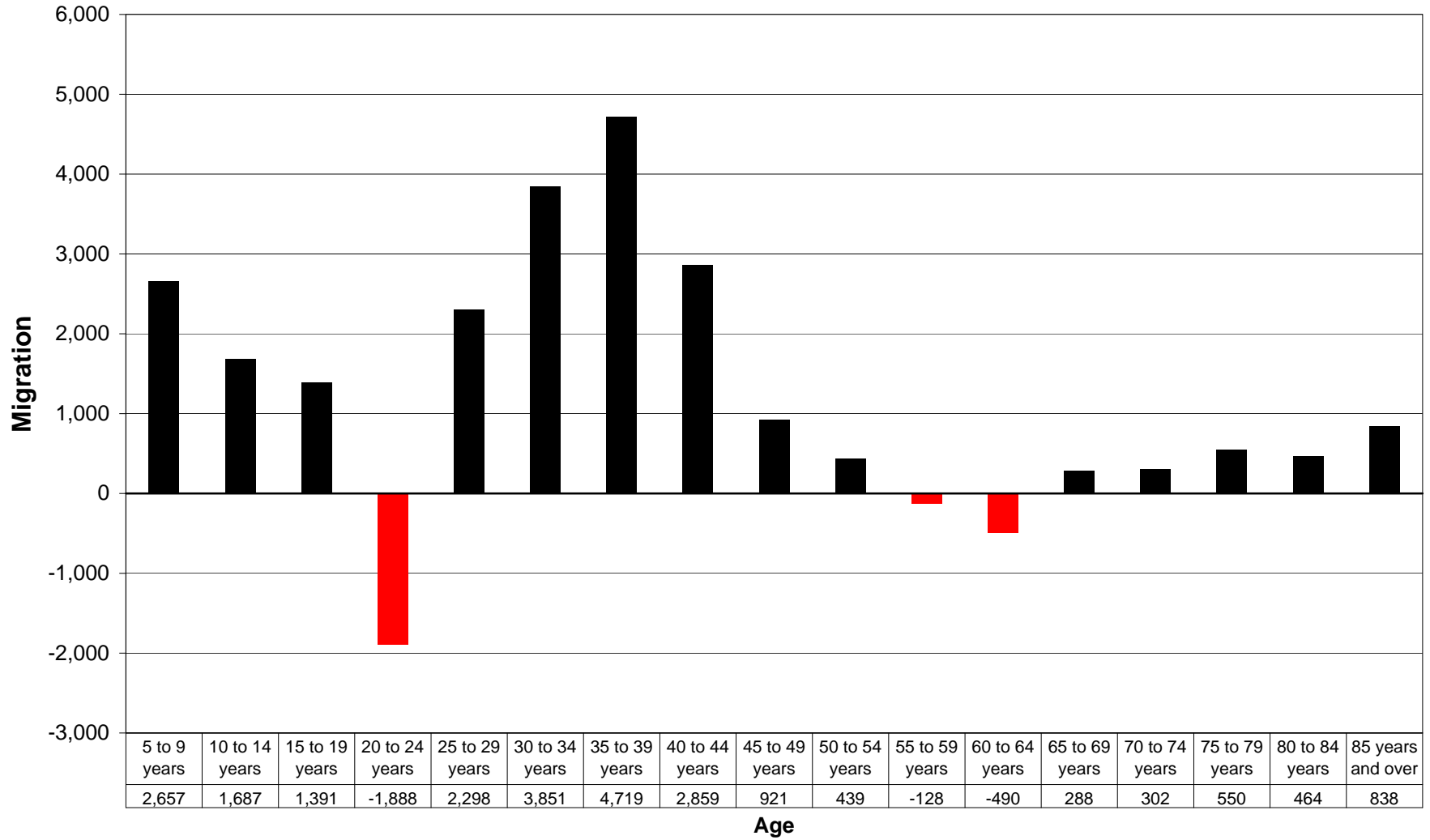
San Diego County, California In Migration by Age 1995 - 2000



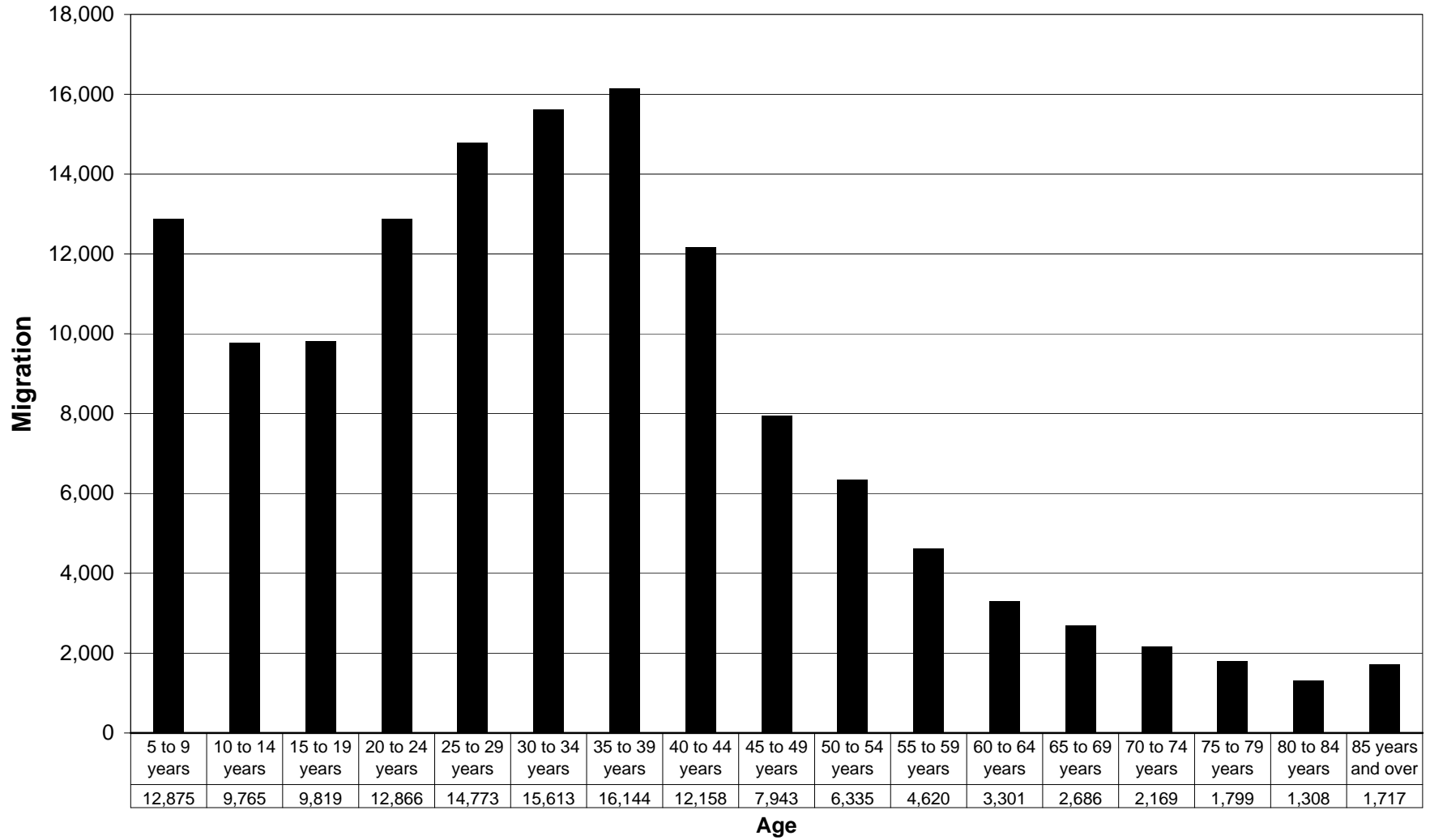
San Diego County, California Out Migration by Age 1995 - 2000



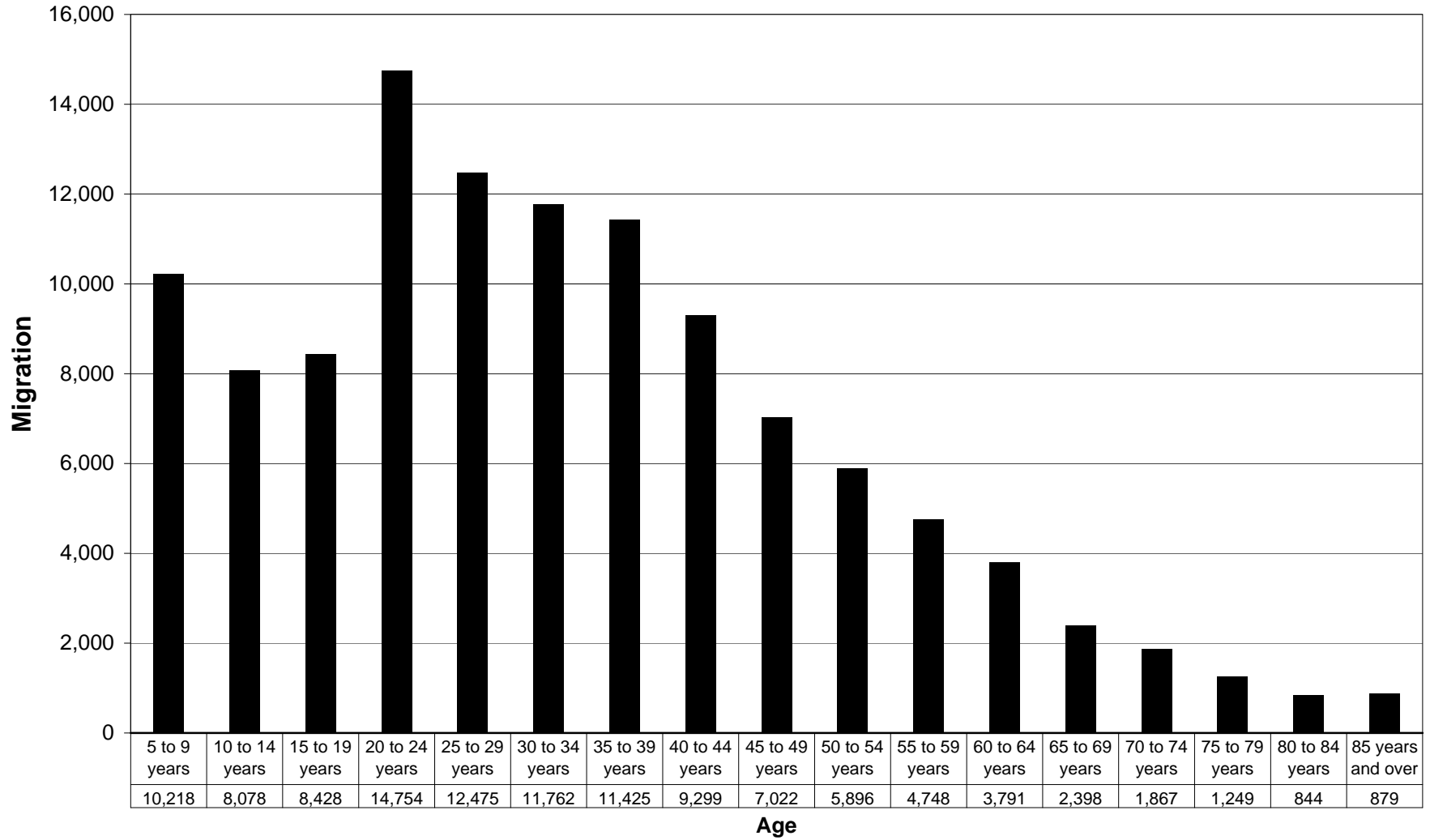
Ventura County, California Net Migration by Age 1995 - 2000



Ventura County, California In Migration by Age 1995 - 2000



Ventura County, California Out Migration by Age 1995 - 2000



FIPS	COUNTY	AGE	INFLOW	OUTFLOW	NET_MIGRATION	INFLOWINTL	NET_MIGRATION_WITH_INFLOWINTL	INFLOW_AND_INFLOWINTL
06025	Imperial	5 to 9 years	1,606	2,274	-668	852	184	2,458
06025	Imperial	10 to 14 years	1,208	1,727	-519	789	270	1,997
06025	Imperial	15 to 19 years	1,009	2,307	-1,298	907	-391	1,916
06025	Imperial	20 to 24 years	2,326	3,534	-1,208	558	-650	2,884
06025	Imperial	25 to 29 years	2,807	2,528	279	586	865	3,393
06025	Imperial	30 to 34 years	3,063	2,343	720	758	1,478	3,821
06025	Imperial	35 to 39 years	2,715	1,969	746	657	1,403	3,372
06025	Imperial	40 to 44 years	1,557	1,853	-296	561	265	2,118
06025	Imperial	45 to 49 years	1,295	1,049	246	273	519	1,568
06025	Imperial	50 to 54 years	877	735	142	225	367	1,102
06025	Imperial	55 to 59 years	595	519	76	104	180	699
06025	Imperial	60 to 64 years	416	420	-4	133	129	549
06025	Imperial	65 to 69 years	265	366	-101	116	15	381
06025	Imperial	70 to 74 years	254	277	-23	101	78	355
06025	Imperial	75 to 79 years	202	302	-100	34	-66	236
06025	Imperial	80 to 84 years	150	185	-35	19	-16	169
06025	Imperial	85 years and over	57	197	-140	2	-138	59
06029	Kern	5 to 9 years	8,441	10,227	-1,786	1,647	-139	10,088
06029	Kern	10 to 14 years	6,835	8,847	-2,012	1,499	-513	8,334
06029	Kern	15 to 19 years	5,522	9,566	-4,044	2,547	-1,497	8,069
06029	Kern	20 to 24 years	9,172	13,749	-4,577	4,282	-295	13,454
06029	Kern	25 to 29 years	10,713	11,239	-526	3,096	2,570	13,809
06029	Kern	30 to 34 years	10,083	10,761	-678	2,754	2,076	12,837
06029	Kern	35 to 39 years	9,097	11,011	-1,914	2,428	514	11,525
06029	Kern	40 to 44 years	7,019	8,744	-1,725	1,581	-144	8,600
06029	Kern	45 to 49 years	5,480	5,994	-514	587	73	6,067
06029	Kern	50 to 54 years	3,813	4,116	-303	369	66	4,182
06029	Kern	55 to 59 years	2,791	2,996	-205	366	161	3,157
06029	Kern	60 to 64 years	2,357	2,147	210	221	431	2,578
06029	Kern	65 to 69 years	1,675	1,375	300	141	441	1,816
06029	Kern	70 to 74 years	1,328	1,362	-34	212	178	1,540
06029	Kern	75 to 79 years	797	1,128	-331	75	-256	872
06029	Kern	80 to 84 years	551	687	-136	44	-92	595
06029	Kern	85 years and over	778	851	-73	18	-55	796
06037	Los Angeles	5 to 9 years	40,056	112,738	-72,682	31,688	-40,994	71,744
06037	Los Angeles	10 to 14 years	30,163	84,076	-53,913	30,366	-23,547	60,529
06037	Los Angeles	15 to 19 years	41,140	81,789	-40,649	55,702	15,053	96,842
06037	Los Angeles	20 to 24 years	89,736	124,825	-35,089	85,934	50,845	175,670
06037	Los Angeles	25 to 29 years	115,027	137,094	-22,067	73,163	51,096	188,190
06037	Los Angeles	30 to 34 years	84,302	145,248	-60,946	49,699	-11,247	134,001
06037	Los Angeles	35 to 39 years	60,494	130,566	-70,072	37,999	-32,073	98,493

06037	Los Angeles	40 to 44 years	43,492	97,408	-53,916	28,225	-25,691	71,717
06037	Los Angeles	45 to 49 years	31,033	66,075	-35,042	20,631	-14,411	51,664
06037	Los Angeles	50 to 54 years	23,353	51,899	-28,546	14,143	-14,403	37,496
06037	Los Angeles	55 to 59 years	15,830	39,646	-23,816	9,526	-14,290	25,356
06037	Los Angeles	60 to 64 years	10,185	34,150	-23,965	9,480	-14,485	19,665
06037	Los Angeles	65 to 69 years	8,272	27,408	-19,136	7,615	-11,521	15,887
06037	Los Angeles	70 to 74 years	6,867	18,530	-11,663	5,264	-6,399	12,131
06037	Los Angeles	75 to 79 years	6,285	13,566	-7,281	3,653	-3,628	9,938
06037	Los Angeles	80 to 84 years	5,152	9,569	-4,417	1,888	-2,529	7,040
06037	Los Angeles	85 years and over	5,561	9,632	-4,071	1,629	-2,442	7,190
06059	Orange	5 to 9 years	28,137	38,528	-10,391	9,880	-511	38,017
06059	Orange	10 to 14 years	21,660	27,673	-6,013	8,818	2,805	30,478
06059	Orange	15 to 19 years	22,152	25,766	-3,614	15,416	11,802	37,568
06059	Orange	20 to 24 years	36,435	44,707	-8,272	23,409	15,137	59,844
06059	Orange	25 to 29 years	50,242	52,344	-2,102	19,502	17,400	69,744
06059	Orange	30 to 34 years	45,554	53,207	-7,653	14,130	6,477	59,684
06059	Orange	35 to 39 years	40,622	46,371	-5,749	10,536	4,787	51,158
06059	Orange	40 to 44 years	31,134	34,338	-3,204	7,924	4,720	39,058
06059	Orange	45 to 49 years	21,662	23,811	-2,149	5,651	3,502	27,313
06059	Orange	50 to 54 years	16,288	20,125	-3,837	3,705	-132	19,993
06059	Orange	55 to 59 years	11,708	16,304	-4,596	2,646	-1,950	14,354
06059	Orange	60 to 64 years	8,570	12,760	-4,190	2,132	-2,058	10,702
06059	Orange	65 to 69 years	6,802	10,073	-3,271	1,562	-1,709	8,364
06059	Orange	70 to 74 years	6,354	6,158	196	1,237	1,433	7,591
06059	Orange	75 to 79 years	6,322	4,712	1,610	715	2,325	7,037
06059	Orange	80 to 84 years	4,860	3,139	1,721	367	2,088	5,227
06059	Orange	85 years and over	5,199	3,371	1,828	574	2,402	5,773
06065	Riverside	5 to 9 years	31,362	22,337	9,025	3,523	12,548	34,885
06065	Riverside	10 to 14 years	25,388	18,409	6,979	2,978	9,957	28,366
06065	Riverside	15 to 19 years	20,782	18,604	2,178	5,157	7,335	25,939
06065	Riverside	20 to 24 years	22,351	25,263	-2,912	7,679	4,767	30,030
06065	Riverside	25 to 29 years	28,869	23,008	5,861	5,815	11,676	34,684
06065	Riverside	30 to 34 years	32,356	21,696	10,660	3,993	14,653	36,349
06065	Riverside	35 to 39 years	29,996	23,019	6,977	2,930	9,907	32,926
06065	Riverside	40 to 44 years	23,819	18,764	5,055	2,562	7,617	26,381
06065	Riverside	45 to 49 years	17,685	13,410	4,275	1,373	5,648	19,058
06065	Riverside	50 to 54 years	15,145	10,667	4,478	1,123	5,601	16,268
06065	Riverside	55 to 59 years	12,616	7,704	4,912	816	5,728	13,432
06065	Riverside	60 to 64 years	13,517	5,701	7,816	786	8,602	14,303
06065	Riverside	65 to 69 years	12,224	4,855	7,369	596	7,965	12,820
06065	Riverside	70 to 74 years	9,903	4,193	5,710	432	6,142	10,335
06065	Riverside	75 to 79 years	6,445	3,970	2,475	281	2,756	6,726

06065	Riverside	80 to 84 years	3,625	3,230	395	116	511	3,741
06065	Riverside	85 years and over	2,934	3,333	-399	170	-229	3,104
06071	San Bernardino	5 to 9 years	34,315	32,073	2,242	3,758	6,000	38,073
06071	San Bernardino	10 to 14 years	26,576	25,849	727	3,241	3,968	29,817
06071	San Bernardino	15 to 19 years	22,189	25,246	-3,057	5,308	2,251	27,497
06071	San Bernardino	20 to 24 years	34,507	34,504	3	7,570	7,573	42,077
06071	San Bernardino	25 to 29 years	34,880	35,411	-531	6,494	5,963	41,374
06071	San Bernardino	30 to 34 years	33,181	31,244	1,937	4,202	6,139	37,383
06071	San Bernardino	35 to 39 years	30,770	31,086	-316	3,493	3,177	34,263
06071	San Bernardino	40 to 44 years	23,020	24,806	-1,786	2,534	748	25,554
06071	San Bernardino	45 to 49 years	16,200	17,993	-1,793	1,649	-144	17,849
06071	San Bernardino	50 to 54 years	11,974	13,790	-1,816	1,109	-707	13,083
06071	San Bernardino	55 to 59 years	8,822	9,124	-302	864	562	9,686
06071	San Bernardino	60 to 64 years	7,094	6,431	663	658	1,321	7,752
06071	San Bernardino	65 to 69 years	5,697	5,031	666	692	1,358	6,389
06071	San Bernardino	70 to 74 years	4,224	4,262	-38	419	381	4,643
06071	San Bernardino	75 to 79 years	3,200	2,920	280	266	546	3,466
06071	San Bernardino	80 to 84 years	2,380	2,190	190	168	358	2,548
06071	San Bernardino	85 years and over	2,226	1,995	231	103	334	2,329
06073	San Diego	5 to 9 years	27,378	40,658	-13,280	8,676	-4,604	36,054
06073	San Diego	10 to 14 years	21,284	28,736	-7,452	7,597	145	28,881
06073	San Diego	15 to 19 years	33,864	26,232	7,632	10,982	18,614	44,846
06073	San Diego	20 to 24 years	87,069	48,783	38,286	18,006	56,292	105,075
06073	San Diego	25 to 29 years	61,135	74,244	-13,109	16,717	3,608	77,852
06073	San Diego	30 to 34 years	45,633	54,629	-8,996	13,511	4,515	59,144
06073	San Diego	35 to 39 years	38,603	45,964	-7,361	10,355	2,994	48,958
06073	San Diego	40 to 44 years	27,346	32,405	-5,059	6,967	1,908	34,313
06073	San Diego	45 to 49 years	19,991	20,940	-949	4,510	3,561	24,501
06073	San Diego	50 to 54 years	15,872	15,585	287	3,089	3,376	18,961
06073	San Diego	55 to 59 years	10,943	10,884	59	2,349	2,408	13,292
06073	San Diego	60 to 64 years	8,651	8,773	-122	2,139	2,017	10,790
06073	San Diego	65 to 69 years	7,760	6,651	1,109	1,437	2,546	9,197
06073	San Diego	70 to 74 years	6,375	4,930	1,445	1,076	2,521	7,451
06073	San Diego	75 to 79 years	5,210	4,325	885	850	1,735	6,060
06073	San Diego	80 to 84 years	3,860	3,447	413	356	769	4,216
06073	San Diego	85 years and over	3,344	3,240	104	205	309	3,549
06111	Ventura	5 to 9 years	11,255	10,218	1,037	1,620	2,657	12,875
06111	Ventura	10 to 14 years	8,223	8,078	145	1,542	1,687	9,765
06111	Ventura	15 to 19 years	6,817	8,428	-1,611	3,002	1,391	9,819
06111	Ventura	20 to 24 years	8,591	14,754	-6,163	4,275	-1,888	12,866
06111	Ventura	25 to 29 years	11,408	12,475	-1,067	3,365	2,298	14,773
06111	Ventura	30 to 34 years	13,540	11,762	1,778	2,073	3,851	15,613

06111	Ventura	35 to 39 years	14,225	11,425	2,800	1,919	4,719	16,144
06111	Ventura	40 to 44 years	10,882	9,299	1,583	1,276	2,859	12,158
06111	Ventura	45 to 49 years	7,193	7,022	171	750	921	7,943
06111	Ventura	50 to 54 years	5,841	5,896	-55	494	439	6,335
06111	Ventura	55 to 59 years	4,173	4,748	-575	447	-128	4,620
06111	Ventura	60 to 64 years	2,955	3,791	-836	346	-490	3,301
06111	Ventura	65 to 69 years	2,309	2,398	-89	377	288	2,686
06111	Ventura	70 to 74 years	2,002	1,867	135	167	302	2,169
06111	Ventura	75 to 79 years	1,659	1,249	410	140	550	1,799
06111	Ventura	80 to 84 years	1,259	844	415	49	464	1,308
06111	Ventura	85 years and over	1,653	879	774	64	838	1,717

Census 2000 Migration DVD