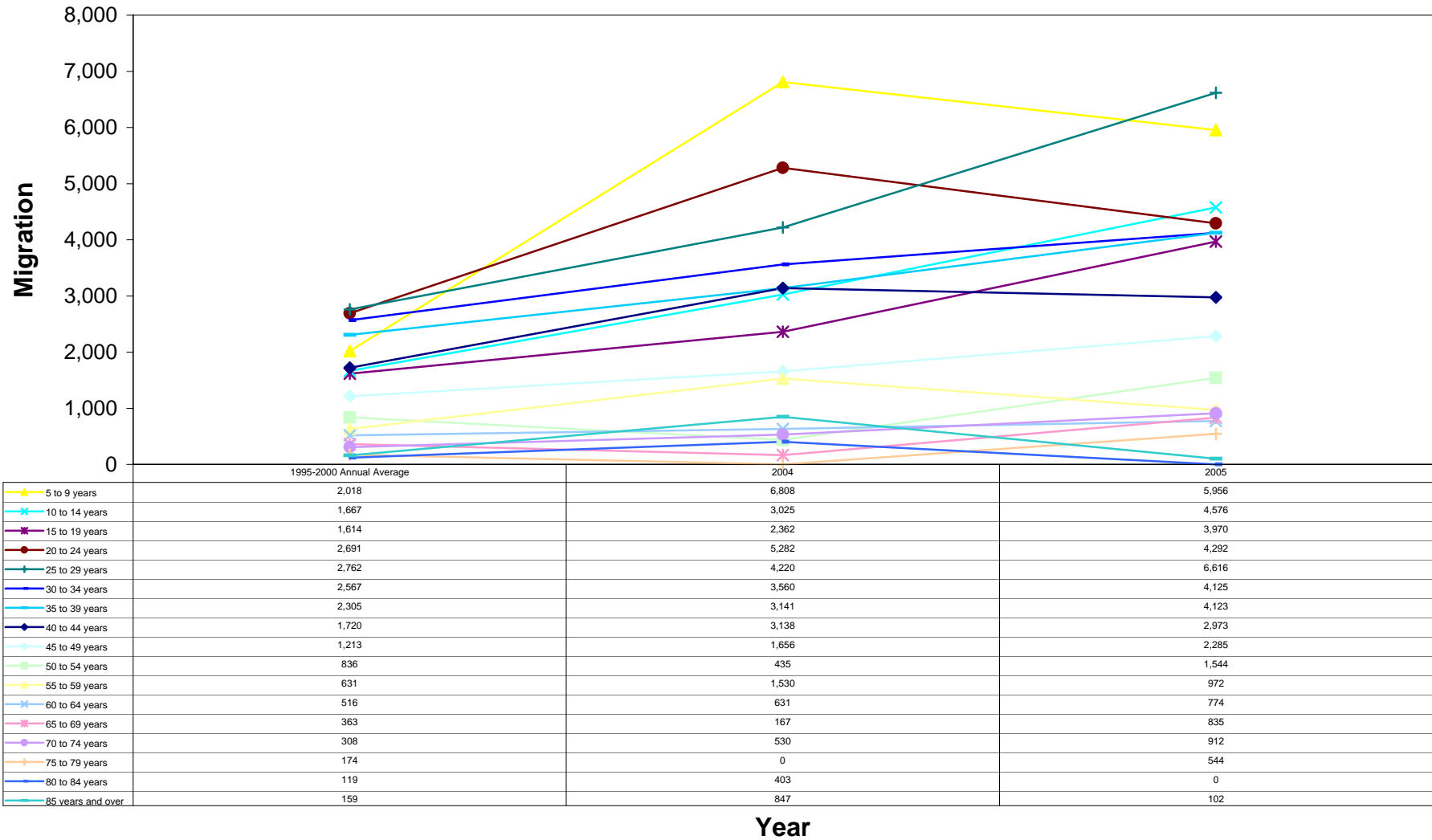
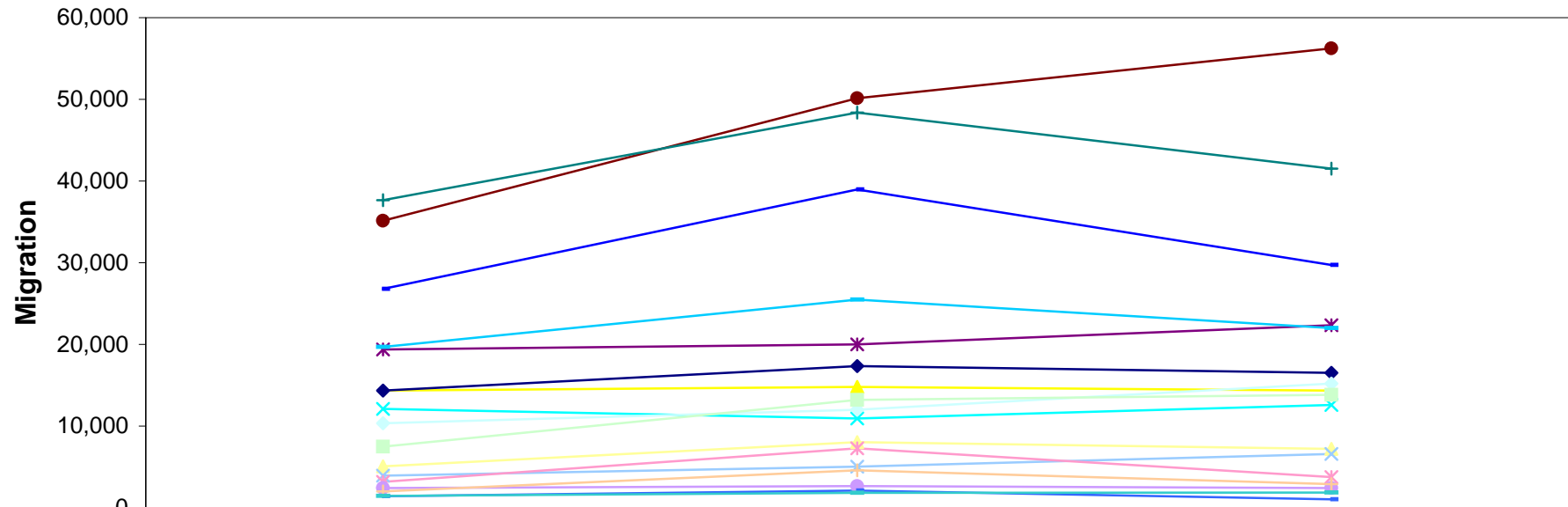


Kern County, California Inflow Migration by Age 1995-2000, 2004-2005



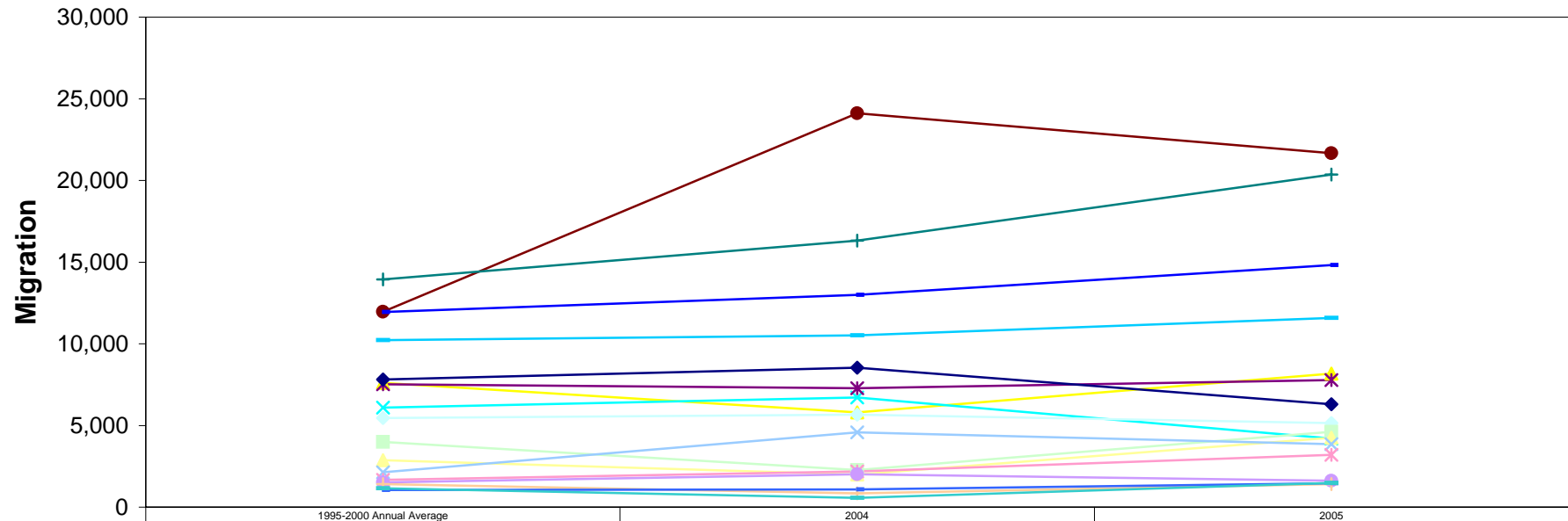
Los Angeles County, California Inflow Migration by Age 1995-2000, 2004-2005



	1995-2000 Annual Average	2004	2005
5 to 9 years	14,349	14,778	14,336
10 to 14 years	12,106	10,932	12,594
15 to 19 years	19,368	20,006	22,331
20 to 24 years	35,134	50,129	56,255
25 to 29 years	37,638	48,388	41,501
30 to 34 years	26,800	38,952	29,707
35 to 39 years	19,699	25,492	22,008
40 to 44 years	14,343	17,332	16,510
45 to 49 years	10,333	11,999	15,194
50 to 54 years	7,499	13,224	13,814
55 to 59 years	5,071	8,024	7,215
60 to 64 years	3,933	5,048	6,578
65 to 69 years	3,177	7,283	3,749
70 to 74 years	2,426	2,644	2,400
75 to 79 years	1,988	4,590	2,911
80 to 84 years	1,408	2,108	1,051
85 years and over	1,438	1,825	1,855

Year

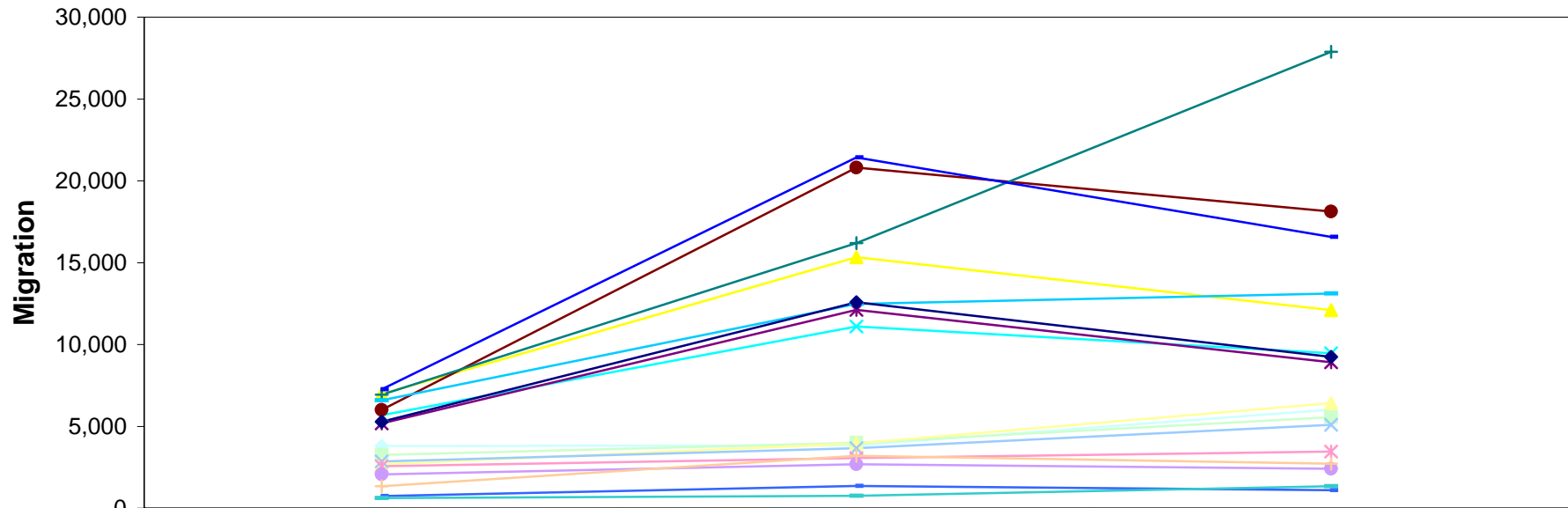
Orange County, California Inflow Migration by Age 1995-2000, 2004-2005



	1995-2000 Annual Average	2004	2005
5 to 9 years	7,603	5,801	8,181
10 to 14 years	6,096	6,708	4,206
15 to 19 years	7,514	7,286	7,777
20 to 24 years	11,969	24,114	21,669
25 to 29 years	13,949	16,319	20,370
30 to 34 years	11,937	12,988	14,827
35 to 39 years	10,232	10,512	11,589
40 to 44 years	7,812	8,529	6,294
45 to 49 years	5,463	5,660	5,145
50 to 54 years	3,999	2,278	4,617
55 to 59 years	2,871	1,992	4,258
60 to 64 years	2,140	4,575	3,859
65 to 69 years	1,673	2,194	3,206
70 to 74 years	1,518	2,009	1,621
75 to 79 years	1,407	851	1,415
80 to 84 years	1,045	1,091	1,465
85 years and over	1,155	574	1,483

Year

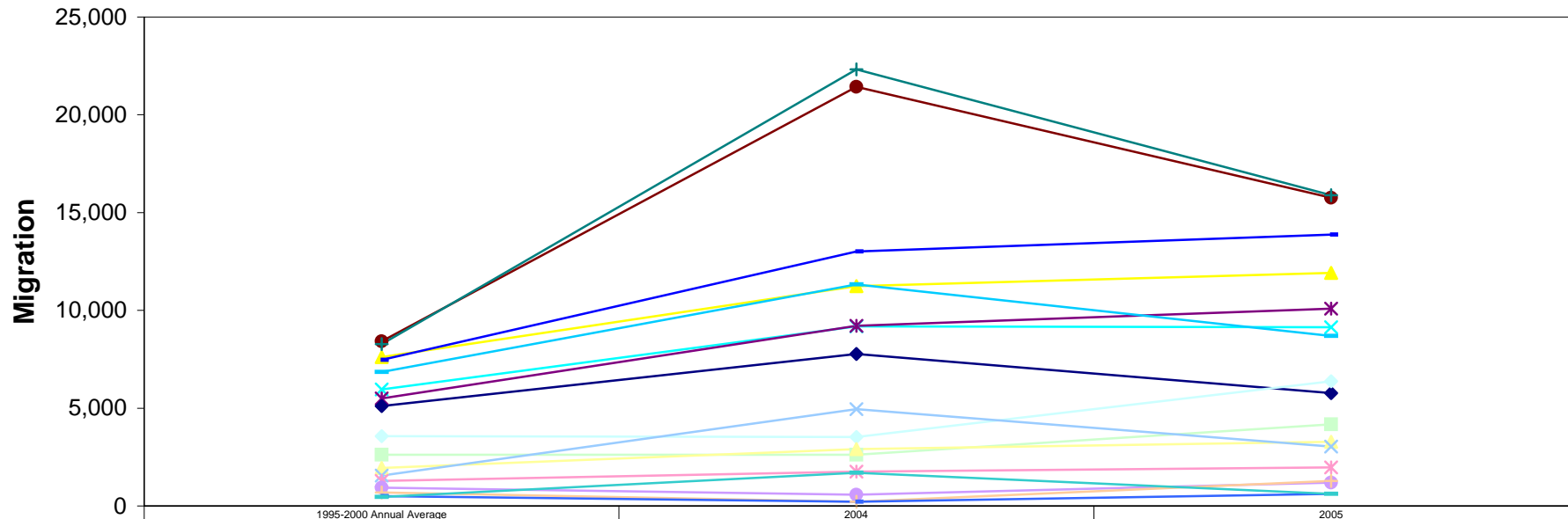
Riverside County, California Inflow Migration by Age 1995-2000, 2004-2005



	1995-2000 Annual Average	2004	2005
5 to 9 years	6,977	15,330	12,096
10 to 14 years	5,673	11,110	9,464
15 to 19 years	5,188	12,117	8,924
20 to 24 years	6,006	20,810	18,128
25 to 29 years	6,937	16,192	27,885
30 to 34 years	7,270	21,422	16,579
35 to 39 years	6,585	12,481	13,109
40 to 44 years	5,276	12,580	9,249
45 to 49 years	3,812	3,830	6,025
50 to 54 years	3,254	3,993	5,559
55 to 59 years	2,686	3,954	6,423
60 to 64 years	2,861	3,659	5,094
65 to 69 years	2,564	3,069	3,466
70 to 74 years	2,067	2,679	2,409
75 to 79 years	1,345	3,198	2,715
80 to 84 years	748	1,364	1,106
85 years and over	621	757	1,351

Year

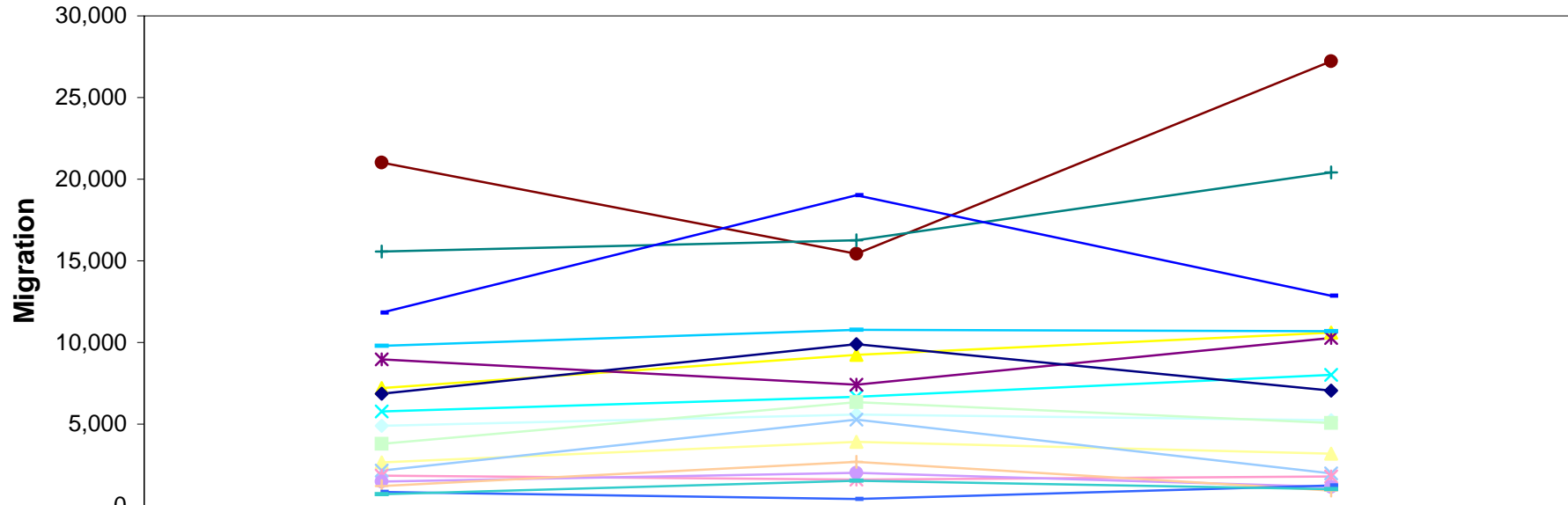
San Bernardino County, California Inflow Migration by Age 1995-2000, 2004-2005



	1995-2000 Annual Average	2004	2005
5 to 9 years	7,615	11,245	11,914
10 to 14 years	5,963	9,184	9,143
15 to 19 years	5,499	9,217	10,096
20 to 24 years	8,415	21,437	15,760
25 to 29 years	8,275	22,328	15,896
30 to 34 years	7,477	13,013	13,870
35 to 39 years	6,853	11,329	8,698
40 to 44 years	5,111	7,771	5,770
45 to 49 years	3,570	3,525	6,369
50 to 54 years	2,617	2,616	4,179
55 to 59 years	1,937	2,910	3,275
60 to 64 years	1,550	4,947	3,042
65 to 69 years	1,278	1,755	1,972
70 to 74 years	929	574	1,197
75 to 79 years	693	219	1,288
80 to 84 years	510	212	619
85 years and over	466	1,698	614

Year

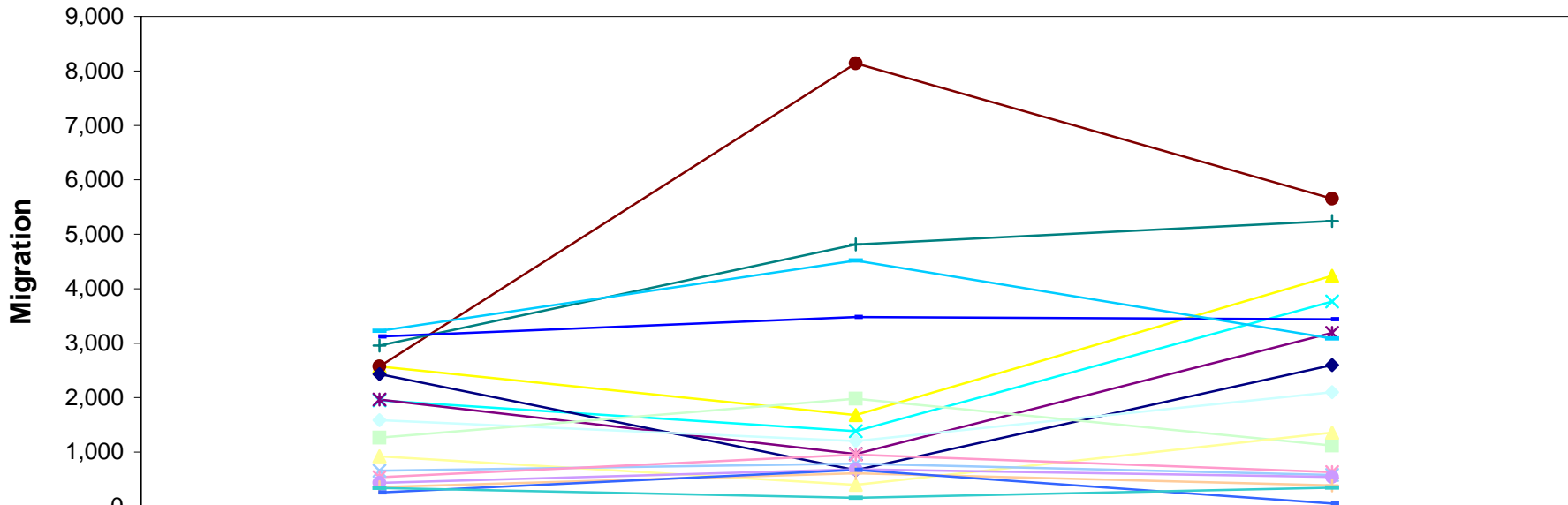
San Diego County, California Inflow Migration by Age 1995-2000, 2004-2005



	1995-2000 Annual Average	2004	2005
5 to 9 years	7,211	9,239	10,601
10 to 14 years	5,776	6,669	8,013
15 to 19 years	8,969	7,415	10,283
20 to 24 years	21,015	15,438	27,221
25 to 29 years	15,570	16,256	20,416
30 to 34 years	11,829	19,022	12,868
35 to 39 years	9,792	10,776	10,694
40 to 44 years	6,863	9,891	7,057
45 to 49 years	4,900	5,590	5,242
50 to 54 years	3,792	6,346	5,066
55 to 59 years	2,658	3,909	3,193
60 to 64 years	2,158	5,269	1,987
65 to 69 years	1,839	1,605	1,794
70 to 74 years	1,490	2,014	1,161
75 to 79 years	1,212	2,686	928
80 to 84 years	843	406	1,245
85 years and over	710	1,542	1,021

Year

Ventura County, California Inflow Migration by Age 1995-2000, 2004-2005



	1995-2000 Annual Average	2004	2005
5 to 9 years	2,575	1,680	4,239
10 to 14 years	1,953	1,385	3,766
15 to 19 years	1,964	965	3,192
20 to 24 years	2,573	8,137	5,653
25 to 29 years	2,955	4,814	5,243
30 to 34 years	3,123	3,481	3,439
35 to 39 years	3,229	4,517	3,085
40 to 44 years	2,432	671	2,601
45 to 49 years	1,589	1,201	2,102
50 to 54 years	1,267	1,984	1,120
55 to 59 years	924	402	1,359
60 to 64 years	660	791	582
65 to 69 years	537	953	634
70 to 74 years	434	687	544
75 to 79 years	360	612	389
80 to 84 years	262	674	56
85 years and over	343	163	349

Year

FIPS	AGE	INFLOW2004	INFLOWINTL2004	INFLOW2005	INFLOWINTL2005	TOTALINFLOW1995_2000	AVGTOTALINFLOW1995_2000	TOTALINFLOW2004	TOTALINFLOW2005
FIPS	AGE	INFLOW2004	INFLOWINTL2004	INFLOW2005	INFLOWINTL2005	TOTALINFLOW1995_2000	1995-2000 Annual Average	2004	2005
06029	5 to 9 years	6,109	699	5,375	581	10,088	2,018	6,808	5,956
06029	10 to 14 years	2,039	986	4,128	448	8,334	1,667	3,025	4,576
06029	15 to 19 years	2,362	0	3,561	409	8,069	1,614	2,362	3,970
06029	20 to 24 years	5,007	275	3,551	741	13,454	2,691	5,282	4,292
06029	25 to 29 years	4,220	0	4,865	1,751	13,809	2,762	4,220	6,616
06029	30 to 34 years	2,264	1,296	3,562	563	12,837	2,567	3,560	4,125
06029	35 to 39 years	2,911	230	3,491	632	11,525	2,305	3,141	4,123
06029	40 to 44 years	2,665	473	2,654	319	8,600	1,720	3,138	2,973
06029	45 to 49 years	1,656	0	2,103	182	6,067	1,213	1,656	2,285
06029	50 to 54 years	435	0	1,360	184	4,182	836	435	1,544
06029	55 to 59 years	722	808	595	377	3,157	631	1,530	972
06029	60 to 64 years	631	0	526	248	2,578	516	631	774
06029	65 to 69 years	167	0	263	572	1,816	363	167	835
06029	70 to 74 years	530	0	912	0	1,540	308	530	912
06029	75 to 79 years	0	0	544	0	872	174	0	544
06029	80 to 84 years	403	0	0	0	595	119	403	0
06029	85 years and over	847	0	102	0	796	159	847	102
06037	5 to 9 years	11,276	3,502	9,096	5,240	71,744	14,349	14,778	14,336
06037	10 to 14 years	6,465	4,467	7,133	5,461	60,529	12,106	10,932	12,594
06037	15 to 19 years	9,545	10,461	11,581	10,750	96,842	19,368	20,006	22,331
06037	20 to 24 years	42,251	7,878	40,592	15,663	175,670	35,134	50,129	56,255
06037	25 to 29 years	37,048	11,340	30,158	11,343	188,190	37,638	48,388	41,501
06037	30 to 34 years	28,527	10,425	18,522	11,185	134,001	26,800	38,952	29,707
06037	35 to 39 years	20,657	4,835	14,778	7,230	98,493	19,699	25,492	22,008
06037	40 to 44 years	9,523	7,809	11,953	4,557	71,717	14,343	17,332	16,510
06037	45 to 49 years	9,343	2,656	10,283	4,911	51,664	10,333	11,999	15,194
06037	50 to 54 years	9,521	3,703	10,190	3,624	37,496	7,499	13,224	13,814
06037	55 to 59 years	5,507	2,517	4,533	2,682	25,356	5,071	8,024	7,215
06037	60 to 64 years	1,178	3,870	4,311	2,267	19,665	3,933	5,048	6,578
06037	65 to 69 years	3,624	3,659	2,037	1,712	15,887	3,177	7,283	3,749
06037	70 to 74 years	1,765	879	877	1,523	12,131	2,426	2,644	2,400
06037	75 to 79 years	3,009	1,581	1,232	1,679	9,938	1,988	4,590	2,911
06037	80 to 84 years	1,656	452	570	481	7,040	1,408	2,108	1,051
06037	85 years and over	831	994	1,357	498	7,190	1,438	1,825	1,855
06059	5 to 9 years	4,782	1,019	6,914	1,267	38,017	7,603	5,801	8,181
06059	10 to 14 years	6,272	436	3,599	607	30,478	6,096	6,708	4,206
06059	15 to 19 years	7,286	0	5,689	2,088	37,568	7,514	7,286	7,777
06059	20 to 24 years	20,379	3,735	19,534	2,135	59,844	11,969	24,114	21,669
06059	25 to 29 years	14,181	2,138	16,849	3,521	69,744	13,949	16,319	20,370
06059	30 to 34 years	11,032	1,956	12,103	2,724	59,684	11,937	12,988	14,827
06059	35 to 39 years	7,551	2,961	9,475	2,114	51,158	10,232	10,512	11,589
06059	40 to 44 years	8,106	423	5,565	729	39,058	7,812	8,529	6,294
06059	45 to 49 years	5,431	229	4,044	1,101	27,313	5,463	5,660	5,145
06059	50 to 54 years	2,082	196	3,951	666	19,993	3,999	2,278	4,617
06059	55 to 59 years	1,992	0	3,654	604	14,354	2,871	1,992	4,258
06059	60 to 64 years	3,862	713	3,164	695	10,702	2,140	4,575	3,859

06059	65 to 69 years	1,719	475	2,792	414	8,364	1,673	2,194	3,206
06059	70 to 74 years	1,780	229	1,567	54	7,591	1,518	2,009	1,621
06059	75 to 79 years	690	161	1,362	53	7,037	1,407	851	1,415
06059	80 to 84 years	1,091	0	1,352	113	5,227	1,045	1,091	1,465
06059	85 years and over	402	172	1,243	240	5,773	1,155	574	1,483
06065	5 to 9 years	15,330	0	11,097	999	34,885	6,977	15,330	12,096
06065	10 to 14 years	10,755	355	9,059	405	28,366	5,673	11,110	9,464
06065	15 to 19 years	11,130	987	7,911	1,013	25,939	5,188	12,117	8,924
06065	20 to 24 years	19,606	1,204	16,062	2,066	30,030	6,006	20,810	18,128
06065	25 to 29 years	16,192	0	25,100	2,785	34,684	6,937	16,192	27,885
06065	30 to 34 years	20,514	908	15,382	1,197	36,349	7,270	21,422	16,579
06065	35 to 39 years	9,732	2,749	12,313	796	32,926	6,585	12,481	13,109
06065	40 to 44 years	12,388	192	8,223	1,026	26,381	5,276	12,580	9,249
06065	45 to 49 years	3,355	475	5,309	716	19,058	3,812	3,830	6,025
06065	50 to 54 years	3,993	0	5,110	449	16,268	3,254	3,993	5,559
06065	55 to 59 years	3,515	439	6,200	223	13,432	2,686	3,954	6,423
06065	60 to 64 years	3,659	0	4,876	218	14,303	2,861	3,659	5,094
06065	65 to 69 years	2,894	175	3,260	206	12,820	2,564	3,069	3,466
06065	70 to 74 years	2,192	487	1,874	535	10,335	2,067	2,679	2,409
06065	75 to 79 years	2,749	449	2,539	176	6,726	1,345	3,198	2,715
06065	80 to 84 years	1,364	0	804	302	3,741	748	1,364	1,106
06065	85 years and over	757	0	1,351	0	3,104	621	757	1,351
06071	5 to 9 years	9,621	1,624	11,544	370	38,073	7,615	11,245	11,914
06071	10 to 14 years	7,570	1,614	8,994	149	29,817	5,963	9,184	9,143
06071	15 to 19 years	7,341	1,876	9,079	1,017	27,497	5,499	9,217	10,096
06071	20 to 24 years	18,074	3,363	14,254	1,506	42,077	8,415	21,437	15,760
06071	25 to 29 years	17,077	5,251	14,785	1,111	41,374	8,275	22,328	15,896
06071	30 to 34 years	12,832	181	12,804	1,066	37,383	7,477	13,013	13,870
06071	35 to 39 years	9,952	1,377	8,165	533	34,263	6,853	11,329	8,698
06071	40 to 44 years	7,450	321	5,667	103	25,554	5,111	7,771	5,770
06071	45 to 49 years	2,637	888	5,823	546	17,849	3,570	3,525	6,369
06071	50 to 54 years	2,616	0	3,996	183	13,083	2,617	2,616	4,179
06071	55 to 59 years	2,065	845	3,063	212	9,686	1,937	2,910	3,275
06071	60 to 64 years	4,569	378	3,042	0	7,752	1,550	4,947	3,042
06071	65 to 69 years	1,755	0	1,633	339	6,389	1,278	1,755	1,972
06071	70 to 74 years	574	0	1,092	105	4,643	929	574	1,197
06071	75 to 79 years	219	0	900	388	3,466	693	219	1,288
06071	80 to 84 years	212	0	619	0	2,548	510	212	619
06071	85 years and over	1,039	659	614	0	2,329	466	1,698	614
06073	5 to 9 years	6,132	3,107	8,324	2,277	36,054	7,211	9,239	10,601
06073	10 to 14 years	5,826	843	5,057	2,956	28,881	5,776	6,669	8,013
06073	15 to 19 years	6,453	962	7,969	2,314	44,846	8,969	7,415	10,283
06073	20 to 24 years	12,110	3,328	21,606	5,615	105,075	21,015	15,438	27,221
06073	25 to 29 years	10,035	6,221	15,051	5,365	77,852	15,570	16,256	20,416
06073	30 to 34 years	17,093	1,929	10,210	2,658	59,144	11,829	19,022	12,868
06073	35 to 39 years	7,739	3,037	8,455	2,239	48,958	9,792	10,776	10,694
06073	40 to 44 years	8,935	956	6,337	720	34,313	6,863	9,891	7,057
06073	45 to 49 years	5,202	388	4,099	1,143	24,501	4,900	5,590	5,242

06073	50 to 54 years	3,896	2,450	4,218	848	18,961	3,792	6,346	5,066
06073	55 to 59 years	3,269	640	2,615	578	13,292	2,658	3,909	3,193
06073	60 to 64 years	3,405	1,864	1,732	255	10,790	2,158	5,269	1,987
06073	65 to 69 years	1,126	479	1,471	323	9,197	1,839	1,605	1,794
06073	70 to 74 years	2,014	0	934	227	7,451	1,490	2,014	1,161
06073	75 to 79 years	2,216	470	834	94	6,060	1,212	2,686	928
06073	80 to 84 years	406	0	1,196	49	4,216	843	406	1,245
06073	85 years and over	1,391	151	757	264	3,549	710	1,542	1,021
06111	5 to 9 years	686	994	3,311	928	12,875	2,575	1,680	4,239
06111	10 to 14 years	1,385	0	3,278	488	9,765	1,953	1,385	3,766
06111	15 to 19 years	556	409	2,965	227	9,819	1,964	965	3,192
06111	20 to 24 years	6,326	1,811	5,000	653	12,866	2,573	8,137	5,653
06111	25 to 29 years	4,113	701	4,039	1,204	14,773	2,955	4,814	5,243
06111	30 to 34 years	2,475	1,006	3,031	408	15,613	3,123	3,481	3,439
06111	35 to 39 years	3,944	573	2,499	586	16,144	3,229	4,517	3,085
06111	40 to 44 years	428	243	2,249	352	12,158	2,432	671	2,601
06111	45 to 49 years	824	377	1,930	172	7,943	1,589	1,201	2,102
06111	50 to 54 years	1,840	144	1,014	106	6,335	1,267	1,984	1,120
06111	55 to 59 years	402	0	1,219	140	4,620	924	402	1,359
06111	60 to 64 years	791	0	582	0	3,301	660	791	582
06111	65 to 69 years	953	0	588	46	2,686	537	953	634
06111	70 to 74 years	375	312	472	72	2,169	434	687	544
06111	75 to 79 years	612	0	389	0	1,799	360	612	389
06111	80 to 84 years	674	0	56	0	1,308	262	674	56
06111	85 years and over	0	163	295	54	1,717	343	163	349

Census 2000 Migration DVD - Population 5 years and over
American Community Survey 2004, 2005 - Population 5 years and over