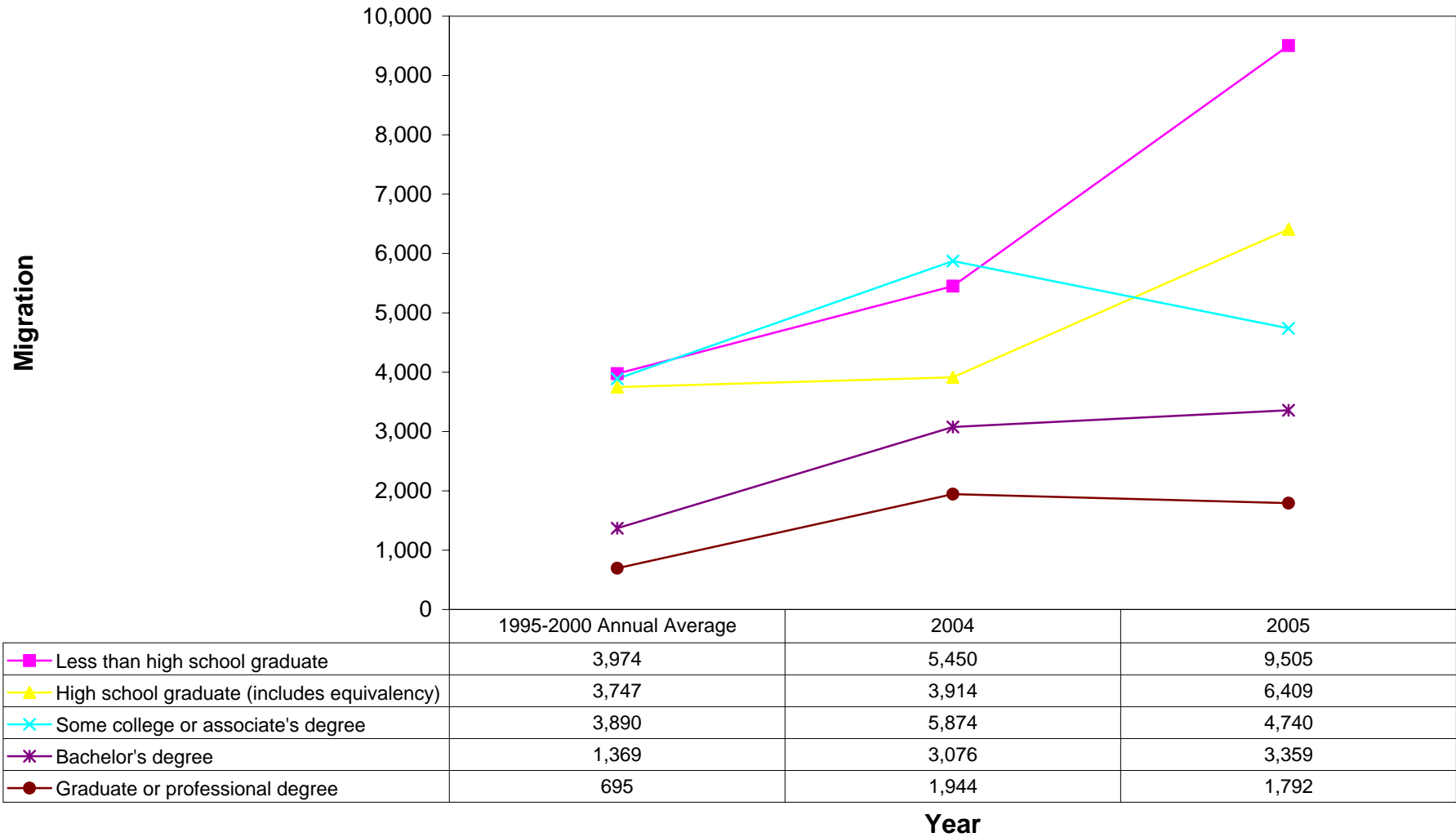
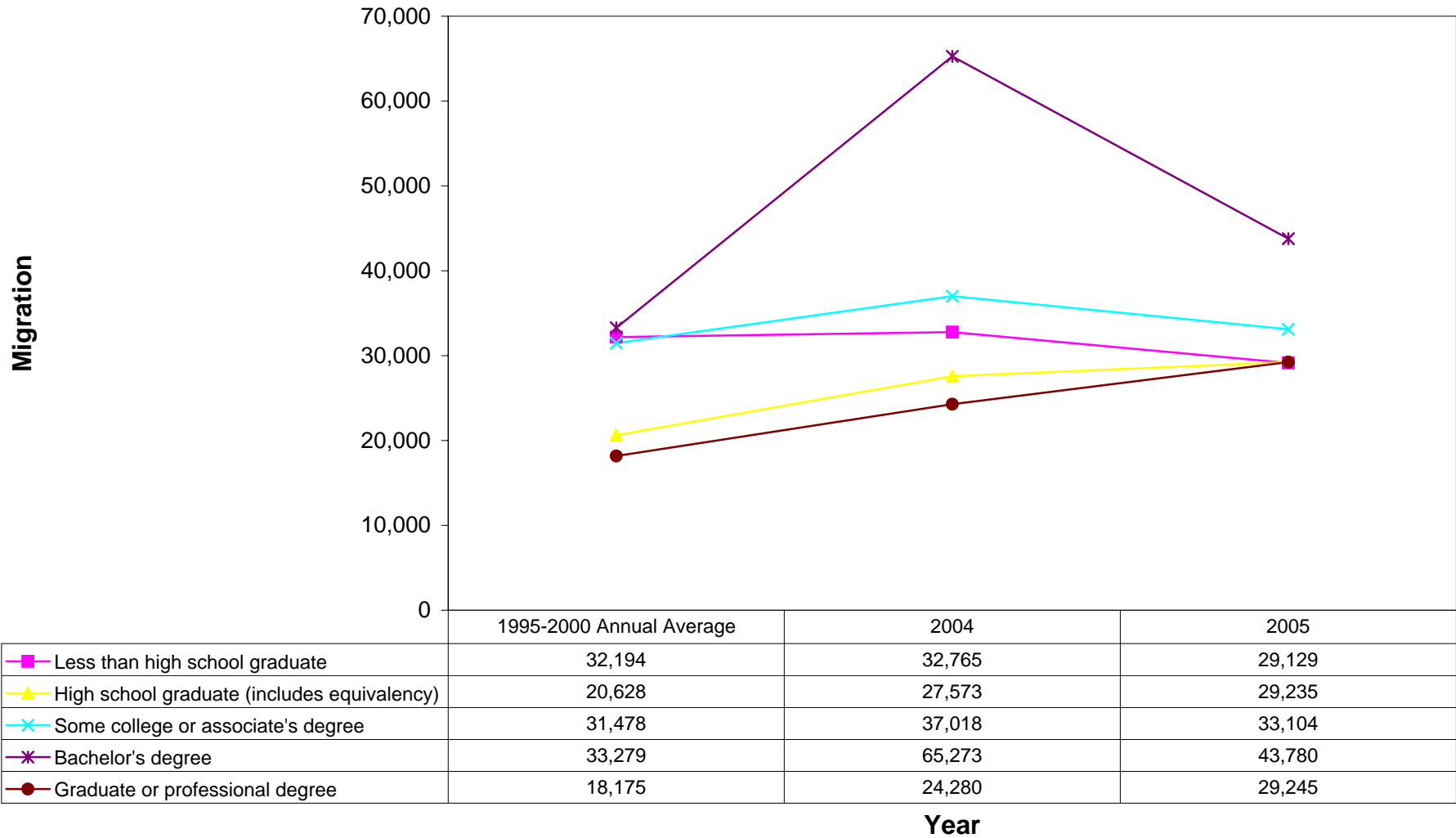


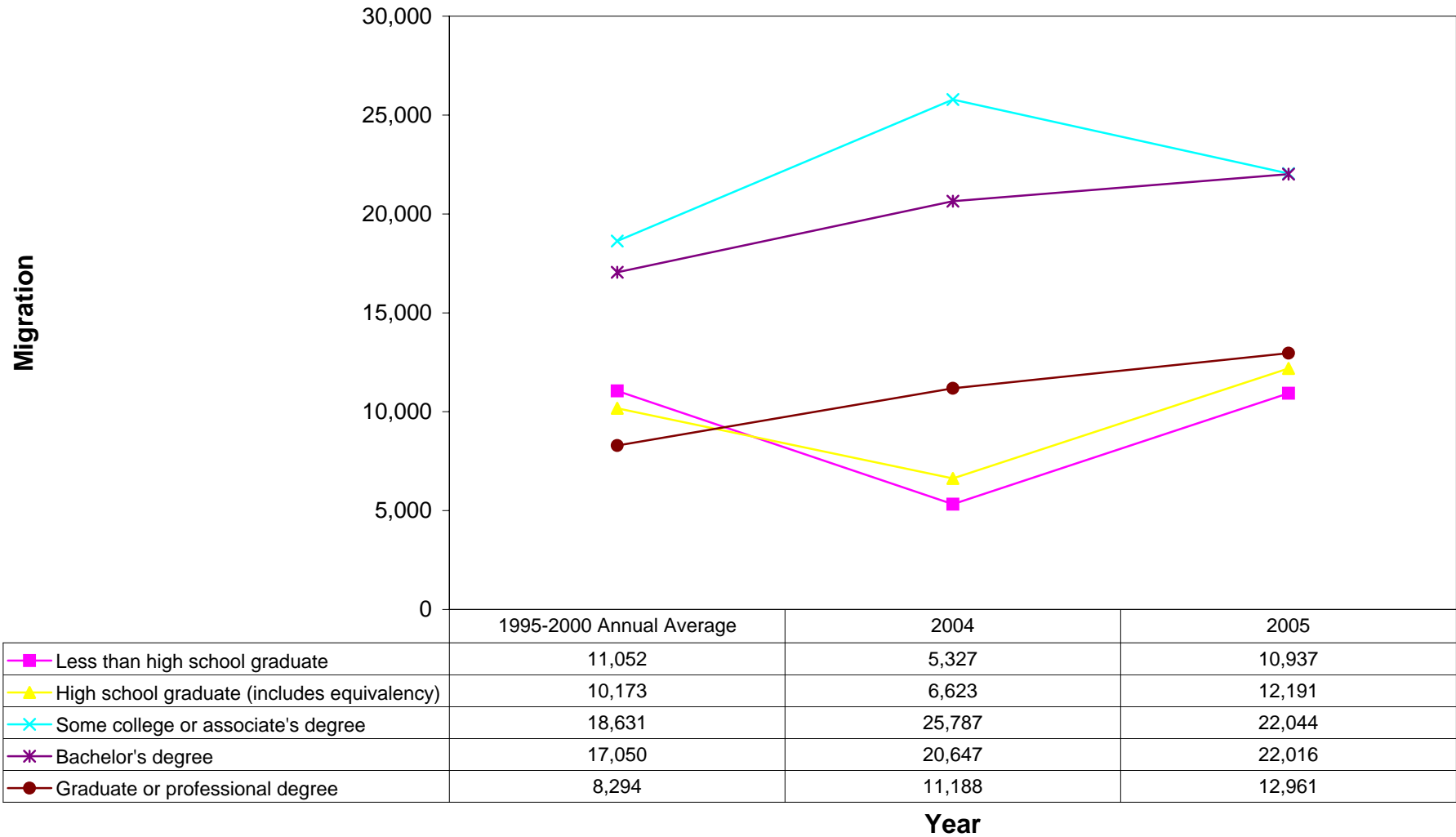
Kern County, California Inflow Migration by Educational Attainment 1995-2000, 2004-2005



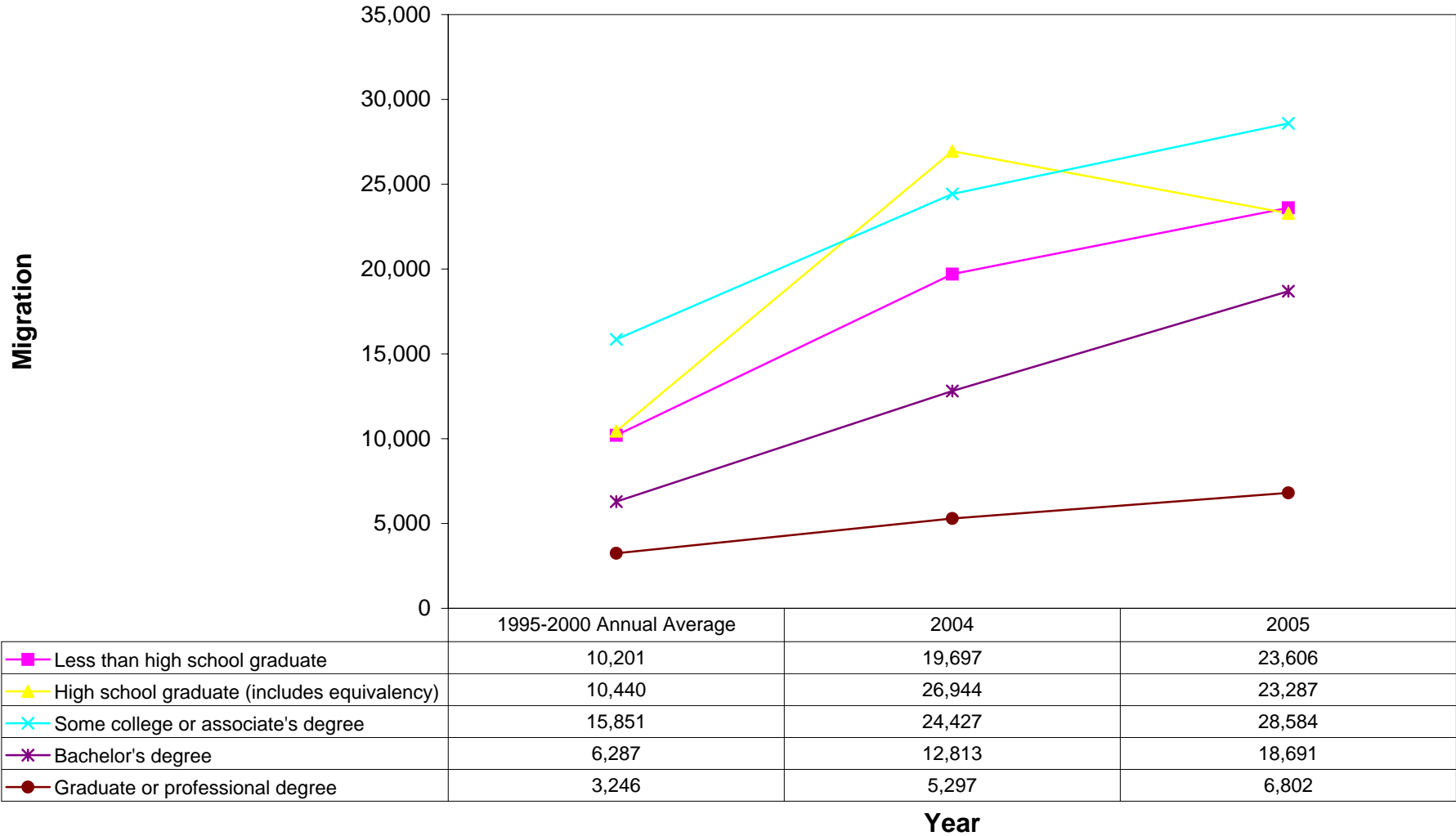
Los Angeles County, California Inflow Migration by Educational Attainment 1995-2000, 2004-2005



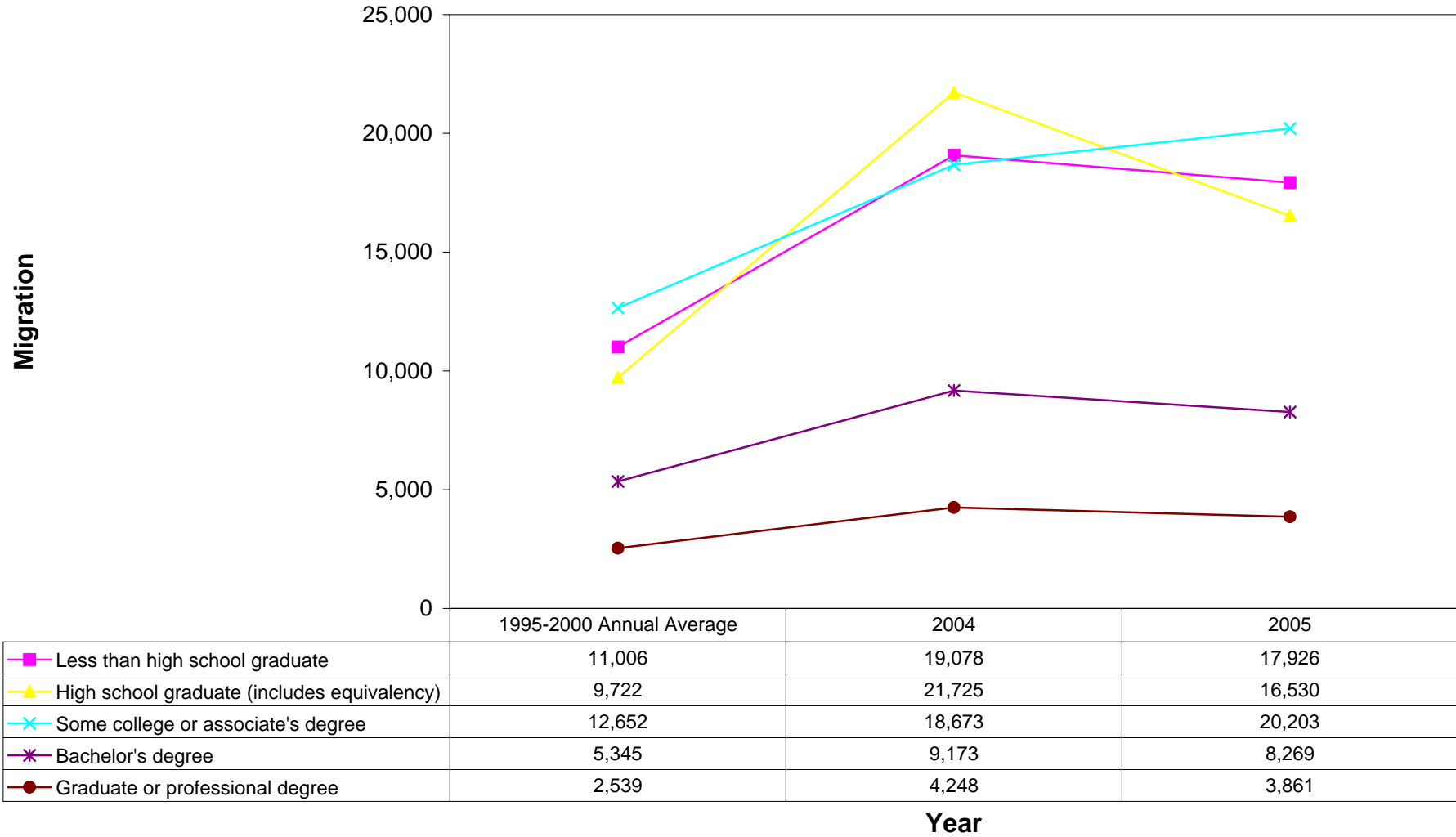
Orange County, California Inflow Migration by Educational Attainment 1995-2000, 2004-2005



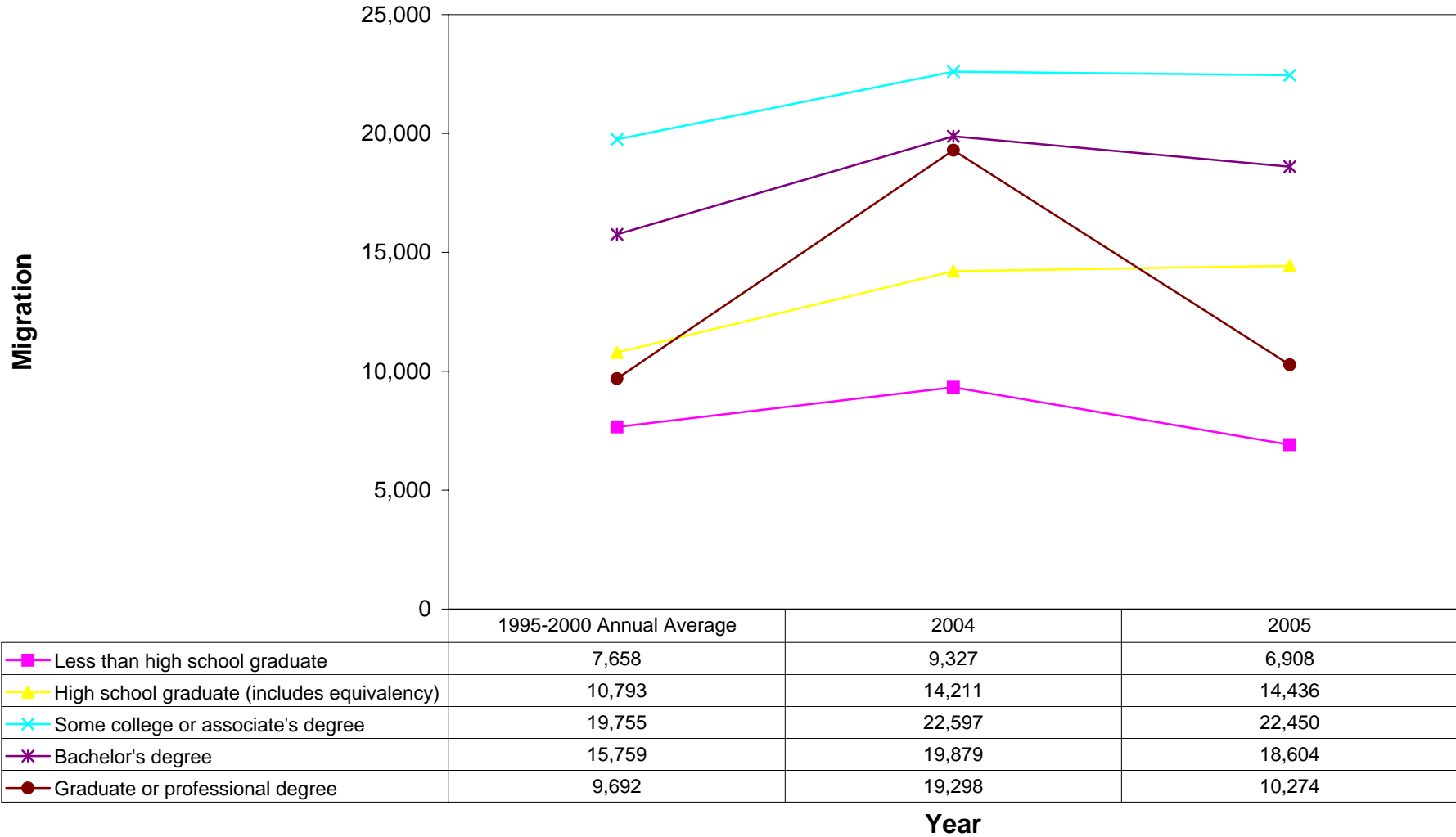
Riverside County, California Inflow Migration by Educational Attainment 1995-2000, 2004-2005



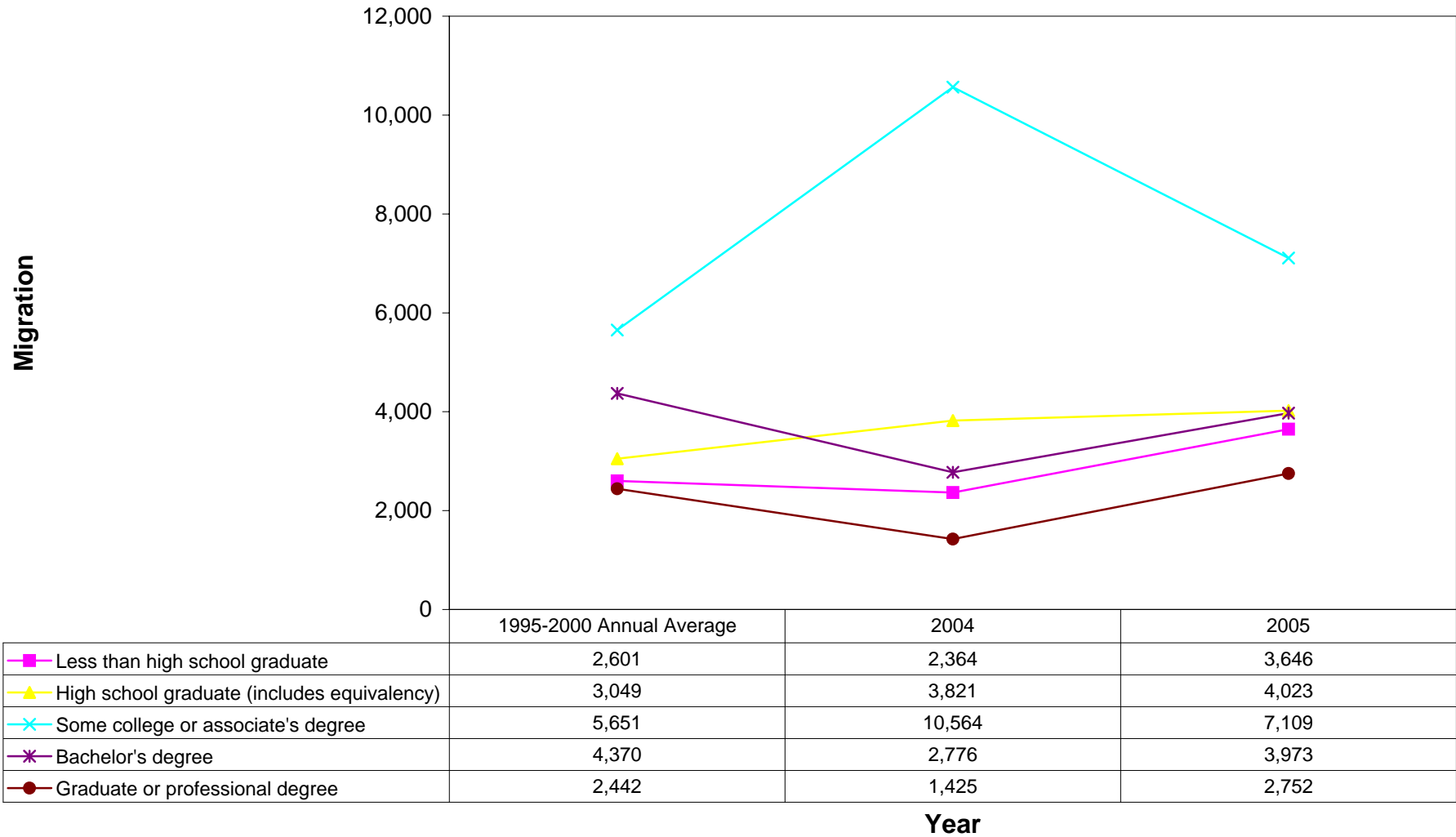
San Bernardino County, California Inflow Migration by Educational Attainment 1995-2000, 2004-2005



San Diego County, California Inflow Migration by Educational Attainment 1995-2000, 2004-2005



Ventura County, California Inflow Migration by Educational Attainment 1995-2000, 2004-2005



FIPS	EDUCATIONAL ATTAINMENT	INFLOW2004	INFLOWINTL2004	INFLOW2005	INFLOWINTL2005	TOTALINFLOW1995_2000	AVGTOTALINFLOW1995_2000	TOTALINFLOW2004	TOTALINFLOW2005
FIPS	EDUCATIONAL ATTAINMENT	INFLOW2004	INFLOWINTL2004	INFLOW2005	INFLOWINTL2005	TOTALINFLOW1995_2000	1995-2000 Annual Average	2004	2005
06029	Less than high school graduate	3,546	1,904	6,523	2,982	19,869	3,974	5,450	9,505
06029	High school graduate (includes equivalency)	3,741	173	6,170	239	18,735	3,747	3,914	6,409
06029	Some college or associate's degree	5,637	237	4,053	687	19,449	3,890	5,874	4,740
06029	Bachelor's degree	3,076	0	2,571	788	6,845	1,369	3,076	3,359
06029	Graduate or professional degree	1,451	493	1,660	132	3,476	695	1,944	1,792
06037	Less than high school graduate	13,675	19,090	13,382	15,747	160,968	32,194	32,765	29,129
06037	High school graduate (includes equivalency)	18,442	9,131	18,949	10,286	103,142	20,628	27,573	29,235
06037	Some college or associate's degree	29,134	7,884	23,421	9,683	157,388	31,478	37,018	33,104
06037	Bachelor's degree	51,850	13,423	32,795	10,985	166,394	33,279	65,273	43,780
06037	Graduate or professional degree	19,088	5,192	22,254	6,991	90,876	18,175	24,280	29,245
06059	Less than high school graduate	4,180	1,147	6,565	4,372	55,258	11,052	5,327	10,937
06059	High school graduate (includes equivalency)	5,048	1,575	10,826	1,365	50,867	10,173	6,623	12,191
06059	Some college or associate's degree	21,735	4,052	19,656	2,388	93,155	18,631	25,787	22,044
06059	Bachelor's degree	18,356	2,291	19,169	2,847	85,248	17,050	20,647	22,016
06059	Graduate or professional degree	10,600	588	10,905	2,056	41,470	8,294	11,188	12,961
06065	Less than high school graduate	18,049	1,648	20,753	2,853	51,004	10,201	19,697	23,606
06065	High school graduate (includes equivalency)	25,889	1,055	21,443	1,844	52,201	10,440	26,944	23,287
06065	Some college or associate's degree	22,513	1,914	26,620	1,964	79,255	15,851	24,427	28,584
06065	Bachelor's degree	11,556	1,257	17,298	1,393	31,435	6,287	12,813	18,691
06065	Graduate or professional degree	5,297	0	6,227	575	16,232	3,246	5,297	6,802
06071	Less than high school graduate	15,044	4,034	16,603	1,323	55,031	11,006	19,078	17,926
06071	High school graduate (includes equivalency)	18,653	3,072	15,334	1,196	48,611	9,722	21,725	16,530
06071	Some college or associate's degree	16,571	2,102	19,348	855	63,259	12,652	18,673	20,203
06071	Bachelor's degree	8,481	692	7,227	1,042	26,724	5,345	9,173	8,269
06071	Graduate or professional degree	4,248	0	3,691	170	12,694	2,539	4,248	3,861
06073	Less than high school graduate	2,791	6,536	4,058	2,850	38,290	7,658	9,327	6,908
06073	High school graduate (includes equivalency)	13,103	1,108	9,602	4,834	53,963	10,793	14,211	14,436
06073	Some college or associate's degree	19,371	3,226	20,209	2,241	98,776	19,755	22,597	22,450
06073	Bachelor's degree	15,320	4,559	15,080	3,524	78,795	15,759	19,879	18,604
06073	Graduate or professional degree	16,142	3,156	8,960	1,314	48,460	9,692	19,298	10,274
06111	Less than high school graduate	1,639	725	2,487	1,159	13,004	2,601	2,364	3,646
06111	High school graduate (includes equivalency)	3,313	508	3,652	371	15,245	3,049	3,821	4,023
06111	Some college or associate's degree	8,590	1,974	6,815	294	28,256	5,651	10,564	7,109
06111	Bachelor's degree	2,635	141	2,722	1,251	21,850	4,370	2,776	3,973
06111	Graduate or professional degree	1,254	171	2,687	65	12,211	2,442	1,425	2,752

Census 2000 Migration DVD - Population 25 years and over
American Community Survey 2004, 2005 - Population 25 years and over