

LEGEND

SEDIMENTARY

- Cw Walden sandstone (contains the Sewanee coal bed)
- Ci Lookout sandstone (contains two or more coal beds, locally workable)
- Cb Bangor limestone
- Cp Fort Payne chert

DEVONIAN

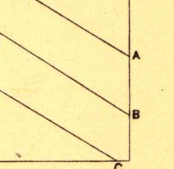
- Dc Chattanooga black shale

SILURIAN

- Sr Rockwood formation (contains one or more beds of red fossiliferous ore, generally workable)
- Sc Chickamauga limestone
- Sk Knox dolomite

Faults

Sections

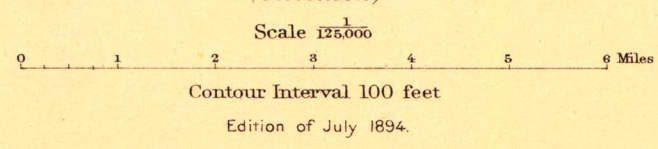
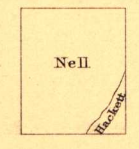


Mines and Quarries

Known productive formations

- Area of Sewanee coal bed
- Area of Battle creek and other sub-conglomerate coal beds
- Red fossil iron ore

Henry Gannett, Chief Topographer
Gilbert Thompson, Chief Geographer in charge
Control Line and Topography by L. Nell and M. Hackett.
Surveyed in 1886 and 1890-93-94.



Chas. D. Walcott, Geologist in charge
Geology by C. Willard Hayes
Assisted by Cyrus C. Babb
Surveyed in 1893.