

ROCK TYPES

- Sandstone
- Siltstone
- Claystone or clayshale
- Silty claystone or silty clayshale
- Med. supported carbonate
- Limestone
- Conglomeratic lenses
- Lateral accretion units in sandstone
- Algal stromatolites
- Partially covered
- Covered

BEDDING CHARACTERISTICS

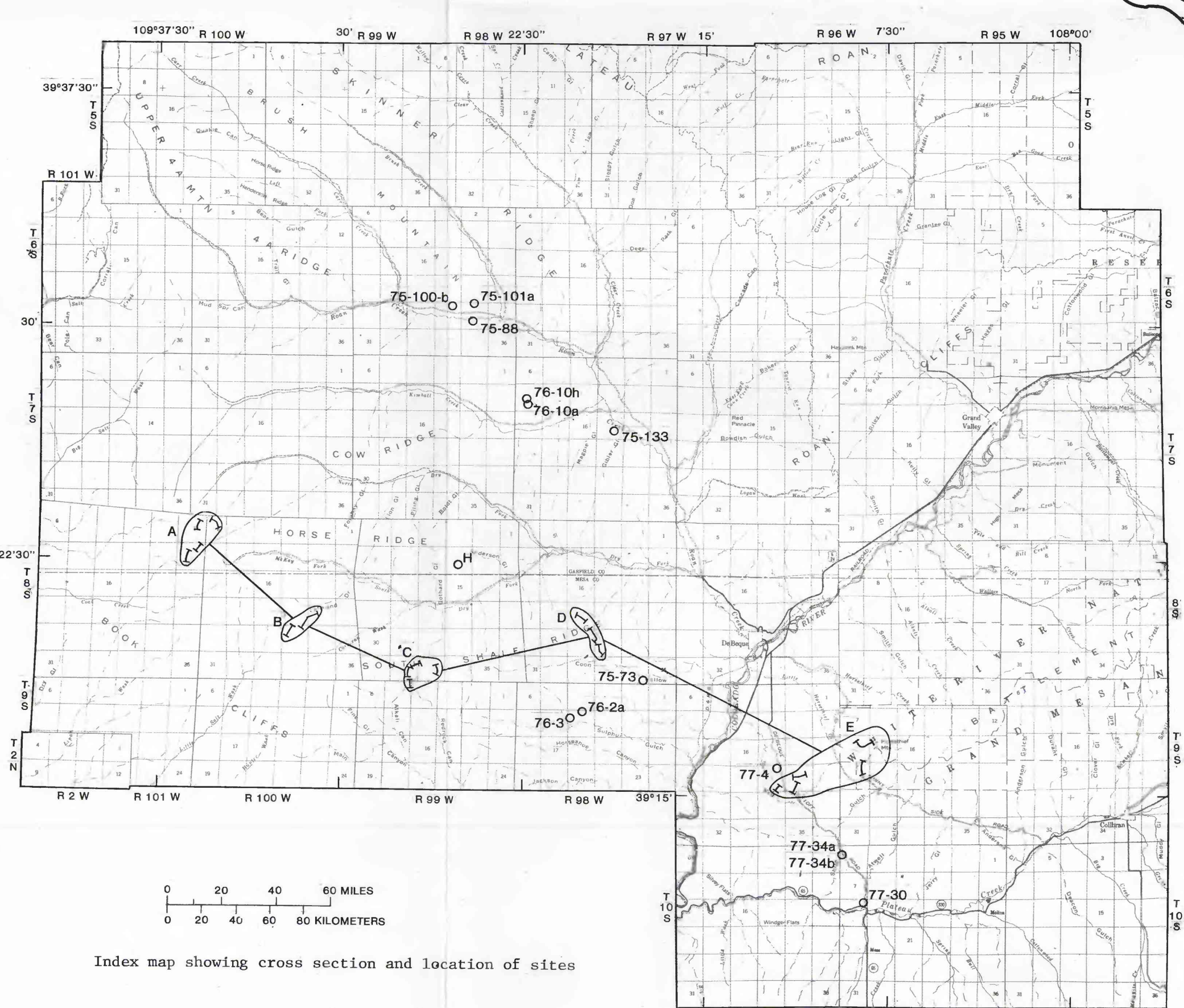
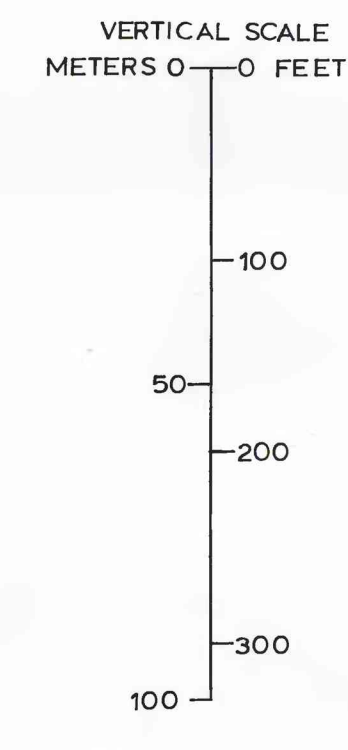
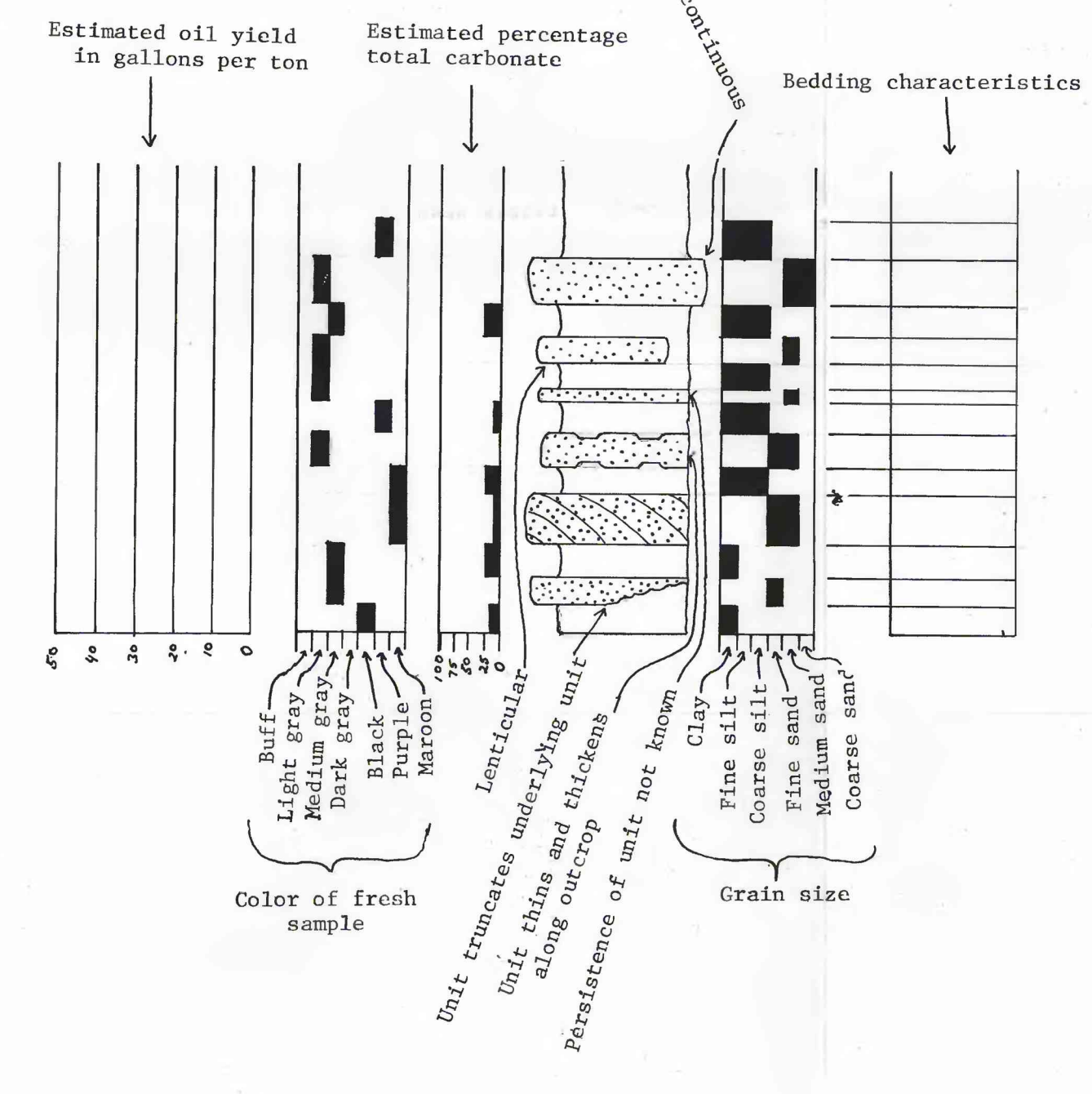
- Massive
- Poorly developed parallel laminae
- Well-developed parallel laminae
- Ripple beds, nonspecific
- Climbing ripples
- Truncating sets of ripple beds
- Cross strata, 30 cm or less
- Cross strata, 3 - 1 m
- Cross strata, 1 - 3 m
- Conorted bedding
- Bedding features shown as cyclic
- Breccia
- Veinlets
- Crystal cavities
- Ostracods
- Oolites
- Doolites
- Root cast

ABBREVIATIONS FOR ALGAL STROMATOLITE STRUCTURES

- LLK Laterally linked hemispheroids
- LWC Close linked hemispheroids
- LWS Space linked hemispheroids
- SLW Vertically stacked hemispheroids
- LLK/LWC Space linked hemispheroids with close linked hemispheroids on a microscale
- SLW/LWC Vertically stacked hemispheroids grading up into close linked hemispheroids

OTHER ABBREVIATIONS

- St Stoturbation
- Ca Calcareous
- Gp Gypsum
- Ch Chert
- T Feature is at top of unit
- Factes boundary
- Stratigraphic marker
- Unconformity



PRELIMINARY STRATIGRAPHIC STUDIES OF THE UPPER PART OF THE MESAVERDE GROUP, THE WASATCH FORMATION, AND THE LOWER PART OF THE GREEN RIVER FORMATION, DeBEQUE AREA, COLORADO, INCLUDING ENVIRONMENTS OF DEPOSITION AND INVESTIGATIONS OF PALYNOFORM ASSEMBLAGES

By
Ronald C. Johnson and Fred May
1978