

R290
No. 466
1939

R.2W.

R.1W.

R.1E.

R.2E.

R.3E.

R.4E.

R.5E.

R.6E.


R.7 1/2 E.

R.7E.

R.8E.

R.9E.

PLATE 20
NO. 466
JAN 13 1939
LIBRARY



T.33 S.

PLEASE REPLACE IN POCKET
IN BACK OF BOUND VOLUME

T.34 S.

T.35 S.

T.36 S.

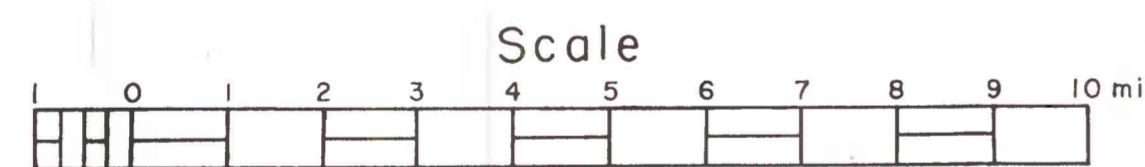
T.37 S.

T.38 S.


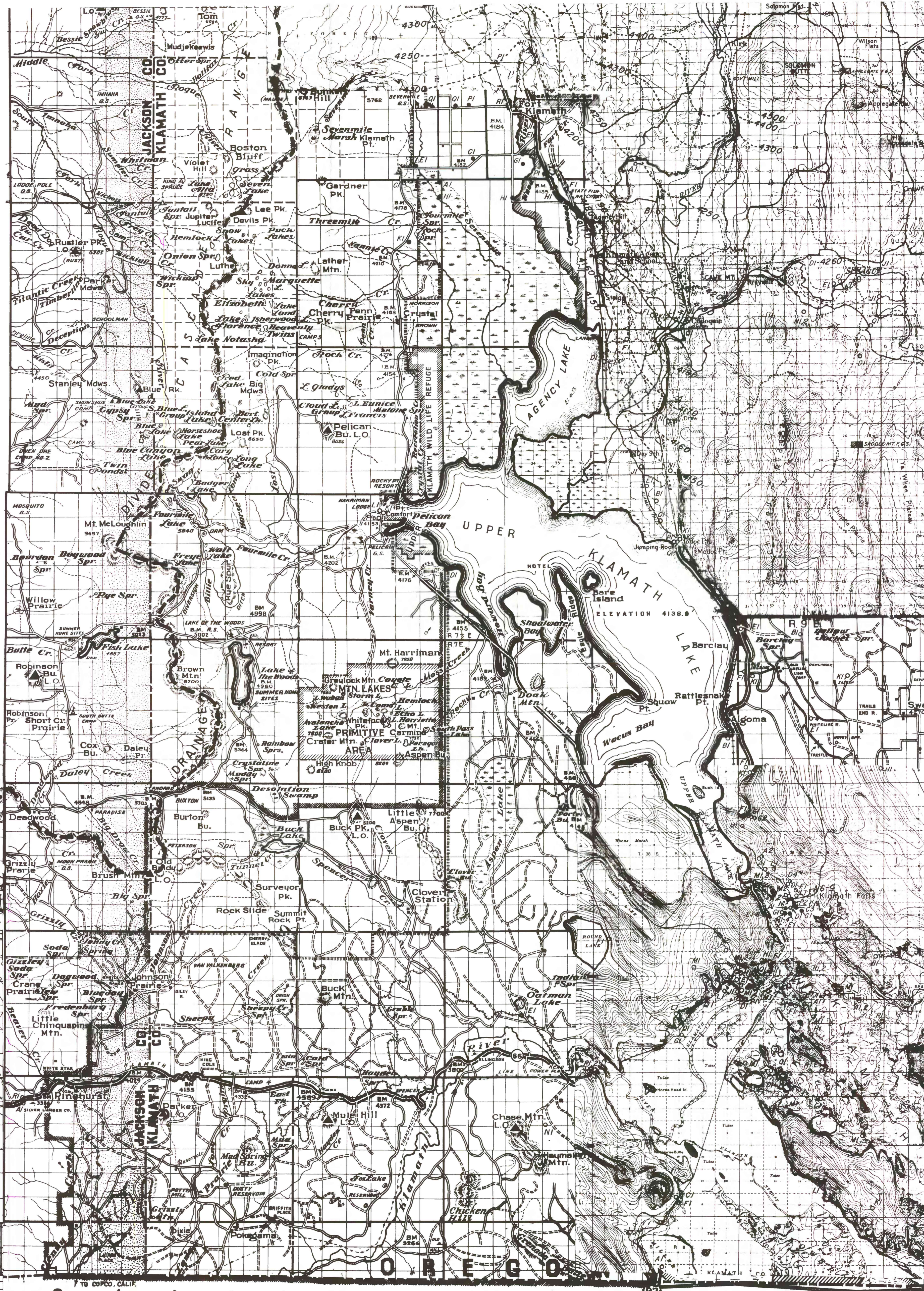
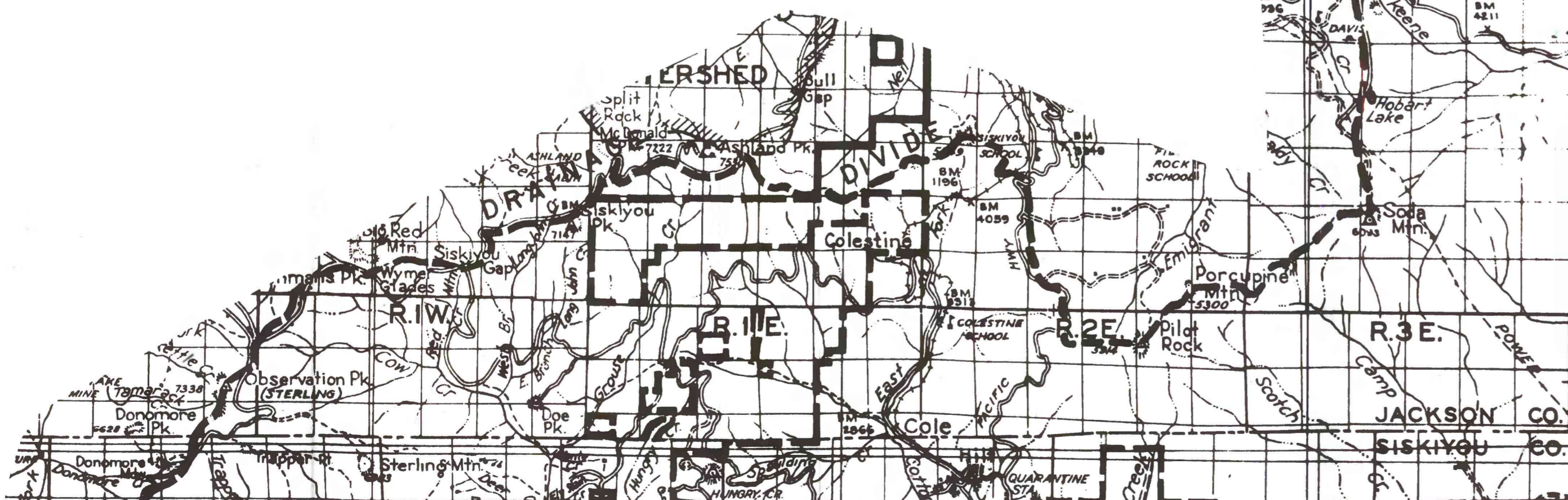
T.39 S.

T.40 S.

T.41 S.



(See plate 2A for explanation of map symbols
and plate 2B for index map)



T.33 S.

T.34 S.

T.35 S.

T.36 S.

T.37 S.

T.38 S.

T.39 S.

T.40 S.

T.41 S.

C A L I F O R N I A

R.2W.

R.1W.

R.1E.

R.2E.

R.3E.

R.4E.

R.5E.

R.6E.

R.7E.

R.8E.

R.9E.