UNITED STATES
DEPARTMENT OF THE INTERIOR
GEOLOGICAL SURVEY

# ANALYSES OF WATER AND DREDGED MATERIAL FROM SELECTED SOUTHERN LOUISIANA WATERWAYS AND SELECTED AREAS IN THE GULF OF MEXICO, 1976-78

By Geraldine R. Stallworth and Helen F. Jordan

---

Open-File Report 80-694

Prepared in cooperation with the

U.S. Army Corps of Engineers

Baton Rouge, Louisiana

June 1980

## CONTENTS


| | Page |
|---|---|
| Glossary | V |
| Factors for converting inch-pound units to International System (SI) of metric units | VII |
| Abstract | 1 |
| Introduction | 1 |
| Materials and methods | 2 |
| Results | 4 |
| Selected references | 6 |
| Hydrologic data | 7 |
| Part A: Dredging data | 7 |
| Part B: Postdredging data | 53 |
| Part C: Ocean-disposal data | 69 |


## ILLUSTRATIONS

[Plates are at back]


Plate 1. Map showing location of dredging, postdredging, and ocean-disposal sites.

2-9. Maps showing location of sampling sites (dredging, postdredging, and ocean disposal):

- 2. Baptiste Collette Bayou.
- 3. Gulf of Mexico at South Pass.
- 4A. Mississippi River at Head of Passes and Southwest Pass and Gulf of Mexico at Southwest Pass.
- 4B. Gulf of Mexico at Southwest Pass.
- 5. Mississippi River at Tiger Pass and Gulf of Mexico at Tiger Pass.
- 6. Bayou Black.
- 7. Intracoastal Waterway (Port Allen to Morgan City).
- 8. Gulf of Mexico at Freshwater Bayou Channel and Freshwater Distribution Channel.
- 9. Calcasieu River at Devils Elbow and Gulf of Mexico at Calcasieu Ship Channel.

TABLES


| | | Page |
|---|---|---|
| Table 1. | Sampling areas, dates sampled, and types and number of samples collected | 5 |
| | (Part A: Dredging data) | |
| 2-5. | Chemical and physical constituents: | |
| | 2. Baptiste Collette Bayou | 8 |
| | 3. Mississippi River at Tiger Pass | 18 |
| | 4. Bayou Black | 21 |
| | 5. Calcasieu River at Devils Elbow and Gulf of Mexico at Calcasieu Ship Channel | 37 |
| | (Part B: Postdredging data) | |
| 6-7. | Chemical and physical constituents: | |
| | 6. Mississippi River at Head of Passes and Southwest Pass and Gulf of Mexico at Southwest Pass | 54 |
| | 7. Intracoastal Waterway (Port Allen to Morgan City) | 66 |
| | (Part C: Ocean-disposal data) | |
| 8-12. | Chemical and physical constituents: | |
| | 8. Gulf of Mexico at South Pass | 70 |
| | 9. Gulf of Mexico at Southwest Pass | 73 |
| | 10. Mississippi River at Tiger Pass and Gulf of Mexico at Tiger Pass | 113 |
| | 11. Gulf of Mexico at Freshwater Bayou Channel and Freshwater Distribution Channel | 116 |
| | 12. Gulf of Mexico at Calcasieu Ship Channel | 122 |

## GLOSSARY

Particle size is the diameter, in millimeters (mm), of bed material.

Particle-size classification used in this report agrees with recommendations made by the American Geophysical Union Subcommittee on Sediment Terminology.

The classification is as follows:

| Classification | Size (mm) |
|---|---|
| Clay---------- | 0.00024-0.004 |
| Silt---------- | .004 - .062 |
| Sand---------- | .062 -2.0 |

Percent finer by weight is the percentage, by weight, of the sample that is of lesser particle size than the indicated value.

Insecticides are substances or a mixture of substances intended to prevent, destroy, or repel insects. The technical names for insecticides determined in this report are:

Aldrin 1,2,3,4,10,10-hexachloro-1,4,4a,5,8,8a-hexahydro-endo,exo-1,4:5,8-dimethanonaphthalene.

Chlordane 1,2,4,5,6,7,8,8-octachloro-3a,4,7,7a-tetrahydro-4,7-methanoindan.

DDD (combination of ortho and para isomers)

o,p'-DDD 1,1-dichloro-2-(o-chlorophenyl)-2-(p-chlorophenyl)-ethane,

p,p'-DDD 1,1-dichloro-2,2-bis(p-chlorophenyl)ethane.

DDE (combination of ortho and para isomers)

o,p'-DDE 1,1-dichloro-2-(o-chlorophenyl)-2-(p-chlorophenyl)-ethylene,

p,p'-DDE 1,1-dichloro-2-bis(p-chlorophenyl)ethylene.

DDT (combination of ortho and para isomers)

o,p'-DDT 1,1,1-trichloro-2-(o-chlorophenyl)-2-(p-chlorophenyl)-ethane,

p,p'-DDT 1,1,1-trichloro-2,2-bis(p-chlorophenyl)ethane.

Diazinon 0,0-diethyl 0-2-isopropyl-4-methyl-6-pyrimidyl thiophosphate.

Dieldrin 1,2,3,4,10,10-hexachloro-6,7-epoxy-1,4,4a,5,6,7,8,8a-octahydro-endo,exo-1,4:5,8-dimethanonaphthalene.

Endosulfan 1,4,5,6,7,7-hexachloro-5-norbornene-2,3-dimethanol cyclic sulfite.

Endrin 1,2,3,4,10,10-hexachloro-6,7-epoxy-1,4,4a,5,6,7,8,8a-octahydro-endo,endo-1,4:5,8-dimethanonaphthalene.

Ethion 0,0,0',0'-tetraethyl S,S'methylenediphosphorodithioate.

Heptachlor 1,4,5,6,7,8,8-heptachloro-3a,4,7,7a-tetrahydro-4,7-methanoindene.

Heptachlor epoxide 1,4,5,6,7,8,8,-heptachloro-2,3-epoxy-3a,4,7,7a-tetrahydro-4,7-methanoindan.

Lindane 1,2,3,4,5,6-hexachlorocyclohexane, 99 percent or more of gamma-isomer.

Malathion S-(1,2-dicarbethoxyethyl) 0,0-dimethyldithiophosphate.

Methyl parathion 0,0-dimethyl 0-p-nitrophenyl phosphorothioate.

Methyl trithion phosphorodithioic acid S-[[(4-chlorophenyl)thio]-methyl] 0,0-dimethyl ester.

Methoxychlor 1,1,1-trichloro-2,2-bis(p-methoxyphenyl)ethane.

Mirex 1,1a,2,2,3,3a,4,5,5,5a,5b,6-dodecachlorooctahydro-1,3,4-metheno-1H-cyclobuta[cd]pentalene.

Parathion 0,0-diethyl 0-p-nitrophenyl phosphorothioate.

Perthane 1,1'-(2,2-dichloroethylidene)bis[4-ethylbenzene].

Toxaphene chlorinated camphene containing 67-69 percent chlorine by weight.

Trithion phosphorodithioic acid S-[[(4-chlorophenyl)thio]methyl] 0,0-diethyl ester.

Herbicides are substances or a mixture of substances intended to control or destroy any vegetation. The technical names for herbicides determined in this report are:

2,4-D (2,4-dichlorophenoxy)acetic acid.
2,4,5-T (2,4,5-trichlorophenoxy)acetic acid.
Silvex 2-(2,4,5-trichlorophenoxy)propionic acid.

Polychlorinated biphenyls (PCB's) are industrial chemicals that are mixtures of chlorinated biphenyl compounds having various percentages of chlorine. They are similar in structure to organochlorine insecticides.

Polychlorinated napthalenes (PCN's) are industrial chemicals that are mixtures of chlorinated napthalene compounds having various percentages of chlorine.

## FACTORS FOR CONVERTING INCH-POUND UNITS TO INTERNATIONAL SYSTEM (SI) OF METRIC UNITS

The following factors may be used to convert inch-pound units published herein to the International System of metric units:

| Multiply inch-pound units | By | To obtain metric units |
|---|---|---|
| foot (ft) | 0.3048 | meter (m) |
| inch (in.) | 25.40 | millimeter (mm) |
| mile (mi) | 1.609 | kilometer (km) |
| yard (yd) | 0.9144 | meter (m) |

# ANALYSES OF WATER AND DREDGED MATERIAL FROM SELECTED SOUTHERN LOUISIANA WATERWAYS AND SELECTED AREAS IN THE GULF OF MEXICO, 1976-78

By Geraldine R. Stallworth and Helen F. Jordan

## ABSTRACT

The U.S. Geological Survey was requested by the U.S. Army Corps of Engineers to provide water-quality data to evaluate the potential environmental effects of (1) dredging activities in selected reaches of six major navigable waterways of southern Louisiana and (2) the disposal of dredged material in selected areas in the Gulf of Mexico. Four dredging, two postdredging, and five ocean-disposal studies were conducted from September 1976 to May 1978. Samples were collected from the following areas: Baptiste Collette Bayou, Mississippi River at Head of Passes and Southwest Pass, Mississippi River at Tiger Pass, Bayou Black, Intracoastal Waterway (Port Allen to Morgan City), Calcasieu River and Ship Channel, and the Gulf of Mexico (at South Pass, Southwest Pass, Tiger Pass, Freshwater Bayou Channel and Freshwater Distribution Channel, and Calcasieu Ship Channel).

Ninety-seven samples (native-water and(or) effluent and(or) disposal-area) were collected from 16 dredging sites, and 26 samples (native-water) were collected from 13 postdredging sites. In addition, 195 samples were collected from 52 ocean sites where dredged materials were being disposed. Samples were analyzed for selected chemical, physical, and biological constituents.

## INTRODUCTION

As the agency responsible for the maintenance dredging of the Nation's navigable waterways, the U.S. Army Corps of Engineers, in cooperation with the U.S. Geological Survey, in 1976 initiated four dredging, two postdredging, and five ocean-disposal studies (pl. 1). These studies were concerned with the quality of water in selected reaches of six major navigable waterways in southern Louisiana and at selected disposal sites in the Gulf of Mexico in support of Section 404 of the Federal Water Pollution Control Act and Section 103 of the Marine Protection, Research, and Sanctuaries Act of 1972. The studies were

conducted from September 1976 to May 1978. The results of these studies are presented in this report and will provide a basis to assess potential environmental impacts associated with dredging operations and the disposal of dredged material.

Areas sampled during the dredging phase included the Baptiste Collette Bayou, Mississippi River at Tiger Pass, Bayou Black, and Calcasieu River and Ship Channel. Areas studied during the postdredging phase were the Mississippi River at Head of Passes and Southwest Pass and the Intracoastal Waterway (Port Allen to Morgan City). Areas included in the ocean-disposal study were the Gulf of Mexico at South Pass, Gulf of Mexico at Southwest Pass, Gulf of Mexico at Tiger Pass, Gulf of Mexico at Freshwater Bayou Channel and Freshwater Distribution Channel and Gulf of Mexico at Calcasieu Ship Channel.

The Corps of Engineers selected all of the sites and collected most of the samples. At sites where dredging operations were active, samples were collected 100 yd upstream and downstream from the dredge (native-water samples), from the discharge area (effluent), and from the diked disposal area (disposal-area sample). In the Calcasieu Ship Channel, an investigation was conducted to evaluate the effects of agitation dredging on the water column. At each location, samples were collected at the surface and at depths of 15 and 30 ft. During each investigation a set of samples was collected prior to the arrival of the dredge to establish background conditions. Samples were then collected immediately after dredge departure and one and two hours later. A sample of the material in the hopper was also collected for analysis.

In addition, native-water samples were collected at previously dredged (postdredge) sites and sites of previous elutriate studies. (See Demas, 1976, and Dupuy and Couvillion, 1979.) Additional samples were collected at ocean sites where dredged materials were being disposed in the Gulf of Mexico. In the Gulf of Mexico near the Southwest Pass outlet of the Mississippi River, a study was conducted to define the dispersion and diffusion of material released during ocean-dumping operations. Sampling stations were located in and near the release zone of the hopper dredge during the dumping activity to monitor the movement of the dredged material in the gulf environment.

The U.S. Geological Survey prepared and analyzed all of the samples. In addition, the Survey collected some of the samples and was responsible for quality control of the resulting data.

## MATERIALS AND METHODS

Native-water samples were collected near the top of the water column and immediately chilled. Each water sample was prepared for analysis according to appropriate processing and preservation procedures. All samples for analysis for dissolved contituents were filtered through a pre-rinsed 0.45-micrometer membrane filter.

Effluent samples were collected from hydraulic dredges at the point of outfall and from hopper dredges at the point of entry into the hopper (before dewatering). The effluent samples were allowed to settle for 30 minutes. After settling, a part of the supernatant was decanted, treated, and stored until analyzed for whole-water constituents. The remainder of the effluent sample was centrifuged; and the centrifugate was filtered, treated, and stored until analyzed for dissolved constituents.

Samples from dredge-disposal areas were collected near the water surface in off-channel areas of disposal. These samples were vigorously agitated, and a portion of the sample was rapidly poured off and prepared for analysis for whole-water determinations. The remainder was filtered, treated, and stored until time of analysis for dissolved constituents.

Samples from ocean-disposal areas were collected from the top of the water column or from the upper, middle, and lower third of the water column in areas of disposal in the Gulf of Mexico. These samples were vigorously agitated, and a portion of the sample was rapidly poured off and prepared for analysis for whole-water determinations. The remainder was filtered, treated, and stored until analyzed for dissolved constituents.

Laboratory analyses were performed in accordance with the following guidelines:

1. Native-water, effluent, disposal-area, and ocean-disposal-area samples were analyzed for nutrients (ammonia nitrogen and kjeldahl nitrogen), residues, cyanides, chemical oxygen demand, and dissolved metals using methods described by Skougstad, Fishman, Friedman, Erdmann, and Duncan (1979).

2. Native-water, effluent, disposal-area, and ocean-disposal-area samples were analyzed for phenols, selected pesticides (insecticides and herbicides), and other organic compounds using methods outlined by Goerlitz and Brown (1972).

3. Native-water, effluent, disposal-area, and ocean-dosposal-area samples were analyzed for oil and grease using methods described in "Methods for Chemical Analysis of Water and Wastes" (U.S. Environmental Protection Agency, 1979).

4. Native-water, effluent, disposal-area, and ocean-disposal-area samples were analyzed for settleable matter as outlined in "Standard Methods for the Examination of Water and Wastewater" (American Public Health Association and others, 1971).

5. Samples were analyzed for bacteria (total coliform and fecal coliform) and chlorophyll (a and b) in phytoplankton using methods described by Greeson (1979).

6. Bottom-material samples were analyzed for heavy metals, nutrients, and other constituents as outlined by Skougstad, Fishman, Friedman, Erdmann, and Duncan (1979), and for oil and grease using methods described in "Methods for Chemical Analysis of Water and Wastes" (U.S. Environmental Protection Agency, 1979).

7. Bottom material samples were analyzed for selected insecticides using methods outlined by Goerlitz and Brown (1972).

8. Bottom-material samples were analyzed for particle size using methods outlined in "Engineering and Design, Laboratory Soils Testing" (U.S. Army Corps of Engineers, 1970).

## RESULTS

The areas, types, number, and dates of sampling during the dredging, postdredging, and ocean-disposal studies are shown in table 1. The corresponding plates (2-9) and tables (2-12) are also listed in table 1 for cross reference.

The constituents analyzed varied for the different study areas and were dependent upon the specific requirements of the Corps of Engineers. The analytical results are presented in three sections: the dredging data (tables 2-5) are included in part A, the postdredging data (tables 6-7) are included in part B, and the ocean-disposal data (tables 8-12) are presented in part C.

The locations of sampling sites are shown on plates 2-9. Latitude and longitude coordinates for each site appear in table headings (tables 2-12) as the first 13 digits (first six represent the latitude coordinate and the next seven represent the longitude coordinate) of a 15-digit identification number.

Table 1.--Sampling areas, dates sampled, and types and number of samples collected

| Sampling area | Date(s) sampled | Number of sites sampled | Types and number of samples collected (including native water) | | | | | | | Remarks |
|---|---|---|---|---|---|---|---|---|---|---|
| | | | Dredging | | | | | Post-dredging | Ocean disposal | |
| | | | Upstream | Downstream | Effluent | Disposal area | Special samples | | | |
| Baptiste Collette Bayou | 11-29-77, 3-23-78 | 4 | 4 | 4 | 3 | 4 | -- | -- | --- | See figure 2 and table 2. |
| Mississippi River at South Pass | 10- 7-76 | 2 | - | - | - | - | -- | -- | 4 | See figure 3 and table 8. |
| Mississippi River at Head of Passes and Southwest Pass and Gulf of Mexico at | 10- 7-76, 5- 8-77 | a/32 | - | - | - | - | -- | -- | 155 | See figure 4A and 4B and table 9. |
| Southwest Pass | 12-14-76, 12-15-76 | 7 | - | - | - | - | -- | 14 | --- | See figure 4A and table 6. |
| Mississippi River at Tiger Pass and | 5-12-78 | 1 | 1 | 1 | 1 | 1 | -- | -- | --- | See figure 5 and table 3. |
| Gulf of Mexico at Tiger Pass | 10- 8-78 | 2 | - | - | - | - | -- | -- | 4 | See figure 5 and table 10. |
| Bayou Black | 9-22-77, 4-19-78 | 6 | 7 | 7 | 6 | 7 | -- | -- | --- | See figure 6 and table 4. |
| Intracoastal Waterway (Port Allen to Morgan City) | 6- 4-77 | b/6 | - | - | - | - | -- | 12 | --- | See figure 7 and table 7. |
| Gulf of Mexico at Freshwater Bayou Channel and Freshwater Distribution Channel | 10-21-76 | 4 | - | - | - | - | -- | -- | 8 | See figure 8 and table 11. |
| Calcasieu River at Devils Elbow and Gulf of Mexico at Calcasieu Ship | 9- 8-77 | 12 | - | - | - | - | -- | -- | 24 | See figure 9 and table 12. |
| Channel | 12-29-76, 10- 4-77 | 5 | 3 | 3 | 3 | 3 | 39 | -- | --- | See figure 9 and table 5. |
| Total | | 81 | | | 97 | | | 26 | 195 | |

a/Only bed pesticide and bed cadmium were collected at nine sites.

b/Only native water pesticide samples were collected.

## SELECTED REFERENCES


American Public Health Association, American Water Works Association, and Water Pollution Control Federation, 1971, Standard methods for the examination of water and wastewater, 13th ed.: New York, American Public Health Association, p. 539.

Demas, C. R., 1976, Analyses of native water, bed material, and elutriate samples of major Louisiana waterways, 1975: Baton Rouge, La., U.S. Geological Survey Open-File Report 76-853, 304 p.

Demas, C. R., and Higgins, P. C., 1977, Analyses of native water and dredged material from southern Louisiana waterways, 1975-76: Baton Rouge, La., U.S. Geological Survey Open-File Report 77-503, 180 p.

Dupuy, A. J., and Couvillion, N. P., 1979, Analyses of native water, bottom material, and elutriate samples of southern Louisiana waterways, 1977-78: Baton Rouge, La., U.S. Geological Survey Open-File Report 79-1484, 414 p.

Greeson, P. E., ed., 1979, A supplement to--Methods for collection and analysis of aquatic biological and microbiological samples (U.S. Geological Survey Techniques of Water-Resources Investigations, book 5, chapter A4): Reston, Va., U.S. Geological Survey Open-File Report 79-1279, 92 p.

Goerlitz, D. F., and Brown, Eugene, 1972, Methods for analysis of organic substances in water: U.S. Geological Survey Techniques of Water-Resources Investigations, book 5, chap. A3, 40 p.

Skougstad, M. W., Fishman, M. J., Friedman, L. C., Erdmann, D. E., and Duncan, S. S., eds., 1979, Methods for determination of inorganic substances in water and fluvial sediments: U.S. Geological Survey Techniques of Water-Resources Investigations, book 5, chap. A1, 626 p.

Thibodeaux, B. J., Benedict, B. A., and Grimwood, Charles, 1979, Ocean dumping of dredged material--Gulf of Mexico, in Volume 2, Coastal Zone '78: American Society of Civil Engineers Proceedings, 1978 Conference, San Francisco, Calif., p. 1115-1116.

U.S. Army Corps of Engineers, 1970, Engineering and design, laboratory soils testing: Engineer Manual EM1110-2-1906, November 30, 1970, app. V, p. V1-V24.

U.S. Environmental Protection Agency, 1975, Navigable waters: Discharge of dredged or fill material: Federal Register, September 5, 1975, v. 40, no. 173, pt. 230, p. 41292-41298.

_____1979, Methods for chemical analysis of water and wastes: Cincinnati, Ohio, U.S. Environmental Protection Agency, Office of Research and Development, Report EPA-600/4-79-020, 460 p.

U.S. Geological Survey, 1976 [1977], Water resources data for Louisiana, water year 1976, v. 2, Southern Louisiana: U.S. Geological Survey Water-Data Report LA-76-2, 826 p.

# HYDROLOGIC DATA

## Part A: Dredging Data

(Tables 2-5)

TABLE 2.--CHEMICAL AND PHYSICAL CONSTITUENTS, BAPTISTE COLLETTE BAYOU

292219089181300 BAPTISTE COLLETTE BAYOU AT MILE 7.3, NEAR VENICE, LA

WATER QUALITY DATA

| DATE | TIME | SPECIFIC CONDUCTANCE (MICROMHOS) | PH (UNITS) | COLOR (PLATINUM-COBALT UNITS) | TURBIDITY (JTU) | SETTLEABLE MATTER (ML/L/HR) | CHEMICAL OXYGEN DEMAND (HIGH LEVEL) (MG/L) | HARDNESS (CA,MG) (MG/L) | NONCARBONATE HARDNESS (MG/L) | DISSOLVED CALCIUM (CA) (MG/L) | DISSOLVED MAGNESIUM (MG) (MG/L) | DISSOLVED SODIUM (NA) (MG/L) |
|---|---|---|---|---|---|---|---|---|---|---|---|---|
| JAN , 1978 | | | | | | | | | | | | |
| 10... | UPSTREAM | 452 | 7.9 | 15 | 65 | <1.0 | 48 | 160 | 59 | 41 | 13 | 28 |
| 10... | DOWNSTREAM | 500 | 7.8 | 15 | 80 | <1.0 | 47 | 150 | 53 | 40 | 13 | 36 |
| 10... | DISPOSAL AREA | 2030 | 7.9 | 30 | 200 | 25 | 72 | 220 | 85 | 42 | 28 | 310 |

| DATE | PERCENT SODIUM | SODIUM ADSORPTION RATIO | DISSOLVED POTASSIUM (K) (MG/L) | BICARBONATE (HCO3) (MG/L) | CARBONATE (CO3) (MG/L) | ALKALINITY AS CACO3 (MG/L) | CARBON DIOXIDE (CO2) (MG/L) | DISSOLVED SULFATE (SO4) (MG/L) | DISSOLVED CHLORIDE (CL) (MG/L) | TOTAL NONFILTRABLE RESIDUE (MG/L) | SUSPENDED SOLIDS (MG/L) | VOL. NONFILTRABLE RESIDUE (MG/L) |
|---|---|---|---|---|---|---|---|---|---|---|---|---|
| JAN , 1978 | | | | | | | | | | | | |
| 10... | 28 | 1.0 | 3.6 | 118 | 0 | 97 | 2.4 | 50 | 45 | 129 | 129 | 39 |
| 10... | 33 | 1.3 | 3.9 | 118 | 0 | 97 | 3.0 | 49 | 58 | 267 | 267 | 45 |
| 10... | 74 | 9.1 | 13 | 164 | 0 | 135 | 3.3 | 62 | 490 | 2890 | 2890 | 206 |

| DATE | TOTAL NITRATE (N) (MG/L) | TOTAL NITRITE (N) (MG/L) | TOTAL NITRITE PLUS NITRATE (N) (MG/L) | TOTAL AMMONIA NITROGEN (N) (MG/L) | TOTAL ORGANIC NITROGEN (N) (MG/L) | TOTAL KJELDAHL NITROGEN (N) (MG/L) | TOTAL NITROGEN (N) (MG/L) | TOTAL NITROGEN (NO3) (MG/L) | TOTAL PHOSPHORUS (P) (MG/L) | DISSOLVED PHOSPHORUS (P) (MG/L) | TOTAL ARSENIC (AS) (UG/L) | SUSPENDED ARSENIC (AS) (UG/L) |
|---|---|---|---|---|---|---|---|---|---|---|---|---|
| JAN , 1978 | | | | | | | | | | | | |
| 10... | 1.9 | .02 | 1.9 | .12 | .79 | .91 | 2.8 | 12 | .30 | .14 | 2 | 1 |
| 10... | 1.9 | .05 | 1.9 | .20 | 1.0 | 1.2 | 3.1 | 14 | .34 | .08 | 3 | 2 |
| 10... | 1.9 | .05 | 1.9 | .68 | 2.0 | 2.7 | 4.6 | 20 | .76 | .05 | 4 | 2 |

| DATE | DISSOLVED ARSENIC (AS) (UG/L) | TOTAL BERYLLIUM (BE) (UG/L) | SUSPENDED BERYLLIUM (BE) (UG/L) | DISSOLVED BERYLLIUM (BE) (UG/L) | TOTAL CADMIUM (CD) (UG/L) | SUSPENDED CADMIUM (CD) (UG/L) | DISSOLVED CADMIUM (CD) (UG/L) | TOTAL CHROMIUM (CR) (UG/L) | SUSPENDED CHROMIUM (CR) (UG/L) | DISSOLVED CHROMIUM (CR) (UG/L) | HEXAVALENT CHROMIUM (CR6) (UG/L) |
|---|---|---|---|---|---|---|---|---|---|---|---|
| JAN , 1978 | | | | | | | | | | | |
| 10... | 1 | 0 | 0 | 0 | 1 | 0 | 1 | 20 | 0 | 20 | 0 |
| 10... | 1 | 0 | 0 | 0 | 2 | 0 | 2 | 20 | 20 | 0 | 0 |
| 10... | 2 | 0 | 0 | 0 | 1 | 0 | 1 | 10 | 10 | 0 | 0 |

| DATE | TOTAL COPPER (CU) (UG/L) | SUSPENDED COPPER (CU) (UG/L) | DISSOLVED COPPER (CU) (UG/L) | DISSOLVED IRON (FE) (UG/L) | TOTAL LEAD (PB) (UG/L) | SUSPENDED LEAD (PB) (UG/L) | DISSOLVED LEAD (PB) (UG/L) | TOTAL MANGANESE (MN) (UG/L) | SUSPENDED MANGANESE (MN) (UG/L) | DISSOLVED MANGANESE (MN) (UG/L) |
|---|---|---|---|---|---|---|---|---|---|---|
| JAN , 1978 | | | | | | | | | | |
| 10... | 14 | 11 | 3 | 40 | 9 | 9 | 0 | 220 | 210 | 10 |
| 10... | 16 | 8 | 8 | 50 | 16 | 16 | 0 | 460 | 400 | 60 |
| 10... | 13 | 9 | 4 | 70 | 4 | 4 | 0 | 160 | 100 | 60 |

< Actual value is known to be less than the value shown.

TABLE 2.--CHEMICAL AND PHYSICAL CONSTITUENTS, BAPTISTE COLLETTE BAYOU--Continued

292219089181300 BAPTISTE COLLETTE BAYOU AT MILE 7.3, NEAR VENICE, LA--Continued

WATER QUALITY DATA

| DATE | TOTAL MERCURY (HG) (UG/L) | SUS-PENDED MERCURY (HG) (UG/L) | DIS-SOLVED MERCURY (HG) (UG/L) | TOTAL NICKEL (NI) (UG/L) | SUS-PENDED NICKEL (NI) (UG/L) | DIS-SOLVED NICKEL (NI) (UG/L) | TOTAL SELE-NIUM (SE) (UG/L) | SUS-PENDED SELE-NIUM (SE) (UG/L) | DIS-SOLVED SELE-NIUM (SE) (UG/L) | DIS-SOLVED VANA-DIUM (V) (UG/L) |
|---|---|---|---|---|---|---|---|---|---|---|
| JAN , 1978 | | | | | | | | | | |
| 10... | .0 | .0 | .0 | 19 | 16 | 3 | 1 | 1 | 0 | .1 |
| 10... | .0 | .0 | .0 | 24 | 19 | 5 | 1 | 1 | 0 | .5 |
| 10... | .0 | .0 | .0 | 11 | 7 | 4 | 1 | 0 | 1 | -- |

| DATE | TOTAL ZINC (ZN) (UG/L) | SUS-PENDED ZINC (ZN) (UG/L) | DIS-SOLVED ZINC (ZN) (UG/L) | TOTAL ORGANIC CARBON (C) (MG/L) | CYANIDE (CN) (MG/L) | PHENOLS (UG/L) | OIL GREASE TOTAL RECOVER ABLE (MG/L) | TOTAL PCB (UG/L) | POLY-CHLO-RINATED NAPH-THA-LENES (UG/L) | TOTAL ALDRIN (UG/L) |
|---|---|---|---|---|---|---|---|---|---|---|
| JAN , 1978 | | | | | | | | | | |
| 10... | 40 | 30 | 10 | 5.8 | .00 | 1 | 0 | .0 | .00 | .000 |
| 10... | 60 | 50 | 10 | 6.5 | .00 | 0 | 0 | .0 | .00 | .000 |
| 10... | 20 | 10 | 10 | 15 | .00 | 0 | -- | .0 | .00 | .000 |

| DATE | TOTAL CHLOR-DANE (UG/L) | TOTAL DDD (UG/L) | TOTAL DDE (UG/L) | TOTAL DDT (UG/L) | TOTAL DI-AZINON (UG/L) | TOTAL DI-ELDRIN (UG/L) | TOTAL ENDO-SULFAN (UG/L) | TOTAL ENDRIN (UG/L) | TOTAL ETHION (UG/L) | TOTAL HEPTA-CHLOR (UG/L) |
|---|---|---|---|---|---|---|---|---|---|---|
| JAN , 1978 | | | | | | | | | | |
| 10... | .0 | .000 | .000 | .000 | .01 | .002 | .000 | .001 | .00 | .000 |
| 10... | .0 | .000 | .000 | .003 | .01 | .003 | .000 | .003 | .00 | .000 |
| 10... | .0 | .000 | .000 | .000 | .02 | .003 | .000 | .001 | .00 | .000 |

| DATE | TOTAL HEPTA-CHLOR EPOXIDE (UG/L) | TOTAL LINDANE (UG/L) | TOTAL MALA-THION (UG/L) | TOTAL METH-OXY-CHLOR (UG/L) | TOTAL METHYL PARA-THION (UG/L) | TOTAL METHYL TRI-THION (UG/L) | TOTAL MIREX (UG/L) |
|---|---|---|---|---|---|---|---|
| JAN , 1978 | | | | | | | |
| 10... | .001 | .000 | .00 | .00 | .09 | .00 | .00 |
| 10... | .002 | .000 | .00 | .00 | .09 | .00 | .00 |
| 10... | .000 | .000 | .00 | .00 | .06 | .00 | .00 |

| DATE | TOTAL PARA-THION (UG/L) | PER-THANE TOTAL (UG/L) | TOTAL TOX-APHENE (UG/L) | TOTAL TRI-THION (UG/L) | TOTAL 2,4-D (UG/L) | TOTAL 2,4,5-T (UG/L) | TOTAL SILVEX (UG/L) |
|---|---|---|---|---|---|---|---|
| JAN , 1978 | | | | | | | |
| 10... | .00 | .00 | .0 | .00 | .03 | .02 | .00 |
| 10... | .00 | .00 | .0 | .00 | .06 | .01 | .01 |
| 10... | .00 | .00 | .0 | .00 | .07 | .02 | .01 |

TABLE 2.--CHEMICAL AND PHYSICAL CONSTITUENTS, BAPTISTE COLLETTE BAYOU--Continued

292142089180700 BAPTISTE COLLETTE BAYOU 6.8 MILES NORTHEAST OF VENICE, LA

WATER QUALITY DATA

| DATE | TIME | SPECIFIC CONDUCTANCE (MICROMHOS) | PH (UNITS) | COLOR (PLATINUM-COBALT UNITS) | TURBIDITY (JTU) | SETTLEABLE MATTER (ML/L/HR) | CHEMICAL OXYGEN DEMAND (HIGH LEVEL) (MG/L) | COD IN BOTTOM MATERIAL (MG/KG) | HARDNESS (CA+MG) (MG/L) | NONCARBONATE HARDNESS (MG/L) | DISSOLVED CALCIUM (CA) (MG/L) | DISSOLVED MAGNESIUM (MG) (MG/L) |
|---|---|---|---|---|---|---|---|---|---|---|---|---|
| NOV , 1977 | | | | | | | | | | | | |
| 29... | UPSTREAM | 394 | 7.7 | 25 | 70 | <1.0 | 44 | -- | 140 | 40 | 39 | 11 |
| 29... | DOWNSTREAM | 397 | 7.5 | 20 | 80 | <1.0 | 23 | -- | 150 | 35 | 40 | 11 |
| 29... | EFFLUENT | 2870 | 8.0 | 60 | 110 | -- | 90 | 26000 | 220 | 0 | 27 | 37 |
| 29... | DISPOSAL AREA | 1090 | 7.7 | 55 | -- | -- | 73 | -- | 100 | 0 | 16 | 15 |

| DATE | DISSOLVED SODIUM (NA) (MG/L) | PERCENT SODIUM | SODIUM ADSORPTION RATIO | DISSOLVED POTASSIUM (K) (MG/L) | BICARBONATE (HCO3) (MG/L) | CARBONATE (CO3) (MG/L) | ALKALINITY AS CACO3 (MG/L) | CARBON DIOXIDE (CO2) (MG/L) | DISSOLVED SULFATE (SO4) (MG/L) | DISSOLVED CHLORIDE (CL) (MG/L) | TOTAL NONFILTRABLE RESIDUE (MG/L) | LOSS ON IGNITION IN BOTTOM MATERIAL (MG/KG) |
|---|---|---|---|---|---|---|---|---|---|---|---|---|
| NOV , 1977 | | | | | | | | | | | | |
| 29... | 23 | 25 | .8 | 3.8 | 122 | 0 | 100 | 3.9 | 7.6 | 27 | 279 | -- |
| 29... | 23 | 25 | .8 | 3.7 | 140 | 0 | 115 | 7.1 | 49 | 28 | 127 | -- |
| 29... | 600 | 84 | 18 | 28 | 442 | 0 | 363 | 7.1 | 91 | 830 | 49 | 62800 |
| 29... | 160 | 74 | 6.9 | 14 | 214 | 0 | 176 | 6.8 | 59 | 210 | 3460 | -- |

| DATE | VOL. NONFILTRABLE RESIDUE (MG/L) | TOTAL NITRATE (N) (MG/L) | TOTAL NITRITE (N) (MG/L) | TOTAL NITRITE PLUS NITRATE (N) (MG/L) | TOTAL AMMONIA NITROGEN (N) (MG/L) | DISSOLVED AMMONIA NITROGEN (N) (MG/L) | TOTAL AMMONIA NITROGEN IN BOTTOM MAT. (MG/KG) | DISSOLVED AMMONIA (NH4) (MG/L) | TOTAL ORGANIC NITROGEN (N) (MG/L) | DISSOLVED ORGANIC NITROGEN (N) (MG/L) | TOTAL KJELDAHL NITROGEN (N) (MG/L) | SUSPENDED KJEL. NITROGEN (N) (MG/L) |
|---|---|---|---|---|---|---|---|---|---|---|---|---|
| NOV , 1977 | | | | | | | | | | | | |
| 29... | 26 | 1.4 | .01 | 1.4 | .07 | .01 | -- | .01 | .54 | .29 | .61 | .31 |
| 29... | 17 | 1.4 | .01 | 1.4 | .08 | .01 | -- | .01 | 1.0 | .20 | 1.1 | .89 |
| 29... | 10 | .06 | .04 | .10 | 3.0 | 3.8 | 6.4 | 4.9 | 1.6 | -- | 4.6 | 2.5 |
| 29... | 260 | .17 | .05 | .22 | .70 | .70 | -- | .90 | 1.4 | .60 | 2.1 | .80 |

| DATE | DISSOLVED KJEL. NITROGEN (N) (MG/L) | TOTAL KJEL. NITROGEN IN BOTTOM MAT. (MG/KG) | TOTAL NITROGEN (N) (MG/L) | TOTAL NITROGEN (NO3) (MG/L) | TOTAL PHOSPHORUS (P) (MG/L) | DISSOLVED PHOSPHORUS (P) (MG/L) | TOTAL ARSENIC (AS) (UG/L) | SUSPENDED ARSENIC (AS) (UG/L) | DISSOLVED ARSENIC (AS) (UG/L) | TOTAL ARSENIC IN BOTTOM MATERIAL (UG/G) | TOTAL BERYLLIUM (BE) (UG/L) | SUSPENDED BERYLLIUM (BE) (UG/L) |
|---|---|---|---|---|---|---|---|---|---|---|---|---|
| NOV , 1977 | | | | | | | | | | | | |
| 29... | .30 | -- | 2.0 | 8.9 | .34 | .13 | 3 | 1 | 2 | -- | 0 | 0 |
| 29... | .21 | -- | 2.5 | 11 | .38 | .12 | 3 | 1 | 2 | -- | 0 | 0 |
| 29... | 2.1 | 56 | 4.7 | 21 | -- | 2.0 | 19 | 0 | 19 | 6 | 0 | 0 |
| 29... | 1.3 | -- | 2.3 | 10 | .75 | .06 | 14 | 11 | 3 | -- | 0 | 0 |

| DATE | DISSOLVED BERYLLIUM (BE) (UG/L) | TOTAL BERYLLIUM IN BOTTOM MATERIAL (UG/G) | TOTAL CADMIUM (CD) (UG/L) | SUSPENDED CADMIUM (CD) (UG/L) | DISSOLVED CADMIUM (CD) (UG/L) | TOTAL CADMIUM IN BOTTOM MATERIAL (UG/G) | TOTAL CHROMIUM (CR) (UG/L) | SUSPENDED CHROMIUM (CR) (UG/L) | DISSOLVED CHROMIUM (CR) (UG/L) | TOTAL CHROMIUM IN BOTTOM MATERIAL (UG/G) | HEXAVALENT CHROMIUM (CR6) (UG/L) |
|---|---|---|---|---|---|---|---|---|---|---|---|
| NOV , 1977 | | | | | | | | | | | |
| 29... | 0 | -- | 0 | 0 | 0 | -- | 0 | 0 | 0 | -- | 0 |
| 29... | 0 | -- | 0 | 0 | 0 | -- | 0 | 0 | 0 | -- | 0 |
| 29... | 0 | 0 | 0 | 0 | 0 | .20 | 20 | 20 | 0 | 12 | 0 |
| 29... | 0 | -- | 0 | 0 | 0 | -- | 80 | 80 | 0 | -- | 0 |

< Actual value is known to be less than the value shown.

TABLE 2.--CHEMICAL AND PHYSICAL CONSTITUENTS, BAPTISTE COLLETTE BAYOU--Continued

292142089180700 BAPTISTE COLLETTE BAYOU 6.8 MILES NORTHEAST OF VENICE, LA--Continued

WATER QUALITY DATA

| DATE | TOTAL COPPER (CU) (UG/L) | SUS-PENDED COPPER (CU) (UG/L) | DIS-SOLVED COPPER (CU) (UG/L) | TOTAL COPPER IN BOTTOM MA-TERIAL (UG/G) | DIS-SOLVED IRON (FE) (UG/L) | TOTAL LEAD (PB) (UG/L) | SUS-PENDED LEAD (PB) (UG/L) | DIS-SOLVED LEAD (PB) (UG/L) | TOTAL LEAD IN BOTTOM MA-TERIAL (UG/G) | TOTAL MAN-GANESE (MN) (UG/L) | SUS-PENDED MAN-GANESE (MN) (UG/L) | DIS-SOLVED MAN-GANESE (MN) (UG/L) |
|---|---|---|---|---|---|---|---|---|---|---|---|---|
| NOV , 1977 | | | | | | | | | | | | |
| 29... | 10 | 5 | 5 | -- | 60 | 8 | 8 | 0 | -- | 150 | 150 | 4 |
| 29... | 12 | 8 | 4 | -- | 70 | 10 | 10 | 0 | -- | 160 | 150 | 8 |
| 29... | 7 | 3 | 4 | 17 | 60 | 4 | 4 | 0 | 10 | 320 | 20 | 300 |
| 29... | 25 | 19 | 6 | -- | 60 | 16 | 16 | 0 | -- | 2100 | 2100 | 20 |

| DATE | TOTAL MANGA-NESE IN BOTTOM MA-TERIAL (UG/G) | TOTAL MERCURY (HG) (UG/L) | SUS-PENDED MERCURY (HG) (UG/L) | DIS-SOLVED MERCURY (HG) (UG/L) | TOTAL MERCURY IN BOTTOM MA-TERIAL (UG/G) | TOTAL NICKEL (NI) (UG/L) | SUS-PENDED NICKEL (NI) (UG/L) | DIS-SOLVED NICKEL (NI) (UG/L) | TOTAL NICKEL IN BOTTOM MA-TERIAL (UG/G) | TOTAL SELE-NIUM (SE) (UG/L) | SUS-PENDED SELE-NIUM (SE) (UG/L) | DIS-SOLVED SELE-NIUM (SE) (UG/L) |
|---|---|---|---|---|---|---|---|---|---|---|---|---|
| NOV , 1977 | | | | | | | | | | | | |
| 29... | -- | .1 | .1 | .0 | -- | 16 | 12 | 4 | -- | 1 | 1 | 0 |
| 29... | -- | .2 | .0 | .2 | -- | 19 | 16 | 3 | -- | 1 | 1 | 0 |
| 29... | 560 | .1 | .1 | .0 | .06 | 4 | 0 | 4 | 15 | 1 | 0 | 1 |
| 29... | -- | .3 | .1 | .2 | -- | 19 | 12 | 7 | -- | 2 | 1 | 1 |

| DATE | TOTAL SELE-NIUM IN BOTTOM MA-TERIAL (UG/G) | DIS-SOLVED VANA-DIUM (V) (LG/L) | TOTAL ZINC (ZN) (UG/L) | SUS-PENDED ZINC (ZN) (UG/L) | DIS-SOLVED ZINC (ZN) (UG/L) | TOTAL ZINC IN BOTTOM MA-TERIAL (UG/G) | TOTAL ORGANIC CARBON (C) (MG/L) | CYANIDE (CN) (MG/L) | TOTAL CYANIDE IN BOTTOM MA-TERIAL (UG/G) | PHENOLS (UG/L) | OIL GREASE TOTAL RECOVER ABLE (MG/L) | OIL GREASE TOTAL IN BOTTOM MATER. (MG/KG) |
|---|---|---|---|---|---|---|---|---|---|---|---|---|
| NOV , 1977 | | | | | | | | | | | | |
| 29... | -- | .7 | 20 | 10 | 10 | -- | 6.4 | .00 | -- | 2 | 0 | -- |
| 29... | -- | .1 | 60 | 50 | 10 | -- | 6.2 | .00 | -- | 4 | 0 | -- |
| 29... | 0 | -- | 30 | 20 | 10 | 53 | 15 | .00 | 0 | 6 | -- | 0 |
| 29... | -- | -- | 40 | 30 | 10 | -- | 50 | .00 | -- | 4 | -- | -- |

| DATE | TOTAL PCB (UG/L) | PCB IN BOTTOM MA-TERIAL (UG/KG) | POLY-CHLO-RINATED NAPH-THA-LENES (UG/L) | PCN TOTAL IN BOTTOM MATRL DRY WT. (UG/KG) | TOTAL ALDRIN (UG/L) | ALDRIN IN BOTTOM MA-TERIAL (UG/KG) | TOTAL CHLOR-DANE (UG/L) | CHLOR-DANE IN BOTTOM MA-TERIAL (UG/KG) | TOTAL DDD (UG/L) | DDD IN BOTTOM MA-TERIAL (UG/KG) | TOTAL DDE (UG/L) | DDE IN BOTTOM MA-TERIAL (UG/KG) |
|---|---|---|---|---|---|---|---|---|---|---|---|---|
| NOV , 1977 | | | | | | | | | | | | |
| 29... | .0 | -- | .00 | -- | .000 | -- | .0 | -- | .000 | -- | .000 | -- |
| 29... | .0 | -- | .00 | -- | .001 | -- | .0 | -- | .000 | -- | .000 | -- |
| 29... | -- | 41 | -- | .0 | -- | .0 | -- | 8 | -- | 3.7 | -- | .0 |
| 29... | .0 | -- | .00 | -- | .000 | -- | .0 | -- | .002 | -- | .000 | -- |

| DATE | TOTAL DDT (UG/L) | DDT IN BOTTOM MA-TERIAL (UG/KG) | TOTAL DI-AZINON (UG/L) | DI-AZINON IN BOTTOM MA-TERIAL (UG/KG) | TOTAL DI-ELDRIN (UG/L) | DI-ELDRIN IN BOTTOM MA-TERIAL (UG/KG) | TOTAL ENDO-SULFAN (UG/L) | TOTAL ENDRIN (UG/L) | ENDRIN IN BOTTOM MA-TERIAL (UG/KG) | TOTAL ETHION (UG/L) | ETHION IN BOTTOM MA-TERIAL (UG/KG) | TOTAL HEPTA-CHLOR (UG/L) |
|---|---|---|---|---|---|---|---|---|---|---|---|---|
| NOV , 1977 | | | | | | | | | | | | |
| 29... | .002 | -- | .03 | -- | .004 | -- | .000 | .000 | -- | .00 | -- | .000 |
| 29... | .000 | -- | .03 | -- | .003 | -- | .000 | .001 | -- | .00 | -- | .000 |
| 29... | -- | .0 | -- | .0 | -- | .9 | -- | -- | .3 | -- | .0 | -- |
| 29... | .000 | -- | .01 | -- | .002 | -- | .000 | .000 | -- | .00 | -- | .000 |

TABLE 2.--CHEMICAL AND PHYSICAL CONSTITUENTS, BAPTISTE COLLETTE BAYOU--Continued

WATER QUALITY DATA

292142089180700 BAPTISTE COLLETTE BAYOU 6.8 MILES NORTHEAST OF VENICE, LA--Continued

| DATE | HEPTA-CHLOR IN BOTTOM MA-TERIAL (UG/KG) | TOTAL HEPTA-CHLOR EPOXIDE (UG/L) | HEPTA-CHLOR EPOXIDE IN BOT-TOM MA-TERIAL (UG/KG) | TOTAL LINDANE (UG/L) | LINDANE IN BOTTOM MA-TERIAL (UG/KG) | TOTAL MALA-THION (UG/L) | MALA-THION IN BOTTOM MA-TERIAL (UG/KG) | TOTAL METH-OXY-CHLOR (UG/L) | TOTAL METHYL PARA-THION (UG/L) | METHYL PARA-THION IN BOT-TOM MA-TERIAL (UG/KG) | TOTAL METHYL THI-THION (UG/L) | METHYL TRI-THION IN BOT-TOM MA-TERIAL (UG/KG) |
|---|---|---|---|---|---|---|---|---|---|---|---|---|
| NOV , 1977 | | | | | | | | | | | | |
| 29... | -- | .002 | -- | .000 | -- | .00 | -- | .00 | .00 | -- | .00 | -- |
| 29... | -- | .002 | -- | .009 | -- | .00 | -- | .00 | .00 | -- | .00 | -- |
| 29... | 2.1 | -- | .1 | -- | .0 | -- | .0 | -- | -- | .0 | -- | .0 |
| 29... | -- | .000 | -- | .004 | -- | .00 | -- | .00 | .00 | -- | .00 | -- |

| DATE | TOTAL MIREX (UG/L) | MIREX IN BOT-TOM MA-TERIALS (UG/KG DRY SOLIDS) | TOTAL PARA-THION (UG/L) | PARA-THION IN BOTTOM MA-TERIAL (UG/KG) | PER-THANE TOTAL (UG/L) | TOTAL TOX-APHENE (UG/L) | TOX-APHENE IN BOTTOM MA-TERIAL (UG/KG) | TOTAL TRI-THION (UG/L) | TRI-THION IN BOTTOM MA-TERIAL (UG/KG) | TOTAL 2,4-D (UG/L) | TOTAL 2,4,5-T (UG/L) | TOTAL SILVEX (UG/L) |
|---|---|---|---|---|---|---|---|---|---|---|---|---|
| NOV , 1977 | | | | | | | | | | | | |
| 29... | .00 | -- | .00 | -- | .00 | .0 | -- | .00 | -- | .01 | .02 | .01 |
| 29... | .00 | -- | .00 | -- | .00 | .0 | -- | .00 | -- | .01 | .01 | .01 |
| 29... | -- | .0 | -- | .0 | -- | -- | 0 | -- | .0 | -- | -- | -- |
| 29... | .00 | -- | .00 | -- | .00 | .0 | -- | .00 | -- | .00 | .01 | .00 |

292116089180600 BAPTISTE COLLETTE BAYOU AT MILE 5.8, NEAR VENICE, LA

| DATE | TIME | SPE-CIFIC CON-DUCT-ANCE (MICRO-MHOS) | PH (UNITS) | COLOR (PLAT-INUM-COBALT UNITS) | TUR-BID-ITY (JTU) | SETTLE-ABLE MATTER (ML/L/HR) | CHEM-ICAL OXYGEN DEMAND (HIGH LEVEL) (MG/L) | COD IN BOTTOM MA-TERIAL (MG/KG) | HARD-NESS (CA,MG) (MG/L) | NON-CAR-BONATE HARD-NESS (MG/L) | DIS-SOLVED CAL-CIUM (CA) (MG/L) | DIS-SOLVED MAG-NE-SIUM (MG) (MG/L) |
|---|---|---|---|---|---|---|---|---|---|---|---|---|
| FEB , 1978 | | | | | | | | | | | | |
| 17... | UPSTREAM | 284 | 7.4 | 30 | 80 | <1.0 | 16 | -- | 100 | 37 | 28 | 7.9 |
| 17... | DOWNSTREAM | 278 | 7.5 | 40 | 75 | <1.0 | 15 | -- | 110 | 41 | 31 | 7.8 |
| 17... | EFFLUENT | 1210 | 7.9 | -- | -- | 840 | 32 | 17000 | 69 | 0 | 7.9 | 12 |
| 17... | DISPOSAL AREA | 1070 | 8.0 | -- | -- | 20 | 25 | -- | 79 | 0 | 12 | 12 |

| DATE | DIS-SOLVED SODIUM (NA) (MG/L) | PERCENT SODIUM | SODIUM AD-SORP-TION RATIO | DIS-SOLVED PO-TAS-SIUM (K) (MG/L) | BICAR-BONATE (HCO3) (MG/L) | CAR-BONATE (CO3) (MG/L) | ALKA-LINITY AS CACO3 (MG/L) | CARBON DIOXIDE (CO2) (MG/L) | DIS-SOLVED SULFATE (SO4) (MG/L) | DIS-SOLVED CHLO-RIDE (CL) (MG/L) | TOTAL NON-FILT-RABLE RESIDUE (MG/L) | SUS-PENDED SOLIDS (MG/L) |
|---|---|---|---|---|---|---|---|---|---|---|---|---|
| FEB , 1978 | | | | | | | | | | | | |
| 17... | 14 | 22 | .6 | 2.1 | 80 | 0 | 66 | 5.1 | 36 | 19 | 162 | 128 |
| 17... | 12 | 19 | .5 | 2.1 | 84 | 0 | 69 | 4.3 | 38 | 17 | 112 | 82 |
| 17... | 180 | 82 | 9.4 | 12 | 137 | 0 | 112 | 2.8 | 36 | 250 | 32 | 3 |
| 17... | 150 | 78 | 7.3 | 11 | 124 | 0 | 102 | 2.0 | 38 | 200 | 27 | 2 |

| DATE | LOSS ON IGNI-TION IN BOTTOM MA-TERIAL (MG/KG) | VOL. NON-FILT-RABLE RESIDUE (MG/L) | TOTAL NITRATE (N) (MG/L) | TOTAL NITRITE (N) (MG/L) | TOTAL NITRITE PLUS NITRATE (N) (MG/L) | TOTAL AMMONIA NITRO-GEN (N) (MG/L) | DIS-SOLVED AMMONIA NITRO-GEN (N) (MG/L) | TOTAL AMMONIA NITRO-GEN IN BOTTOM MAT. (MG/KG) | DIS-SOLVED AMMONIA (NH4) (MG/L) | TOTAL ORGANIC NITRO-GEN (N) (MG/L) | DIS-SOLVED ORGANIC NITRO-GEN (N) (MG/L) | TOTAL KJEL-DAHL NITRO-GEN (N) (MG/L) |
|---|---|---|---|---|---|---|---|---|---|---|---|---|
| FEB , 1978 | | | | | | | | | | | | |
| 17... | -- | 34 | 1.1 | .03 | 1.1 | -- | .49 | -- | .63 | -- | .35 | -- |
| 17... | -- | 17 | 1.1 | .02 | 1.1 | .26 | .26 | -- | .33 | .61 | .57 | .87 |
| 17... | 35200 | 8 | 1.1 | .05 | 1.1 | 2.3 | 2.3 | 28 | 3.0 | .90 | .70 | 3.2 |
| 17... | -- | 10 | .95 | .05 | 1.0 | 1.9 | 1.7 | -- | 2.2 | .60 | .40 | 2.5 |

< Actual value is known to be less than the value shown.

TABLE 2.--CHEMICAL AND PHYSICAL CONSTITUENTS, BAPTISTE COLLETTE BAYOU--Continued

292116089180600 BAPTISTE COLLETTE BAYOU AT MILE 5.8, NEAR VENICE, LA--Continued

WATER QUALITY DATA

| DATE | SUS-PENDED KJEL. NITRO-GEN (N) (MG/L) | DIS-SOLVED KJEL. NITRO-GEN (N) (MG/L) | TOTAL KJEL. NITRO-GEN IN BOTTOM MAT. (MG/KG) | TOTAL NITRO-GEN (N) (MG/L) | TOTAL NITRO-GEN (NO3) (MG/L) | TOTAL PHOS-PHORUS (P) (MG/L) | DIS-SOL-VED PHOS-PHORUS (P) (MG/L) | TOTAL ARSENIC (AS) (UG/L) | SUS-PENDED ARSENIC (AS) (UG/L) | DIS-SOLVED ARSENIC (AS) (UG/L) | TOTAL ARSENIC IN BOTTOM MA-TERIAL (UG/G) | TOTAL BERYL-LIUM (BE) (UG/L) |
|---|---|---|---|---|---|---|---|---|---|---|---|---|
| FEB , 1978 | | | | | | | | | | | | |
| 17... | -- | .84 | -- | -- | -- | .25 | .07 | 3 | 2 | 1 | -- | 0 |
| 17... | .04 | .83 | -- | 2.0 | 8.7 | .22 | .08 | 2 | 1 | 1 | -- | 0 |
| 17... | .20 | 3.0 | 903 | 4.3 | 19 | .19 | .11 | 5 | 2 | 3 | 10 | 0 |
| 17... | .40 | 2.1 | -- | 3.5 | 16 | .20 | .09 | 3 | 0 | 3 | -- | 0 |

| DATE | SUS-PENDED BERYL-LIUM (BE) (UG/L) | DIS-SOLVED BERYL-LIUM (BE) (UG/L) | TOTAL CAD-MIUM (CD) (UG/L) | SUS-PENDED CAD-MIUM (CD) (UG/L) | DIS-SOLVED CAD-MIUM (CD) (UG/L) | TOTAL CADMIUM IN BOTTOM MA-TERIAL (UG/G) | TOTAL CHRO-MIUM (CR) (UG/L) | SUS-PENDED CHRO-MIUM (CR) (UG/L) | DIS-SOLVED CHRO-MIUM (CR) (UG/L) | TOTAL CHRO-MIUM IN BOTTOM MA-TERIAL (UG/G) | HEXA-VALENT CHRO-MIUM (CR6) (UG/L) |
|---|---|---|---|---|---|---|---|---|---|---|---|
| FEB , 1978 | | | | | | | | | | | |
| 17... | 0 | 0 | 1 | 0 | 1 | -- | 10 | 10 | 0 | -- | 0 |
| 17... | 0 | 0 | 1 | 0 | 1 | -- | 20 | 20 | 0 | -- | 0 |
| 17... | 0 | 0 | 1 | 0 | 1 | .25 | 10 | 0 | 10 | 50 | 0 |
| 17... | 0 | 0 | 1 | 0 | 1 | -- | 10 | 0 | 10 | -- | 0 |

| DATE | TOTAL COPPER (CU) (UG/L) | SUS-PENDED COPPER (CU) (UG/L) | DIS-SOLVED COPPER (CU) (UG/L) | TOTAL COPPER IN BOTTOM MA-TERIAL (UG/G) | DIS-SOLVED IRON (FE) (UG/L) | TOTAL LEAD (PB) (UG/L) | SUS-PENDED LEAD (PB) (UG/L) | DIS-SOLVED LEAD (PB) (UG/L) | TOTAL LEAD IN BOTTOM MA-TERIAL (UG/G) | TOTAL MAN-GANESE (MN) (UG/L) | SUS-PENDED MAN-GANESE (MN) (UG/L) | DIS-SOLVED MAN-GANESE (MN) (UG/L) |
|---|---|---|---|---|---|---|---|---|---|---|---|---|
| FEB , 1978 | | | | | | | | | | | | |
| 17... | 12 | 10 | 2 | -- | 30 | 8 | 8 | 0 | -- | 190 | 170 | 20 |
| 17... | 15 | 14 | 1 | -- | 30 | 6 | 5 | 1 | -- | 130 | 110 | 20 |
| 17... | 10 | 6 | 4 | 8 | 440 | 1 | 0 | 1 | 0 | 40 | 0 | 40 |
| 17... | 12 | 10 | 2 | -- | 190 | 2 | 2 | 0 | -- | 60 | 50 | 10 |

| DATE | TOTAL MANGA-NESE IN BOTTOM MA-TERIAL (UG/G) | TOTAL MERCURY (HG) (UG/L) | SUS-PENDED MERCURY (HG) (UG/L) | DIS-SOLVED MERCURY (HG) (UG/L) | TOTAL MERCURY IN BOTTOM MA-TERIAL (UG/G) | TOTAL NICKEL (NI) (UG/L) | SUS-PENDED NICKEL (NI) (UG/L) | DIS-SOLVED NICKEL (NI) (UG/L) | TOTAL NICKEL IN BOTTOM MA-TERIAL (UG/G) | TOTAL SELE-NIUM (SE) (UG/L) | SUS-PENDED SELE-NIUM (SE) (UG/L) | DIS-SOLVED SELE-NIUM (SE) (UG/L) |
|---|---|---|---|---|---|---|---|---|---|---|---|---|
| FEB , 1978 | | | | | | | | | | | | |
| 17... | -- | .0 | .0 | .0 | -- | 8 | 7 | 1 | -- | 1 | 1 | 0 |
| 17... | -- | .0 | .0 | .0 | -- | 9 | 8 | 1 | -- | 0 | 0 | 0 |
| 17... | 3800 | .0 | .0 | .0 | .07 | 1 | 0 | 1 | 2 | 1 | 1 | 0 |
| 17... | -- | .0 | .0 | .0 | -- | 4 | 3 | 1 | -- | 0 | 0 | 0 |

| DATE | TOTAL SELE-NIUM IN BOTTOM MA-TERIAL (UG/G) | DIS-SOLVED VANA-DIUM (V) (UG/L) | TOTAL ZINC (ZN) (UG/L) | SUS-PENDED ZINC (ZN) (UG/L) | DIS-SOLVED ZINC (ZN) (UG/L) | TOTAL ZINC IN BOTTOM MA-TERIAL (UG/G) | TOTAL ORGANIC CARBON (C) (MG/L) | CYANIDE (CN) (MG/L) | TOTAL CYANIDE IN BOTTOM MA-TERIAL (UG/G) | PHENOLS (UG/L) | OIL GREASE TOTAL RECOVER ABLE (MG/L) | OIL GREASE TOTAL IN BOTTOM MATER. (MG/KG) |
|---|---|---|---|---|---|---|---|---|---|---|---|---|
| FEB , 1978 | | | | | | | | | | | | |
| 17... | -- | .0 | 40 | 30 | 10 | -- | 4.9 | .00 | -- | 3 | 0 | -- |
| 17... | -- | 1.0 | 30 | 30 | 0 | -- | 4.3 | .00 | -- | 1 | 0 | -- |
| 17... | 0 | -- | 20 | 10 | 10 | 310 | 5.2 | .00 | 0 | 4 | -- | 0 |
| 17... | -- | -- | 20 | 10 | 10 | -- | 5.4 | .00 | -- | 2 | 0 | -- |

TABLE 2.--CHEMICAL AND PHYSICAL CONSTITUENTS, BAPTISTE COLLETTE BAYOU--Continued

292116089180600 BAPTISTE COLLETTE BAYOU AT MILE 5.8, NEAR VENICE, LA--Continued

WATER QUALITY DATA

| DATE | TOTAL PCB (UG/L) | PCB IN BOTTOM MATERIAL (UG/KG) | POLYCHLORINATED NAPHTHALENES (UG/L) | PCN TOTAL IN BOTTOM MATRL DRY WT. (UG/KG) | TOTAL ALDRIN (UG/L) | ALDRIN IN BOTTOM MATERIAL (UG/KG) | TOTAL CHLORDANE (UG/L) | CHLORDANE IN BOTTOM MATERIAL (UG/KG) | TOTAL DDD (UG/L) | DDD IN BOTTOM MATERIAL (UG/KG) | TOTAL DDE (UG/L) | DDE IN BOTTOM MATERIAL (UG/KG) |
|---|---|---|---|---|---|---|---|---|---|---|---|---|
| FEB , 1978 | | | | | | | | | | | | |
| 17... | .0 | -- | .00 | -- | .000 | -- | .0 | -- | .000 | -- | .000 | -- |
| 17... | .0 | -- | .00 | -- | .000 | -- | .0 | -- | .000 | -- | .000 | -- |
| 17... | .1 | 15 | .00 | .0 | .000 | .0 | .0 | 1 | .004 | .7 | .000 | .0 |
| 17... | .0 | -- | .00 | -- | .000 | -- | .0 | -- | .004 | -- | .000 | -- |

| DATE | TOTAL DDT (UG/L) | DDT IN BOTTOM MATERIAL (UG/KG) | TOTAL DIAZINON (UG/L) | DIAZINON IN BOTTOM MATERIAL (UG/KG) | TOTAL DIELDRIN (UG/L) | DIELDRIN IN BOTTOM MATERIAL (UG/KG) | TOTAL ENDOSULFAN (UG/L) | TOTAL ENDRIN (UG/L) | ENDRIN IN BOTTOM MATERIAL (UG/KG) | TOTAL ETHION (UG/L) | ETHION IN BOTTOM MATERIAL (UG/KG) | TOTAL HEPTACHLOR (UG/L) |
|---|---|---|---|---|---|---|---|---|---|---|---|---|
| FEB , 1978 | | | | | | | | | | | | |
| 17... | .006 | -- | .01 | -- | .003 | -- | .000 | .000 | -- | .00 | -- | .000 |
| 17... | .000 | -- | .01 | -- | .000 | -- | .000 | .000 | -- | .00 | -- | .000 |
| 17... | .000 | .0 | .00 | .0 | .003 | .1 | .000 | .000 | .0 | .00 | .0 | .000 |
| 17... | .000 | -- | .00 | -- | .002 | -- | .000 | .000 | -- | .00 | -- | .000 |

| DATE | HEPTACHLOR IN BOTTOM MATERIAL (UG/KG) | TOTAL HEPTACHLOR EPOXIDE (UG/L) | HEPTACHLOR EPOXIDE IN BOTTOM MATERIAL (UG/KG) | TOTAL LINDANE (UG/L) | LINDANE IN BOTTOM MATERIAL (UG/KG) | TOTAL MALATHION (UG/L) | MALATHION IN BOTTOM MATERIAL (UG/KG) | TOTAL METHOXYCHLOR (UG/L) | TOTAL METHYL PARATHION (UG/L) | METHYL PARATHION IN BOTTOM MATERIAL (UG/KG) | TOTAL METHYL TRITHION (UG/L) | METHYL TRITHION IN BOTTOM MATERIAL (UG/KG) |
|---|---|---|---|---|---|---|---|---|---|---|---|---|
| FEB , 1978 | | | | | | | | | | | | |
| 17... | -- | .000 | -- | .000 | -- | .00 | -- | .00 | .00 | -- | .00 | -- |
| 17... | -- | .000 | -- | .000 | -- | .00 | -- | .00 | .00 | -- | .00 | -- |
| 17... | .0 | .000 | .0 | .000 | .0 | .00 | .0 | .00 | .00 | .0 | .00 | .0 |
| 17... | -- | .000 | -- | .000 | -- | .00 | -- | .00 | .00 | -- | .00 | -- |

| DATE | TOTAL MIREX (UG/L) | MIREX IN BOTTOM MATERIALS (UG/KG DRY SOLIDS) | TOTAL PARATHION (UG/L) | PARATHION IN BOTTOM MATERIAL (UG/KG) | PERTHANE TOTAL (UG/L) | TOTAL TOXAPHENE (UG/L) | TOXAPHENE IN BOTTOM MATERIAL (UG/KG) | TOTAL TRITHION (UG/L) | TRITHION IN BOTTOM MATERIAL (UG/KG) | TOTAL 2,4-D (UG/L) | TOTAL 2,4,5-T (UG/L) | TOTAL SILVEX (UG/L) |
|---|---|---|---|---|---|---|---|---|---|---|---|---|
| FEB , 1978 | | | | | | | | | | | | |
| 17... | .00 | -- | .00 | -- | .00 | .0 | -- | .00 | -- | .05 | .01 | .00 |
| 17... | .00 | -- | .00 | -- | .00 | .0 | -- | .00 | -- | -- | -- | -- |
| 17... | .00 | .0 | .00 | .0 | .00 | .0 | 0 | .00 | .0 | .01 | .00 | .00 |
| 17... | .00 | -- | .00 | -- | .00 | .0 | -- | .00 | -- | .02 | .01 | .00 |

TABLE 2.--CHEMICAL AND PHYSICAL CONSTITUENTS, BAPTISTE COLLETTE BAYOU--Continued

291937089184600 BAPTISTE COLLETTE BAYOU AT MILE 3.6, NEAR VENICE, LA

WATER QUALITY DATA

| DATE | TIME | SPECIFIC CONDUCTANCE (MICROMHOS) | PH (UNITS) | COLOR (PLATINUM-COBALT UNITS) | TURBIDITY (JTU) | SETTLEABLE MATTER (ML/L/HR) | CHEMICAL OXYGEN DEMAND (HIGH LEVEL) (MG/L) | COD IN BOTTOM MATERIAL (MG/KG) | HARDNESS (CA,MG) (MG/L) | NONCARBONATE HARDNESS (MG/L) | DISSOLVED CALCIUM (CA) (MG/L) | DISSOLVED MAGNESIUM (MG) (MG/L) |
|---|---|---|---|---|---|---|---|---|---|---|---|---|
| MAR , 1978 | | | | | | | | | | | | |
| 23... | UPSTREAM | 378 | 7.6 | 15 | 70 | <1.0 | 21 | -- | 130 | 40 | 34 | 9.8 |
| 23... | DOWNSTREAM | 372 | 7.8 | 15 | 70 | <1.0 | 19 | -- | 130 | 40 | 35 | 9.5 |
| 23... | EFFLUENT | 1490 | 8.1 | 200 | -- | 100 | 54 | 5600 | 93 | 0 | 11 | 16 |
| 23... | DISPOSAL AREA | 1410 | 8.1 | 100 | -- | 60 | 47 | -- | 130 | 0 | 28 | 15 |

| DATE | DISSOLVED SODIUM (NA) (MG/L) | PERCENT SODIUM | SODIUM ADSORPTION RATIO | DISSOLVED POTASSIUM (K) (MG/L) | BICARBONATE (HCO3) (MG/L) | CARBONATE (CO3) (MG/L) | ALKALINITY AS CACO3 (MG/L) | CARBON DIOXIDE (CO2) (MG/L) | DISSOLVED SULFATE (SO4) (MG/L) | DISSOLVED CHLORIDE (CL) (MG/L) | TOTAL NONFILTRABLE RESIDUE (MG/L) | SUSPENDED SOLIDS (MG/L) |
|---|---|---|---|---|---|---|---|---|---|---|---|---|
| MAR , 1978 | | | | | | | | | | | | |
| 23... | 23 | 28 | .9 | 2.2 | 104 | 0 | 85 | 4.2 | 44 | 29 | 140 | 140 |
| 23... | 24 | 29 | .9 | 2.4 | 106 | 0 | 87 | 2.7 | 43 | 30 | 164 | 164 |
| 23... | 290 | 85 | 13 | 12 | 268 | 0 | 220 | 3.4 | 48 | 332 | -- | -- |
| 23... | 200 | 85 | 11 | 12 | 216 | 0 | 177 | 2.7 | 36 | 270 | 13 | 13 |

| DATE | LOSS ON IGNITION IN BOTTOM MATERIAL (MG/KG) | VOL. NONFILTRABLE RESIDUE (MG/L) | TOTAL NITRATE (N) (MG/L) | TOTAL NITRITE (N) (MG/L) | TOTAL NITRITE PLUS NITRATE (N) (MG/L) | TOTAL AMMONIA NITROGEN (N) (MG/L) | DISSOLVED AMMONIA NITROGEN (N) (MG/L) | TOTAL AMMONIA NITROGEN IN BOTTOM MAT. (MG/KG) | DISSOLVED AMMONIA (NH4) (MG/L) | TOTAL ORGANIC NITROGEN (N) (MG/L) | DISSOLVED ORGANIC NITROGEN (N) (MG/L) | TOTAL KJELDAHL NITROGEN (N) (MG/L) |
|---|---|---|---|---|---|---|---|---|---|---|---|---|
| MAR , 1978 | | | | | | | | | | | | |
| 23... | -- | 24 | 1.2 | .04 | 1.2 | .18 | .05 | -- | .06 | 1.0 | .83 | 1.2 |
| 23... | -- | 26 | .97 | .03 | 1.0 | .20 | .20 | -- | .26 | .56 | .48 | .76 |
| 23... | 22900 | -- | 1.8 | 1.1 | 1.9 | 2.3 | 2.2 | 19 | 2.8 | .40 | .40 | 2.7 |
| 23... | -- | 11 | 1.0 | .07 | 1.1 | 2.2 | 1.7 | -- | 2.2 | 1.7 | .90 | 3.9 |

| DATE | SUSPENDED KJEL. NITROGEN (N) (MG/L) | DISSOLVED KJEL. NITROGEN (N) (MG/L) | TOTAL KJEL. NITROGEN IN BOTTOM MAT. (MG/KG) | TOTAL NITROGEN (N) (MG/L) | TOTAL NITROGEN (NO3) (MG/L) | TOTAL PHOSPHORUS (P) (MG/L) | DISSOLVED PHOSPHORUS (P) (MG/L) | TOTAL ARSENIC (AS) (UG/L) | SUSPENDED ARSENIC (AS) (UG/L) | DISSOLVED ARSENIC (AS) (UG/L) | TOTAL ARSENIC IN BOTTOM MATERIAL (UG/G) | TOTAL BERYLLIUM (BE) (UG/L) |
|---|---|---|---|---|---|---|---|---|---|---|---|---|
| MAR , 1978 | | | | | | | | | | | | |
| 23... | .32 | .88 | -- | 2.4 | 11 | .25 | .06 | 3 | 2 | 1 | -- | 0 |
| 23... | .08 | .68 | -- | 1.8 | 7.8 | .25 | .08 | 2 | 0 | 2 | -- | 0 |
| 23... | .10 | 2.6 | 100 | 4.6 | 20 | .72 | .10 | 6 | 4 | 2 | 11 | 20 |
| 23... | 1.3 | 2.6 | -- | 5.0 | 22 | .46 | .07 | 5 | 3 | 2 | -- | 0 |

| DATE | SUSPENDED BERYLLIUM (BE) (UG/L) | DISSOLVED BERYLLIUM (BE) (UG/L) | TOTAL BERYLLIUM IN BOTTOM MATERIAL (UG/G) | TOTAL CADMIUM (CD) (UG/L) | SUSPENDED CADMIUM (CD) (UG/L) | DISSOLVED CADMIUM (CD) (UG/L) | TOTAL CADMIUM IN BOTTOM MATERIAL (UG/G) | TOTAL CHROMIUM (CR) (UG/L) | SUSPENDED CHROMIUM (CR) (UG/L) | DISSOLVED CHROMIUM (CR) (UG/L) | TOTAL CHROMIUM IN BOTTOM MATERIAL (UG/G) | HEXAVALENT CHROMIUM (CR6) (UG/L) |
|---|---|---|---|---|---|---|---|---|---|---|---|---|
| MAR , 1978 | | | | | | | | | | | | |
| 23... | 0 | 0 | -- | 1 | 1 | 0 | -- | 10 | 10 | 0 | -- | 0 |
| 23... | 0 | 0 | -- | 1 | 1 | 0 | -- | 20 | 20 | 0 | -- | 0 |
| 23... | 20 | 0 | 10 | 1 | 1 | 0 | .18 | -- | -- | -- | 50 | -- |
| 23... | 0 | 0 | -- | 0 | 0 | 0 | -- | 20 | 20 | 0 | -- | 0 |

< Actual value is known to be less than the value shown.

TABLE 2.--CHEMICAL AND PHYSICAL CONSTITUENTS, BAPTISTE COLLETTE BAYOU--Continued

291937089184600 BAPTISTE COLLETTE BAYOU AT MILE 3.6, NEAR VENICE, LA--Continued

WATER QUALITY DATA

| DATE | TOTAL COPPER (CU) (UG/L) | SUS-PENDED COPPER (CU) (UG/L) | DIS-SOLVED COPPER (CU) (UG/L) | TOTAL COPPER IN BOTTOM MA-TERIAL (UG/G) | DIS-SOLVED IRON (FE) (UG/L) | TOTAL LEAD (PB) (UG/L) | SUS-PENDED LEAD (PB) (UG/L) | DIS-SOLVED LEAD (PB) (UG/L) | TOTAL LEAD IN BOTTOM MA-TERIAL (UG/G) | TOTAL MAN-GANESE (MN) (UG/L) | SUS-PENDED MAN-GANESE (MN) (UG/L) | DIS-SOLVED MAN-GANESE (MN) (UG/L) |
|---|---|---|---|---|---|---|---|---|---|---|---|---|
| MAR , 1978 | | | | | | | | | | | | |
| 23... | 8 | 4 | 4 | -- | 30 | 5 | 5 | 0 | -- | 180 | 170 | 10 |
| 23... | 8 | 2 | 6 | -- | 70 | 4 | 4 | 0 | -- | 180 | 170 | 10 |
| 23... | 35 | 29 | 6 | 4 | 30 | 15 | 15 | 0 | 10 | 180 | 160 | 20 |
| 23... | 23 | 19 | 4 | -- | 20 | 10 | 10 | 0 | -- | 110 | 100 | 10 |

| DATE | TOTAL MANGA-NESE IN BOTTOM MA-TERIAL (UG/G) | TOTAL MERCURY (HG) (UG/L) | SUS-PENDED MERCURY (HG) (UG/L) | DIS-SOLVED MERCURY (HG) (UG/L) | TOTAL MERCURY IN BOTTOM MA-TERIAL (UG/G) | TOTAL NICKEL (NI) (UG/L) | SUS-PENDED NICKEL (NI) (UG/L) | DIS-SOLVED NICKEL (NI) (UG/L) | TOTAL NICKEL IN BOTTOM MA-TERIAL (UG/G) | TOTAL SELE-NIUM (SE) (UG/L) | SUS-PENDED SELE-NIUM (SE) (UG/L) | DIS-SOLVED SELE-NIUM (SE) (UG/L) |
|---|---|---|---|---|---|---|---|---|---|---|---|---|
| MAR , 1978 | | | | | | | | | | | | |
| 23... | -- | .0 | .0 | .0 | -- | 8 | 8 | 0 | -- | 1 | 0 | 1 |
| 23... | -- | .0 | .0 | .0 | -- | 8 | 4 | 4 | -- | 1 | 0 | 1 |
| 23... | 2300 | .0 | .0 | .0 | .03 | 16 | 16 | 0 | 5 | 0 | 0 | -- |
| 23... | -- | .0 | .0 | .0 | -- | 12 | 12 | 0 | -- | 0 | 0 | 0 |

| DATE | TOTAL SELE-NIUM IN BOTTOM MA-TERIAL (UG/G) | DIS-SOLVED VANA-DIUM (V) (UG/L) | TOTAL ZINC (ZN) (UG/L) | SUS-PENDED ZINC (ZN) (UG/L) | DIS-SOLVED ZINC (ZN) (UG/L) | TOTAL ZINC IN BOTTOM MA-TERIAL (UG/G) | TOTAL ORGANIC CARBON (C) (MG/L) | CYANIDE (CN) (MG/L) | TOTAL CYANIDE IN BOTTOM MA-TERIAL (UG/G) | PHENOLS (UG/L) | OIL GREASE TOTAL RECOVER ABLE (MG/L) | OIL GREASE TOTAL IN BOTTOM MATER. (MG/KG) |
|---|---|---|---|---|---|---|---|---|---|---|---|---|
| MAR , 1978 | | | | | | | | | | | | |
| 23... | -- | 1.0 | 30 | 30 | 0 | -- | 5.2 | .00 | -- | 1 | 0 | -- |
| 23... | -- | 1.0 | 300 | 20 | 10 | -- | 5.6 | .00 | -- | 0 | 0 | -- |
| 23... | 0 | -- | 70 | 70 | 0 | 230 | 26 | .00 | 0 | 1 | 0 | 0 |
| 23... | -- | -- | 50 | 50 | 0 | -- | 11 | .00 | -- | 0 | -- | -- |

| DATE | TOTAL PCB (UG/L) | PCB IN BOTTOM MA-TERIAL (UG/KG) | POLY-CHLO-RINATED NAPH-THA-LENES (UG/L) | PCN TOTAL IN BOTTOM MATRL DRY WT. (UG/KG) | TOTAL ALDRIN (UG/L) | ALDRIN IN BOTTOM MA-TERIAL (UG/KG) | TOTAL CHLOR-DANE (UG/L) | CHLOR-DANE IN BOTTOM MA-TERIAL (UG/KG) | TOTAL DDD (UG/L) | DDD IN BOTTOM MA-TERIAL (UG/KG) | TOTAL DDE (UG/L) | DDE IN BOTTOM MA-TERIAL (UG/KG) |
|---|---|---|---|---|---|---|---|---|---|---|---|---|
| MAR , 1978 | | | | | | | | | | | | |
| 23... | .0 | -- | .00 | -- | .000 | -- | .0 | -- | .000 | -- | .000 | -- |
| 23... | .0 | -- | .00 | -- | .000 | -- | .0 | -- | .000 | -- | .000 | -- |
| 23... | .0 | 0 | .00 | .0 | .000 | .0 | .0 | 0 | .003 | .2 | .004 | .0 |
| 23... | .0 | -- | .00 | -- | .000 | -- | .0 | -- | .000 | -- | .000 | -- |

| DATE | TOTAL DDT (UG/L) | DDT IN BOTTOM MA-TERIAL (UG/KG) | TOTAL DI-AZINON (UG/L) | DI-AZINON IN BOTTOM MA-TERIAL (UG/KG) | TOTAL DI-ELDRIN (UG/L) | DI-ELDRIN IN BOTTOM MA-TERIAL (UG/KG) | TOTAL ENDO-SULFAN (UG/L) | TOTAL ENDRIN (UG/L) | ENDRIN IN BOTTOM MA-TERIAL (UG/KG) | TOTAL ETHION (UG/L) | ETHION IN BOTTOM MA-TERIAL (UG/KG) | TOTAL HEPTA-CHLOR (UG/L) |
|---|---|---|---|---|---|---|---|---|---|---|---|---|
| MAR , 1978 | | | | | | | | | | | | |
| 23... | .000 | -- | .01 | -- | .003 | -- | .000 | .000 | -- | .00 | -- | .000 |
| 23... | .000 | -- | .01 | -- | .004 | -- | .000 | .000 | -- | .00 | -- | .000 |
| 23... | .000 | .0 | .00 | .0 | .001 | .0 | .000 | .000 | .0 | .00 | .0 | .000 |
| 23... | .000 | -- | .00 | -- | .001 | -- | .000 | .000 | -- | .00 | -- | .000 |

TABLE 2.--CHEMICAL AND PHYSICAL CONSTITUENTS, BAPTISTE COLLETTE BAYOU--Continued

291937089184600 BAPTISTE COLLETTE BAYOU AT MILE 3.6, NEAR VENICE, LA--Continued

WATER QUALITY DATA

| DATE | HEPTA-CHLOR IN BOTTOM MA-TERIAL (UG/KG) | TOTAL HEPTA-CHLOR EPOXIDE (UG/L) | HEPTA-CHLOR EPOXIDE IN BOT-TOM MA-TERIAL (UG/KG) | TOTAL LINDANE (UG/L) | LINDANE IN BOTTOM MA-TERIAL (UG/KG) | TOTAL MALA-THION (UG/L) | MALA-THION IN BOTTOM MA-TERIAL (UG/KG) | TOTAL METH-OXY-CHLOR (UG/L) | TOTAL METHYL PARA-THION (UG/L) | METHYL PARA-THION IN BOT-TOM MA-TERIAL (UG/KG) | TOTAL METHYL TRI-THION (UG/L) | METHYL TRI-THION IN BOT-TOM MA-TERIAL (UG/KG) |
|---|---|---|---|---|---|---|---|---|---|---|---|---|
| MAR , 1978 | | | | | | | | | | | | |
| 23... | -- | .000 | -- | .000 | -- | .00 | -- | .00 | .00 | -- | .00 | -- |
| 23... | -- | .000 | -- | .004 | -- | .00 | -- | .00 | .00 | -- | .00 | -- |
| 23... | .0 | .000 | .0 | .001 | .0 | .00 | .0 | .00 | .00 | .0 | .00 | .0 |
| 23... | -- | .000 | -- | .002 | -- | .00 | -- | .00 | .00 | -- | .00 | -- |

| DATE | TOTAL MIREX (UG/L) | MIREX IN BOT-TOM MA-TERIALS (UG/KG DRY SOLIDS) | TOTAL PARA-THION (UG/L) | PARA-THION IN BOTTOM MA-TERIAL (UG/KG) | PER-THANE TOTAL (UG/L) | TOTAL TOX-APHENE (UG/L) | TOX-APHENE IN BOTTOM MA-TERIAL (UG/KG) | TOTAL TRI-THION (UG/L) | TRI-THION IN BOTTOM MA-TERIAL (UG/KG) | TOTAL 2,4-D (UG/L) | TOTAL 2,4,5-T (UG/L) | TOTAL SILVEX (UG/L) |
|---|---|---|---|---|---|---|---|---|---|---|---|---|
| MAR , 1978 | | | | | | | | | | | | |
| 23... | .00 | -- | .00 | -- | .00 | .0 | -- | .00 | -- | .11 | .04 | .00 |
| 23... | .00 | -- | .00 | -- | .00 | .0 | -- | .00 | -- | .10 | .04 | .00 |
| 23... | .00 | .0 | .00 | .0 | .00 | .0 | 0 | .00 | .0 | .10 | .04 | .00 |
| 23... | .00 | -- | .00 | -- | .00 | .0 | -- | .00 | -- | .08 | .05 | .00 |

TABLE 3.--CHEMICAL AND PHYSICAL CONSTITUENTS, MISSISSIPPI RIVER AT TIGER PASS

291113089214800 TIGER PASS AT MILE 6.4, NEAR VENICE, LA

WATER QUALITY DATA

| DATE | TIME | SPECIFIC CONDUCTANCE (MICROMHOS) | PH (UNITS) | COLOR (PLATINUM-COBALT UNITS) | TURBIDITY (JTU) | SETTLEABLE MATTER (ML/L/HR) | CHEMICAL OXYGEN DEMAND (HIGH LEVEL) (MG/L) | COD IN BOTTOM MATERIAL (MG/KG) | HARDNESS (CA,MG) (MG/L) | NONCARBONATE HARDNESS (MG/L) | DISSOLVED CALCIUM (CA) (MG/L) | DISSOLVED MAGNESIUM (MG) (MG/L) |
|---|---|---|---|---|---|---|---|---|---|---|---|---|
| MAY , 1978 | | | | | | | | | | | | |
| 12... | UPSTREAM | 382 | 7.8 | 10 | 130 | <1.0 | 28 | -- | 160 | 50 | 42 | 13 |
| 12... | DOWNSTREAM | 381 | 7.5 | 15 | 90 | <1.0 | 21 | -- | 150 | 54 | 40 | 13 |
| 12... | EFFLUENT | 3790 | 7.8 | 15 | 20 | 850 | 40 | 8000 | 390 | 200 | 57 | 59 |
| 12... | DISPOSAL AREA | 5520 | 7.7 | 20 | 10 | 950 | 55 | -- | 840 | 570 | 170 | 100 |

| DATE | DISSOLVED SODIUM (NA) (MG/L) | PERCENT SODIUM | SODIUM ADSORPTION RATIO | DISSOLVED POTASSIUM (K) (MG/L) | BICARBONATE (HCO3) (MG/L) | CARBONATE (CO3) (MG/L) | ALKALINITY AS CACO3 (MG/L) | CARBON DIOXIDE (CO2) (MG/L) | DISSOLVED SULFATE (SO4) (MG/L) | DISSOLVED CHLORIDE (CL) (MG/L) | TOTAL NONFILTRABLE RESIDUE (MG/L) | SUSPENDED SOLIDS (MG/L) |
|---|---|---|---|---|---|---|---|---|---|---|---|---|
| MAY , 1978 | | | | | | | | | | | | |
| 12... | 16 | 18 | .0 | 3.7 | 132 | 0 | 108 | 3.3 | 48 | 25 | 244 | 244 |
| 12... | 16 | 18 | .6 | 3.5 | 121 | 0 | 99 | 6.1 | 48 | 24 | 32 | 142 |
| 12... | 780 | 80 | 17 | 39 | 232 | 0 | 190 | 5.9 | 41 | 1400 | 12 | 30 |
| 12... | 940 | 70 | 14 | 47 | 328 | 0 | 269 | 10 | 37 | 1800 | 11 | 9 |

| DATE | LOSS ON IGNITION IN BOTTOM MATERIAL (MG/KG) | VOL. NONFILTRABLE RESIDUE (MG/L) | TOTAL NITRATE (N) (MG/L) | TOTAL NITRITE (N) (MG/L) | TOTAL NITRITE PLUS NITRATE (N) (MG/L) | TOTAL AMMONIA NITROGEN (N) (MG/L) | DISSOLVED AMMONIA NITROGEN (N) (MG/L) | TOTAL AMMONIA NITROGEN IN BOTTOM MAT. (MG/KG) | DISSOLVED AMMONIA (NH4) (MG/L) | TOTAL ORGANIC NITROGEN (N) (MG/L) | DISSOLVED ORGANIC NITROGEN (N) (MG/L) | TOTAL KJELDAHL NITROGEN (N) (MG/L) |
|---|---|---|---|---|---|---|---|---|---|---|---|---|
| MAY , 1978 | | | | | | | | | | | | |
| 12... | -- | 202 | 2.0 | .01 | 2.0 | .10 | .10 | -- | .21 | .90 | .70 | 1.0 |
| 12... | -- | 32 | 2.0 | .01 | 2.0 | .05 | .05 | -- | .13 | .76 | .62 | .82 |
| 12... | 25100 | 12 | 1.8 | .04 | 1.8 | -- | 2.6 | 29 | 3.3 | -- | 4.5 | 7.5 |
| 12... | -- | 11 | 1.5 | .08 | 1.6 | 6.3 | 4.3 | -- | 5.5 | -- | 5.0 | -- |

| DATE | SUSPENDED KJEL. NITROGEN (N) (MG/L) | DISSOLVED KJEL. NITROGEN (N) (MG/L) | TOTAL KJEL. NITROGEN IN BOTTOM MAT. (MG/KG) | TOTAL NITROGEN (N) (MG/L) | TOTAL NITROGEN (NO3) (MG/L) | TOTAL PHOSPHORUS (P) (MG/L) | DISSOLVED PHOSPHORUS (P) (MG/L) | TOTAL ARSENIC (AS) (UG/L) | SUSPENDED ARSENIC (AS) (UG/L) | DISSOLVED ARSENIC (AS) (UG/L) | TOTAL ARSENIC IN BOTTOM MATERIAL (UG/G) | TOTAL BERYLLIUM (BE) (UG/L) |
|---|---|---|---|---|---|---|---|---|---|---|---|---|
| MAY , 1978 | | | | | | | | | | | | |
| 12... | .20 | .80 | -- | 3.0 | 13 | .28 | .10 | 3 | 1 | 2 | -- | 0 |
| 12... | .15 | .67 | -- | 2.8 | 12 | .21 | .07 | 3 | 2 | 1 | -- | 0 |
| 12... | .40 | 7.1 | 98 | 9.3 | 41 | .08 | .05 | 4 | 0 | 4 | 6 | 0 |
| 12... | -- | 9.3 | -- | -- | -- | .35 | .07 | 8 | 0 | 8 | -- | 5 |

| DATE | SUSPENDED BERYLLIUM (BE) (UG/L) | DISSOLVED BERYLLIUM (BE) (UG/L) | TOTAL BERYLLIUM IN BOTTOM MATERIAL (UG/G) | TOTAL CADMIUM (CD) (UG/L) | SUSPENDED CADMIUM (CD) (UG/L) | DISSOLVED CADMIUM (CD) (UG/L) | TOTAL CADMIUM IN BOTTOM MATERIAL (UG/G) | TOTAL CHROMIUM (CR) (UG/L) | SUSPENDED CHROMIUM (CR) (UG/L) | DISSOLVED CHROMIUM (CR) (UG/L) | TOTAL CHROMIUM IN BOTTOM MATERIAL (UG/G) | HEXAVALENT CHROMIUM (CR6) (UG/L) |
|---|---|---|---|---|---|---|---|---|---|---|---|---|
| MAY , 1978 | | | | | | | | | | | | |
| 12... | 0 | 0 | -- | 0 | 0 | 0 | -- | 15 | 15 | 0 | -- | 0 |
| 12... | 0 | 0 | -- | 0 | 0 | 0 | -- | 15 | 15 | 0 | -- | 0 |
| 12... | 0 | 0 | 0 | 0 | 0 | 0 | .02 | 0 | 0 | 0 | 5 | 0 |
| 12... | 0 | 5 | -- | 0 | 0 | 0 | -- | 15 | 15 | 0 | -- | 0 |

< Actual value is known to be less than the value shown.

TABLE 3.--CHEMICAL AND PHYSICAL CONSTITUENTS, MISSISSIPPI RIVER AT TIGER PASS--Continued

291113089214800 TIGER PASS AT MILE 6.4, NEAR VENICE, LA--Continued

WATER QUALITY DATA

| DATE | TOTAL COPPER (CU) (UG/L) | SUS-PENDED COPPER (CU) (UG/L) | DIS-SOLVED COPPER (CU) (UG/L) | TOTAL COPPER IN BOTTOM MA-TERIAL (UG/G) | DIS-SOLVED IRON (FE) (UG/L) | TOTAL LEAD (PB) (UG/L) | SUS-PENDED LEAD (PB) (UG/L) | DIS-SOLVED LEAD (PB) (UG/L) | TOTAL LEAD IN BOTTOM MA-TERIAL (UG/G) | TOTAL MAN-GANESE (MN) (UG/L) | SUS-PENDED MAN-GANESE (MN) (UG/L) | DIS-SOLVED MAN-GANESE (MN) (UG/L) |
|---|---|---|---|---|---|---|---|---|---|---|---|---|
| MAY , 1978 | | | | | | | | | | | | |
| 12... | 13 | 9 | 4 | -- | 30 | 7 | 7 | 0 | -- | 250 | 220 | 30 |
| 12... | 20 | 17 | 3 | -- | 40 | 9 | 9 | 0 | -- | 180 | 180 | 0 |
| 12... | 15 | 11 | 4 | 80 | 30 | 5 | 4 | 1 | 10 | -- | -- | 280 |
| 12... | 6 | 3 | 3 | -- | 30 | 3 | 3 | 0 | -- | 740 | 50 | 690 |

| DATE | TOTAL MANGA-NESE IN BOTTOM MA-TERIAL (UG/G) | TOTAL MERCURY (HG) (UG/L) | SUS-PENDED MERCURY (HG) (UG/L) | DIS-SOLVED MERCURY (HG) (UG/L) | TOTAL MERCURY IN BOTTOM MA-TERIAL (UG/G) | TOTAL NICKEL (NI) (UG/L) | SUS-PENDED NICKEL (NI) (UG/L) | DIS-SOLVED NICKEL (NI) (UG/L) | TOTAL NICKEL IN BOTTOM MA-TERIAL (UG/G) | TOTAL SELE-NIUM (SE) (UG/L) | SUS-PENDED SELE-NIUM (SE) (UG/L) | DIS-SOLVED SELE-NIUM (SE) (UG/L) |
|---|---|---|---|---|---|---|---|---|---|---|---|---|
| MAY , 1978 | | | | | | | | | | | | |
| 12... | -- | .0 | .0 | .0 | -- | 12 | 12 | 0 | -- | 0 | 0 | 0 |
| 12... | -- | .0 | .0 | .0 | -- | 12 | 12 | 0 | -- | 0 | 0 | 0 |
| 12... | 220 | .0 | .0 | .0 | .03 | 4 | 4 | 0 | 13 | 1 | 1 | 0 |
| 12... | -- | .0 | .0 | .0 | -- | 5 | 5 | 0 | -- | 1 | 1 | 0 |

| DATE | TOTAL SELE-NIUM IN BOTTOM MA-TERIAL (UG/G) | DIS-SOLVED VANA-DIUM (V) (UG/L) | TOTAL ZINC (ZN) (UG/L) | SUS-PENDED ZINC (ZN) (UG/L) | DIS-SOLVED ZINC (ZN) (UG/L) | TOTAL ZINC IN BOTTOM MA-TERIAL (UG/G) | TOTAL ORGANIC CARBON (C) (MG/L) | CYANIDE (CN) (MG/L) | TOTAL CYANIDE IN BOTTOM MA-TERIAL (UG/G) | PHENOLS (UG/L) | OIL GREASE TOTAL RECOVER ABLE (MG/L) | OIL GREASE TOTAL IN BOTTOM MATER. (MG/KG) |
|---|---|---|---|---|---|---|---|---|---|---|---|---|
| MAY , 1978 | | | | | | | | | | | | |
| 12... | -- | 1.0 | 30 | 10 | 20 | -- | 8.0 | .00 | -- | 4 | 0 | -- |
| 12... | -- | 1.0 | 30 | 20 | 10 | -- | 6.1 | .00 | -- | 2 | 0 | -- |
| 12... | 0 | 22 | 20 | 0 | 20 | 24 | 8.6 | .00 | 0 | 2 | -- | 0 |
| 12... | -- | -- | 20 | 0 | 20 | -- | 9.1 | .00 | -- | 3 | -- | -- |

| DATE | TOTAL PCB (UG/L) | PCB IN BOTTOM MA-TERIAL (UG/KG) | POLY-CHLO-RINATED NAPH-THA-LENES (UG/L) | PCN TOTAL IN BOTTOM MATRL DRY WT. (UG/KG) | TOTAL ALDRIN (UG/L) | ALDRIN IN BOTTOM MA-TERIAL (UG/KG) | TOTAL CHLOR-DANE (UG/L) | CHLOR-DANE IN BOTTOM MA-TERIAL (UG/KG) | TOTAL DDD (UG/L) | DDD IN BOTTOM MA-TERIAL (UG/KG) | TOTAL DDE (UG/L) | DDE IN BOTTOM MA-TERIAL (UG/KG) |
|---|---|---|---|---|---|---|---|---|---|---|---|---|
| MAY , 1978 | | | | | | | | | | | | |
| 12... | .0 | -- | .00 | -- | .000 | -- | .0 | -- | .000 | -- | .000 | -- |
| 12... | .0 | -- | .00 | -- | .000 | -- | .0 | -- | .000 | -- | .000 | -- |
| 12... | .0 | 1 | .00 | .0 | .000 | .0 | .0 | 0 | .000 | .3 | .000 | .0 |
| 12... | .0 | -- | .00 | -- | .000 | -- | .0 | -- | .000 | -- | .000 | -- |

| DATE | TOTAL DDT (UG/L) | DDT IN BOTTOM MA-TERIAL (UG/KG) | TOTAL DI-AZINON (UG/L) | DI-AZINON IN BOTTOM MA-TERIAL (UG/KG) | TOTAL DI-ELDRIN (UG/L) | DI-ELDRIN IN BOTTOM MA-TERIAL (UG/KG) | TOTAL ENDO-SULFAN (UG/L) | TOTAL ENDRIN (UG/L) | ENDRIN IN BOTTOM MA-TERIAL (UG/KG) | TOTAL ETHION (UG/L) | ETHION IN BOTTOM MA-TERIAL (UG/KG) | TOTAL HEPTA-CHLOR (UG/L) |
|---|---|---|---|---|---|---|---|---|---|---|---|---|
| MAY , 1978 | | | | | | | | | | | | |
| 12... | .000 | -- | .00 | -- | .001 | -- | .000 | .000 | -- | .00 | -- | .000 |
| 12... | .000 | -- | .00 | -- | .004 | -- | .000 | .000 | -- | .00 | -- | .000 |
| 12... | .000 | .0 | .01 | .0 | .001 | .0 | .000 | .000 | .0 | .00 | .0 | .000 |
| 12... | .000 | -- | .01 | -- | .001 | -- | .000 | .000 | -- | .00 | -- | .000 |

TABLE 3.--CHEMICAL AND PHYSICAL CONSTITUENTS, MISSISSIPPI RIVER AT TIGER PASS--Continued

291113089214800 TIGER PASS AT MILE 6.4, NEAR VENICE, LA--Continued

WATER QUALITY DATA

| DATE | HEPTA-CHLOR IN BOTTOM MA-TERIAL (UG/KG) | TOTAL HEPTA-CHLOR EPOXIDE (UG/L) | HEPTA-CHLOR EPOXIDE IN BOT-TOM MA-TERIAL (UG/KG) | TOTAL LINDANE (UG/L) | LINDANE IN BOTTOM MA-TERIAL (UG/KG) | TOTAL MALA-THION (UG/L) | MALA-THION IN BOTTOM MA-TERIAL (UG/KG) | TOTAL METH-OXY-CHLOR (UG/L) | TOTAL METHYL PARA-THION (UG/L) | METHYL PARA-THION IN BOT-TOM MA-TERIAL (UG/KG) | TOTAL METHYL TRI-THION (UG/L) | METHYL TRI-THION IN BOT-TOM MA-TERIAL (UG/KG) |
|---|---|---|---|---|---|---|---|---|---|---|---|---|
| MAY , 1978 | | | | | | | | | | | | |
| 12... | -- | .000 | -- | .000 | -- | .00 | -- | .00 | .00 | -- | .00 | -- |
| 12... | -- | .001 | -- | .000 | -- | .00 | -- | .00 | .00 | -- | .00 | -- |
| 12... | .0 | .000 | .0 | .000 | .0 | .00 | .0 | .00 | .00 | .0 | .00 | .0 |
| 12... | -- | .001 | -- | .001 | -- | .00 | -- | .00 | .00 | -- | .00 | -- |

| DATE | TOTAL MIREX (UG/L) | MIREX IN BOT-TOM MA-TERIALS (UG/KG DRY SOLIDS) | TOTAL PARA-THION (UG/L) | PARA-THION IN BOTTOM MA-TERIAL (UG/KG) | PER-THANE TOTAL (UG/L) | TOTAL TOX-APHENE (UG/L) | TOX-APHENE IN BOTTOM MA-TERIAL (UG/KG) | TOTAL TRI-THION (UG/L) | TRI-THION IN BOTTOM MA-TERIAL (UG/KG) | TOTAL 2,4-D (UG/L) | TOTAL 2,4,5-T (UG/L) | TOTAL SILVEX (UG/L) |
|---|---|---|---|---|---|---|---|---|---|---|---|---|
| MAY , 1978 | | | | | | | | | | | | |
| 12... | .00 | -- | .00 | -- | .00 | .0 | -- | .00 | -- | .03 | .01 | .00 |
| 12... | .00 | -- | .00 | -- | .00 | .0 | -- | .00 | -- | .02 | .01 | .00 |
| 12... | .00 | .0 | .00 | .0 | .00 | .0 | 0 | .00 | .0 | -- | -- | -- |
| 12... | .00 | -- | .00 | -- | .00 | .0 | -- | .00 | -- | .04 | .01 | .01 |

TABLE 4.--CHEMICAL AND PHYSICAL CONSTITUENTS, BAYOU BLACK

293925091015500 BAYOU BLACK 3.4 MILES SOUTHWEST OF GIBSON, LA

WATER QUALITY DATA

| DATE | TIME | SPECIFIC CONDUCTANCE (MICROMHOS) | PH (UNITS) | COLOR (PLATINUM-COBALT UNITS) | TURBIDITY (JTU) | SETTLEABLE MATTER (ML/L/HR) | CHEMICAL OXYGEN DEMAND (HIGH LEVEL) (MG/L) | HARDNESS (CA,MG) (MG/L) | NONCARBONATE HARDNESS (MG/L) | DISSOLVED CALCIUM (CA) (MG/L) | DISSOLVED MAGNESIUM (MG) (MG/L) | DISSOLVED SODIUM (NA) (MG/L) |
|---|---|---|---|---|---|---|---|---|---|---|---|---|
| NOV , 1977 | | | | | | | | | | | | |
| 02... | UPSTREAM | 204 | 7.5 | 12 | 55 | <1.0 | 160 | 66 | 9 | 19 | 4.5 | 16 |
| 02... | DOWNSTREAM | 298 | 7.2 | 60 | 40 | <1.0 | 62 | 95 | 0 | 24 | 8.5 | 25 |
| 02... | EFFLUENT | 284 | 7.6 | 80 | 45 | <1.0 | 55 | 86 | 0 | 21 | 8.2 | 23 |
| 02... | DISPOSAL AREA | 310 | 7.6 | 60 | 50 | <1.0 | 66 | 100 | 0 | 26 | 9.2 | 25 |

| DATE | PERCENT SODIUM | SODIUM ADSORPTION RATIO | DISSOLVED POTASSIUM (K) (MG/L) | BICARBONATE (HCO3) (MG/L) | CARBONATE (CO3) (MG/L) | ALKALINITY AS CACO3 (MG/L) | CARBON DIOXIDE (CO2) (MG/L) | DISSOLVED SULFATE (SO4) (MG/L) | DISSOLVED CHLORIDE (CL) (MG/L) | TOTAL NONFILTRABLE RESIDUE (MG/L) | VOL. NONFILTRABLE RESIDUE (MG/L) | TOTAL NITRATE (N) (MG/L) |
|---|---|---|---|---|---|---|---|---|---|---|---|---|
| NOV , 1977 | | | | | | | | | | | | |
| 02... | 33 | .9 | 1.7 | 70 | 0 | 57 | 3.5 | 3.5 | 25 | 25 | 174 | .02 |
| 02... | 36 | 1.1 | 1.2 | 120 | 0 | 98 | 12 | 3.4 | 30 | 7 | 37 | .01 |
| 02... | 36 | 1.1 | 1.5 | 120 | 0 | 98 | 4.8 | 3.0 | 31 | 5 | 12 | .03 |
| 02... | 34 | 1.1 | 1.1 | 130 | 0 | 110 | 5.2 | 5.8 | 32 | 6 | 41 | .00 |

| DATE | TOTAL NITRITE (N) (MG/L) | TOTAL NITRITE PLUS NITRATE (N) (MG/L) | TOTAL AMMONIA NITROGEN (N) (MG/L) | DISSOLVED AMMONIA NITROGEN (N) (MG/L) | DISSOLVED AMMONIA (NH4) (MG/L) | TOTAL ORGANIC NITROGEN (N) (MG/L) | DISSOLVED ORGANIC NITROGEN (N) (MG/L) | TOTAL KJELDAHL NITROGEN (N) (MG/L) | SUSPENDED KJEL. NITROGEN (N) (MG/L) | DISSOLVED KJEL. NITROGEN (N) (MG/L) | TOTAL NITROGEN (N) (MG/L) | TOTAL NITROGEN (NO3) (MG/L) |
|---|---|---|---|---|---|---|---|---|---|---|---|---|
| NOV , 1977 | | | | | | | | | | | | |
| 02... | .05 | .07 | .28 | .28 | .36 | 1.0 | 1.0 | 1.3 | .00 | 1.3 | 1.4 | 6.2 |
| 02... | .02 | .03 | .31 | .28 | .36 | -- | 1.1 | -- | -- | 1.4 | -- | -- |
| 02... | .06 | .09 | -- | .28 | .36 | -- | .92 | -- | -- | 1.2 | -- | -- |
| 02... | .02 | .02 | .25 | .16 | .21 | 1.1 | 1.1 | 1.3 | .00 | 1.3 | 1.3 | 5.8 |

| DATE | TOTAL PHOSPHORUS (P) (MG/L) | DISSOLVED PHOSPHORUS (P) (MG/L) | TOTAL ARSENIC (AS) (UG/L) | SUSPENDED ARSENIC (AS) (UG/L) | DISSOLVED ARSENIC (AS) (UG/L) | TOTAL BERYLLIUM (BE) (UG/L) | SUSPENDED BERYLLIUM (BE) (UG/L) | DISSOLVED BERYLLIUM (BE) (UG/L) | TOTAL CADMIUM (CD) (UG/L) | SUSPENDED CADMIUM (CD) (UG/L) | DISSOLVED CADMIUM (CD) (UG/L) | TOTAL CADMIUM IN BOTTOM MATERIAL (UG/G) |
|---|---|---|---|---|---|---|---|---|---|---|---|---|
| NOV , 1977 | | | | | | | | | | | | |
| 02... | .21 | .06 | 3 | 3 | 0 | 0 | 0 | 0 | 0 | 0 | 0 | -- |
| 02... | .15 | .04 | 3 | 1 | 2 | 0 | 0 | 0 | 0 | 0 | 0 | -- |
| 02... | .08 | .04 | 20 | 1 | 1 | 0 | 0 | 0 | 0 | 0 | 0 | .06 |
| 02... | .16 | .04 | 4 | 2 | 2 | 0 | 0 | 0 | 0 | 0 | 0 | -- |

| DATE | TOTAL CHROMIUM (CR) (UG/L) | SUSPENDED CHROMIUM (CR) (UG/L) | DISSOLVED CHROMIUM (CR) (UG/L) | HEXAVALENT CHROMIUM (CR6) (UG/L) | TOTAL COPPER (CU) (UG/L) | SUSPENDED COPPER (CU) (UG/L) | DISSOLVED COPPER (CU) (UG/L) | DISSOLVED IRON (FE) (UG/L) | TOTAL LEAD (PB) (UG/L) | SUSPENDED LEAD (PB) (UG/L) | DISSOLVED LEAD (PB) (UG/L) | TOTAL MANGANESE (MN) (UG/L) |
|---|---|---|---|---|---|---|---|---|---|---|---|---|
| NOV , 1977 | | | | | | | | | | | | |
| 02... | 12 | 4 | 8 | 0 | 11 | 3 | 8 | 220 | 8 | 7 | 1 | 330 |
| 02... | 8 | 0 | 8 | 0 | 10 | 0 | 10 | 100 | 3 | 2 | 1 | 160 |
| 02... | 4 | 0 | 4 | 0 | 12 | 8 | 4 | 130 | 5 | 4 | 1 | 320 |
| 02... | 8 | 0 | 8 | 0 | 12 | 0 | 12 | 80 | 3 | 2 | 1 | 280 |

< Actual value is known to be less than the value shown.

TABLE 4.--CHEMICAL AND PHYSICAL CONSTITUENTS, BAYOU BLACK--Continued

293925091015500 BAYOU BLACK 3.4 MILES SOUTHWEST OF GIBSON, LA--Continued

WATER QUALITY DATA

| DATE | SUS-PENDED MAN-GANESE (MN) (UG/L) | DIS-SOLVED MAN-GANESE (MN) (UG/L) | TOTAL MERCURY (HG) (UG/L) | SUS-PENDED MERCURY (HG) (UG/L) | DIS-SOLVED MERCURY (HG) (UG/L) | TOTAL NICKEL (NI) (UG/L) | SUS-PENDED NICKEL (NI) (UG/L) | DIS-SOLVED NICKEL (NI) (UG/L) | TOTAL SELE-NIUM (SE) (UG/L) | SUS-PENDED SELE-NIUM (SE) (UG/L) | DIS-SOLVED SELE-NIUM (SE) (UG/L) | TOTAL ZINC (ZN) (UG/L) |
|---|---|---|---|---|---|---|---|---|---|---|---|---|
| NOV , 1977 | | | | | | | | | | | | |
| 02... | 150 | 180 | .0 | .0 | .0 | 12 | 10 | 2 | 0 | 0 | 0 | 40 |
| 02... | 20 | 140 | .0 | .0 | .0 | 7 | 6 | 1 | 0 | 0 | 0 | 20 |
| 02... | 20 | 300 | 1.3 | 1.3 | .0 | 24 | 23 | 1 | 0 | 0 | 0 | 80 |
| 02... | 50 | 230 | .0 | .0 | .0 | 5 | 5 | 0 | 0 | 0 | 0 | 20 |

| DATE | SUS-PENDED ZINC (ZN) (UG/L) | DIS-SOLVED ZINC (ZN) (UG/L) | TOTAL ORGANIC CARBON (C) (MG/L) | CYANIDE (CN) (MG/L) | PHENOLS (UG/L) | OIL GREASE TOTAL RECOVER ABLE (MG/L) | TOTAL PCB (UG/L) | PCB IN BOTTOM MA-TERIAL (UG/KG) | POLY-CHLO-RINATED NAPH-THA-LENES (UG/L) | PCN TOTAL IN BOTTOM MATRL DRY WT. (UG/KG) | TOTAL ALDRIN (UG/L) | ALDRIN IN BOTTOM MA-TERIAL (UG/KG) |
|---|---|---|---|---|---|---|---|---|---|---|---|---|
| NOV , 1977 | | | | | | | | | | | | |
| 02... | 10 | 30 | 28 | .00 | 4 | 0 | .0 | -- | .00 | -- | .000 | -- |
| 02... | 10 | 10 | 18 | .00 | 4 | 0 | .0 | -- | .00 | -- | .000 | -- |
| 02... | 60 | 20 | 15 | .00 | 1 | -- | .0 | 0 | .00 | .0 | .000 | .0 |
| 02... | 0 | 20 | 18 | .00 | 4 | 0 | .0 | -- | .00 | -- | .000 | -- |

| DATE | TOTAL CHLOR-DANE (UG/L) | CHLOR-DANE IN BOTTOM MA-TERIAL (UG/KG) | TOTAL DDD (UG/L) | DDD IN BOTTOM MA-TERIAL (UG/KG) | TOTAL DDE (UG/L) | DDE IN BOTTOM MA-TERIAL (UG/KG) | TOTAL DDT (UG/L) | DDT IN BOTTOM MA-TERIAL (UG/KG) | TOTAL DI-AZINON (UG/L) | DI-AZINON IN BOTTOM MA-TERIAL (UG/KG) | TOTAL DI-ELDRIN (UG/L) | DI-ELDRIN IN BOTTOM MA-TERIAL (UG/KG) |
|---|---|---|---|---|---|---|---|---|---|---|---|---|
| NOV , 1977 | | | | | | | | | | | | |
| 02... | .0 | -- | .000 | -- | .000 | -- | .000 | -- | .00 | -- | .000 | -- |
| 02... | .0 | -- | .000 | -- | .000 | -- | .000 | -- | .40 | -- | .007 | -- |
| 02... | .0 | 0 | .000 | .0 | .000 | .0 | .000 | .0 | .05 | .0 | .001 | .0 |
| 02... | .0 | -- | .000 | -- | .000 | -- | .000 | -- | .00 | -- | .000 | -- |

| DATE | TOTAL ENDO-SULFAN (UG/L) | TOTAL ENDRIN (UG/L) | ENDRIN IN BOTTOM MA-TERIAL (UG/KG) | TOTAL ETHION (UG/L) | ETHION IN BOTTOM MA-TERIAL (UG/KG) | TOTAL HEPTA-CHLOR (UG/L) | HEPTA-CHLOR IN BOTTOM MA-TERIAL (UG/KG) | TOTAL HEPTA-CHLOR EPOXIDE (UG/L) | HEPTA-CHLOR EPOXIDE IN BOT-TOM MA-TERIAL (UG/KG) | TOTAL LINDANE (UG/L) | LINDANE IN BOTTOM MA-TERIAL (UG/KG) | TOTAL MALA-THION (UG/L) |
|---|---|---|---|---|---|---|---|---|---|---|---|---|
| NOV , 1977 | | | | | | | | | | | | |
| 02... | .000 | .000 | -- | .00 | -- | .000 | -- | .000 | -- | .000 | -- | .00 |
| 02... | .000 | .000 | -- | .00 | -- | .001 | -- | .001 | -- | .024 | -- | .00 |
| 02... | .000 | .000 | .0 | .00 | .0 | .000 | .0 | .000 | .0 | .000 | .0 | .00 |
| 02... | .000 | .000 | -- | .00 | -- | .000 | -- | .000 | -- | .000 | -- | .00 |

| DATE | MALA-THION IN BOTTOM MA-TERIAL (UG/KG) | TOTAL METH-OXY-CHLOR (UG/L) | TOTAL METHYL PARA-THION (UG/L) | METHYL PARA-THION IN BOT-TOM MA-TERIAL (UG/KG) | TOTAL METHYL TRI-THION (UG/L) | METHYL TRI-THION IN BOT-TOM MA-TERIAL (UG/KG) | TOTAL MIREX (UG/L) | MIREX IN BOT-TOM MA-TERIALS (UG/KG DRY SOLIDS) | TOTAL PARA-THION (UG/L) | PARA-THION IN BOTTOM MA-TERIAL (UG/KG) | PER-THANE TOTAL (UG/L) | TOTAL TOX-APHENE (UG/L) |
|---|---|---|---|---|---|---|---|---|---|---|---|---|
| NOV , 1977 | | | | | | | | | | | | |
| 02... | -- | .00 | .00 | -- | .00 | -- | .00 | -- | .00 | -- | .00 | .0 |
| 02... | -- | .00 | .00 | -- | .00 | -- | .00 | -- | .00 | -- | .00 | .0 |
| 02... | .0 | .00 | .00 | .0 | .00 | .0 | .00 | .0 | .00 | .0 | .00 | .0 |
| 02... | -- | .00 | .00 | -- | .00 | -- | .00 | -- | .00 | -- | .00 | .0 |

| DATE | TOX-APHENE IN BOTTOM MA-TERIAL (UG/KG) | TOTAL TRI-THION (UG/L) | TRI-THION IN BOTTOM MA-TERIAL (UG/KG) | TOTAL 2,4-D (UG/L) | TOTAL 2,4,5-T (UG/L) | TOTAL SILVEX (UG/L) |
|---|---|---|---|---|---|---|
| NOV , 1977 | | | | | | |
| 02... | -- | .00 | -- | .01 | .01 | .00 |
| 02... | -- | .00 | -- | .00 | .01 | .00 |
| 02... | 0 | .00 | .0 | .02 | .01 | .00 |
| 02... | -- | .00 | -- | .07 | .01 | .00 |

TABLE 4.--CHEMICAL AND PHYSICAL CONSTITUENTS, BAYOU BLACK--Continued

293903091015800 BAYOU BLACK 3.5 MILES SOUTHWEST OF GIBSON, LA

WATER QUALITY DATA

| DATE | TIME | SPECIFIC CONDUCTANCE (MICROMHOS) | PH (UNITS) | COLOR (PLATINUM-COBALT UNITS) | TURBIDITY (JTU) | SETTLEABLE MATTER (ML/L/HR) | CHEMICAL OXYGEN DEMAND (HIGH LEVEL) (MG/L) | COD IN BOTTOM MATERIAL (MG/KG) | HARDNESS (CA,MG) (MG/L) | NONCARBONATE HARDNESS (MG/L) | DISSOLVED CALCIUM (CA) (MG/L) |
|---|---|---|---|---|---|---|---|---|---|---|---|
| SEP , 1977 | | | | | | | | | | | |
| 22... | UPSTREAM | 131 | 7.0 | 120 | 4 | <1.0 | 67 | -- | 41 | 5 | 11 |
| 22... | DOWNSTREAM | 136 | 6.9 | 120 | 20 | <1.0 | 75 | -- | 41 | 2 | 11 |
| 22... | EFFLUENT | 486 | 7.1 | 50 | -- | -- | 99 | 7700 | 140 | 0 | 33 |
| 22... | DISPOSAL AREA | 323 | 7.1 | 70 | 15 | <1.0 | 74 | -- | 100 | 0 | 26 |
| OCT | | | | | | | | | | | |
| 20... | UPSTREAM | 361 | 7.0 | 120 | 85 | <1.0 | 73 | -- | 71 | 20 | 16 |
| 20... | DOWNSTREAM | 235 | 7.3 | 80 | 55 | <1.0 | 21 | -- | 72 | 8 | 20 |
| 20... | DISPOSAL AREA | 319 | 7.3 | 120 | 90 | <1.0 | 63 | -- | 91 | 0 | 22 |

| DATE | DISSOLVED MAGNESIUM (MG) (MG/L) | DISSOLVED SODIUM (NA) (MG/L) | PERCENT SODIUM | SODIUM ADSORPTION RATIO | DISSOLVED POTASSIUM (K) (MG/L) | BICARBONATE (HCO3) (MG/L) | CARBONATE (CO3) (MG/L) | ALKALINITY AS CACO3 (MG/L) | CARBON DIOXIDE (CO2) (MG/L) | DISSOLVED SULFATE (SO4) (MG/L) | DISSOLVED CHLORIDE (CL) (MG/L) |
|---|---|---|---|---|---|---|---|---|---|---|---|
| SEP , 1977 | | | | | | | | | | | |
| 22... | 3.4 | 9.5 | 32 | .6 | 2.1 | 45 | 0 | 37 | 7.2 | 3.1 | 15 |
| 22... | 3.4 | 10 | 33 | .7 | 2.1 | 48 | 0 | 39 | 9.7 | 3.3 | 15 |
| 22... | 13 | 41 | 38 | 1.5 | 5.4 | 180 | 0 | 150 | 23 | 8.1 | 49 |
| 22... | 9.1 | 24 | 33 | 1.0 | 3.3 | 127 | 0 | 100 | 16 | 4.5 | 30 |
| OCT | | | | | | | | | | | |
| 20... | 7.5 | 40 | 54 | 2.1 | 2.7 | 62 | 0 | 51 | 9.9 | 13 | 66 |
| 20... | 5.4 | 19 | 34 | .9 | 1.5 | 78 | 0 | 64 | 6.3 | 8.1 | 25 |
| 20... | 8.8 | 32 | 43 | 1.5 | 1.1 | 122 | 0 | 100 | 9.8 | 8.1 | 34 |

| DATE | TOTAL NONFILTRABLE RESIDUE (MG/L) | SUSPENDED SOLIDS (MG/L) | LOSS ON IGNITION IN BOTTOM MATERIAL (MG/KG) | VOL. NONFILTRABLE RESIDUE (MG/L) | TOTAL NITRATE (N) (MG/L) | TOTAL NITRITE (N) (MG/L) | TOTAL NITRITE PLUS NITRATE (N) (MG/L) | TOTAL AMMONIA NITROGEN (N) (MG/L) | DISSOLVED AMMONIA NITROGEN (N) (MG/L) | TOTAL AMMONIA NITROGEN IN BOTTOM MAT. (MG/KG) | DISSOLVED AMMONIA (NH4) (MG/L) |
|---|---|---|---|---|---|---|---|---|---|---|---|
| SEP , 1977 | | | | | | | | | | | |
| 22... | 24 | 24 | -- | 18 | .00 | .00 | .00 | .16 | .16 | -- | .21 |
| 22... | 70 | 70 | -- | 38 | .00 | .00 | .00 | .19 | .10 | -- | .13 |
| 22... | 130 | 132 | 100000 | 38 | .01 | .00 | .01 | 5.2 | -- | 4.4 | -- |
| 22... | 36 | 36 | -- | 26 | .01 | .00 | .01 | 2.0 | 1.9 | -- | 2.4 |
| OCT | | | | | | | | | | | |
| 20... | 218 | -- | -- | 40 | .04 | .01 | .05 | -- | .38 | -- | .49 |
| 20... | -- | -- | -- | -- | .05 | .01 | .06 | .14 | .14 | -- | .18 |
| 20... | 68 | -- | -- | 9 | .07 | .03 | .10 | .27 | .27 | -- | .35 |

| DATE | TOTAL ORGANIC NITROGEN (N) (MG/L) | DISSOLVED ORGANIC NITROGEN (N) (MG/L) | TOTAL KJELDAHL NITROGEN (N) (MG/L) | SUSPENDED KJEL. NITROGEN (N) (MG/L) | DISSOLVED KJEL. NITROGEN (N) (MG/L) | TOTAL KJEL. NITROGEN IN BOTTOM MAT. (MG/KG) | TOTAL NITROGEN (N) (MG/L) | TOTAL NITROGEN (NO3) (MG/L) | TOTAL PHOSPHORUS (P) (MG/L) | DISSOLVED PHOSPHORUS (P) (MG/L) | TOTAL ARSENIC (AS) (UG/L) |
|---|---|---|---|---|---|---|---|---|---|---|---|
| SEP , 1977 | | | | | | | | | | | |
| 22... | .97 | .78 | 1.1 | .16 | .94 | -- | 1.1 | 4.9 | 3.4 | 2.2 | 2 |
| 22... | 1.0 | .90 | 1.2 | .20 | 1.0 | -- | 1.2 | 5.3 | .39 | .16 | 3 |
| 22... | 2.7 | -- | 7.9 | -- | -- | 23 | 7.9 | 35 | .12 | .03 | 30 |
| 22... | 1.1 | .80 | 3.1 | .40 | 2.7 | -- | 3.1 | 14 | .57 | .19 | 15 |
| OCT | | | | | | | | | | | |
| 20... | -- | 1.0 | -- | -- | 1.4 | -- | -- | -- | .25 | .02 | 4 |
| 20... | .96 | .96 | 1.1 | .00 | 1.1 | -- | 1.2 | 5.3 | .12 | .08 | 3 |
| 20... | 1.1 | 1.1 | 1.4 | .00 | 1.4 | -- | 1.5 | 6.6 | .33 | .06 | 4 |

< Actual value is known to be less than the value shown.

TABLE 4.--CHEMICAL AND PHYSICAL CONSTITUENTS, BAYOU BLACK--Continued

293903091015800 BAYOU BLACK 3.5 MILES SOUTHWEST OF GIBSON, LA--Continued

WATER QUALITY DATA

| DATE | SUS-PENDED ARSENIC (AS) (UG/L) | DIS-SOLVED ARSENIC (AS) (UG/L) | TOTAL ARSENIC IN BOTTOM MA-TERIAL (UG/G) | TOTAL BERYL-LIUM (BE) (UG/L) | SUS-PENDED BERYL-LIUM (BE) (UG/L) | DIS-SOLVED BERYL-LIUM (BE) (UG/L) | TOTAL BERYL-LIUM IN BOTTOM MA-TERIAL (UG/G) | TOTAL CAD-MIUM (CD) (UG/L) | SUS-PENDED CAD-MIUM (CD) (UG/L) | DIS-SOLVED CAD-MIUM (CD) (UG/L) | TOTAL CADMIUM IN BOTTOM MA-TERIAL (UG/G) |
|---|---|---|---|---|---|---|---|---|---|---|---|
| SEP , 1977 | | | | | | | | | | | |
| 22... | 0 | 2 | -- | 0 | 0 | 0 | -- | <10 | <10 | 0 | -- |
| 22... | 0 | 3 | -- | 10 | 0 | 10 | -- | <10 | <10 | 0 | -- |
| 22... | 14 | 16 | 6 | 0 | 0 | 0 | 0 | <10 | <10 | 0 | .01 |
| 22... | 5 | 10 | -- | 0 | 0 | 0 | -- | <10 | <9 | 1 | -- |
| OCT | | | | | | | | | | | |
| 20... | 2 | 2 | -- | 0 | 0 | 0 | -- | 0 | 0 | 0 | -- |
| 20... | 2 | 1 | -- | 0 | 0 | 0 | -- | 0 | 0 | 0 | -- |
| 20... | 2 | 2 | -- | 0 | 0 | 0 | -- | 0 | 0 | 0 | -- |

| DATE | TOTAL CHRO-MIUM (CR) (UG/L) | SUS-PENDED CHRO-MIUM (CR) (UG/L) | DIS-SOLVED CHRO-MIUM (CR) (UG/L) | TOTAL CHRO-MIUM IN BOTTOM MA-TERIAL (UG/G) | HEXA-VALENT CHRO-MIUM (CR6) (UG/L) | TOTAL COPPER (CU) (UG/L) | SUS-PENDED COPPER (CU) (UG/L) | DIS-SOLVED COPPER (CU) (UG/L) | TOTAL COPPER IN BOTTOM MA-TERIAL (UG/G) | DIS-SOLVED IRON (FE) (UG/L) | TOTAL LEAD (PB) (UG/L) |
|---|---|---|---|---|---|---|---|---|---|---|---|
| SEP , 1977 | | | | | | | | | | | |
| 22... | 10 | 0 | 10 | -- | 0 | <10 | <9 | 1 | -- | 1100 | <100 |
| 22... | 10 | 10 | 0 | -- | 0 | <10 | <7 | 3 | -- | 610 | <100 |
| 22... | 20 | 20 | 0 | 24 | 0 | 10 | 7 | 3 | 8 | 210 | <100 |
| 22... | 0 | 0 | 0 | -- | 0 | <10 | <5 | 5 | -- | 170 | <100 |
| OCT | | | | | | | | | | | |
| 20... | 4 | 4 | 0 | -- | 0 | 15 | 7 | 8 | -- | 240 | 9 |
| 20... | 0 | 0 | 0 | -- | 0 | 9 | 0 | 9 | -- | 230 | 7 |
| 20... | 4 | 4 | 0 | -- | 0 | 15 | 3 | 12 | -- | 110 | 6 |

| DATE | SUS-PENDED LEAD (PB) (UG/L) | DIS-SOLVED LEAD (PB) (UG/L) | TOTAL LEAD IN BOTTOM MA-TERIAL (UG/G) | TOTAL MAN-GANESE (MN) (UG/L) | SUS-PENDED MAN-GANESE (MN) (UG/L) | DIS-SOLVED MAN-GANESE (MN) (UG/L) | TOTAL MANGA-NESE IN BOTTOM MA-TERIAL (UG/G) | TOTAL MERCURY (HG) (UG/L) | SUS-PENDED MERCURY (HG) (UG/L) | DIS-SOLVED MERCURY (HG) (UG/L) | TOTAL MERCURY IN BOTTOM MA-TERIAL (UG/G) |
|---|---|---|---|---|---|---|---|---|---|---|---|
| SEP , 1977 | | | | | | | | | | | |
| 22... | <85 | 15 | -- | 300 | 90 | 210 | -- | .0 | .0 | .0 | -- |
| 22... | <99 | 1 | -- | 380 | 130 | 250 | -- | .0 | .0 | .0 | -- |
| 22... | <100 | 0 | 10 | 620 | 130 | 490 | 230 | .0 | .0 | .0 | .02 |
| 22... | <95 | 5 | -- | 460 | 200 | 260 | -- | .0 | .0 | .0 | -- |
| OCT | | | | | | | | | | | |
| 20... | 8 | 1 | -- | 340 | 150 | 190 | -- | .0 | .0 | .0 | -- |
| 20... | 6 | 1 | -- | 260 | 180 | 80 | -- | .0 | .0 | .0 | -- |
| 20... | 5 | 1 | -- | 260 | 50 | 210 | -- | .0 | .0 | .0 | -- |

| DATE | TOTAL NICKEL (NI) (UG/L) | SUS-PENDED NICKEL (NI) (UG/L) | DIS-SOLVED NICKEL (NI) (UG/L) | TOTAL NICKEL IN BOTTOM MA-TERIAL (UG/G) | TOTAL SELE-NIUM (SE) (UG/L) | SUS-PENDED SELE-NIUM (SE) (UG/L) | DIS-SOLVED SELE-NIUM (SE) (UG/L) | TOTAL SELE-NIUM IN BOTTOM MA-TERIAL (UG/G) | TOTAL ZINC (ZN) (UG/L) | SUS-PENDED ZINC (ZN) (UG/L) | DIS-SOLVED ZINC (ZN) (UG/L) |
|---|---|---|---|---|---|---|---|---|---|---|---|
| SEP , 1977 | | | | | | | | | | | |
| 22... | <50 | <50 | 0 | -- | 0 | 0 | 0 | -- | 10 | 0 | 10 |
| 22... | <50 | <50 | 0 | -- | 0 | 0 | 0 | -- | 20 | 10 | 10 |
| 22... | <50 | <50 | 0 | 10 | 0 | 0 | 0 | 0 | 20 | 20 | 0 |
| 22... | <50 | <47 | 3 | -- | 0 | 0 | 0 | -- | 20 | 0 | 20 |
| OCT | | | | | | | | | | | |
| 20... | 24 | 22 | 2 | -- | 0 | 0 | 0 | -- | 60 | 40 | 20 |
| 20... | 7 | 7 | 0 | -- | 0 | 0 | 0 | -- | 30 | 20 | 10 |
| 20... | 11 | 11 | 0 | -- | 0 | 0 | 0 | -- | -- | -- | 100 |

< Actual value is known to be less than the value shown.

TABLE 4.--CHEMICAL AND PHYSICAL CONSTITUENTS, BAYOU BLACK--Continued

293903091015800 BAYOU BLACK 3.5 MILES SOUTHWEST OF GIBSON, LA--Continued

WATER QUALITY DATA

| DATE | TOTAL ZINC IN BOTTOM MATERIAL (UG/G) | TOTAL ORGANIC CARBON (C) (MG/L) | CYANIDE (CN) (MG/L) | TOTAL CYANIDE IN BOTTOM MATERIAL (UG/G) | PHENOLS (UG/L) | OIL GREASE TOTAL RECOVERABLE (MG/L) | OIL GREASE TOTAL IN BOTTOM MATER. (MG/KG) | TOTAL PCB (UG/L) | PCB IN BOTTOM MATERIAL (UG/KG) | POLYCHLORINATED NAPHTHALENES (UG/L) | PCN TOTAL IN BOTTOM MATRL DRY WT. (UG/KG) |
|---|---|---|---|---|---|---|---|---|---|---|---|
| SEP , 1977 | | | | | | | | | | | |
| 22... | -- | 18 | .00 | -- | 4 | 0 | -- | .0 | -- | .00 | -- |
| 22... | -- | 20 | .00 | -- | 4 | 0 | -- | .0 | -- | .00 | -- |
| 22... | 27 | 21 | .00 | 0 | 6 | -- | 0 | .0 | 1 | .00 | .0 |
| 22... | -- | 18 | .00 | -- | 4 | 0 | -- | .0 | -- | .00 | -- |
| OCT | | | | | | | | | | | |
| 20... | -- | 22 | .00 | -- | 1 | 0 | -- | .0 | -- | .00 | -- |
| 20... | -- | 16 | .00 | -- | 0 | 0 | -- | .0 | -- | .00 | -- |
| 20... | -- | 18 | .00 | -- | 0 | 0 | -- | .0 | -- | .00 | -- |

| DATE | TOTAL ALDRIN (UG/L) | ALDRIN IN BOTTOM MATERIAL (UG/KG) | TOTAL CHLORDANE (UG/L) | CHLORDANE IN BOTTOM MATERIAL (UG/KG) | TOTAL DDD (UG/L) | DDD IN BOTTOM MATERIAL (UG/KG) | TOTAL DDE (UG/L) | DDE IN BOTTOM MATERIAL (UG/KG) | TOTAL DDT (UG/L) | DDT IN BOTTOM MATERIAL (UG/KG) | TOTAL DIAZINON (UG/L) | DIAZINON IN BOTTOM MATERIAL (UG/KG) |
|---|---|---|---|---|---|---|---|---|---|---|---|---|
| SEP , 1977 | | | | | | | | | | | | |
| 22... | .000 | -- | .0 | -- | .000 | -- | .000 | -- | .000 | -- | .00 | -- |
| 22... | .000 | -- | .0 | -- | .000 | -- | .000 | -- | .000 | -- | .00 | -- |
| 22... | .000 | .0 | .0 | 0 | .000 | .0 | .000 | .0 | .000 | .0 | .01 | .0 |
| 22... | .000 | -- | .0 | -- | .000 | -- | .000 | -- | .000 | -- | .00 | -- |
| OCT | | | | | | | | | | | | |
| 20... | .000 | -- | .0 | -- | .000 | -- | .000 | -- | .000 | -- | .00 | -- |
| 20... | .000 | -- | .0 | -- | .000 | -- | .000 | -- | .000 | -- | .00 | -- |
| 20... | .000 | -- | .0 | -- | .000 | -- | .000 | -- | .000 | -- | .00 | -- |

| DATE | TOTAL DIELDRIN (UG/L) | DIELDRIN IN BOTTOM MATERIAL (UG/KG) | TOTAL ENDOSULFAN (UG/L) | TOTAL ENDRIN (UG/L) | ENDRIN IN BOTTOM MATERIAL (UG/KG) | TOTAL ETHION (UG/L) | ETHION IN BOTTOM MATERIAL (UG/KG) | TOTAL HEPTACHLOR (UG/L) | HEPTACHLOR IN BOTTOM MATERIAL (UG/KG) | TOTAL HEPTACHLOR EPOXIDE (UG/L) | HEPTACHLOR EPOXIDE IN BOTTOM MATERIAL (UG/KG) | TOTAL LINDANE (UG/L) |
|---|---|---|---|---|---|---|---|---|---|---|---|---|
| SEP , 1977 | | | | | | | | | | | | |
| 22... | .000 | -- | .000 | .000 | -- | .00 | -- | .000 | -- | .000 | -- | .000 |
| 22... | .000 | -- | .000 | .000 | -- | .00 | -- | .000 | -- | .000 | -- | .000 |
| 22... | .000 | .0 | .000 | .000 | .0 | .00 | .0 | .000 | .0 | .000 | .0 | .000 |
| 22... | .000 | -- | .000 | .000 | -- | .00 | -- | .000 | -- | .000 | -- | .000 |
| OCT | | | | | | | | | | | | |
| 20... | .000 | -- | .000 | .000 | -- | .00 | -- | .000 | -- | .000 | -- | .000 |
| 20... | .000 | -- | .000 | .000 | -- | .00 | -- | .000 | -- | .000 | -- | .000 |
| 20... | .000 | -- | .000 | .000 | -- | .00 | -- | .000 | -- | .000 | -- | .000 |

| DATE | LINDANE IN BOTTOM MATERIAL (UG/KG) | TOTAL MALATHION (UG/L) | MALATHION IN BOTTOM MATERIAL (UG/KG) | TOTAL METHOXYCHLOR (UG/L) | TOTAL METHYL PARATHION (UG/L) | METHYL PARATHION IN BOTTOM MATERIAL (UG/KG) | TOTAL METHYL TRITHION (UG/L) | METHYL TRITHION IN BOTTOM MATERIAL (UG/KG) | TOTAL MIREX (UG/L) | MIREX IN BOTTOM MATERIALS (UG/KG DRY SOLIDS) | TOTAL PARATHION (UG/L) |
|---|---|---|---|---|---|---|---|---|---|---|---|
| SEP , 1977 | | | | | | | | | | | |
| 22... | -- | .00 | -- | .00 | .00 | -- | .00 | -- | .00 | -- | .00 |
| 22... | -- | .00 | -- | .00 | .00 | -- | .00 | -- | .00 | -- | .00 |
| 22... | .0 | .00 | .0 | .00 | .00 | .0 | .00 | .0 | .00 | .0 | .00 |
| 22... | -- | .00 | -- | .00 | .00 | -- | .00 | -- | .00 | -- | .00 |
| OCT | | | | | | | | | | | |
| 20... | -- | .00 | -- | .00 | .00 | -- | .00 | -- | .00 | -- | .00 |
| 20... | -- | .00 | -- | .00 | .00 | -- | .00 | -- | .00 | -- | .00 |
| 20... | -- | .00 | -- | .00 | .00 | -- | .00 | -- | .00 | -- | .00 |

TABLE 4.--CHEMICAL AND PHYSICAL CONSTITUENTS, BAYOU BLACK--Continued

293903091015800 BAYOU BLACK 3.5 MILES SOUTHWEST OF GIBSON, LA--Continued

WATER QUALITY DATA

| DATE | PARA-THION IN BOTTOM MA-TERIAL (UG/KG) | PER-THANE TOTAL (UG/L) | TOTAL TOX-APHENE (UG/L) | TOX-APHENE IN BOTTOM MA-TERIAL (UG/KG) | TOTAL TRI-THION (UG/L) | TRI-THION IN BOTTOM MA-TERIAL (UG/KG) | TOTAL 2,4-D (UG/L) | TOTAL 2,4,5-T (UG/L) | TOTAL SILVEX (UG/L) | CHLOR-A PHYTO-PLANK-TON CHROMO FLUOROM (UG/L) | CHLOR-B PHYTO-PLANK-TON CHROMO FLUOROM (UG/L) |
|---|---|---|---|---|---|---|---|---|---|---|---|
| SEP , 1977 | | | | | | | | | | | |
| 22... | -- | .00 | .0 | -- | .00 | -- | .00 | .00 | .00 | -- | -- |
| 22... | -- | .00 | .0 | -- | .00 | -- | .31 | .43 | .00 | -- | -- |
| 22... | .0 | .00 | .0 | 0 | .00 | .0 | .46 | .66 | .00 | -- | -- |
| 22... | -- | .00 | .0 | -- | .00 | -- | .22 | .19 | .00 | -- | -- |
| OCT | | | | | | | | | | | |
| 20... | -- | .00 | .0 | -- | .00 | -- | .00 | .00 | .00 | -- | -- |
| 20... | -- | .00 | .0 | -- | .00 | -- | .35 | .03 | .00 | 3.90 | .000 |
| 20... | -- | .00 | .0 | -- | .00 | -- | .19 | .05 | .00 | 7.50 | .000 |

TABLE 4.--CHEMICAL AND PHYSICAL CONSTITUENTS, BAYOU BLACK--Continued

293849091020200 BAYOU BLACK 2.1 MILES ABOVE INTRACOASTAL WATERWAY (AT MILE 83.7 WHL), NEAR GIBSON, LA

WATER QUALITY DATA

| DATE | TIME | SPECIFIC CONDUCTANCE (MICROMHOS) | PH (UNITS) | COLOR (PLATINUM-COBALT UNITS) | TURBIDITY (JTU) | SETTLEABLE MATTER (ML/L/HR) | CHEMICAL OXYGEN DEMAND (HIGH LEVEL) (MG/L) | COD IN BOTTOM MATERIAL (MG/KG) | HARDNESS (CA,MG) (MG/L) | NONCARBONATE HARDNESS (MG/L) | DISSOLVED CALCIUM (CA) (MG/L) | DISSOLVED MAGNESIUM (MG) (MG/L) |
|---|---|---|---|---|---|---|---|---|---|---|---|---|
| DEC , 1977 | | | | | | | | | | | | |
| 02... | UPSTREAM | 192 | 7.6 | 130 | 55 | <1.0 | 87 | -- | 62 | 2 | 17 | 4.8 |
| 02... | DOWNSTREAM | 338 | 7.6 | 70 | 70 | <1.0 | 46 | -- | 95 | 3 | 24 | 8.5 |
| 02... | EFFLUENT | 920 | 7.5 | 40 | 65 | 850 | 64 | 30000 | 130 | 0 | 32 | 13 |
| 02... | DISPOSAL AREA | 327 | 7.8 | 60 | 50 | <1.0 | 77 | -- | 100 | 0 | 26 | 8.4 |

| DATE | DISSOLVED SODIUM (NA) (MG/L) | PERCENT SODIUM | SODIUM ADSORPTION RATIO | DISSOLVED POTASSIUM (K) (MG/L) | BICARBONATE (HCO3) (MG/L) | CARBONATE (CO3) (MG/L) | ALKALINITY AS CACO3 (MG/L) | CARBON DIOXIDE (CO2) (MG/L) | DISSOLVED SULFATE (SO4) (MG/L) | DISSOLVED CHLORIDE (CL) (MG/L) | TOTAL NONFILTRABLE RESIDUE (MG/L) | LOSS ON IGNITION IN BOTTOM MATERIAL (MG/KG) |
|---|---|---|---|---|---|---|---|---|---|---|---|---|
| DEC , 1977 | | | | | | | | | | | | |
| 02... | 12 | 28 | .7 | 2.9 | 74 | 0 | 61 | 3.0 | 7.7 | 21 | 92 | -- |
| 02... | 30 | 40 | 1.3 | 3.0 | 112 | 0 | 92 | 4.5 | 19 | 42 | 94 | -- |
| 02... | 80 | 55 | 3.0 | 5.4 | 222 | 0 | 182 | 11 | 7.5 | 93 | 72 | 90500 |
| 02... | 26 | 35 | 1.1 | 3.0 | 140 | 0 | 110 | 3.6 | 8.7 | 33 | 816 | -- |

| DATE | VOL. NONFILTRABLE RESIDUE (MG/L) | TOTAL NITRATE (N) (MG/L) | TOTAL NITRITE (N) (MG/L) | TOTAL NITRITE PLUS NITRATE (N) (MG/L) | TOTAL AMMONIA NITROGEN (N) (MG/L) | DISSOLVED AMMONIA NITROGEN (N) (MG/L) | TOTAL AMMONIA NITROGEN IN BOTTOM MAT. (MG/KG) | DISSOLVED AMMONIA (NH4) (MG/L) | TOTAL ORGANIC NITROGEN (N) (MG/L) | DISSOLVED ORGANIC NITROGEN (N) (MG/L) | TOTAL KJELDAHL NITROGEN (N) (MG/L) | SUSPENDED KJEL. NITROGEN (N) (MG/L) |
|---|---|---|---|---|---|---|---|---|---|---|---|---|
| DEC , 1977 | | | | | | | | | | | | |
| 02... | 15 | .06 | .04 | .10 | .80 | .76 | -- | .98 | 1.4 | 1.0 | 2.2 | .40 |
| 02... | 15 | .04 | .02 | .06 | .26 | .19 | -- | .24 | 1.0 | .69 | 1.3 | .42 |
| 02... | 15 | .07 | .01 | .08 | -- | -- | 28 | 6.2 | -- | -- | 4.5 | .90 |
| 02... | 68 | .13 | .04 | .17 | 1.1 | .96 | -- | 1.2 | 1.8 | .74 | 2.9 | 1.2 |

| DATE | DISSOLVED KJEL. NITROGEN (N) (MG/L) | TOTAL KJEL. NITROGEN IN BOTTOM MAT. (MG/KG) | TOTAL NITROGEN (N) (MG/L) | TOTAL NITROGEN (NO3) (MG/L) | TOTAL PHOSPHORUS (P) (MG/L) | DISSOLVED PHOSPHORUS (P) (MG/L) | TOTAL ARSENIC (AS) (UG/L) | SUSPENDED ARSENIC (AS) (UG/L) | DISSOLVED ARSENIC (AS) (UG/L) | TOTAL ARSENIC IN BOTTOM MATERIAL (UG/G) | TOTAL BERYLLIUM (BE) (UG/L) | SUSPENDED BERYLLIUM (BE) (UG/L) |
|---|---|---|---|---|---|---|---|---|---|---|---|---|
| DEC , 1977 | | | | | | | | | | | | |
| 02... | 1.8 | -- | 2.3 | 10 | .20 | .03 | 3 | 1 | 2 | -- | 0 | 0 |
| 02... | .88 | -- | 1.4 | 6.0 | .28 | .12 | -- | -- | 1 | -- | 0 | 0 |
| 02... | 3.6 | 128 | 4.6 | 20 | -- | .30 | 32 | 15 | 17 | 8 | 0 | 0 |
| 02... | 1.7 | -- | 3.1 | 14 | .59 | .05 | 8 | 6 | 2 | -- | 0 | 0 |

| DATE | DISSOLVED BERYLLIUM (BE) (UG/L) | TOTAL BERYLLIUM IN BOTTOM MATERIAL (UG/G) | TOTAL CADMIUM (CD) (UG/L) | SUSPENDED CADMIUM (CD) (UG/L) | DISSOLVED CADMIUM (CD) (UG/L) | TOTAL CADMIUM IN BOTTOM MATERIAL (UG/G) | TOTAL CHROMIUM (CR) (UG/L) | SUSPENDED CHROMIUM (CR) (UG/L) | DISSOLVED CHROMIUM (CR) (UG/L) | TOTAL CHROMIUM IN BOTTOM MATERIAL (UG/G) | HEXAVALENT CHROMIUM (CR6) (UG/L) | TOTAL COPPER (CU) (UG/L) |
|---|---|---|---|---|---|---|---|---|---|---|---|---|
| DEC , 1977 | | | | | | | | | | | | |
| 02... | 0 | -- | 0 | 0 | 0 | -- | 0 | 0 | 0 | -- | 0 | 11 |
| 02... | 0 | -- | 0 | 0 | 0 | -- | 0 | 0 | 0 | -- | 0 | 13 |
| 02... | 0 | 0 | 0 | 0 | 0 | .12 | 0 | 0 | 0 | 10 | 0 | 16 |
| 02... | 0 | -- | 0 | 0 | 0 | -- | 20 | 20 | 0 | -- | 0 | 34 |

| DATE | SUSPENDED COPPER (CU) (UG/L) | DISSOLVED COPPER (CU) (UG/L) | TOTAL COPPER IN BOTTOM MATERIAL (UG/G) | DISSOLVED IRON (FE) (UG/L) | TOTAL LEAD (PB) (UG/L) | SUSPENDED LEAD (PB) (UG/L) | DISSOLVED LEAD (PB) (UG/L) | TOTAL LEAD IN BOTTOM MATERIAL (UG/G) | TOTAL MANGANESE (MN) (UG/L) | SUSPENDED MANGANESE (MN) (UG/L) | DISSOLVED MANGANESE (MN) (UG/L) | TOTAL MANGANESE IN BOTTOM MATERIAL (UG/G) |
|---|---|---|---|---|---|---|---|---|---|---|---|---|
| DEC , 1977 | | | | | | | | | | | | |
| 02... | 7 | 4 | -- | 260 | 11 | 9 | 2 | -- | 120 | 0 | 120 | -- |
| 02... | 7 | 6 | -- | 290 | 4 | 4 | 0 | -- | 160 | 0 | 160 | -- |
| 02... | 13 | 3 | 23 | 1800 | 7 | 6 | 1 | 10 | 360 | 0 | 360 | 600 |
| 02... | 29 | 5 | -- | 90 | 20 | 20 | 0 | -- | 780 | 660 | 120 | -- |

< Actual value is known to be less than the value shown.

TABLE 4.--CHEMICAL AND PHYSICAL CONSTITUENTS, BAYOU BLACK--Continued

293849091020200 BAYOU BLACK 2.1 MILES ABOVE INTRACOASTAL WATERWAY (AT MILE 83.7 WHL), NEAR GIBSON, LA--Continued

WATER QUALITY DATA

| DATE | TOTAL MERCURY (HG) (UG/L) | SUS-PENDED MERCURY (HG) (UG/L) | DIS-SOLVED MERCURY (HG) (UG/L) | TOTAL MERCURY IN BOTTOM MA-TERIAL (UG/G) | TOTAL NICKEL (NI) (UG/L) | SUS-PENDED NICKEL (NI) (UG/L) | DIS-SOLVED NICKEL (NI) (UG/L) | TOTAL NICKEL IN BOTTOM MA-TERIAL (UG/G) | TOTAL SELE-NIUM (SE) (UG/L) | SUS-PENDED SELE-NIUM (SE) (UG/L) | DIS-SOLVED SELE-NIUM (SE) (UG/L) | TOTAL SELE-NIUM IN BOTTOM MA-TERIAL (UG/G) |
|---|---|---|---|---|---|---|---|---|---|---|---|---|
| DEC , 1977 | | | | | | | | | | | | |
| 02... | .0 | .0 | .0 | -- | 10 | 5 | 5 | -- | 0 | 0 | 0 | -- |
| 02... | -- | -- | .0 | -- | 15 | 12 | 3 | -- | 2 | 2 | 0 | -- |
| 02... | .0 | .0 | .0 | .06 | 9 | 9 | 0 | 25 | 0 | 0 | 0 | 0 |
| 02... | .2 | .2 | .0 | -- | 36 | 33 | 3 | -- | 1 | 1 | 0 | -- |

| DATE | DIS-SOLVED VANA-DIUM (V) (UG/L) | TOTAL ZINC (ZN) (UG/L) | SUS-PENDED ZINC (ZN) (UG/L) | DIS-SOLVED ZINC (ZN) (UG/L) | TOTAL ZINC IN BOTTOM MA-TERIAL (UG/G) | TOTAL ORGANIC CARBON (C) (MG/L) | CYANIDE (CN) (MG/L) | TOTAL CYANIDE IN BOTTOM MA-TERIAL (UG/G) | PHENOLS (UG/L) | OIL GREASE TOTAL RECOVER ABLE (MG/L) | OIL GREASE TOTAL IN BOTTOM MATER. (MG/KG) | TOTAL PCB (UG/L) |
|---|---|---|---|---|---|---|---|---|---|---|---|---|
| DEC , 1977 | | | | | | | | | | | | |
| 02... | .0 | 30 | 10 | 20 | -- | 14 | .00 | -- | 4 | 0 | -- | .0 |
| 02... | .2 | 40 | 20 | 20 | -- | 24 | .00 | -- | 2 | 0 | -- | .0 |
| 02... | .0 | 30 | 10 | 20 | 70 | 16 | .00 | 0 | 0 | -- | 0 | -- |
| 02... | .0 | 300 | 280 | 20 | -- | 22 | .00 | -- | 0 | 0 | -- | .0 |

| DATE | PCB IN BOTTOM MA-TERIAL (UG/KG) | POLY-CHLO-RINATED NAPH-THA-LENES (UG/L) | PCN TOTAL IN BOTTOM MATRL DRY WT. (UG/KG) | TOTAL ALDRIN (UG/L) | ALDRIN IN BOTTOM MA-TERIAL (UG/KG) | TOTAL CHLOR-DANE (UG/L) | CHLOR-DANE IN BOTTOM MA-TERIAL (UG/KG) | TOTAL DDD (UG/L) | DDD IN BOTTOM MA-TERIAL (UG/KG) | TOTAL DDE (UG/L) | DDE IN BOTTOM MA-TERIAL (UG/KG) | TOTAL DDT (UG/L) |
|---|---|---|---|---|---|---|---|---|---|---|---|---|
| DEC , 1977 | | | | | | | | | | | | |
| 02... | -- | .00 | -- | .000 | -- | .0 | -- | .000 | -- | .000 | -- | .000 |
| 02... | -- | .00 | -- | .000 | -- | .0 | -- | .000 | -- | .000 | -- | .000 |
| 02... | 0 | -- | .0 | -- | .0 | -- | 0 | -- | .0 | -- | .0 | -- |
| 02... | -- | .00 | -- | .000 | -- | .0 | -- | .000 | -- | .000 | -- | .000 |

| DATE | DDT IN BOTTOM MA-TERIAL (UG/KG) | TOTAL DI-AZINON (UG/L) | DI-AZINON IN BOTTOM MA-TERIAL (UG/KG) | TOTAL DI-ELDRIN (UG/L) | DI-ELDRIN IN BOTTOM MA-TERIAL (UG/KG) | TOTAL ENDO-SULFAN (UG/L) | TOTAL ENDRIN (UG/L) | ENDRIN IN BOTTOM MA-TERIAL (UG/KG) | TOTAL ETHION (UG/L) | ETHION IN BOTTOM MA-TERIAL (UG/KG) | TOTAL HEPTA-CHLOR (UG/L) | HEPTA-CHLOR IN BOTTOM MA-TERIAL (UG/KG) |
|---|---|---|---|---|---|---|---|---|---|---|---|---|
| DEC , 1977 | | | | | | | | | | | | |
| 02... | -- | .01 | -- | .000 | -- | .001 | .000 | -- | .00 | -- | .000 | -- |
| 02... | -- | .01 | -- | .000 | -- | .000 | .000 | -- | .00 | -- | .000 | -- |
| 02... | .0 | -- | .0 | -- | .0 | -- | -- | .0 | -- | .0 | -- | .0 |
| 02... | -- | .01 | -- | .000 | -- | .000 | .000 | -- | .00 | -- | .000 | -- |

| DATE | TOTAL HEPTA-CHLOR EPOXIDE (UG/L) | HEPTA-CHLOR EPOXIDE IN BOT-TOM MA-TERIAL (UG/KG) | TOTAL LINDANE (UG/L) | LINDANE IN BOTTOM MA-TERIAL (UG/KG) | TOTAL MALA-THION (UG/L) | MALA-THION IN BOTTOM MA-TERIAL (UG/KG) | TOTAL METH-OXY-CHLOR (UG/L) | TOTAL METHYL PARA-THION (UG/L) | METHYL PARA-THION IN BOT-TOM MA-TERIAL (UG/KG) | TOTAL METHYL TRI-THION (UG/L) | METHYL TRI-THION IN BOT-TOM MA-TERIAL (UG/KG) | TOTAL MIREX (UG/L) |
|---|---|---|---|---|---|---|---|---|---|---|---|---|
| DEC , 1977 | | | | | | | | | | | | |
| 02... | .000 | -- | .000 | -- | .00 | -- | .00 | .00 | -- | .00 | -- | .00 |
| 02... | .000 | -- | .000 | -- | .00 | -- | .00 | .00 | -- | .00 | -- | .00 |
| 02... | -- | .0 | -- | .0 | -- | .0 | -- | -- | .0 | -- | .0 | -- |
| 02... | .000 | -- | .000 | -- | .00 | -- | .00 | .00 | -- | .00 | -- | .00 |

| DATE | MIREX IN BOT-TOM MA-TERIALS (UG/KG DRY SOLIDS) | TOTAL PARA-THION (UG/L) | PARA-THION IN BOTTOM MA-TERIAL (UG/KG) | PER-THANE TOTAL (UG/L) | TOTAL TOX-APHENE (UG/L) | TOX-APHENE IN BOTTOM MA-TERIAL (UG/KG) | TOTAL TRI-THION (UG/L) | TRI-THION IN BOTTOM MA-TERIAL (UG/KG) | TOTAL 2,4-D (UG/L) | TOTAL 2,4,5-T (UG/L) | TOTAL SILVEX (UG/L) |
|---|---|---|---|---|---|---|---|---|---|---|---|
| DEC , 1977 | | | | | | | | | | | |
| 02... | -- | .00 | -- | .00 | .0 | -- | .00 | -- | .10 | .02 | .00 |
| 02... | -- | .00 | -- | .00 | .0 | -- | .00 | -- | .02 | .01 | .00 |
| 02... | .0 | -- | .0 | -- | -- | 0 | -- | .0 | -- | -- | -- |
| 02... | -- | .00 | -- | .00 | .0 | -- | .00 | -- | .02 | .01 | .00 |

TABLE 4.--CHEMICAL AND PHYSICAL CONSTITUENTS, BAYOU BLACK--Continued

293815091030400 BAYOU BLACK WEST OF GULF AND INTRACOASTAL WATERWAY (AT MILE 83.5 WHL), NEAR AMELIA, LA

WATER QUALITY DATA

| DATE | TIME | SPECIFIC CONDUCTANCE (MICROMHOS) | PH (UNITS) | COLOR (PLATINUM-COBALT UNITS) | TURBIDITY (JTU) | SETTLEABLE MATTER (ML/L/HR) | CHEMICAL OXYGEN DEMAND (HIGH LEVEL) (MG/L) | COD IN BOTTOM MATERIAL (MG/KG) | HARDNESS (CA,MG) (MG/L) | NONCARBONATE HARDNESS (MG/L) | DISSOLVED CALCIUM (CA) (MG/L) | DISSOLVED MAGNESIUM (MG) (MG/L) |
|---|---|---|---|---|---|---|---|---|---|---|---|---|
| JAN , 1978 | | | | | | | | | | | | |
| 26... | UPSTREAM | 137 | 7.1 | 70 | 65 | <1.0 | 32 | -- | 44 | 7 | 13 | 2.8 |
| 26... | DOWNSTREAM | 242 | 6.9 | 120 | -- | <1.0 | 64 | -- | 61 | 9 | 15 | 5.6 |
| 26... | EFFLUENT | 715 | 7.2 | 60 | -- | 430 | 120 | 8100 | 120 | 0 | 31 | 9.3 |
| 26... | DISPOSAL AREA | 366 | 7.3 | 80 | -- | <1.0 | 69 | -- | 81 | 0 | 21 | 6.9 |

| DATE | DISSOLVED SODIUM (NA) (MG/L) | PERCENT SODIUM | SODIUM ADSORPTION RATIO | DISSOLVED POTASSIUM (K) (MG/L) | BICARBONATE (HCO3) (MG/L) | CARBONATE (CO3) (MG/L) | ALKALINITY AS CACO3 (MG/L) | CARBON DIOXIDE (CO2) (MG/L) | DISSOLVED SULFATE (SO4) (MG/L) | DISSOLVED CHLORIDE (CL) (MG/L) | TOTAL NONFILTRABLE RESIDUE (MG/L) | SUSPENDED SOLIDS (MG/L) |
|---|---|---|---|---|---|---|---|---|---|---|---|---|
| JAN , 1978 | | | | | | | | | | | | |
| 26... | 8.5 | 28 | .6 | 2.3 | 45 | 0 | 37 | 5.7 | 11 | 11 | 140 | 140 |
| 26... | 22 | 43 | 1.2 | 3.2 | 63 | 0 | 52 | 13 | 16 | 26 | 524 | 524 |
| 26... | 67 | 55 | 2.7 | 4.3 | 207 | 0 | 170 | 21 | 15 | 51 | 28400 | 28400 |
| 26... | 34 | 46 | 1.6 | 4.1 | 118 | 0 | 97 | 9.5 | 12 | 42 | 620 | 620 |

| DATE | LOSS ON IGNITION IN BOTTOM MATERIAL (MG/KG) | VOL. NONFILTRABLE RESIDUE (MG/L) | TOTAL NITRATE (N) (MG/L) | TOTAL NITRITE (N) (MG/L) | TOTAL NITRITE PLUS NITRATE (N) (MG/L) | TOTAL AMMONIA NITROGEN (N) (MG/L) | DISSOLVED AMMONIA NITROGEN (N) (MG/L) | TOTAL AMMONIA NITROGEN IN BOTTOM MAT. (MG/KG) | DISSOLVED AMMONIA (NH4) (MG/L) | TOTAL ORGANIC NITROGEN (N) (MG/L) | DISSOLVED ORGANIC NITROGEN (N) (MG/L) | TOTAL KJELDAHL NITROGEN (N) (MG/L) |
|---|---|---|---|---|---|---|---|---|---|---|---|---|
| JAN , 1978 | | | | | | | | | | | | |
| 26... | -- | 24 | .05 | .02 | .07 | .09 | .09 | -- | .12 | .49 | .27 | .52 |
| 26... | -- | 76 | .51 | .07 | .58 | .82 | .74 | -- | .95 | 1.7 | .46 | 2.5 |
| 26... | 26500 | 1760 | .09 | .03 | .12 | 4.0 | 3.4 | 56 | 4.4 | 52 | .00 | 56 |
| 26... | -- | 76 | .05 | .08 | .13 | 2.9 | 2.7 | -- | 3.5 | 1.5 | .30 | 4.4 |

| DATE | SUSPENDED KJEL. NITROGEN (N) (MG/L) | DISSOLVED KJEL. NITROGEN (N) (MG/L) | TOTAL KJEL. NITROGEN IN BOTTOM MAT. (MG/KG) | TOTAL NITROGEN (N) (MG/L) | TOTAL NITROGEN (NO3) (MG/L) | TOTAL PHOSPHORUS (P) (MG/L) | DISSOLVED PHOSPHORUS (P) (MG/L) | TOTAL ARSENIC (AS) (UG/L) | SUSPENDED ARSENIC (AS) (UG/L) | DISSOLVED ARSENIC (AS) (UG/L) | TOTAL ARSENIC IN BOTTOM MATERIAL (UG/G) | TOTAL BERYLLIUM (BE) (UG/L) |
|---|---|---|---|---|---|---|---|---|---|---|---|---|
| JAN , 1978 | | | | | | | | | | | | |
| 26... | .16 | .36 | -- | .59 | 2.6 | .17 | .06 | 1 | 0 | 1 | -- | 0 |
| 26... | 1.3 | 1.2 | -- | 3.1 | 14 | .61 | .06 | 3 | 2 | 1 | -- | 0 |
| 26... | 53 | 3.4 | 325 | 56 | 250 | 20 | .03 | 200 | 200 | 3 | 5 | 40 |
| 26... | 1.4 | 3.0 | -- | 4.5 | 20 | .89 | .03 | 5 | 3 | 2 | -- | 0 |

| DATE | SUSPENDED BERYLLIUM (BE) (UG/L) | DISSOLVED BERYLLIUM (BE) (UG/L) | TOTAL CADMIUM (CD) (UG/L) | SUSPENDED CADMIUM (CD) (UG/L) | DISSOLVED CADMIUM (CD) (UG/L) | TOTAL CADMIUM IN BOTTOM MATERIAL (UG/G) | TOTAL CHROMIUM (CR) (UG/L) | SUSPENDED CHROMIUM (CR) (UG/L) | DISSOLVED CHROMIUM (CR) (UG/L) | TOTAL CHROMIUM IN BOTTOM MATERIAL (UG/G) | HEXAVALENT CHROMIUM (CR6) (UG/L) | TOTAL COPPER (CU) (UG/L) |
|---|---|---|---|---|---|---|---|---|---|---|---|---|
| JAN , 1978 | | | | | | | | | | | | |
| 26... | 0 | 0 | 0 | 0 | 0 | -- | 10 | 10 | 0 | -- | 0 | 28 |
| 26... | 0 | 0 | 0 | 0 | 0 | -- | 20 | 10 | 10 | -- | 0 | 50 |
| 26... | 40 | 0 | 1 | 1 | 0 | .10 | 720 | 720 | 0 | 40 | 0 | 1600 |
| 26... | 0 | 0 | 0 | 0 | 0 | -- | 30 | 30 | 0 | -- | 0 | 75 |

| DATE | SUSPENDED COPPER (CU) (UG/L) | DISSOLVED COPPER (CU) (UG/L) | TOTAL COPPER IN BOTTOM MATERIAL (UG/G) | DISSOLVED IRON (FE) (UG/L) | TOTAL LEAD (PB) (UG/L) | SUSPENDED LEAD (PB) (UG/L) | DISSOLVED LEAD (PB) (UG/L) | TOTAL LEAD IN BOTTOM MATERIAL (UG/G) | TOTAL MANGANESE (MN) (UG/L) | SUSPENDED MANGANESE (MN) (UG/L) | DISSOLVED MANGANESE (MN) (UG/L) | TOTAL MANGANESE IN BOTTOM MATERIAL (UG/G) |
|---|---|---|---|---|---|---|---|---|---|---|---|---|
| JAN , 1978 | | | | | | | | | | | | |
| 26... | 26 | 2 | -- | 70 | 13 | 12 | 1 | -- | 100 | 70 | 30 | -- |
| 26... | 48 | 2 | -- | 100 | 19 | 18 | 1 | -- | 500 | 420 | 80 | -- |
| 26... | 1600 | 0 | 6 | 390 | 10 | 9 | 1 | <10 | 42000 | 42000 | 240 | 2500 |
| 26... | 74 | 1 | -- | 10 | 18 | 18 | 0 | -- | 890 | 750 | 140 | -- |

< Actual value is known to be less than the value shown.

TABLE 4.--CHEMICAL AND PHYSICAL CONSTITUENTS, BAYOU BLACK--Continued

293815091030400 BAYOU BLACK WEST OF GULF AND INTRACOASTAL WATERWAY (AT MILE 83.5 WHL), NEAR AMELIA, LA--Continued

WATER QUALITY DATA

| DATE | TOTAL MERCURY (HG) (UG/L) | SUS-PENDED MERCURY (HG) (UG/L) | DIS-SOLVED MERCURY (HG) (UG/L) | TOTAL MERCURY IN BOTTOM MA-TERIAL (UG/G) | TOTAL NICKEL (NI) (UG/L) | SUS-PENDED NICKEL (NI) (UG/L) | DIS-SOLVED NICKEL (NI) (UG/L) | TOTAL NICKEL IN BOTTOM MA-TERIAL (UG/G) | TOTAL SELE-NIUM (SE) (UG/L) | SUS-PENDED SELE-NIUM (SE) (UG/L) | DIS-SOLVED SELE-NIUM (SE) (UG/L) | TOTAL SELE-NIUM IN BOTTOM MA-TERIAL (UG/G) |
|---|---|---|---|---|---|---|---|---|---|---|---|---|
| JAN , 1978 | | | | | | | | | | | | |
| 26... | .0 | .0 | .0 | -- | 10 | 10 | 0 | -- | 1 | 1 | 0 | -- |
| 26... | 1.0 | 1.0 | .0 | -- | 29 | 27 | 2 | -- | 1 | 1 | 0 | -- |
| 26... | 3.3 | 3.3 | .0 | .02 | 15 | 15 | 0 | 15 | 0 | 0 | 0 | 1 |
| 26... | .1 | .1 | .0 | -- | 19 | 17 | 2 | -- | 2 | 2 | 0 | -- |

| DATE | DIS-SOLVED VANA-DIUM (V) (UG/L) | TOTAL ZINC (ZN) (UG/L) | SUS-PENDED ZINC (ZN) (UG/L) | DIS-SOLVED ZINC (ZN) (UG/L) | TOTAL ZINC IN BOTTOM MA-TERIAL (UG/G) | TOTAL ORGANIC CARBON (C) (MG/L) | CYANIDE (CN) (MG/L) | TOTAL CYANIDE IN BOTTOM MA-TERIAL (UG/G) | PHENOLS (UG/L) | OIL GREASE TOTAL RECOVER ABLE (MG/L) | OIL GREASE TOTAL IN BOTTOM MATER. (MG/KG) | TOTAL PCB (UG/L) |
|---|---|---|---|---|---|---|---|---|---|---|---|---|
| JAN , 1978 | | | | | | | | | | | | |
| 26... | 1.0 | 150 | 140 | 10 | -- | 10 | .00 | -- | 4 | 0 | -- | .0 |
| 26... | 1.0 | 130 | 120 | 10 | -- | 25 | .00 | -- | 3 | 0 | -- | .0 |
| 26... | 1.0 | 6200 | 6200 | 10 | 260 | 270 | .00 | 0 | 1 | -- | 0 | .0 |
| 26... | 1.0 | 170 | 160 | 10 | -- | 24 | .00 | -- | 2 | -- | -- | .0 |

| DATE | PCB IN BOTTOM MA-TERIAL (UG/KG) | POLY-CHLO-RINATED NAPH-THA-LENES (UG/L) | PCN TOTAL IN BOTTOM MATRL DRY WT. (UG/KG) | TOTAL ALDRIN (UG/L) | ALDRIN IN BOTTOM MA-TERIAL (UG/KG) | TOTAL CHLOR-DANE (UG/L) | CHLOR-DANE IN BOTTOM MA-TERIAL (UG/KG) | TOTAL DDD (UG/L) | DDD IN BOTTOM MA-TERIAL (UG/KG) | TOTAL DDE (UG/L) | DDE IN BOTTOM MA-TERIAL (UG/KG) | TOTAL DDT (UG/L) |
|---|---|---|---|---|---|---|---|---|---|---|---|---|
| JAN , 1978 | | | | | | | | | | | | |
| 26... | -- | .00 | -- | .000 | -- | .0 | -- | .000 | -- | .000 | -- | .000 |
| 26... | -- | .00 | -- | .000 | -- | .0 | -- | .000 | -- | .000 | -- | .000 |
| 26... | 0 | .00 | .0 | .000 | .0 | .0 | 0 | .000 | .0 | .000 | .0 | .000 |
| 26... | -- | .00 | -- | .000 | -- | .0 | -- | .000 | -- | .000 | -- | .000 |

| DATE | DDT IN BOTTOM MA-TERIAL (UG/KG) | TOTAL DI-AZINON (UG/L) | DI-AZINON IN BOTTOM MA-TERIAL (UG/KG) | TOTAL DI-ELDRIN (UG/L) | DI-ELDRIN IN BOTTOM MA-TERIAL (UG/KG) | TOTAL ENDO-SULFAN (UG/L) | TOTAL ENDRIN (UG/L) | ENDRIN IN BOTTOM MA-TERIAL (UG/KG) | TOTAL ETHION (UG/L) | ETHION IN BOTTOM MA-TERIAL (UG/KG) | TOTAL HEPTA-CHLOR (UG/L) | HEPTA-CHLOR IN BOTTOM MA-TERIAL (UG/KG) |
|---|---|---|---|---|---|---|---|---|---|---|---|---|
| JAN , 1978 | | | | | | | | | | | | |
| 26... | -- | .00 | -- | .000 | -- | .000 | .000 | -- | .00 | -- | .000 | -- |
| 26... | -- | .00 | -- | .000 | -- | .000 | .000 | -- | .00 | -- | .000 | -- |
| 26... | .0 | .06 | .0 | .000 | .0 | .000 | .000 | .0 | .00 | .0 | .000 | .0 |
| 26... | -- | .00 | -- | .000 | -- | .000 | .000 | -- | .00 | -- | .000 | -- |

| DATE | TOTAL HEPTA-CHLOR EPOXIDE (UG/L) | HEPTA-CHLOR EPOXIDE IN BOT-TOM MA-TERIAL (UG/KG) | TOTAL LINDANE (UG/L) | LINDANE IN BOTTOM MA-TERIAL (UG/KG) | TOTAL MALA-THION (UG/L) | MALA-THION IN BOTTOM MA-TERIAL (UG/KG) | TOTAL METH-OXY-CHLOR (UG/L) | TOTAL METHYL PARA-THION (UG/L) | METHYL PARA-THION IN BOT-TOM MA-TERIAL (UG/KG) | TOTAL METHYL TRI-THION (UG/L) | METHYL TRI-THION IN BOT-TOM MA-TERIAL (UG/KG) | TOTAL MIREX (UG/L) |
|---|---|---|---|---|---|---|---|---|---|---|---|---|
| JAN , 1978 | | | | | | | | | | | | |
| 26... | .000 | -- | .000 | -- | .00 | -- | .00 | .00 | -- | .00 | -- | .00 |
| 26... | .000 | -- | .000 | -- | .00 | -- | .00 | .00 | -- | .00 | -- | .00 |
| 26... | .000 | .0 | .000 | .0 | .00 | .0 | .00 | .00 | .0 | .00 | .0 | .00 |
| 26... | .000 | -- | .000 | -- | .00 | -- | .00 | .00 | -- | .00 | -- | .00 |

| DATE | MIREX IN BOT-TOM MA-TERIALS (UG/KG DRY SOLIDS) | TOTAL PARA-THION (UG/L) | PARA-THION IN BOTTOM MA-TERIAL (UG/KG) | PER-THANE TOTAL (UG/L) | TOTAL TOX-APHENE (UG/L) | TOX-APHENE IN BOTTOM MA-TERIAL (UG/KG) | TOTAL TRI-THION (UG/L) | TRI-THION IN BOTTOM MA-TERIAL (UG/KG) | TOTAL 2,4-D (UG/L) | TOTAL 2,4,5-T (UG/L) | TOTAL SILVEX (UG/L) |
|---|---|---|---|---|---|---|---|---|---|---|---|
| JAN , 1978 | | | | | | | | | | | |
| 26... | -- | .00 | -- | .00 | .0 | -- | .00 | -- | .06 | .02 | .00 |
| 26... | -- | .00 | -- | .00 | .0 | -- | .00 | -- | .00 | .00 | .00 |
| 26... | .0 | .00 | .0 | .00 | .0 | 0 | .00 | .0 | -- | -- | -- |
| 26... | -- | .00 | -- | .00 | .0 | -- | .00 | -- | .02 | .00 | .00 |

TABLE 4.--CHEMICAL AND PHYSICAL CONSTITUENTS, BAYOU BLACK--Continued

293730091040200 BAYOU BLACK (AT MILE 21.0), 3.3 MILES SOUTHEAST OF AMELIA, LA

WATER QUALITY DATA

| DATE | TIME | SPECIFIC CONDUCTANCE (MICROMHOS) | PH (UNITS) | COLOR (PLATINUM-COBALT UNITS) | SETTLEABLE MATTER (ML/L/HR) | CHEMICAL OXYGEN DEMAND (HIGH LEVEL) (MG/L) | COD IN BOTTOM MATERIAL (MG/KG) | HARDNESS (CA,MG) (MG/L) | NONCARBONATE HARDNESS (MG/L) | DISSOLVED CALCIUM (CA) (MG/L) | DISSOLVED MAGNESIUM (MG) (MG/L) | DISSOLVED SODIUM (NA) (MG/L) |
|---|---|---|---|---|---|---|---|---|---|---|---|---|
| MAR , 1978 | | | | | | | | | | | | |
| 09... | UPSTREAM | 283 | 8.0 | 75 | <1.0 | 30 | -- | 97 | 15 | 25 | 8.3 | 18 |
| 09... | DOWNSTREAM | 671 | 7.8 | 150 | <1.0 | 60 | -- | 99 | 0 | 20 | 12 | 97 |
| 09... | EFFLUENT | 665 | 7.0 | 30 | 900 | 39 | 6200 | 130 | 0 | 28 | 14 | 92 |
| 09... | DISPOSAL AREA | 682 | 7.8 | 75 | 10 | 64 | -- | 98 | 0 | 16 | 12 | 80 |

| DATE | PERCENT SODIUM | SODIUM ADSORPTION RATIO | DISSOLVED POTASSIUM (K) (MG/L) | BICARBONATE (HCO3) (MG/L) | CARBONATE (CO3) (MG/L) | ALKALINITY AS CACO3 (MG/L) | CARBON DIOXIDE (CO2) (MG/L) | DISSOLVED SULFATE (SO4) (MG/L) | DISSOLVED CHLORIDE (CL) (MG/L) | TOTAL NONFILTRABLE RESIDUE (MG/L) | SUSPENDED SOLIDS (MG/L) | LOSS ON IGNITION IN BOTTOM MATERIAL (MG/KG) |
|---|---|---|---|---|---|---|---|---|---|---|---|---|
| MAR , 1978 | | | | | | | | | | | | |
| 09... | 28 | .8 | 3.4 | 100 | 0 | 82 | 1.6 | 15 | 27 | 34 | 34 | -- |
| 09... | 66 | 4.2 | 6.3 | 200 | 0 | 164 | 5.1 | 16 | 99 | 26 | 26 | -- |
| 09... | 60 | 3.5 | 3.5 | 222 | 0 | 182 | 36 | 17 | 100 | 20 | 20 | 18800 |
| 09... | 67 | 3.9 | 4.6 | 200 | 0 | 164 | 5.1 | 13 | 76 | 22 | 22 | -- |

| DATE | VOL. NONFILTRABLE RESIDUE (MG/L) | TOTAL NITRATE (N) (MG/L) | TOTAL NITRITE (N) (MG/L) | TOTAL NITRITE PLUS NITRATE (N) (MG/L) | TOTAL AMMONIA NITROGEN (N) (MG/L) | DISSOLVED AMMONIA NITROGEN (N) (MG/L) | TOTAL AMMONIA NITROGEN IN BOTTOM MAT. (MG/KG) | DISSOLVED AMMONIA (NH4) (MG/L) | TOTAL ORGANIC NITROGEN (N) (MG/L) | DISSOLVED ORGANIC NITROGEN (N) (MG/L) | TOTAL KJELDAHL NITROGEN (N) (MG/L) | SUSPENDED KJEL. NITROGEN (N) (MG/L) |
|---|---|---|---|---|---|---|---|---|---|---|---|---|
| MAR , 1978 | | | | | | | | | | | | |
| 09... | 11 | .19 | .01 | .20 | -- | .23 | -- | .30 | -- | .74 | -- | -- |
| 09... | 22 | .07 | .08 | .15 | 1.9 | 1.6 | -- | 2.1 | 3.0 | 2.4 | 4.9 | .90 |
| 09... | 20 | .09 | .01 | .10 | -- | 1.2 | 9.2 | 1.5 | -- | 1.7 | -- | -- |
| 09... | 22 | .11 | .09 | .20 | 2.5 | 2.2 | -- | 2.8 | 1.0 | .00 | 3.5 | 1.3 |

| DATE | DISSOLVED KJEL. NITROGEN (N) (MG/L) | TOTAL KJEL. NITROGEN IN BOTTOM MAT. (MG/KG) | TOTAL NITROGEN (N) (MG/L) | TOTAL NITROGEN (NO3) (MG/L) | TOTAL PHOSPHORUS (P) (MG/L) | DISSOLVED PHOSPHORUS (P) (MG/L) | TOTAL ARSENIC (AS) (UG/L) | SUSPENDED ARSENIC (AS) (UG/L) | DISSOLVED ARSENIC (AS) (UG/L) | TOTAL ARSENIC IN BOTTOM MATERIAL (UG/G) | TOTAL BERYLLIUM (BE) (UG/L) | SUSPENDED BERYLLIUM (BE) (UG/L) |
|---|---|---|---|---|---|---|---|---|---|---|---|---|
| MAR , 1978 | | | | | | | | | | | | |
| 09... | .97 | -- | -- | -- | .12 | .10 | 1 | 0 | 1 | -- | 0 | 0 |
| 09... | 4.0 | -- | 5.1 | 22 | .19 | .09 | 1 | 0 | 1 | -- | 0 | 0 |
| 09... | 2.9 | 210 | -- | -- | .13 | .09 | 5 | 4 | 1 | 3 | 0 | 0 |
| 09... | 2.2 | -- | 3.7 | 16 | .27 | .09 | 2 | 1 | 1 | -- | 10 | 0 |

| DATE | DISSOLVED BERYLLIUM (BE) (UG/L) | TOTAL BERYLLIUM IN BOTTOM MATERIAL (UG/G) | TOTAL CADMIUM (CD) (UG/L) | SUSPENDED CADMIUM (CD) (UG/L) | DISSOLVED CADMIUM (CD) (UG/L) | TOTAL CADMIUM IN BOTTOM MATERIAL (UG/G) | TOTAL CHROMIUM (CR) (UG/L) | SUSPENDED CHROMIUM (CR) (UG/L) | DISSOLVED CHROMIUM (CR) (UG/L) | TOTAL CHROMIUM IN BOTTOM MATERIAL (UG/G) | HEXAVALENT CHROMIUM (CR6) (UG/L) | TOTAL COPPER (CU) (UG/L) |
|---|---|---|---|---|---|---|---|---|---|---|---|---|
| MAR , 1978 | | | | | | | | | | | | |
| 09... | 0 | -- | 3 | 1 | 2 | -- | 20 | 10 | 10 | -- | 0 | 9 |
| 09... | 0 | -- | 2 | 0 | 2 | -- | 10 | 10 | 0 | -- | 0 | 23 |
| 09... | 0 | 10 | 1 | 0 | 1 | .05 | 0 | 0 | 0 | 60 | 0 | 9 |
| 09... | 10 | -- | 2 | 0 | 2 | -- | 0 | 0 | 0 | -- | 0 | 14 |

< Actual value is known to be less than the value shown.

TABLE 4.--CHEMICAL AND PHYSICAL CONSTITUENTS, BAYOU BLACK--Continued

293730091040200 BAYOU BLACK (AT MILE 21.0), 3.3 MILES SOUTHEAST OF AMELIA, LA--Continued

WATER QUALITY DATA

| DATE | SUS-PENDED COPPER (CU) (UG/L) | DIS-SOLVED COPPER (CU) (UG/L) | TOTAL COPPER IN BOTTOM MA-TERIAL (UG/G) | DIS-SOLVED IRON (FE) (UG/L) | TOTAL LEAD (PB) (UG/L) | SUS-PENDED LEAD (PB) (UG/L) | DIS-SOLVED LEAD (PB) (UG/L) | TOTAL LEAD IN BOTTOM MA-TERIAL (UG/G) | TOTAL MAN-GANESE (MN) (UG/L) | SUS-PENDED MAN-GANESE (MN) (UG/L) | DIS-SOLVED MAN-GANESE (MN) (UG/L) | TOTAL MANGA-NESE IN BOTTOM MA-TERIAL (UG/G) |
|---|---|---|---|---|---|---|---|---|---|---|---|---|
| MAR , 1978 | | | | | | | | | | | | |
| 09... | 2 | 7 | -- | 30 | 4 | 4 | 0 | -- | 50 | 0 | 50 | -- |
| 09... | 19 | 4 | -- | 20 | 6 | 1 | 5 | -- | 390 | 70 | 320 | -- |
| 09... | 3 | 6 | 10 | 40 | 5 | 2 | 3 | 10 | 1700 | 1100 | 610 | 810 |
| 09... | 5 | 9 | -- | 20 | 7 | 4 | 3 | -- | 370 | 160 | 210 | -- |

| DATE | TOTAL MERCURY (HG) (UG/L) | SUS-PENDED MERCURY (HG) (UG/L) | DIS-SOLVED MERCURY (HG) (UG/L) | TOTAL MERCURY IN BOTTOM MA-TERIAL (UG/G) | TOTAL NICKEL (NI) (UG/L) | SUS-PENDED NICKEL (NI) (UG/L) | DIS-SOLVED NICKEL (NI) (UG/L) | TOTAL NICKEL IN BOTTOM MA-TERIAL (UG/G) | TOTAL SELE-NIUM (SE) (UG/L) | SUS-PENDED SELE-NIUM (SE) (UG/L) | DIS-SOLVED SELE-NIUM (SE) (UG/L) | TOTAL SELE-NIUM IN BOTTOM MA-TERIAL (UG/G) |
|---|---|---|---|---|---|---|---|---|---|---|---|---|
| MAR , 1978 | | | | | | | | | | | | |
| 09... | .0 | .0 | .0 | -- | 1 | 1 | 0 | -- | 0 | 0 | 0 | -- |
| 09... | .6 | .6 | .0 | -- | 3 | 3 | 0 | -- | 1 | 1 | 0 | -- |
| 09... | .9 | .9 | .0 | .02 | 0 | 0 | 0 | 5 | 1 | 1 | 0 | 0 |
| 09... | .0 | .0 | .0 | -- | 13 | 13 | 0 | -- | 1 | 1 | 0 | -- |

| DATE | TOTAL ZINC (ZN) (UG/L) | SUS-PENDED ZINC (ZN) (UG/L) | DIS-SOLVED ZINC (ZN) (UG/L) | TOTAL ZINC IN BOTTOM MA-TERIAL (UG/G) | TOTAL ORGANIC CARBON (C) (MG/L) | CYANIDE (CN) (MG/L) | TOTAL CYANIDE IN BOTTOM MA-TERIAL (UG/G) | PHENOLS (UG/L) | OIL GREASE TOTAL RECOVER ABLE (MG/L) | OIL GREASE TOTAL IN BOTTOM MATER. (MG/KG) | TOTAL PCB (UG/L) | PCB IN BOTTOM MA-TERIAL (UG/KG) |
|---|---|---|---|---|---|---|---|---|---|---|---|---|
| MAR , 1978 | | | | | | | | | | | | |
| 09... | 20 | 10 | 10 | -- | 7.6 | .00 | -- | 2 | 0 | -- | .0 | -- |
| 09... | 20 | 10 | 10 | -- | 16 | .00 | -- | 2 | 0 | -- | .0 | -- |
| 09... | 10 | 0 | 10 | 380 | 7.2 | .00 | 0 | 4 | -- | 0 | .0 | 0 |
| 09... | 20 | 10 | 10 | -- | 19 | .00 | -- | 2 | 0 | -- | .0 | -- |

| DATE | POLY-CHLO-RINATED NAPH-THA-LENES (UG/L) | PCN TOTAL IN BOTTOM MATRL DRY WT. (UG/KG) | TOTAL ALDRIN (UG/L) | ALDRIN IN BOTTOM MA-TERIAL (UG/KG) | TOTAL CHLOR-DANE (UG/L) | CHLOR-DANE IN BOTTOM MA-TERIAL (UG/KG) | TOTAL DDD (UG/L) | DDD IN BOTTOM MA-TERIAL (UG/KG) | TOTAL DDE (UG/L) | DDE IN BOTTOM MA-TERIAL (UG/KG) | TOTAL DDT (UG/L) | DDT IN BOTTOM MA-TERIAL (UG/KG) |
|---|---|---|---|---|---|---|---|---|---|---|---|---|
| MAR , 1978 | | | | | | | | | | | | |
| 09... | .00 | -- | .000 | -- | .0 | -- | .000 | -- | .000 | -- | .000 | -- |
| 09... | .00 | -- | .000 | -- | .0 | -- | .000 | -- | .000 | -- | .000 | -- |
| 09... | .00 | .0 | .000 | .0 | .0 | 0 | .000 | .0 | .000 | .0 | .000 | .0 |
| 09... | .00 | -- | .000 | -- | .0 | -- | .000 | -- | .000 | -- | .000 | -- |

| DATE | TOTAL DI-AZINON (UG/L) | DI-AZINON IN BOTTOM MA-TERIAL (UG/KG) | TOTAL DI-ELDRIN (UG/L) | DI-ELDRIN IN BOTTOM MA-TERIAL (UG/KG) | TOTAL ENDO-SULFAN (UG/L) | TOTAL ENDRIN (UG/L) | ENDRIN IN BOTTOM MA-TERIAL (UG/KG) | TOTAL ETHION (UG/L) | ETHION IN BOTTOM MA-TERIAL (UG/KG) | TOTAL HEPTA-CHLOR (UG/L) | HEPTA-CHLOR IN BOTTOM MA-TERIAL (UG/KG) | TOTAL HEPTA-CHLOR EPOXIDE (UG/L) |
|---|---|---|---|---|---|---|---|---|---|---|---|---|
| MAR , 1978 | | | | | | | | | | | | |
| 09... | .00 | -- | .000 | -- | .000 | .000 | -- | .00 | -- | .000 | -- | .000 |
| 09... | .00 | -- | .000 | -- | .000 | .000 | -- | .00 | -- | .000 | -- | .000 |
| 09... | .01 | .0 | .000 | .0 | .000 | .000 | .0 | .00 | .0 | .000 | .0 | .000 |
| 09... | .01 | -- | .000 | -- | .000 | .000 | -- | .00 | -- | .000 | -- | .000 |

TABLE 4.--CHEMICAL AND PHYSICAL CONSTITUENTS, BAYOU BLACK--Continued

293730091040200 BAYOU BLACK (AT MILE 21.0), 3.3 MILES SOUTHEAST OF AMELIA, LA--Continued

WATER QUALITY DATA

| DATE | HEPTA-CHLOR EPOXIDE IN BOT-TOM MA-TERIAL (UG/KG) | TOTAL LINDANE (UG/L) | LINDANE IN BOTTOM MA-TERIAL (UG/KG) | TOTAL MALA-THION (UG/L) | MALA-THION IN BOTTOM MA-TERIAL (UG/KG) | TOTAL METH-OXY-CHLOR (UG/L) | TOTAL METHYL PARA-THION (UG/L) | METHYL PARA-THION IN BOT-TOM MA-TERIAL (UG/KG) | TOTAL METHYL TRI-THION (UG/L) | METHYL TRI-THION IN BOT-TOM MA-TERIAL (UG/KG) | TOTAL MIREX (UG/L) |
|---|---|---|---|---|---|---|---|---|---|---|---|
| MAR , 1978 | | | | | | | | | | | |
| 09... | -- | .000 | -- | .00 | -- | .00 | .00 | -- | .00 | -- | .00 |
| 09... | -- | .000 | -- | .00 | -- | .00 | .00 | -- | .00 | -- | .00 |
| 09... | .0 | .000 | .0 | .00 | .0 | .00 | .00 | .0 | .00 | .0 | .00 |
| 09... | -- | .000 | -- | .00 | -- | .00 | .00 | -- | .00 | -- | .00 |

| DATE | MIREX IN BOT-TOM MA-TERIALS (UG/KG DRY SOLIDS) | TOTAL PARA-THION (UG/L) | PARA-THION IN BOTTOM MA-TERIAL (UG/KG) | PER-THANE TOTAL (UG/L) | TOTAL TOX-APHENE (UG/L) | TOX-APHENE IN BOTTOM MA-TERIAL (UG/KG) | TOTAL TRI-THION (UG/L) | TRI-THION IN BOTTOM MA-TERIAL (UG/KG) | TOTAL 2,4-D (UG/L) | TOTAL 2,4,5-T (UG/L) | TOTAL SILVEX (UG/L) |
|---|---|---|---|---|---|---|---|---|---|---|---|
| MAR , 1978 | | | | | | | | | | | |
| 09... | -- | .00 | -- | .00 | .0 | -- | .00 | -- | .09 | .00 | .01 |
| 09... | -- | .00 | -- | .00 | .0 | -- | .00 | -- | .07 | .00 | .00 |
| 09... | .0 | .00 | .0 | .00 | .0 | 0 | .00 | .0 | -- | -- | -- |
| 09... | -- | .00 | -- | .00 | .0 | -- | .00 | -- | -- | -- | -- |

TABLE 4.--CHEMICAL AND PHYSICAL CONSTITUENTS, BAYOU BLACK--Continued

293738091031600 BAYOU BLACK 0.6 MILE NORTH OF INTRACOASTAL WATERWAY (AT MILE 83.3 WHL), NEAR AMELIA, LA

WATER QUALITY DATA

| DATE | TIME | SPECIFIC CONDUCTANCE (MICROMHOS) | PH (UNITS) | COLOR (PLATINUM-COBALT UNITS) | TURBIDITY (JTU) | SETTLEABLE MATTER (ML/L/HR) | CHEMICAL OXYGEN DEMAND (HIGH LEVEL) (MG/L) | COD IN BOTTOM MATERIAL (MG/KG) | HARDNESS (CA,MG) (MG/L) | NONCARBONATE HARDNESS (MG/L) | DISSOLVED CALCIUM (CA) (MG/L) | DISSOLVED MAGNESIUM (MG) (MG/L) |
|---|---|---|---|---|---|---|---|---|---|---|---|---|
| APR , 1978 | | | | | | | | | | | | |
| 19... | UPSTREAM | 321 | 7.4 | 20 | 65 | <1.0 | 34 | -- | 120 | 35 | 33 | 10 |
| 19... | DOWNSTREAM | 317 | 7.7 | 30 | 85 | <1.0 | 32 | -- | 120 | 35 | 3.2 | 9.8 |
| 19... | EFFLUENT | 735 | 7.2 | 20 | -- | 850 | 54 | 7700 | 130 | 0 | 30 | 14 |
| 19... | DISPOSAL AREA | 329 | 7.6 | 30 | 120 | -- | 34 | -- | 120 | 33 | 32 | 10 |

| DATE | DISSOLVED SODIUM (NA) (MG/L) | PERCENT SODIUM | SODIUM ADSORPTION RATIO | DISSOLVED POTASSIUM (K) (MG/L) | BICARBONATE (HCO3) (MG/L) | CARBONATE (CO3) (MG/L) | ALKALINITY AS CACO3 (MG/L) | CARBON DIOXIDE (CO2) (MG/L) | DISSOLVED SULFATE (SO4) (MG/L) | DISSOLVED CHLORIDE (CL) (MG/L) | TOTAL NONFILTRABLE RESIDUE (MG/L) | SUSPENDED SOLIDS (MG/L) |
|---|---|---|---|---|---|---|---|---|---|---|---|---|
| APR , 1978 | | | | | | | | | | | | |
| 19... | 15 | 20 | .6 | 4.5 | 108 | 0 | 89 | 6.9 | 35 | 21 | 80 | 80 |
| 19... | 14 | 20 | .6 | 3.4 | 104 | 0 | 85 | 3.3 | 35 | 20 | 131 | 131 |
| 19... | 110 | 63 | 4.2 | 4.3 | 264 | 0 | 217 | 27 | 42 | 81 | 144 | 85 |
| 19... | 17 | 23 | .7 | 3.5 | 108 | 0 | 89 | 4.3 | 36 | 22 | 85 | 144 |

| DATE | LOSS ON IGNITION IN BOTTOM MATERIAL (MG/KG) | VOL. NONFILTRABLE RESIDUE (MG/L) | TOTAL NITRATE (N) (MG/L) | TOTAL NITRITE (N) (MG/L) | TOTAL NITRITE PLUS NITRATE (N) (MG/L) | TOTAL AMMONIA NITROGEN (N) (MG/L) | DISSOLVED AMMONIA NITROGEN (N) (MG/L) | TOTAL AMMONIA NITROGEN IN BOTTOM MAT. (MG/KG) | DISSOLVED AMMONIA (NH4) (MG/L) | TOTAL ORGANIC NITROGEN (N) (MG/L) | DISSOLVED ORGANIC NITROGEN (N) (MG/L) | TOTAL KJELDAHL NITROGEN (N) (MG/L) |
|---|---|---|---|---|---|---|---|---|---|---|---|---|
| APR , 1978 | | | | | | | | | | | | |
| 19... | -- | 7 | 1.4 | .02 | 1.4 | .06 | .01 | -- | .00 | .79 | .79 | .85 |
| 19... | -- | 14 | 1.3 | .03 | 1.3 | .10 | .01 | -- | .01 | .81 | .81 | .91 |
| 19... | 28700 | 18 | .13 | .13 | .26 | -- | .36 | 16 | .46 | -- | 1.0 | 2.3 |
| 19... | -- | 13 | 1.3 | .05 | 1.3 | -- | .03 | -- | .04 | -- | .74 | .82 |

| DATE | SUSPENDED KJEL. NITROGEN (N) (MG/L) | DISSOLVED KJEL. NITROGEN (N) (MG/L) | TOTAL KJEL. NITROGEN IN BOTTOM MAT. (MG/KG) | TOTAL NITROGEN (N) (MG/L) | TOTAL NITROGEN (NO3) (MG/L) | TOTAL PHOSPHORUS (P) (MG/L) | DISSOLVED PHOSPHORUS (P) (MG/L) | TOTAL ARSENIC (AS) (UG/L) | SUSPENDED ARSENIC (AS) (UG/L) | DISSOLVED ARSENIC (AS) (UG/L) | TOTAL ARSENIC IN BOTTOM MATERIAL (UG/G) | TOTAL BERYLLIUM (BE) (UG/L) |
|---|---|---|---|---|---|---|---|---|---|---|---|---|
| APR , 1978 | | | | | | | | | | | | |
| 19... | .02 | .80 | -- | 2.2 | 10 | .17 | .04 | 2 | 1 | 1 | -- | 0 |
| 19... | .00 | .82 | -- | 2.2 | 9.4 | .15 | .02 | 2 | 1 | 1 | -- | 0 |
| 19... | .90 | 1.4 | 225 | 2.6 | 11 | .22 | .02 | 5 | 1 | 4 | 6 | 0 |
| 19... | .05 | .77 | -- | 2.1 | 9.4 | .16 | .02 | 2 | 1 | 1 | -- | 0 |

| DATE | SUSPENDED BERYLLIUM (BE) (UG/L) | DISSOLVED BERYLLIUM (BE) (UG/L) | TOTAL BERYLLIUM IN BOTTOM MATERIAL (UG/G) | TOTAL CADMIUM (CD) (UG/L) | SUSPENDED CADMIUM (CD) (UG/L) | DISSOLVED CADMIUM (CD) (UG/L) | TOTAL CADMIUM IN BOTTOM MATERIAL (UG/G) | TOTAL CHROMIUM (CR) (UG/L) | SUSPENDED CHROMIUM (CR) (UG/L) | DISSOLVED CHROMIUM (CR) (UG/L) | TOTAL CHROMIUM IN BOTTOM MATERIAL (UG/G) | HEXAVALENT CHROMIUM (CR6) (UG/L) |
|---|---|---|---|---|---|---|---|---|---|---|---|---|
| APR , 1978 | | | | | | | | | | | | |
| 19... | 0 | 0 | -- | 0 | 0 | 0 | -- | 10 | 0 | 10 | -- | 0 |
| 19... | 0 | 0 | -- | 0 | 0 | 0 | -- | 0 | 0 | 0 | -- | 0 |
| 19... | 0 | 0 | 1 | 0 | 0 | 0 | .16 | 0 | 0 | 0 | 4 | 0 |
| 19... | 0 | 0 | -- | 0 | 0 | 0 | -- | 0 | 0 | 0 | -- | 0 |

< Actual value is known to be less than the value shown.

TABLE 4.--CHEMICAL AND PHYSICAL CONSTITUENTS, BAYOU BLACK--Continued

293738091031600 BAYOU BLACK 0.6 MILE NORTH OF INTRACOASTAL WATERWAY (AT MILE 83.3 WHL), NEAR AMELIA, LA--Continued

WATER QUALITY DATA

| DATE | TOTAL COPPER (CU) (UG/L) | SUS-PENDED COPPER (CU) (UG/L) | DIS-SOLVED COPPER (CU) (UG/L) | TOTAL COPPER IN BOTTOM MA-TERIAL (UG/G) | DIS-SOLVED IRON (FE) (UG/L) | TOTAL LEAD (PB) (UG/L) | SUS-PENDED LEAD (PB) (UG/L) | DIS-SOLVED LEAD (PB) (UG/L) | TOTAL LEAD IN BOTTOM MA-TERIAL (UG/G) | TOTAL MAN-GANESE (MN) (UG/L) |
|---|---|---|---|---|---|---|---|---|---|---|
| APR , 1978 | | | | | | | | | | |
| 19... | 4 | 0 | 4 | -- | 30 | 7 | 7 | 0 | -- | 70 |
| 19... | 5 | 1 | 4 | -- | 20 | 6 | 6 | 0 | -- | 110 |
| 19... | 10 | 5 | 5 | 4 | 50 | 7 | 7 | 0 | 20 | 1100 |
| 19... | 6 | 3 | 3 | -- | 50 | 6 | 6 | 0 | -- | 120 |

| DATE | SUS-PENDED MAN-GANESE (MN) (UG/L) | DIS-SOLVED MAN-GANESE (MN) (UG/L) | TOTAL MANGA-NESE IN BOTTOM MA-TERIAL (UG/G) | TOTAL MERCURY (HG) (UG/L) | SUS-PENDED MERCURY (HG) (UG/L) | DIS-SOLVED MERCURY (HG) (UG/L) | TOTAL MERCURY IN BOTTOM MA-TERIAL (UG/G) | TOTAL NICKEL (NI) (UG/L) | SUS-PENDED NICKEL (NI) (UG/L) | DIS-SOLVED NICKEL (NI) (UG/L) | TOTAL NICKEL IN BOTTOM MA-TERIAL (UG/G) |
|---|---|---|---|---|---|---|---|---|---|---|---|
| APR , 1978 | | | | | | | | | | | |
| 19... | 70 | 0 | -- | .0 | .0 | .0 | -- | 4 | 4 | 0 | -- |
| 19... | 110 | 0 | -- | .0 | .0 | .0 | -- | 4 | 4 | 0 | -- |
| 19... | 0 | 1100 | 450 | .0 | .0 | .0 | .03 | 10 | 8 | 2 | 10 |
| 19... | 110 | 10 | -- | .0 | .0 | .0 | -- | 5 | 5 | 0 | -- |

| DATE | TOTAL SELE-NIUM (SE) (UG/L) | SUS-PENDED SELE-NIUM (SE) (UG/L) | DIS-SOLVED SELE-NIUM (SE) (UG/L) | TOTAL SELE-NIUM IN BOTTOM MA-TERIAL (UG/G) | DIS-SOLVED VANA-DIUM (V) (UG/L) | TOTAL ZINC (ZN) (UG/L) | SUS-PENDED ZINC (ZN) (UG/L) | DIS-SOLVED ZINC (ZN) (UG/L) | TOTAL ZINC IN BOTTOM MA-TERIAL (UG/G) | TOTAL ORGANIC CARBON (C) (MG/L) | CYANIDE (CN) (MG/L) |
|---|---|---|---|---|---|---|---|---|---|---|---|
| APR , 1978 | | | | | | | | | | | |
| 19... | 0 | 0 | 0 | -- | .0 | 100 | 80 | 20 | -- | 9.6 | .00 |
| 19... | 0 | 0 | 0 | -- | .0 | 40 | 30 | 10 | -- | 6.7 | .00 |
| 19... | 0 | 0 | 0 | 0 | .0 | 20 | 10 | 10 | 25 | 15 | .00 |
| 19... | 0 | 0 | 0 | -- | .0 | 30 | 20 | 10 | -- | 7.5 | .00 |

| DATE | TOTAL CYANIDE IN BOTTOM MA-TERIAL (UG/G) | PHENOLS (UG/L) | OIL GREASE TOTAL RECOVER ABLE (MG/L) | OIL GREASE TOTAL IN BOTTOM MATER. (MG/KG) | TOTAL PCB (UG/L) | PCB IN BOTTOM MA-TERIAL (UG/KG) | POLY-CHLO-RINATED NAPH-THA-LENES (UG/L) | PCN TOTAL IN BOTTOM MATRL DRY WT. (UG/KG) | TOTAL ALDRIN (UG/L) | ALDRIN IN BOTTOM MA-TERIAL (UG/KG) | TOTAL CHLOR-DANE (UG/L) |
|---|---|---|---|---|---|---|---|---|---|---|---|
| APR , 1978 | | | | | | | | | | | |
| 19... | -- | 2 | 0 | -- | .0 | -- | .00 | -- | .000 | -- | .0 |
| 19... | -- | 2 | 0 | -- | .0 | -- | .00 | -- | .000 | -- | .0 |
| 19... | 0 | 4 | -- | 0 | .0 | 0 | .00 | .0 | .000 | .0 | .0 |
| 19... | -- | 1 | 0 | -- | .0 | -- | .00 | -- | .000 | -- | .0 |

| DATE | CHLOR-DANE IN BOTTOM MA-TERIAL (UG/KG) | TOTAL DDD (UG/L) | DDD IN BOTTOM MA-TERIAL (UG/KG) | TOTAL DDE (UG/L) | DDE IN BOTTOM MA-TERIAL (UG/KG) | TOTAL DDT (UG/L) | DDT IN BOTTOM MA-TERIAL (UG/KG) | TOTAL DI-AZINON (UG/L) | DI-AZINON IN BOTTOM MA-TERIAL (UG/KG) | TOTAL DI-ELDRIN (UG/L) | DI-ELDRIN IN BOTTOM MA-TERIAL (UG/KG) |
|---|---|---|---|---|---|---|---|---|---|---|---|
| APR , 1978 | | | | | | | | | | | |
| 19... | -- | .000 | -- | .000 | -- | .000 | -- | .00 | -- | .002 | -- |
| 19... | -- | .000 | -- | .000 | -- | .000 | -- | .00 | -- | .000 | -- |
| 19... | 0 | .000 | .0 | .000 | .0 | .000 | .0 | .01 | .0 | .000 | .0 |
| 19... | -- | .000 | -- | .000 | -- | .000 | -- | .01 | -- | .003 | -- |

TABLE 4.--CHEMICAL AND PHYSICAL CONSTITUENTS, BAYOU BLACK--Continued

293738091031600 BAYOU BLACK 0.6 MILE NORTH OF INTRACOASTAL WATERWAY (AT MILE 83.3 WHL), NEAR AMELIA, LA--Continued

WATER QUALITY DATA

| DATE | TOTAL ENDO-SULFAN (UG/L) | TOTAL ENDRIN (UG/L) | ENDRIN IN BOTTOM MA-TERIAL (UG/KG) | TOTAL ETHION (UG/L) | ETHION IN BOTTOM MA-TERIAL (UG/KG) | TOTAL HEPTA-CHLOR (UG/L) | HEPTA-CHLOR IN BOTTOM MA-TERIAL (UG/KG) | TOTAL HEPTA-CHLOR EPOXIDE (UG/L) | HEPTA-CHLOR EPOXIDE IN BOT-TOM MA-TERIAL (UG/KG) | TOTAL LINDANE (UG/L) |
|---|---|---|---|---|---|---|---|---|---|---|
| APR , 1978 | | | | | | | | | | |
| 19... | .000 | .000 | -- | .00 | -- | .000 | -- | .001 | -- | .000 |
| 19... | .000 | .000 | -- | .00 | -- | .000 | -- | .000 | -- | .000 |
| 19... | .000 | .000 | .0 | .00 | .0 | .000 | .0 | .000 | .0 | .000 |
| 19... | .000 | .003 | -- | .00 | -- | .000 | -- | .001 | -- | .000 |

| DATE | LINDANE IN BOTTOM MA-TERIAL (UG/KG) | TOTAL MALA-THION (UG/L) | MALA-THION IN BOTTOM MA-TERIAL (UG/KG) | TOTAL METH-OXY-CHLOR (UG/L) | TOTAL METHYL PARA-THION (UG/L) | METHYL PARA-THION IN BOT-TOM MA-TERIAL (UG/KG) | TOTAL METHYL TRI-THION (UG/L) | METHYL TRI-THION IN BOT-TOM MA-TERIAL (UG/KG) | TOTAL MIREX (UG/L) | MIREX IN BOT-TOM MA-TERIALS (UG/KG ORY SOLIDS) |
|---|---|---|---|---|---|---|---|---|---|---|
| APR , 1978 | | | | | | | | | | |
| 19... | -- | .00 | -- | .00 | .00 | -- | .00 | -- | .00 | -- |
| 19... | -- | .00 | -- | .00 | .00 | -- | .00 | -- | .00 | -- |
| 19... | .0 | .00 | .0 | .00 | .00 | .0 | .00 | .0 | .00 | .0 |
| 19... | -- | .00 | -- | .00 | .00 | -- | .00 | -- | .00 | -- |

| DATE | TOTAL PARA-THION (UG/L) | PARA-THION IN BOTTOM MA-TERIAL (UG/KG) | PER-THANE TOTAL (UG/L) | TOTAL TOX-APHENE (UG/L) | TOX-APHENE IN BOTTOM MA-TERIAL (UG/KG) | TOTAL TRI-THION (UG/L) | TRI-THION IN BOTTOM MA-TERIAL (UG/KG) | TOTAL 2,4-D (UG/L) | TOTAL 2,4,5-T (UG/L) | TOTAL SILVEX (UG/L) |
|---|---|---|---|---|---|---|---|---|---|---|
| APR , 1978 | | | | | | | | | | |
| 19... | .00 | -- | .00 | .0 | -- | .00 | -- | .05 | .01 | .00 |
| 19... | .00 | -- | .00 | .0 | -- | .00 | -- | .00 | .00 | .00 |
| 19... | .00 | .0 | .00 | .0 | 0 | .00 | .0 | .03 | .01 | .00 |
| 19... | .00 | -- | .00 | .0 | -- | .00 | -- | .05 | .01 | .01 |

TABLE 5.--CHEMICAL AND PHYSICAL CONSTITUENTS, CALCASIEU RIVER AT DEVILS ELBOW AND GULF OF MEXICO AT CALCASIEU SHIP CHANNEL

300658093200400 CALCASIEU RIVER AT DEVILS ELBOW 4.7 MILES SOUTHEAST OF CARLYSS, LA

WATER QUALITY DATA

| DATE | TIME | SPECIFIC CONDUCTANCE (MICROMHOS) | PH (UNITS) | COLOR (PLATINUM-COBALT UNITS) | TURBIDITY (JTU) | SETTLEABLE MATTER (ML/L/HR) | CHEMICAL OXYGEN DEMAND (HIGH LEVEL) (MG/L) | COD IN BOTTOM MATERIAL (MG/KG) | HARDNESS (CA,MG) (MG/L) | NONCARBONATE HARDNESS (MG/L) | DISSOLVED CALCIUM (CA) (MG/L) | DISSOLVED MAGNESIUM (MG) (MG/L) |
|---|---|---|---|---|---|---|---|---|---|---|---|---|
| OCT , 1977 | | | | | | | | | | | | |
| 04... | UPSTREAM | 21000 | 7.6 | 1 | 5 | <1.0 | 92 | -- | 2500 | 2400 | 170 | 500 |
| 04... | DOWNSTREAM | 21400 | 7.6 | 5 | 3 | <1.0 | 120 | -- | 2500 | 2400 | 170 | 500 |
| 04... | EFFLUENT | 30600 | 7.4 | 10 | 10 | 10 | 82 | 20000 | 3900 | 3700 | 290 | 760 |
| 04... | DISPOSAL AREA | 29900 | 7.6 | 10 | 10 | <1.0 | -- | -- | 3800 | 3600 | 290 | 750 |

| DATE | DISSOLVED SODIUM (NA) (MG/L) | PERCENT SODIUM | SODIUM ADSORPTION RATIO | DISSOLVED POTASSIUM (K) (MG/L) | BICARBONATE (HCO3) (MG/L) | CARBONATE (CO3) (MG/L) | ALKALINITY AS CACO3 (MG/L) | CARBON DIOXIDE (CO2) (MG/L) | DISSOLVED SULFATE (SO4) (MG/L) | DISSOLVED CHLORIDE (CL) (MG/L) | TOTAL NONFILTRABLE RESIDUE (MG/L) | SUSPENDED SOLIDS (MG/L) |
|---|---|---|---|---|---|---|---|---|---|---|---|---|
| OCT , 1977 | | | | | | | | | | | | |
| 04... | 3900 | 76 | 34 | 150 | 109 | 0 | 89 | 4.4 | 1000 | 6900 | 22 | 22 |
| 04... | 3700 | 75 | 32 | 150 | 111 | 0 | 91 | 4.5 | 910 | 7200 | 30 | 30 |
| 04... | 6100 | 76 | 43 | 220 | 200 | 0 | 160 | 13 | 1400 | 11000 | 24 | 24 |
| 04... | 5100 | 73 | 36 | 210 | 224 | 0 | 180 | 9.0 | 1400 | 10000 | -- | -- |

| DATE | LOSS ON IGNITION IN BOTTOM MATERIAL (MG/KG) | VOL. NONFILTRABLE RESIDUE (MG/L) | TOTAL NITRATE (N) (MG/L) | TOTAL NITRITE (N) (MG/L) | TOTAL NITRITE PLUS NITRATE (N) (MG/L) | TOTAL AMMONIA NITROGEN (N) (MG/L) | DISSOLVED AMMONIA NITROGEN (N) (MG/L) | TOTAL AMMONIA NITROGEN IN BOTTOM MAT. (MG/KG) | DISSOLVED AMMONIA (NH4) (MG/L) | TOTAL ORGANIC NITROGEN (N) (MG/L) | DISSOLVED ORGANIC NITROGEN (N) (MG/L) | TOTAL KJELDAHL NITROGEN (N) (MG/L) |
|---|---|---|---|---|---|---|---|---|---|---|---|---|
| OCT , 1977 | | | | | | | | | | | | |
| 04... | -- | 11 | .05 | .11 | .16 | .80 | .80 | -- | 1.0 | .60 | .60 | 1.4 |
| 04... | -- | 25 | .00 | .11 | .11 | .77 | .75 | -- | .97 | .83 | .55 | 1.6 |
| 04... | 200000 | 18 | .00 | .01 | .01 | 4.3 | 3.8 | 1.0 | 4.9 | 4.2 | .80 | 8.2 |
| 04... | -- | -- | .00 | .01 | .01 | 1.8 | .00 | -- | .00 | 3.1 | 4.6 | 4.9 |

| DATE | SUSPENDED KJEL. NITROGEN (N) (MG/L) | DISSOLVED KJEL. NITROGEN (N) (MG/L) | TOTAL KJEL. NITROGEN IN BOTTOM MAT. (MG/KG) | TOTAL NITROGEN (N) (MG/L) | TOTAL NITROGEN (NO3) (MG/L) | TOTAL PHOSPHORUS (P) (MG/L) | DISSOLVED PHOSPHORUS (P) (MG/L) | DISSOLVED ALUMINUM (AL) (UG/L) | TOTAL ARSENIC (AS) (UG/L) | SUSPENDED ARSENIC (AS) (UG/L) | DISSOLVED ARSENIC (AS) (UG/L) | TOTAL ARSENIC IN BOTTOM MATERIAL (UG/G) |
|---|---|---|---|---|---|---|---|---|---|---|---|---|
| OCT , 1977 | | | | | | | | | | | | |
| 04... | .00 | 1.4 | -- | 1.6 | 7.1 | .06 | .04 | -- | 2 | 2 | 0 | -- |
| 04... | .30 | 1.3 | -- | 1.7 | 7.6 | .04 | .04 | -- | 20 | 1 | 1 | -- |
| 04... | 3.9 | 4.6 | 54 | 8.5 | 38 | .04 | .02 | 20 | 2 | 0 | 2 | 11 |
| 04... | .30 | 4.6 | -- | 4.9 | 22 | .10 | .04 | -- | 15 | 14 | 1 | -- |

| DATE | TOTAL BERYLLIUM (BE) (UG/L) | SUSPENDED BERYLLIUM (BE) (UG/L) | DISSOLVED BERYLLIUM (BE) (UG/L) | TOTAL BERYLLIUM IN BOTTOM MATERIAL (UG/G) | TOTAL CADMIUM (CD) (UG/L) | SUSPENDED CADMIUM (CD) (UG/L) | DISSOLVED CADMIUM (CD) (UG/L) | TOTAL CADMIUM IN BOTTOM MATERIAL (UG/G) | TOTAL CHROMIUM (CR) (UG/L) | SUSPENDED CHROMIUM (CR) (UG/L) | DISSOLVED CHROMIUM (CR) (UG/L) | TOTAL CHROMIUM IN BOTTOM MATERIAL (UG/G) |
|---|---|---|---|---|---|---|---|---|---|---|---|---|
| OCT , 1977 | | | | | | | | | | | | |
| 04... | 10 | 0 | 10 | -- | 10 | 10 | 0 | -- | 20 | 10 | 10 | -- |
| 04... | 20 | 0 | 20 | -- | 10 | 10 | 0 | -- | 20 | 0 | 20 | -- |
| 04... | 20 | 0 | 20 | 0 | 20 | 20 | 0 | .12 | 20 | 0 | 20 | 45 |
| 04... | 0 | 0 | 0 | -- | 20 | 20 | 0 | -- | 20 | 0 | 20 | -- |

< Actual value is known to be less than the value shown.

TABLE 5.--CHEMICAL AND PHYSICAL CONSTITUENTS, CALCASIEU RIVER AT DEVILS ELBOW AND GULF OF MEXICO AT CALCASIEU SHIP CHANNEL--Continued

300658093200400 CALCASIEU RIVER AT DEVILS ELBOW 4.7 MILES SOUTHEAST OF CARLYSS, LA--Continued

WATER QUALITY DATA

| DATE | HEXA-VALENT CHRO-MIUM (CR6) (UG/L) | TOTAL COPPER (CU) (UG/L) | SUS-PENDED COPPER (CU) (UG/L) | DIS-SOLVED COPPER (CU) (UG/L) | TOTAL COPPER IN BOTTOM MA-TERIAL (UG/G) | DIS-SOLVED IRON (FE) (UG/L) | TOTAL LEAD (PB) (UG/L) | SUS-PENDED LEAD (PB) (UG/L) | DIS-SOLVED LEAD (PB) (UG/L) | TOTAL LEAD IN BOTTOM MA-TERIAL (UG/G) | TOTAL MAN-GANESE (MN) (UG/L) | SUS-PENDED MAN-GANESE (MN) (UG/L) |
|---|---|---|---|---|---|---|---|---|---|---|---|---|
| OCT , 1977 | | | | | | | | | | | | |
| 04... | 0 | 20 | 15 | 5 | -- | 20 | 100 | 100 | 0 | -- | 590 | 160 |
| 04... | 0 | 30 | 24 | 6 | -- | 20 | 100 | 100 | 0 | -- | 540 | 40 |
| 04... | 0 | 20 | 19 | 1 | 18 | 50 | 200 | 200 | 0 | 20 | 2000 | 400 |
| 04... | 0 | 20 | 11 | 9 | -- | 30 | 200 | 200 | 1 | -- | 18000 | 16000 |

| DATE | DIS-SOLVED MAN-GANESE (MN) (UG/L) | TOTAL MANGA-NESE IN BOTTOM MA-TERIAL (UG/G) | TOTAL MERCURY (HG) (UG/L) | SUS-PENDED MERCURY (HG) (UG/L) | DIS-SOLVED MERCURY (HG) (UG/L) | TOTAL MERCURY IN BOTTOM MA-TERIAL (UG/G) | TOTAL NICKEL (NI) (UG/L) | SUS-PENDED NICKEL (NI) (UG/L) | DIS-SOLVED NICKEL (NI) (UG/L) | TOTAL NICKEL IN BOTTOM MA-TERIAL (UG/G) | TOTAL SELE-NIUM (SE) (UG/L) | SUS-PENDED SELE-NIUM (SE) (UG/L) |
|---|---|---|---|---|---|---|---|---|---|---|---|---|
| OCT , 1977 | | | | | | | | | | | | |
| 04... | 430 | -- | .0 | .0 | .0 | -- | 100 | 98 | 2 | -- | 0 | 0 |
| 04... | 500 | -- | .0 | .0 | .0 | -- | 100 | 100 | 0 | -- | 0 | 0 |
| 04... | 1600 | 220 | .0 | .0 | .0 | .12 | 100 | 100 | 0 | 20 | 0 | 0 |
| 04... | 1800 | -- | .0 | .0 | .0 | -- | 50 | 48 | 2 | -- | 0 | 0 |

| DATE | DIS-SOLVED SELE-NIUM (SE) (UG/L) | TOTAL SELE-NIUM IN BOTTOM MA-TERIAL (UG/G) | TOTAL ZINC (ZN) (UG/L) | SUS-PENDED ZINC (ZN) (UG/L) | DIS-SOLVED ZINC (ZN) (UG/L) | TOTAL ZINC IN BOTTOM MA-TERIAL (UG/G) | TOTAL ORGANIC CARBON (C) (MG/L) | CYANIDE (CN) (MG/L) | TOTAL CYANIDE IN BOTTOM MA-TERIAL (UG/G) | PHENOLS (UG/L) | OIL GREASE TOTAL RECOVER ABLE (MG/L) | OIL GREASE TOTAL IN BOTTOM MATER. (MG/KG) |
|---|---|---|---|---|---|---|---|---|---|---|---|---|
| OCT , 1977 | | | | | | | | | | | | |
| 04... | 0 | -- | 20 | 0 | 20 | -- | 6.2 | .00 | -- | 2 | 0 | -- |
| 04... | 0 | -- | 20 | 10 | 10 | -- | 6.3 | .00 | -- | 4 | 0 | -- |
| 04... | 0 | 0 | 30 | 10 | 20 | 38 | 7.4 | .00 | 0 | 3 | -- | 0 |
| 04... | 0 | -- | 40 | 10 | 30 | -- | 6.9 | .00 | -- | -- | -- | -- |

| DATE | TOTAL PCB (UG/L) | PCB IN BOTTOM MA-TERIAL (UG/KG) | POLY-CHLO-RINATED NAPH-THA-LENES (UG/L) | PCN TOTAL IN BOTTOM MATHL DRY WT. (UG/KG) | TOTAL ALDRIN (UG/L) | ALDRIN IN BOTTOM MA-TERIAL (UG/KG) | TOTAL CHLOR-DANE (UG/L) | CHLOR-DANE IN BOTTOM MA-TERIAL (UG/KG) | TOTAL DDD (UG/L) | DDD IN BOTTOM MA-TERIAL (UG/KG) | TOTAL DDE (UG/L) | DDE IN BOTTOM MA-TERIAL (UG/KG) |
|---|---|---|---|---|---|---|---|---|---|---|---|---|
| OCT , 1977 | | | | | | | | | | | | |
| 04... | .0 | -- | .00 | -- | .008 | -- | .0 | -- | .000 | -- | .000 | -- |
| 04... | .0 | -- | .00 | -- | .006 | -- | .0 | -- | .000 | -- | .000 | -- |
| 04... | .0 | 450 | .00 | .0 | .000 | .0 | .0 | 0 | .000 | .0 | .000 | .0 |
| 04... | .0 | -- | .00 | -- | .004 | -- | .0 | -- | .000 | -- | .000 | -- |

| DATE | TOTAL DDT (UG/L) | DDT IN BOTTOM MA-TERIAL (UG/KG) | TOTAL DI-AZINON (UG/L) | DI-AZINON IN BOTTOM MA-TERIAL (UG/KG) | TOTAL DI-ELDRIN (UG/L) | DI-ELDRIN IN BOTTOM MA-TERIAL (UG/KG) | TOTAL ENDO-SULFAN (UG/L) | TOTAL ENDRIN (UG/L) | ENDRIN IN BOTTOM MA-TERIAL (UG/KG) | TOTAL ETHION (UG/L) | ETHION IN BOTTOM MA-TERIAL (UG/KG) | TOTAL HEPTA-CHLOR (UG/L) |
|---|---|---|---|---|---|---|---|---|---|---|---|---|
| OCT , 1977 | | | | | | | | | | | | |
| 04... | .000 | -- | .00 | -- | .000 | -- | .000 | .000 | -- | .00 | -- | .000 |
| 04... | .000 | -- | .00 | -- | .000 | -- | .000 | .000 | -- | .00 | -- | .000 |
| 04... | .000 | .0 | .03 | .0 | .000 | .0 | .000 | .000 | .0 | .00 | .0 | .000 |
| 04... | .000 | -- | -- | -- | .000 | -- | .000 | .000 | -- | -- | -- | .000 |

TABLE 5.--CHEMICAL AND PHYSICAL CONSTITUENTS, CALCASIEU RIVER AT DEVILS ELBOW AND GULF OF MEXICO AT CALCASIEU SHIP CHANNEL--Continued

300658093200400 CALCASIEU RIVER AT DEVILS ELBOW 4.7 MILES SOUTHEAST OF CARLYSS, LA--Continued

WATER QUALITY DATA

| DATE | HEPTA-CHLOR IN BOTTOM MA-TERIAL (UG/KG) | TOTAL HEPTA-CHLOR EPOXIDE (UG/L) | HEPTA-CHLOR EPOXIDE IN BOT-TOM MA-TERIAL (UG/KG) | TOTAL LINDANE (UG/L) | LINDANE IN BOTTOM MA-TERIAL (UG/KG) | TOTAL MALA-THION (UG/L) | MALA-THION IN BOTTOM MA-TERIAL (UG/KG) | TOTAL METH-OXY-CHLOR (UG/L) | TOTAL METHYL PARA-THION (UG/L) | METHYL PARA-THION IN BOT-TOM MA-TERIAL (UG/KG) | TOTAL METHYL TRI-THION (UG/L) | METHYL TRI-THION IN BOT-TOM MA-TERIAL (UG/KG) |
|---|---|---|---|---|---|---|---|---|---|---|---|---|
| OCT , 1977 | | | | | | | | | | | | |
| 04... | -- | .002 | -- | .002 | -- | .00 | -- | .00 | .00 | -- | .00 | -- |
| 04... | -- | .002 | -- | .002 | -- | .00 | -- | .00 | .00 | -- | .00 | -- |
| 04... | .0 | .000 | .0 | .000 | .0 | .00 | .0 | .00 | .00 | .0 | .00 | .0 |
| 04... | -- | .004 | -- | .000 | -- | -- | -- | .00 | -- | -- | -- | -- |

| DATE | TOTAL MIREX (UG/L) | MIREX IN BOT-TOM MA-TERIALS (UG/KG DRY SOLIDS) | TOTAL PARA-THION (UG/L) | PARA-THION IN BOTTOM MA-TERIAL (UG/KG) | PER-THANE TOTAL (UG/L) | TOTAL TOX-APHENE (UG/L) | TOX-APHENE IN BOTTOM MA-TERIAL (UG/KG) | TOTAL TRI-THION (UG/L) | TRI-THION IN BOTTOM MA-TERIAL (UG/KG) | TOTAL 2,4-D (UG/L) | TOTAL 2,4,5-T (UG/L) | TOTAL SILVEX (UG/L) |
|---|---|---|---|---|---|---|---|---|---|---|---|---|
| OCT , 1977 | | | | | | | | | | | | |
| 04... | .00 | -- | .00 | -- | .00 | 0 | -- | .00 | -- | .11 | .01 | .01 |
| 04... | .00 | -- | .00 | -- | .00 | 0 | -- | .00 | -- | .29 | .01 | .00 |
| 04... | .00 | .0 | .00 | .0 | .00 | 0 | 0 | .00 | .0 | .01 | .00 | .00 |
| 04... | .00 | -- | -- | -- | .00 | 0 | -- | -- | -- | -- | -- | -- |

TABLE 5.--CHEMICAL AND PHYSICAL CONSTITUENTS, CALCASIEU RIVER AT DEVILS ELBOW AND GULF OF MEXICO AT CALCASIEU SHIP CHANNEL--Continued

300438093195900 DEVILS ELBOW 4.2 MILES NORTHWEST OF GRAND LAKE, LA

WATER QUALITY DATA

| DATE | TIME | SPECIFIC CONDUCTANCE (MICROMHOS) | PH (UNITS) | COLOR (PLATINUM-COBALT UNITS) | TURBIDITY (JTU) | SETTLEABLE MATTER (ML/L/HR) | CHEMICAL OXYGEN DEMAND (HIGH LEVEL) (MG/L) | COD IN BOTTOM MATERIAL (MG/KG) | HARDNESS (CA,MG) (MG/L) | NONCARBONATE HARDNESS (MG/L) | DISSOLVED CALCIUM (CA) (MG/L) | DISSOLVED MAGNESIUM (MG) (MG/L) |
|---|---|---|---|---|---|---|---|---|---|---|---|---|
| SEP , 1977 | | | | | | | | | | | | |
| 08... | UPSTREAM | 16400 | 7.2 | 10 | 3 | <1.0 | 220 | -- | 1800 | 1700 | 130 | 350 |
| 08... | DOWNSTREAM | 16900 | 7.2 | 20 | 15 | <1.0 | 340 | -- | 1400 | 1300 | 100 | 280 |
| 08... | EFFLUENT | 33500 | 7.4 | 10 | 20 | -- | 130 | 45000 | 4100 | 3900 | 300 | 810 |
| 08... | DISPOSAL AREA | 31600 | 7.7 | 10 | 10 | -- | 170 | -- | 3900 | 3700 | 280 | 770 |
| OCT | | | | | | | | | | | | |
| 04... | UPSTREAM | 17000 | 7.3 | 20 | 2 | <1.0 | 85 | -- | 1800 | 1700 | 130 | 370 |
| 04... | DOWNSTREAM | 17200 | 7.5 | 15 | 3 | <1.0 | 96 | -- | 1900 | 1800 | 130 | 380 |
| 04... | EFFLUENT | 36500 | 7.6 | 10 | 35 | 15 | 74 | 52000 | 4700 | 4400 | 350 | 940 |
| 04... | DISPOSAL AREA | 22200 | 8.0 | 30 | 4 | <1.0 | 130 | -- | 2700 | 2600 | 240 | 520 |

| DATE | DISSOLVED SODIUM (NA) (MG/L) | PERCENT SODIUM | SODIUM ADSORPTION RATIO | DISSOLVED POTASSIUM (K) (MG/L) | BICARBONATE (HCO3) (MG/L) | CARBONATE (CO3) (MG/L) | ALKALINITY AS CACO3 (MG/L) | CARBON DIOXIDE (CO2) (MG/L) | DISSOLVED SULFATE (SO4) (MG/L) | DISSOLVED CHLORIDE (CL) (MG/L) | TOTAL NONFILTRABLE RESIDUE (MG/L) | SUSPENDED SOLIDS (MG/L) |
|---|---|---|---|---|---|---|---|---|---|---|---|---|
| SEP , 1977 | | | | | | | | | | | | |
| 08... | 3000 | 77 | 31 | 110 | 80 | 0 | 66 | 8.1 | 740 | 5500 | 30 | 30 |
| 08... | 1900 | 73 | 22 | 93 | 80 | 0 | 66 | 8.1 | 740 | 3500 | 94 | 94 |
| 08... | 6600 | 77 | 45 | 240 | 245 | 0 | 200 | 16 | 1500 | 12000 | 60 | 60 |
| 08... | 5800 | 75 | 41 | 220 | 228 | 0 | 190 | 7.3 | 1400 | 11000 | 35 | 35 |
| OCT | | | | | | | | | | | | |
| 04... | 3100 | 77 | 31 | 120 | 86 | 0 | 71 | 6.9 | 770 | 5500 | 25 | 25 |
| 04... | 3000 | 76 | 30 | 120 | 79 | 0 | 65 | 4.0 | 740 | 5600 | 22 | 22 |
| 04... | 7700 | 77 | 49 | 250 | 390 | 0 | 320 | 16 | 1700 | 14000 | 166 | 166 |
| 04... | 4400 | 77 | 37 | 150 | 223 | 0 | 180 | 3.6 | 1100 | 7600 | 29 | 29 |

| DATE | LOSS ON IGNITION IN BOTTOM MATERIAL (MG/KG) | VOL. NONFILTRABLE RESIDUE (MG/L) | TOTAL NITRATE (N) (MG/L) | TOTAL NITRITE (N) (MG/L) | TOTAL NITRITE PLUS NITRATE (N) (MG/L) | TOTAL AMMONIA NITROGEN (N) (MG/L) | DISSOLVED AMMONIA NITROGEN (N) (MG/L) | TOTAL AMMONIA NITROGEN IN BOTTOM MAT. (MG/KG) | DISSOLVED AMMONIA (NH4) (MG/L) | TOTAL ORGANIC NITROGEN (N) (MG/L) | DISSOLVED ORGANIC NITROGEN (N) (MG/L) | TOTAL KJELDAHL NITROGEN (N) (MG/L) |
|---|---|---|---|---|---|---|---|---|---|---|---|---|
| SEP , 1977 | | | | | | | | | | | | |
| 08... | -- | 13 | -- | -- | -- | -- | -- | -- | -- | -- | -- | -- |
| 08... | -- | 25 | -- | -- | -- | -- | -- | -- | -- | -- | -- | -- |
| 08... | 98000 | 30 | -- | -- | -- | -- | -- | 17 | -- | -- | -- | -- |
| 08... | -- | 17 | -- | -- | -- | -- | -- | -- | -- | -- | -- | -- |
| OCT | | | | | | | | | | | | |
| 04... | -- | 16 | .04 | .03 | .07 | .75 | .58 | -- | .75 | .75 | .52 | 1.5 |
| 04... | -- | 15 | .04 | .04 | .08 | .70 | .59 | -- | .76 | .90 | .61 | 1.6 |
| 04... | 200000 | 28 | .01 | .01 | .02 | 17 | 16 | 82 | 21 | 3.0 | .00 | 20 |
| 04... | -- | 19 | .04 | .01 | .05 | 1.6 | 1.1 | -- | 1.4 | 1.9 | .90 | 3.5 |

| DATE | SUSPENDED KJEL. NITROGEN (N) (MG/L) | DISSOLVED KJEL. NITROGEN (N) (MG/L) | TOTAL KJEL. NITROGEN IN BOTTOM MAT. (MG/KG) | TOTAL NITROGEN (N) (MG/L) | TOTAL NITROGEN (NO3) (MG/L) | TOTAL PHOSPHORUS (P) (MG/L) | DISSOLVED PHOSPHORUS (P) (MG/L) | DISSOLVED ALUMINUM (AL) (UG/L) | TOTAL ARSENIC (AS) (UG/L) | SUSPENDED ARSENIC (AS) (UG/L) | DISSOLVED ARSENIC (AS) (UG/L) | TOTAL ARSENIC IN BOTTOM MATERIAL (UG/G) |
|---|---|---|---|---|---|---|---|---|---|---|---|---|
| SEP , 1977 | | | | | | | | | | | | |
| 08... | -- | .73 | -- | -- | -- | -- | .03 | -- | 0 | 0 | 0 | -- |
| 08... | -- | .83 | -- | -- | -- | -- | .09 | -- | 1 | 0 | 1 | -- |
| 08... | -- | 7.1 | 80 | -- | -- | -- | .02 | -- | 2 | 0 | 2 | 13 |
| 08... | -- | .83 | -- | -- | -- | -- | .18 | -- | 2 | 0 | 2 | -- |
| OCT | | | | | | | | | | | | |
| 04... | .40 | 1.1 | -- | 1.6 | 7.0 | .15 | .15 | -- | 2 | 1 | 1 | -- |
| 04... | .40 | 1.2 | -- | 1.7 | 7.4 | .16 | .11 | -- | 2 | 1 | 1 | -- |
| 04... | 5.0 | 15 | 93 | 20 | 89 | .08 | .01 | 20 | 3 | 2 | 1 | 11 |
| 04... | 1.5 | 2.0 | -- | 3.6 | 16 | .17 | .04 | -- | 3 | 2 | 1 | -- |

< Actual value is known to be less than the value shown.

TABLE 5.--CHEMICAL AND PHYSICAL CONSTITUENTS, CALCASIEU RIVER AT DEVILS ELBOW AND GULF OF MEXICO AT CALCASIEU SHIP CHANNEL--Continued

300438093195900 DEVILS ELBOW 4.2 MILES NORTHWEST OF GRAND LAKE, LA--Continued

WATER QUALITY DATA

| DATE | TOTAL BERYL-LIUM (BE) (UG/L) | SUS-PENDED BERYL-LIUM (BE) (UG/L) | DIS-SOLVED BERYL-LIUM (BE) (UG/L) | TOTAL BERYL-LIUM IN BOTTOM MA-TERIAL (UG/G) | TOTAL CAD-MIUM (CD) (UG/L) | SUS-PENDED CAD-MIUM (CD) (UG/L) | DIS-SOLVED CAD-MIUM (CD) (UG/L) | TOTAL CADMIUM IN BOTTOM MA-TERIAL (UG/G) | TOTAL CHRO-MIUM (CR) (UG/L) | SUS-PENDED CHRO-MIUM (CR) (UG/L) | DIS-SOLVED CHRO-MIUM (CR) (UG/L) | TOTAL CHRO-MIUM IN BOTTOM MA-TERIAL (UG/G) |
|---|---|---|---|---|---|---|---|---|---|---|---|---|
| SEP , 1977 | | | | | | | | | | | | |
| 08... | 10 | 0 | 10 | -- | 10 | 9 | 1 | -- | 10 | 10 | 0 | -- |
| 08... | 20 | 10 | 10 | -- | 10 | 9 | 1 | -- | 10 | 10 | 0 | -- |
| 08... | 20 | 0 | 20 | 1 | 20 | 20 | 0 | .05 | 20 | 20 | 0 | 11 |
| 08... | 20 | 0 | 20 | -- | 20 | 20 | 0 | -- | 20 | 20 | 0 | -- |
| OCT | | | | | | | | | | | | |
| 04... | 0 | 0 | 0 | -- | 10 | 9 | 1 | -- | 30 | 0 | 30 | -- |
| 04... | 0 | 0 | 0 | -- | 10 | 10 | 0 | -- | 20 | 0 | 20 | -- |
| 04... | 20 | 0 | 20 | 0 | 20 | 20 | 0 | .13 | 30 | 20 | 10 | 45 |
| 04... | 0 | 0 | 0 | -- | 10 | 10 | 0 | -- | 20 | 0 | 20 | -- |

| DATE | HEXA-VALENT CHRO-MIUM (CR6) (UG/L) | TOTAL COPPER (CU) (UG/L) | SUS-PENDED COPPER (CU) (UG/L) | DIS-SOLVED COPPER (CU) (UG/L) | TOTAL COPPER IN BOTTOM MA-TERIAL (UG/G) | DIS-SOLVED IRON (FE) (UG/L) | TOTAL LEAD (PB) (UG/L) | SUS-PENDED LEAD (PB) (UG/L) | DIS-SOLVED LEAD (PB) (UG/L) | TOTAL LEAD IN BOTTOM MA-TERIAL (UG/G) | TOTAL MAN-GANESE (MN) (UG/L) | SUS-PENDED MAN-GANESE (MN) (UG/L) |
|---|---|---|---|---|---|---|---|---|---|---|---|---|
| SEP , 1977 | | | | | | | | | | | | |
| 08... | 0 | <10 | <4 | 6 | -- | 30 | 100 | 99 | 1 | -- | 100 | 0 |
| 08... | 0 | <10 | <5 | 5 | -- | 60 | 100 | 100 | 0 | -- | 170 | 10 |
| 08... | 0 | 20 | 19 | 1 | 6 | 730 | 200 | 200 | 1 | <10 | 2800 | 500 |
| 08... | 0 | <10 | <8 | 2 | -- | 30 | 200 | 200 | 1 | -- | 2700 | 400 |
| OCT | | | | | | | | | | | | |
| 04... | 0 | 30 | 19 | 11 | -- | 30 | 100 | 97 | 3 | -- | 110 | 70 |
| 04... | 0 | 40 | 33 | 7 | -- | 40 | 100 | 99 | 1 | -- | 120 | 80 |
| 04... | 0 | 20 | 19 | 1 | -- | 120 | 200 | 200 | 0 | 20 | 5200 | 1600 |
| 04... | 0 | 60 | 54 | 6 | -- | 40 | 100 | 96 | 4 | -- | 1000 | 790 |

| DATE | DIS-SOLVED MAN-GANESE (MN) (UG/L) | TOTAL MANGA-NESE IN BOTTOM MA-TERIAL (UG/G) | TOTAL MERCURY (HG) (UG/L) | SUS-PENDED MERCURY (HG) (UG/L) | DIS-SOLVED MERCURY (HG) (UG/L) | TOTAL MERCURY IN BOTTOM MA-TERIAL (UG/G) | TOTAL NICKEL (NI) (UG/L) | SUS-PENDED NICKEL (NI) (UG/L) | DIS-SOLVED NICKEL (NI) (UG/L) | TOTAL NICKEL IN BOTTOM MA-TERIAL (UG/G) | TOTAL SELE-NIUM (SE) (UG/L) | SUS-PENDED SELE-NIUM (SE) (UG/L) |
|---|---|---|---|---|---|---|---|---|---|---|---|---|
| SEP , 1977 | | | | | | | | | | | | |
| 08... | 100 | -- | .0 | .0 | .0 | -- | 50 | 48 | 2 | -- | 0 | 0 |
| 08... | 160 | -- | .0 | .0 | .0 | -- | 50 | 47 | 3 | -- | 1 | 0 |
| 08... | 2300 | 120 | .0 | .0 | .0 | .24 | 150 | 150 | 1 | 5 | 1 | 0 |
| 08... | 2300 | -- | .0 | .0 | .0 | -- | 150 | 150 | 3 | -- | 0 | 0 |
| OCT | | | | | | | | | | | | |
| 04... | 40 | -- | .0 | .0 | .0 | -- | 50 | 47 | 3 | -- | 0 | 0 |
| 04... | 40 | -- | .0 | .0 | .0 | -- | 50 | 48 | 2 | -- | 0 | 0 |
| 04... | 3600 | 260 | .0 | .0 | .0 | .18 | 150 | 150 | 0 | 15 | 0 | 0 |
| 04... | 210 | -- | .0 | .0 | .0 | -- | 100 | 100 | 0 | -- | 0 | 0 |

| DATE | DIS-SOLVED SELE-NIUM (SE) (UG/L) | TOTAL SELE-NIUM IN BOTTOM MA-TERIAL (UG/G) | TOTAL ZINC (ZN) (UG/L) | SUS-PENDED ZINC (ZN) (UG/L) | DIS-SOLVED ZINC (ZN) (UG/L) | TOTAL ZINC IN BOTTOM MA-TERIAL (UG/G) | TOTAL ORGANIC CARBON (C) (MG/L) | CYANIDE (CN) (MG/L) | TOTAL CYANIDE IN BOTTOM MA-TERIAL (UG/G) | PHENOLS (UG/L) | OIL GREASE TOTAL RECOVER ABLE (MG/L) | OIL GREASE TOTAL IN BOTTOM MATER. (MG/KG) |
|---|---|---|---|---|---|---|---|---|---|---|---|---|
| SEP , 1977 | | | | | | | | | | | | |
| 08... | 0 | -- | 20 | 0 | 20 | -- | 7.2 | .00 | -- | 2 | 0 | -- |
| 08... | 1 | -- | 20 | 0 | 20 | -- | 7.8 | .00 | -- | 2 | 0 | -- |
| 08... | 1 | 0 | 30 | 0 | 30 | 7 | 7.2 | .00 | 0 | 3 | -- | 0 |
| 08... | 0 | -- | 30 | 10 | 20 | -- | 7.9 | .00 | -- | 2 | 0 | -- |
| OCT | | | | | | | | | | | | |
| 04... | 0 | -- | 30 | 0 | 30 | -- | 7.1 | .00 | -- | 4 | 0 | -- |
| 04... | 0 | -- | 20 | 0 | 20 | -- | 7.7 | .00 | -- | 4 | 0 | -- |
| 04... | 0 | 0 | 30 | 10 | 20 | 35 | 7.3 | .00 | 0 | 3 | -- | 0 |
| 04... | 0 | -- | 20 | 0 | 20 | -- | 13 | .00 | -- | 6 | 0 | -- |

< Actual value is known to be less than the value shown.

TABLE 5.--CHEMICAL AND PHYSICAL CONSTITUENTS, CALCASIEU RIVER AT DEVILS ELBOW AND GULF OF MEXICO AT CALCASIEU SHIP CHANNEL--Continued

300438093195900 DEVILS ELBOW 4.2 MILES NORTHWEST OF GRAND LAKE, LA--Continued

WATER QUALITY DATA

| DATE | TOTAL PCB (UG/L) | PCB IN BOTTOM MATERIAL (UG/KG) | POLYCHLORINATED NAPHTHALENES (UG/L) | PCN TOTAL IN BOTTOM MATRL DRY WT. (UG/KG) | TOTAL ALDRIN (UG/L) | ALDRIN IN BOTTOM MATERIAL (UG/KG) | TOTAL CHLORDANE (UG/L) | CHLORDANE IN BOTTOM MATERIAL (UG/KG) | TOTAL DDD (UG/L) | DDD IN BOTTOM MATERIAL (UG/KG) | TOTAL DDE (UG/L) | DDE IN BOTTOM MATERIAL (UG/KG) |
|---|---|---|---|---|---|---|---|---|---|---|---|---|
| SEP , 1977 | | | | | | | | | | | | |
| 08... | .0 | -- | .00 | -- | .000 | -- | .0 | -- | .000 | -- | .000 | -- |
| 08... | .0 | -- | .00 | -- | .000 | -- | .0 | -- | .000 | -- | .000 | -- |
| 08... | .0 | 43 | .00 | .0 | .000 | .0 | .0 | 0 | .000 | .4 | .000 | .0 |
| 08... | .0 | -- | .00 | -- | .000 | -- | .0 | -- | .000 | -- | .000 | -- |
| OCT | | | | | | | | | | | | |
| 04... | .0 | -- | .00 | -- | .000 | -- | .0 | -- | .000 | -- | .000 | -- |
| 04... | .0 | -- | .00 | -- | .000 | -- | .0 | -- | .000 | -- | .000 | -- |
| 04... | .0 | 52 | .00 | .0 | .007 | .0 | .0 | 0 | .000 | .3 | .000 | .0 |
| 04... | .0 | -- | .00 | -- | .001 | -- | .0 | -- | .000 | -- | .000 | -- |

| DATE | TOTAL DDT (UG/L) | DDT IN BOTTOM MATERIAL (UG/KG) | TOTAL DIAZINON (UG/L) | DIAZINON IN BOTTOM MATERIAL (UG/KG) | TOTAL DIELDRIN (UG/L) | DIELDRIN IN BOTTOM MATERIAL (UG/KG) | TOTAL ENDOSULFAN (UG/L) | TOTAL ENDRIN (UG/L) | ENDRIN IN BOTTOM MATERIAL (UG/KG) | TOTAL ETHION (UG/L) | ETHION IN BOTTOM MATERIAL (UG/KG) | TOTAL HEPTACHLOR (UG/L) |
|---|---|---|---|---|---|---|---|---|---|---|---|---|
| SEP , 1977 | | | | | | | | | | | | |
| 08... | .000 | -- | .00 | -- | .000 | -- | .000 | .000 | -- | .00 | -- | .000 |
| 08... | .000 | -- | .01 | -- | .000 | -- | .000 | .000 | -- | .00 | -- | .000 |
| 08... | .000 | .0 | .02 | .0 | .000 | .0 | .000 | .000 | .0 | .00 | .0 | .000 |
| 08... | .000 | -- | .01 | -- | .000 | -- | .000 | .000 | -- | .00 | -- | .000 |
| OCT | | | | | | | | | | | | |
| 04... | .000 | -- | .00 | -- | .000 | -- | .000 | .000 | -- | .00 | -- | .000 |
| 04... | .000 | -- | .01 | -- | .000 | -- | .000 | .000 | -- | .00 | -- | .000 |
| 04... | .000 | .0 | .04 | .0 | .000 | .0 | .000 | .000 | .0 | .00 | .0 | .000 |
| 04... | .000 | -- | .00 | -- | .000 | -- | .300 | .000 | -- | .00 | -- | .000 |

| DATE | HEPTACHLOR IN BOTTOM MATERIAL (UG/KG) | TOTAL HEPTACHLOR EPOXIDE (UG/L) | HEPTACHLOR EPOXIDE IN BOTTOM MATERIAL (UG/KG) | TOTAL LINDANE (UG/L) | LINDANE IN BOTTOM MATERIAL (UG/KG) | TOTAL MALATHION (UG/L) | MALATHION IN BOTTOM MATERIAL (UG/KG) | TOTAL METHOXYCHLOR (UG/L) | TOTAL METHYL PARATHION (UG/L) | METHYL PARATHION IN BOTTOM MATERIAL (UG/KG) | TOTAL METHYL TRITHION (UG/L) | METHYL TRITHION IN BOTTOM MATERIAL (UG/KG) |
|---|---|---|---|---|---|---|---|---|---|---|---|---|
| SEP , 1977 | | | | | | | | | | | | |
| 08... | -- | .000 | -- | .000 | -- | .00 | -- | .00 | .01 | -- | .00 | -- |
| 08... | -- | .000 | -- | .000 | -- | .00 | -- | .00 | .01 | -- | .00 | -- |
| 08... | .0 | .000 | .0 | .000 | .0 | .00 | .0 | .00 | .00 | .0 | .00 | .0 |
| 08... | -- | .000 | -- | .000 | -- | .00 | -- | .00 | .00 | -- | .00 | -- |
| OCT | | | | | | | | | | | | |
| 04... | -- | .000 | -- | .000 | -- | .00 | -- | .00 | .00 | -- | .00 | -- |
| 04... | -- | .000 | -- | .000 | -- | .00 | -- | .00 | .00 | -- | .00 | -- |
| 04... | .0 | .000 | .0 | .000 | .0 | .00 | .0 | .00 | .00 | .0 | .00 | .0 |
| 04... | -- | .000 | -- | .000 | -- | .00 | -- | .00 | .00 | -- | .00 | -- |

| DATE | TOTAL MIREX (UG/L) | MIREX IN BOTTOM MATERIALS (UG/KG DRY SOLIDS) | TOTAL PARATHION (UG/L) | PARATHION IN BOTTOM MATERIAL (UG/KG) | PERTHANE TOTAL (UG/L) | TOTAL TOXAPHENE (UG/L) | TOXAPHENE IN BOTTOM MATERIAL (UG/KG) | TOTAL TRITHION (UG/L) | TRITHION IN BOTTOM MATERIAL (UG/KG) | TOTAL 2,4-D (UG/L) | TOTAL 2,4,5-T (UG/L) | TOTAL SILVEX (UG/L) |
|---|---|---|---|---|---|---|---|---|---|---|---|---|
| SEP , 1977 | | | | | | | | | | | | |
| 08... | .00 | -- | .00 | -- | .00 | 0 | -- | .00 | -- | .05 | .01 | .00 |
| 08... | .00 | -- | .00 | -- | .00 | 0 | -- | .00 | -- | .15 | .02 | .01 |
| 08... | .00 | .0 | .00 | .0 | .00 | 0 | 0 | .00 | .0 | .02 | .01 | .00 |
| 08... | .00 | -- | .00 | -- | .00 | 0 | -- | .00 | -- | -- | -- | -- |
| OCT | | | | | | | | | | | | |
| 04... | .00 | -- | .00 | -- | .00 | 0 | -- | .00 | -- | .14 | .01 | .00 |
| 04... | .00 | -- | .00 | -- | .00 | 0 | -- | .00 | -- | .14 | .01 | .00 |
| 04... | .00 | .0 | .00 | .0 | .00 | 0 | 0 | .00 | .0 | .01 | .00 | .00 |
| 04... | .00 | -- | .00 | -- | .00 | 0 | -- | .00 | -- | .08 | .00 | .00 |

TABLE 5.--CHEMICAL AND PHYSICAL CONSTITUENTS, CALCASIEU RIVER AT DEVILS ELBOW AND GULF OF MEXICO AT CALCASIEU SHIP CHANNEL--Continued

294204093200200 GULF OF MEXICO IN CALCASIEU SHIP CHANNEL AT MILE -4.3, NEAR CAMERON, LA

WATER QUALITY DATA

| DATE | TIME | SAMPLING DEPTH (FT) | SPECIFIC CONDUCTANCE (MICROMHOS) | PH (UNITS) | COLOR (PLATINUM-COBALT UNITS) | TURBIDITY (JTU) | SETTLEABLE MATTER (ML/L/HR) | DISSOLVED CHEMICAL OXYGEN DEMAND (MG/L) | CHEMICAL OXYGEN DEMAND (HIGH LEVEL) (MG/L) | HARDNESS (CA+MG) (MG/L) | NONCARBONATE HARDNESS (MG/L) |
|---|---|---|---|---|---|---|---|---|---|---|---|
| DEC , 1976 | | | | | | | | | | | |
| 22... | 1330 | 1.0 | 38300 | 8.1 | 15 | 10 | <1.0 | 39 | 39 | 4700 | 4600 |
| 22... | 1331 | 15 | 38100 | 8.1 | 20 | 10 | <1.0 | 42 | -- | 4800 | 4600 |
| 22... | 1332 | 30 | 41900 | 8.1 | 15 | 45 | <1.0 | 36 | 36 | 5000 | 4900 |
| 22... | 1410 | 1.0 | 38500 | 8.1 | 15 | 30 | <1.0 | 44 | -- | 4800 | 4700 |
| 22... | 1411 | 15 | 39700 | 8.1 | 15 | 80 | <1.0 | 37 | -- | 5000 | 4880 |
| 22... | 1412 | 30 | 41900 | 8.1 | 15 | 40 | <1.0 | 19 | -- | 5400 | 5300 |
| 22... | 1500 | -- | 40000 | 7.5 | -- | -- | 1000 | 40 | -- | 4900 | 4400 |
| 22... | 1510 | 1.0 | 38400 | 8.1 | 10 | 10 | <1.0 | 26 | 31 | 4800 | 4700 |
| 22... | 1511 | 15 | 40500 | 8.1 | 10 | 15 | <1.0 | -- | -- | 5000 | 4900 |
| 22... | 1512 | 30 | 42200 | 8.1 | 10 | 15 | <1.0 | 31 | 56 | 5400 | 5300 |
| 22... | 1605 | 1.0 | 38900 | 8.1 | 10 | 7 | <1.0 | 44 | -- | 4800 | 4700 |
| 22... | 1606 | 15 | 41500 | 8.1 | 10 | 10 | <1.0 | 34 | 37 | 5400 | 5300 |
| 22... | 1607 | 30 | 42500 | 8.1 | 10 | 20 | <1.0 | 40 | -- | 5400 | 5300 |

| DATE | DISSOLVED CALCIUM (CA) (MG/L) | DISSOLVED MAGNESIUM (MG) (MG/L) | DISSOLVED SODIUM (NA) (MG/L) | PERCENT SODIUM | SODIUM ADSORPTION RATIO | DISSOLVED POTASSIUM (K) (MG/L) | BICARBONATE (HCO3) (MG/L) | CARBONATE (CO3) (MG/L) | ALKALINITY AS CACO3 (MG/L) | DISSOLVED SULFATE (SO4) (MG/L) | DISSOLVED CHLORIDE (CL) (MG/L) |
|---|---|---|---|---|---|---|---|---|---|---|---|
| DEC , 1976 | | | | | | | | | | | |
| 22... | 310 | 960 | 8700 | 79 | 55 | 340 | 136 | 0 | 112 | 2000 | 14000 |
| 22... | 320 | 960 | 8800 | 79 | 56 | 360 | 138 | 0 | 113 | 2000 | 14000 |
| 22... | 350 | 1000 | 9600 | 79 | 59 | 370 | 148 | 0 | 121 | 2200 | 15000 |
| 22... | 320 | 980 | 8800 | 78 | 55 | 340 | 138 | 0 | 113 | 2000 | 15000 |
| 22... | 340 | 1000 | 8800 | 78 | 54 | 380 | 143 | 0 | 117 | 2100 | 15000 |
| 22... | 360 | 1100 | 9400 | 78 | 56 | 390 | 146 | 0 | 120 | 2200 | 16000 |
| 22... | 340 | 980 | 9200 | 79 | 57 | 340 | 554 | 0 | 454 | 2000 | 15000 |
| 22... | 320 | 980 | 8400 | 78 | 53 | 350 | 138 | 0 | 113 | 2000 | 14000 |
| 22... | 350 | 1000 | 9200 | 79 | 57 | 370 | 144 | 0 | 118 | 2100 | 15000 |
| 22... | 360 | 1100 | 9600 | 78 | 57 | 380 | 148 | 0 | 121 | 2200 | 16000 |
| 22... | 320 | 970 | 8800 | 78 | 55 | 360 | 142 | 0 | 116 | 2000 | 15000 |
| 22... | 350 | 1100 | 9600 | 78 | 57 | 440 | 144 | 0 | 118 | 2200 | 16000 |
| 22... | 350 | 1100 | 10000 | 79 | 59 | 400 | 144 | 0 | 118 | 2200 | 16000 |

| DATE | TOTAL NONFILTRABLE RESIDUE (MG/L) | SUSPENDED SOLIDS (MG/L) | VOL. NONFILTRABLE RESIDUE (MG/L) | TOTAL NITRATE (N) (MG/L) | TOTAL NITRITE (N) (MG/L) | TOTAL NITRITE PLUS NITRATE (N) (MG/L) | TOTAL AMMONIA NITROGEN (N) (MG/L) | DISSOLVED AMMONIA NITROGEN (N) (MG/L) | DISSOLVED AMMONIA (NH4) (MG/L) | TOTAL ORGANIC NITROGEN (N) (MG/L) | DISSOLVED ORGANIC NITROGEN (N) (MG/L) |
|---|---|---|---|---|---|---|---|---|---|---|---|
| DEC , 1976 | | | | | | | | | | | |
| 22... | 19 | 19 | 2 | .04 | .01 | .05 | .15 | .13 | .17 | .49 | .34 |
| 22... | 17 | 15 | 0 | .04 | .01 | .05 | .15 | .15 | .19 | .34 | .34 |
| 22... | 101 | 110 | 8 | .02 | .01 | .03 | .16 | .16 | .21 | .48 | .29 |
| 22... | 83 | 87 | 7 | .02 | .01 | .03 | .15 | .13 | .17 | .32 | .26 |
| 22... | 276 | 271 | 23 | .02 | .01 | .03 | .18 | .15 | .19 | .64 | .34 |
| 22... | 93 | 102 | 10 | .01 | .01 | .02 | .17 | .15 | .19 | .44 | .38 |
| 22... | 154000 | 165000 | 9000 | .01 | .01 | .02 | 9.6 | 5.9 | 7.6 | 380 | 3.4 |
| 22... | 20 | 20 | 7 | .02 | .01 | .03 | .15 | .11 | .14 | .34 | .33 |
| 22... | 30 | 37 | 6 | .02 | .01 | .03 | .14 | .14 | .18 | .33 | .33 |
| 22... | 37 | 39 | 6 | .01 | .01 | .02 | .13 | .13 | .17 | .43 | .43 |
| 22... | 12 | 9 | 1 | .01 | .01 | .02 | .17 | .17 | .22 | .28 | .28 |
| 22... | 17 | 23 | 1 | .01 | .01 | .02 | .14 | .14 | .18 | .27 | .27 |
| 22... | 37 | 34 | 2 | .02 | .00 | .02 | .16 | .13 | .17 | .36 | .12 |

< Actual value is known to be less than the value shown.

TABLE 5.--CHEMICAL AND PHYSICAL CONSTITUENTS, CALCASIEU RIVER AT DEVILS ELBOW AND GULF OF MEXICO AT CALCASIEU SHIP CHANNEL--Continued

294204093200200 GULF OF MEXICO IN CALCASIEU SHIP CHANNEL AT MILE -4.3, NEAR CAMERON, LA--Continued

WATER QUALITY DATA

| DATE | TOTAL KJEL-DAHL NITRO-GEN (N) (MG/L) | SUS-PENDED KJEL. NITRO-GEN (N) (MG/L) | DIS-SOLVED KJEL. NITRO-GEN (N) (MG/L) | TOTAL NITRO-GEN (N) (MG/L) | TOTAL NITRO-GEN (NO3) (MG/L) | DIS-SOL-VED-PHOS-PHORUS (P) (MG/L) | TOTAL ARSENIC (AS) (UG/L) | SUS-PENDED ARSENIC (AS) (UG/L) | DIS-SOLVED ARSENIC (AS) (UG/L) | TOTAL BERYL-LIUM (BE) (UG/L) | SUS-PENDED BERYL-LIUM (BE) (UG/L) |
|---|---|---|---|---|---|---|---|---|---|---|---|
| DEC , 1976 | | | | | | | | | | | |
| 22... | .64 | .17 | .47 | .69 | 3.1 | .03 | 1 | 0 | 1 | 0 | 0 |
| 22... | .49 | .00 | .49 | .54 | 2.4 | .03 | 1 | 0 | 1 | 0 | 0 |
| 22... | .64 | .19 | .45 | .67 | 3.0 | .04 | 1 | 1 | 0 | 0 | 0 |
| 22... | .47 | .08 | .39 | .50 | 2.2 | .03 | 1 | 0 | 1 | 0 | 0 |
| 22... | .82 | .33 | .49 | .85 | 3.8 | .04 | 2 | 1 | 1 | 10 | 0 |
| 22... | .61 | .08 | .53 | .63 | 2.8 | .03 | 2 | 2 | 0 | 0 | 0 |
| 22... | 390 | 380 | 9.3 | 390 | 1700 | .03 | -- | -- | 4 | 0 | 0 |
| 22... | .49 | .05 | .44 | .52 | 2.3 | .04 | 1 | 0 | 1 | 0 | 0 |
| 22... | .47 | .00 | .47 | .50 | 2.2 | .04 | 1 | 0 | 1 | 0 | 0 |
| 22... | .56 | .00 | .56 | .58 | 2.6 | .03 | 1 | 0 | 1 | 0 | 0 |
| 22... | .45 | .00 | .45 | .47 | 2.1 | .03 | 1 | 0 | 1 | 0 | 0 |
| 22... | .41 | .00 | .41 | .43 | 1.9 | .04 | 1 | 0 | 1 | 0 | 0 |
| 22... | .52 | .27 | .25 | .54 | 2.4 | .03 | 1 | 0 | 1 | 0 | 0 |

| DATE | DIS-SOLVED BERYL-LIUM (BE) (UG/L) | TOTAL CAD-MIUM (CD) (UG/L) | SUS-PENDED CAD-MIUM (CD) (UG/L) | DIS-SOLVED CAD-MIUM (CD) (UG/L) | TOTAL CHRO-MIUM (CR) (UG/L) | HEXA-VALENT CHRO-MIUM (CR6) (UG/L) | TOTAL COPPER (CU) (UG/L) | SUS-PENDED COPPER (CU) (UG/L) | DIS-SOLVED COPPER (CU) (UG/L) | DIS-SOLVED IRON (FE) (UG/L) | TOTAL LEAD (PB) (UG/L) |
|---|---|---|---|---|---|---|---|---|---|---|---|
| DEC , 1976 | | | | | | | | | | | |
| 22... | 0 | 0 | 0 | 0 | 10 | 0 | 2 | 0 | 2 | 20 | 0 |
| 22... | 0 | 0 | 0 | 0 | 10 | 0 | 7 | 1 | 6 | 20 | 3 |
| 22... | 0 | 0 | 0 | 0 | 20 | 0 | 8 | 6 | 2 | 20 | 3 |
| 22... | 0 | 0 | 0 | 0 | 10 | 0 | 2 | 0 | 2 | 20 | 4 |
| 22... | 10 | 1 | 1 | 0 | 20 | 0 | 10 | 8 | 2 | 30 | 7 |
| 22... | 0 | 0 | 0 | 0 | 20 | 0 | 8 | 6 | 2 | 30 | 5 |
| 22... | 0 | 0 | 0 | 0 | 150 | 0 | 120 | 120 | 0 | 1400 | 14 |
| 22... | 0 | 0 | 0 | 0 | 10 | 0 | 3 | 1 | 2 | 20 | 2 |
| 22... | 0 | 0 | 0 | 0 | 10 | 0 | 5 | 2 | 3 | 20 | 3 |
| 22... | 0 | 0 | 0 | 0 | 10 | 0 | 6 | 4 | 2 | 20 | 4 |
| 22... | 0 | 0 | 0 | 0 | 20 | 0 | 1 | 1 | 0 | 10 | 0 |
| 22... | 0 | 0 | 0 | 0 | 20 | 0 | 3 | 0 | 3 | 10 | 0 |
| 22... | 0 | 0 | 0 | 0 | 20 | 0 | 9 | 7 | 2 | 20 | 0 |

| DATE | SUS-PENDED LEAD (PB) (UG/L) | DIS-SOLVED LEAD (PB) (UG/L) | TOTAL MAN-GANESE (MN) (UG/L) | SUS-PENDED MAN-GANESE (MN) (UG/L) | DIS-SOLVED MAN-GANESE (MN) (UG/L) | TOTAL MERCURY (HG) (UG/L) | SUS-PENDED MERCURY (HG) (UG/L) | DIS-SOLVED MERCURY (HG) (UG/L) | TOTAL NICKEL (NI) (UG/L) | SUS-PENDED NICKEL (NI) (UG/L) |
|---|---|---|---|---|---|---|---|---|---|---|
| DEC , 1976 | | | | | | | | | | |
| 22... | 0 | 0 | 50 | 10 | 40 | .0 | .0 | .0 | 1 | 0 |
| 22... | 1 | 2 | 50 | 10 | 40 | .0 | .0 | .0 | 0 | 0 |
| 22... | 1 | 2 | 180 | 140 | 40 | .0 | .0 | .0 | 3 | 2 |
| 22... | 3 | 1 | 60 | 30 | 30 | .0 | .0 | .0 | 1 | 0 |
| 22... | 7 | 0 | 160 | 120 | 40 | .0 | .0 | .0 | -- | -- |
| 22... | 5 | 0 | 120 | 90 | 30 | .0 | .0 | .0 | 1 | 1 |
| 22... | 14 | 0 | 27000 | 18000 | 8800 | -- | -- | .0 | 49 | 45 |
| 22... | 1 | 1 | 40 | 10 | 30 | .0 | .0 | .0 | 2 | 2 |
| 22... | 1 | 2 | 50 | 10 | 40 | .0 | .0 | .0 | 0 | 0 |
| 22... | 4 | 0 | 60 | 20 | 40 | .0 | .0 | .0 | 0 | 0 |
| 22... | 0 | 0 | 40 | 10 | 30 | .0 | .0 | .0 | 2 | 2 |
| 22... | 0 | 0 | 50 | 20 | 30 | .0 | .0 | .0 | 1 | 0 |
| 22... | 0 | 0 | 60 | 20 | 40 | .0 | .0 | .0 | 1 | 0 |

TABLE 5.--CHEMICAL AND PHYSICAL CONSTITUENTS, CALCASIEU RIVER AT DEVILS ELBOW AND GULF OF MEXICO AT CALCASIEU SHIP CHANNEL--Continued

294204093200200 GULF OF MEXICO IN CALCASIEU SHIP CHANNEL AT MILE -4.3, NEAR CAMERON, LA--Continued

WATER QUALITY DATA

| DATE | DIS-SOLVED NICKEL (NI) (UG/L) | TOTAL SELE-NIUM (SE) (UG/L) | SUS-PENDED SELE-NIUM (SE) (UG/L) | DIS-SOLVED SELE-NIUM (SE) (UG/L) | TOTAL ZINC (ZN) (UG/L) | SUS-PENDED ZINC (ZN) (UG/L) | DIS-SOLVED ZINC (ZN) (UG/L) | TOTAL ORGANIC CARBON (C) (MG/L) | CYANIDE (CN) (MG/L) | PHENOLS (UG/L) |
|---|---|---|---|---|---|---|---|---|---|---|
| DEC , 1976 | | | | | | | | | | |
| 22... | 1 | 0 | 0 | 0 | 20 | 0 | 20 | 4.3 | .00 | 2 |
| 22... | 0 | 0 | 0 | 0 | 40 | 0 | 40 | 4.2 | .00 | 2 |
| 22... | 1 | 0 | 0 | 0 | 40 | 10 | 30 | 6.2 | .00 | 2 |
| 22... | 1 | 0 | 0 | 0 | 20 | 0 | 20 | 8.5 | .00 | 1 |
| 22... | 0 | 0 | 0 | 0 | 30 | 10 | 20 | 12 | .00 | 2 |
| 22... | 0 | 0 | 0 | 0 | 30 | 10 | 20 | 9.8 | .00 | 2 |
| 22... | 4 | -- | -- | 0 | 620 | 590 | 30 | 880 | .00 | 0 |
| 22... | 0 | 0 | 0 | 0 | 20 | 10 | 10 | 4.0 | .00 | 2 |
| 22... | 0 | 0 | 0 | 0 | 30 | 0 | 30 | 4.2 | .00 | 2 |
| 22... | 0 | 0 | 0 | 0 | 30 | 0 | 30 | 4.2 | .00 | 1 |
| 22... | 0 | 0 | 0 | 0 | 20 | 0 | 20 | -- | .00 | 1 |
| 22... | 1 | 0 | 0 | 0 | 20 | 0 | 20 | 4.3 | .00 | 0 |
| 22... | 1 | 0 | 0 | 0 | 40 | 0 | 40 | 4.6 | .00 | 0 |

| DATE | OIL GREASE TOTAL RECOVER ABLE (MG/L) | TOTAL PCB (UG/L) | POLY-CHLO-RINATED NAPH-THA-LENES (UG/L) | TOTAL ALDRIN (UG/L) | TOTAL CHLOR-DANE (UG/L) | TOTAL DDD (UG/L) | TOTAL DDE (UG/L) | TOTAL DDT (UG/L) | TOTAL DI-AZINON (UG/L) |
|---|---|---|---|---|---|---|---|---|---|
| DEC , 1976 | | | | | | | | | |
| 22... | 1 | .0 | .00 | .00 | .0 | .00 | .00 | .00 | .00 |
| 22... | 0 | .0 | .00 | .00 | .0 | .00 | .00 | .00 | .00 |
| 22... | 0 | .0 | .00 | .00 | .0 | .00 | .00 | .00 | .00 |
| 22... | 7 | .0 | .00 | .00 | .0 | .00 | .00 | .00 | .00 |
| 22... | 3 | .0 | .00 | .00 | .0 | .00 | .00 | .00 | .00 |
| 22... | 0 | .0 | .00 | .00 | .0 | .00 | .00 | .00 | .00 |
| 22... | 8 | .0 | .00 | .00 | .0 | .00 | .00 | .00 | -- |
| 22... | 6 | .0 | .00 | .00 | .0 | .00 | .00 | .00 | .00 |
| 22... | 0 | .0 | .00 | .00 | .0 | .00 | .00 | .00 | .00 |
| 22... | 0 | .0 | .00 | .00 | .0 | .00 | .00 | .00 | .00 |
| 22... | 0 | .0 | .00 | .00 | .0 | .00 | .00 | .00 | .00 |
| 22... | 4 | .0 | .00 | .00 | .0 | .00 | .00 | .00 | .00 |
| 22... | 0 | .0 | .00 | .00 | .0 | .00 | .00 | .00 | .00 |

| DATE | TOTAL DI-ELDRIN (UG/L) | TOTAL ENDRIN (UG/L) | TOTAL ETHION (UG/L) | TOTAL HEPTA-CHLOR (UG/L) | TOTAL HEPTA-CHLOR EPOXIDE (UG/L) | TOTAL LINDANE (UG/L) | TOTAL MALA-THION (UG/L) | TOTAL METHYL PARA-THION (UG/L) | TOTAL METHYL TRI-THION (UG/L) |
|---|---|---|---|---|---|---|---|---|---|
| DEC , 1976 | | | | | | | | | |
| 22... | .00 | .00 | .00 | .00 | .00 | .00 | .00 | .00 | .00 |
| 22... | .00 | .00 | .00 | .00 | .00 | .00 | .00 | .00 | .00 |
| 22... | .00 | .00 | .00 | .00 | .00 | .00 | .00 | .00 | .00 |
| 22... | .00 | .00 | .00 | .00 | .00 | .00 | .00 | .00 | .00 |
| 22... | .00 | .00 | .00 | .00 | .00 | .00 | .00 | .00 | .00 |
| 22... | .00 | .00 | .00 | .00 | .00 | .00 | .00 | .00 | .00 |
| 22... | .00 | .00 | .00 | .00 | .00 | .00 | .00 | .00 | .00 |
| 22... | .00 | .00 | .00 | .00 | .00 | .00 | .00 | .00 | .00 |
| 22... | .00 | .00 | .00 | .00 | .00 | .00 | .00 | .00 | .00 |
| 22... | .00 | .00 | .00 | .00 | .00 | .00 | .00 | .00 | .00 |
| 22... | .00 | .00 | .00 | .00 | .00 | .00 | .00 | .00 | .00 |
| 22... | .00 | .00 | .00 | .00 | .00 | .00 | .00 | .00 | .00 |
| 22... | .00 | .00 | .00 | .00 | .00 | .00 | .00 | .00 | .00 |

| DATE | TOTAL PARA-THION (UG/L) | TOTAL TOX-APHENE (UG/L) | TOTAL TRI-THION (UG/L) | TOTAL 2,4-D (UG/L) | TOTAL 2,4,5-T (UG/L) | TOTAL SILVEX (UG/L) | CHLOR-A PHYTO-PLANK-TON CHROMO SPECT. (UG/L) | CHLOR-B PHYTO-PLANK-TON CHROMO SPECT. (UG/L) |
|---|---|---|---|---|---|---|---|---|
| DEC , 1976 | | | | | | | | |
| 22... | .00 | 0 | .00 | .00 | .00 | .00 | 1.51 | .234 |
| 22... | .00 | 0 | .00 | .00 | .00 | .00 | .888 | .234 |
| 22... | .00 | 0 | .00 | .00 | .00 | .00 | 3.06 | .955 |
| 22... | .00 | 0 | .00 | .00 | .00 | .00 | 2.12 | .114 |
| 22... | .00 | 0 | .00 | .00 | .00 | .00 | 1.09 | .234 |
| 22... | .00 | 0 | .00 | .00 | .00 | .00 | .960 | .582 |
| 22... | .00 | 0 | .00 | .00 | .00 | .00 | -- | -- |
| 22... | .00 | 0 | .00 | .00 | .00 | .00 | 2.05 | .468 |
| 22... | .00 | 0 | .00 | .00 | .00 | .00 | -- | -- |
| 22... | .00 | 0 | .00 | .00 | .00 | .00 | 1.16 | .582 |
| 22... | .00 | 0 | .00 | .00 | .00 | .00 | 2.46 | .702 |
| 22... | .00 | 0 | .00 | .00 | .00 | .00 | 1.37 | .582 |
| 22... | .00 | 0 | .00 | .00 | .00 | .00 | 3.01 | .468 |

TABLE 5.--CHEMICAL AND PHYSICAL CONSTITUENTS, CALCASIEU RIVER AT DEVILS ELBOW AND GULF OF MEXICO AT CALCASIEU SHIP CHANNEL--Continued

294054093195000 GULF OF MEXICO IN CALCASIEU SHIP CHANNEL AT MILE -5.6, NEAR CAMERON, LA
(Formerly published as 294054093202000 Gulf of Mexico in Calcasieu Ship Channel at Mile -5.6)

WATER QUALITY DATA

| DATE | TIME | SAMPLING DEPTH (FT) | SPECIFIC CONDUCTANCE (MICROMHOS) | PH (UNITS) | COLOR (PLATINUM-COBALT UNITS) | TURBIDITY (JTU) | SETTLEABLE MATTER (ML/L/HR) | DISSOLVED CHEMICAL OXYGEN DEMAND (MG/L) | CHEMICAL OXYGEN DEMAND (HIGH LEVEL) (MG/L) | HARDNESS (CA,MG) (MG/L) | NONCARBONATE HARDNESS (MG/L) |
|---|---|---|---|---|---|---|---|---|---|---|---|
| DEC , 1976 | | | | | | | | | | | |
| 29... | 1015 | 1.0 | 33400 | 8.1 | 15 | 10 | -- | 42 | 45 | 4200 | 4100 |
| 29... | 1016 | 15 | 39200 | 8.1 | 10 | 65 | -- | 38 | 38 | 4900 | 4800 |
| 29... | 1017 | 28 | 42700 | 8.2 | 5 | 95 | -- | 38 | 38 | 5800 | 5700 |
| 29... | 1020 | 1.0 | 40400 | 8.1 | 10 | 65 | -- | 35 | 60 | 4900 | 4800 |
| 29... | 1021 | 15 | 43400 | 8.1 | 5 | 80 | -- | 45 | -- | 5800 | 5700 |
| 29... | 1022 | 28 | 42600 | 8.0 | 0 | 40 | -- | 50 | -- | 5800 | 5700 |
| 29... | 1115 | 1.0 | 33800 | 8.1 | 10 | 10 | -- | 37 | 39 | 4300 | 4200 |
| 29... | 1116 | 15 | 38300 | 8.1 | 5 | 10 | -- | 42 | 42 | 4900 | 4800 |
| 29... | 1117 | 28 | 45200 | 8.1 | 0 | 45 | -- | 47 | -- | 5900 | 5700 |
| 29... | 1135 | -- | -- | -- | -- | -- | 1000 | 60 | -- | 3400 | 3400 |
| 29... | 1215 | 1.0 | 33800 | 8.2 | 5 | 85 | -- | 43 | -- | 4300 | 4200 |
| 29... | 1216 | 15 | 40400 | 8.1 | 5 | 20 | -- | 55 | -- | 5400 | 5300 |
| 29... | 1217 | 28 | 45700 | 8.1 | 0 | 15 | -- | 53 | -- | 5900 | 5800 |

| DATE | DISSOLVED CALCIUM (CA) (MG/L) | DISSOLVED MAGNESIUM (MG) (MG/L) | DISSOLVED SODIUM (NA) (MG/L) | PERCENT SODIUM | SODIUM ADSORPTION RATIO | DISSOLVED POTASSIUM (K) (MG/L) | BICARBONATE (HCO3) (MG/L) | CARBONATE (CO3) (MG/L) | ALKALINITY AS CACO3 (MG/L) | CARBON DIOXIDE (CO2) (MG/L) | DISSOLVED SULFATE (SO4) (MG/L) |
|---|---|---|---|---|---|---|---|---|---|---|---|
| DEC , 1976 | | | | | | | | | | | |
| 29... | 270 | 850 | 7600 | 79 | 51 | 250 | 117 | 0 | 96 | 1.5 | 1700 |
| 29... | 320 | 1000 | 9200 | 79 | 57 | 300 | 135 | 0 | 111 | 1.7 | 1900 |
| 29... | 360 | 1200 | 10000 | 78 | 57 | 330 | 148 | 0 | 121 | 1.5 | 2300 |
| 29... | 330 | 1000 | 9600 | 80 | 59 | 350 | 137 | 0 | 112 | 1.7 | 2100 |
| 29... | 360 | 1200 | 10000 | 77 | 57 | 400 | 148 | 0 | 121 | 1.9 | 2300 |
| 29... | 360 | 1200 | 10000 | 77 | 57 | 390 | 140 | 0 | 115 | 2.2 | 2300 |
| 29... | 270 | 870 | 7500 | 78 | 50 | 290 | 121 | 0 | 99 | 1.5 | 1800 |
| 29... | 320 | 990 | 9000 | 79 | 56 | 330 | 135 | 0 | 111 | 1.7 | 2000 |
| 29... | 370 | 1200 | 10000 | 77 | 57 | 400 | 153 | 0 | 126 | 1.9 | 2400 |
| 29... | 380 | 590 | 10000 | 85 | 75 | 330 | -- | 0 | -- | -- | 2000 |
| 29... | 270 | 870 | 7600 | 78 | 51 | 280 | 121 | 0 | 99 | 1.2 | 1800 |
| 29... | 340 | 1100 | 9200 | 77 | 55 | 360 | 142 | 0 | 116 | 1.8 | 2000 |
| 29... | 390 | 1200 | 11000 | 79 | 62 | 390 | 152 | 0 | 125 | 1.9 | 2500 |

| DATE | DISSOLVED CHLORIDE (CL) (MG/L) | TOTAL NONFILTRABLE RESIDUE (MG/L) | SUSPENDED SOLIDS (MG/L) | VOL. NONFILTRABLE RESIDUE (MG/L) | TOTAL NITRATE (N) (MG/L) | TOTAL NITRITE (N) (MG/L) | TOTAL NITRITE PLUS NITRATE (N) (MG/L) | TOTAL AMMONIA NITROGEN (N) (MG/L) | DISSOLVED AMMONIA NITROGEN (N) (MG/L) | TOTAL ORGANIC NITROGEN (N) (MG/L) | DISSOLVED ORGANIC NITROGEN (N) (MG/L) |
|---|---|---|---|---|---|---|---|---|---|---|---|
| DEC , 1976 | | | | | | | | | | | |
| 29... | 12000 | 22 | 23 | 1 | .05 | .01 | .06 | .11 | .11 | .52 | .52 |
| 29... | 15000 | 174 | 195 | 14 | .03 | .00 | .03 | .15 | -- | .48 | -- |
| 29... | 17000 | 23 | 23 | 1 | .01 | .00 | .01 | .11 | .10 | .16 | .00 |
| 29... | 16000 | 182 | 185 | 12 | .03 | .01 | .04 | .18 | .13 | .56 | .49 |
| 29... | 17000 | 343 | 353 | 25 | .01 | .01 | .02 | .18 | .14 | .64 | .18 |
| 29... | 16000 | 93 | 90 | 5 | .00 | .01 | .01 | .09 | .09 | .41 | .41 |
| 29... | 12000 | 31 | 33 | 3 | .04 | .01 | .05 | .13 | .12 | .48 | .41 |
| 29... | 15000 | 27 | 24 | 4 | .03 | .01 | .04 | .12 | .11 | -- | .60 |
| 29... | 17000 | 110 | 115 | 8 | .01 | .01 | .02 | .16 | .14 | .46 | .17 |
| 29... | 16000 | 2910000 | 2890000 | 19000 | .00 | .01 | .01 | -- | 11 | 470 | .0 |
| 29... | 13000 | 22 | 20 | 0 | .05 | .01 | .06 | .12 | .10 | .46 | .40 |
| 29... | 15000 | 57 | 60 | 2 | .05 | .00 | .05 | .16 | .12 | .21 | .20 |
| 29... | 18000 | 28 | 29 | 0 | .01 | .01 | .02 | .15 | .15 | .13 | .13 |

TABLE 5.--CHEMICAL AND PHYSICAL CONSTITUENTS, CALCASIEU RIVER AT DEVILS ELBOW AND GULF OF MEXICO AT CALCASIEU SHIP CHANNEL--Continued

294054093195000 GULF OF MEXICO IN CALCASIEU SHIP CHANNEL AT MILE -5.6, NEAR CAMERON, LA--Continued

WATER QUALITY DATA

| DATE | TOTAL KJEL-DAHL NITRO-GEN (N) (MG/L) | SUS-PENDED KJEL. NITRO-GEN (N) (MG/L) | DIS-SOLVED KJEL. NITRO-GEN (N) (MG/L) | TOTAL NITRO-GEN (N) (MG/L) | TOTAL NITRO-GEN (ND3) (MG/L) | DIS-SOL-VED-PHOS-PHORUS (P) (MG/L) | TOTAL ARSENIC (AS) (UG/L) | SUS-PENDED ARSENIC (AS) (UG/L) | DIS-SOLVED ARSENIC (AS) (UG/L) | TOTAL ARSENIC IN BOTTOM MA-TERIAL (UG/G) | TOTAL BERYL-LIUM (BE) (UG/L) |
|---|---|---|---|---|---|---|---|---|---|---|---|
| DEC , 1976 | | | | | | | | | | | |
| 29... | .63 | .00 | .63 | .69 | 3.1 | .05 | 1 | 1 | 0 | -- | 6 |
| 29... | .63 | .51 | .12 | .66 | 2.9 | .03 | 2 | 2 | 0 | -- | 6 |
| 29... | .27 | .18 | .10 | .28 | 1.2 | .03 | 0 | 0 | 0 | -- | 7 |
| 29... | .74 | .12 | .62 | .78 | 3.5 | .03 | 2 | 2 | 0 | -- | 5 |
| 29... | .82 | .50 | .32 | .84 | 3.7 | .04 | 2 | 2 | 0 | -- | 6 |
| 29... | .50 | .00 | .50 | .51 | 2.3 | .03 | 0 | 0 | 0 | -- | 6 |
| 29... | .61 | .08 | .53 | .66 | 2.9 | .02 | 1 | 0 | 1 | -- | 7 |
| 29... | -- | -- | .71 | -- | -- | .03 | 1 | 0 | 1 | -- | 7 |
| 29... | .62 | .31 | .31 | .64 | 2.8 | .05 | 2 | 1 | 1 | -- | 8 |
| 29... | 480 | 470 | 15 | 480 | 2100 | .03 | -- | -- | -- | 10 | 6 |
| 29... | .58 | .08 | .50 | .64 | 2.8 | .02 | 1 | 1 | 0 | -- | 7 |
| 29... | .37 | .05 | .32 | .42 | 1.9 | .03 | 1 | 1 | 0 | -- | 7 |
| 29... | .28 | .00 | .28 | .30 | 1.3 | .04 | 1 | 0 | 1 | -- | -- |

| DATE | SUS-PENDED BERYL-LIUM (BE) (UG/L) | DIS-SOLVED BERYL-LIUM (BE) (UG/L) | TOTAL BERYL-LIUM IN BOTTOM MA-TERIAL (UG/G) | TOTAL CAD-MIUM (CD) (UG/L) | SUS-PENDED CAD-MIUM (CD) (UG/L) | DIS-SOLVED CAD-MIUM (CD) (UG/L) | TOTAL CADMIUM IN BOTTOM MA-TERIAL (UG/G) | TOTAL CHRO-MIUM (CR) (UG/L) | TOTAL CHRO-MIUM IN BOTTOM MA-TERIAL (UG/G) | HEXA-VALENT CHRO-MIUM (CR6) (UG/L) |
|---|---|---|---|---|---|---|---|---|---|---|
| DEC , 1976 | | | | | | | | | | |
| 29... | 6 | 0 | -- | 0 | 0 | 0 | -- | 20 | -- | 0 |
| 29... | 6 | 0 | -- | 0 | 0 | 0 | -- | 30 | -- | 0 |
| 29... | 7 | 0 | -- | 0 | 0 | 0 | -- | 20 | -- | 0 |
| 29... | 5 | 0 | -- | 0 | 0 | 0 | -- | 30 | -- | 0 |
| 29... | 6 | 0 | -- | 0 | 0 | 0 | -- | 30 | -- | 0 |
| 29... | 6 | 0 | -- | 0 | 0 | 0 | -- | 30 | -- | 0 |
| 29... | 7 | 0 | -- | 0 | 0 | 0 | -- | 20 | -- | 0 |
| 29... | 7 | 0 | -- | 0 | 0 | 0 | -- | 30 | -- | 0 |
| 29... | 0 | 8 | -- | 0 | 0 | 0 | -- | 30 | -- | 0 |
| 29... | 6 | 0 | <10 | -- | -- | 0 | <10 | -- | <10 | 0 |
| 29... | 7 | 0 | -- | 0 | 0 | 0 | -- | 30 | -- | 0 |
| 29... | 7 | 0 | -- | 0 | 0 | 0 | -- | 20 | -- | 0 |
| 29... | -- | 0 | -- | 0 | 0 | 0 | -- | 30 | -- | 0 |

| DATE | TOTAL COPPER (CU) (UG/L) | SUS-PENDED COPPER (CU) (UG/L) | DIS-SOLVED COPPER (CU) (UG/L) | TOTAL COPPER IN BOTTOM MA-TERIAL (UG/G) | DIS-SOLVED IRON (FE) (UG/L) | TOTAL LEAD (PB) (UG/L) | SUS-PENDED LEAD (PB) (UG/L) | DIS-SOLVED LEAD (PB) (UG/L) | TOTAL LEAD IN BOTTOM MA-TERIAL (UG/G) | TOTAL MAN-GANESE (MN) (UG/L) |
|---|---|---|---|---|---|---|---|---|---|---|
| DEC , 1976 | | | | | | | | | | |
| 29... | 3 | 0 | 3 | -- | 30 | 0 | 0 | 0 | -- | 50 |
| 29... | 3 | 0 | 3 | -- | 30 | 0 | 0 | 0 | -- | 50 |
| 29... | 3 | 0 | 3 | -- | 20 | 0 | 0 | 0 | -- | 50 |
| 29... | 9 | 7 | 2 | -- | 20 | 7 | 7 | 0 | -- | 260 |
| 29... | 13 | 13 | 0 | -- | 20 | 5 | 5 | 0 | -- | 180 |
| 29... | 14 | 12 | 2 | -- | 20 | 7 | 7 | 0 | -- | 200 |
| 29... | 3 | 0 | 3 | -- | 20 | 3 | 0 | 3 | -- | 50 |
| 29... | 7 | 4 | 3 | -- | 20 | 6 | 4 | 2 | -- | 120 |
| 29... | 9 | 7 | 2 | -- | 20 | 4 | 2 | 2 | -- | 290 |
| 29... | -- | -- | 2 | 10 | 9000 | -- | -- | 0 | <10 | -- |
| 29... | 2 | 0 | 2 | -- | 30 | 0 | 0 | 0 | -- | 50 |
| 29... | 5 | 3 | 2 | -- | 20 | 2 | 2 | 0 | -- | 70 |
| 29... | 3 | 0 | 3 | -- | 20 | 0 | 0 | 0 | -- | 70 |

< Actual value is known to be less than the value shown.

TABLE 5.--CHEMICAL AND PHYSICAL CONSTITUENTS, CALCASIEU RIVER AT DEVILS ELBOW AND GULF OF MEXICO AT CALCASIEU SHIP CHANNEL--Continued

294054093195000 GULF OF MEXICO IN CALCASIEU SHIP CHANNEL AT MILE -5.6, NEAR CAMERON, LA--Continued

WATER QUALITY DATA

| DATE | SUS-PENDED MAN-GANESE (MN) (UG/L) | DIS-SOLVED MAN-GANESE (MN) (UG/L) | TOTAL MANGA-NESE IN BOTTOM MA-TERIAL (UG/G) | TOTAL MERCURY (HG) (UG/L) | SUS-PENDED MERCURY (HG) (UG/L) | DIS-SOLVED MERCURY (HG) (UG/L) | TOTAL MERCURY IN BOTTOM MA-TERIAL (UG/G) | TOTAL NICKEL (NI) (UG/L) | SUS-PENDED NICKEL (NI) (UG/L) | DIS-SOLVED NICKEL (NI) (UG/L) |
|---|---|---|---|---|---|---|---|---|---|---|
| DEC , 1976 | | | | | | | | | | |
| 29... | 20 | 30 | -- | .1 | .0 | .1 | -- | 2 | 2 | 0 |
| 29... | 20 | 30 | -- | .1 | .0 | .1 | -- | 14 | 14 | 0 |
| 29... | 10 | 40 | -- | .1 | .1 | .0 | -- | 2 | 2 | 0 |
| 29... | 220 | 40 | -- | .1 | .1 | .0 | -- | 11 | 11 | 0 |
| 29... | 150 | 30 | -- | .1 | .0 | .1 | -- | 8 | 8 | 0 |
| 29... | 160 | 40 | -- | .1 | .0 | .1 | -- | 11 | 11 | 0 |
| 29... | 20 | 30 | -- | .1 | .1 | .0 | -- | 2 | 2 | 0 |
| 29... | 80 | 40 | -- | .1 | .0 | .1 | -- | 4 | 2 | 2 |
| 29... | 240 | 50 | -- | .1 | .1 | .0 | -- | 7 | 5 | 2 |
| 29... | -- | 16000 | 480 | -- | -- | .3 | .00 | -- | -- | 2 |
| 29... | 20 | 30 | -- | .1 | .0 | .1 | -- | 6 | 6 | 0 |
| 29... | 20 | 50 | -- | .1 | .0 | .1 | -- | 17 | 17 | 0 |
| 29... | 30 | 40 | -- | .1 | .0 | .1 | -- | 1 | 1 | 0 |

| DATE | TOTAL NICKEL IN BOTTOM MA-TERIAL (UG/G) | TOTAL SELE-NIUM (SE) (UG/L) | SUS-PENDED SELE-NIUM (SE) (UG/L) | DIS-SOLVED SELE-NIUM (SE) (UG/L) | TOTAL SELE-NIUM IN BOTTOM MA-TERIAL (UG/G) | TOTAL ZINC (ZN) (UG/L) | SUS-PENDED ZINC (ZN) (UG/L) | DIS-SOLVED ZINC (ZN) (UG/L) | TOTAL ZINC IN BOTTOM MA-TERIAL (UG/G) | TOTAL ORGANIC CARBON (C) (MG/L) | CYANIDE (CN) (MG/L) | PHENOLS (UG/L) |
|---|---|---|---|---|---|---|---|---|---|---|---|---|
| DEC , 1976 | | | | | | | | | | | | |
| 29... | -- | 0 | 0 | 0 | -- | 20 | 0 | 20 | -- | -- | .00 | 2 |
| 29... | -- | 0 | 0 | 0 | -- | -- | -- | 40 | -- | 9.4 | .00 | 2 |
| 29... | -- | 0 | 0 | 0 | -- | 20 | 0 | 20 | -- | 8.7 | .00 | 1 |
| 29... | -- | 0 | 0 | 0 | -- | 40 | 20 | 20 | -- | 13 | .00 | 12 |
| 29... | -- | 1 | 1 | 0 | -- | 40 | 20 | 20 | -- | 11 | .00 | 0 |
| 29... | -- | 0 | 0 | 0 | -- | 40 | 10 | 30 | -- | 1.8 | .00 | 4 |
| 29... | -- | 0 | 0 | 0 | -- | 10 | 0 | 10 | -- | 8.5 | .00 | 1 |
| 29... | -- | 0 | 0 | 0 | -- | 50 | 30 | 20 | -- | 8.1 | .00 | 1 |
| 29... | -- | 1 | 1 | 0 | -- | 40 | 20 | 20 | -- | 5.6 | .00 | 0 |
| 29... | <10 | -- | -- | -- | 0 | -- | -- | 20 | 20 | 1360 | .00 | -- |
| 29... | -- | 0 | 0 | 0 | -- | 10 | 0 | 10 | -- | 6.6 | .00 | 1 |
| 29... | -- | 0 | 0 | 0 | -- | 20 | 0 | 20 | -- | 5.6 | .00 | 1 |
| 29... | -- | 0 | 0 | 0 | -- | 100 | 0 | 100 | -- | 3.5 | .00 | 3 |

| DATE | OIL GREASE TOTAL RECOVER ABLE (MG/L) | TOTAL PCB (UG/L) | POLY-CHLO-RINATED NAPH-THA-LENES (UG/L) | TOTAL ALDRIN (UG/L) | TOTAL CHLOR-DANE (UG/L) | TOTAL DDD (UG/L) | TOTAL DDE (UG/L) | TOTAL DDT (UG/L) | TOTAL DI-AZINON (UG/L) | TOTAL DI-ELDRIN (UG/L) | TOTAL ENDRIN (UG/L) | TOTAL ETHION (UG/L) |
|---|---|---|---|---|---|---|---|---|---|---|---|---|
| DEC , 1976 | | | | | | | | | | | | |
| 29... | 2 | .0 | .00 | .00 | .0 | .00 | .00 | .00 | .00 | .00 | .00 | .00 |
| 29... | 2 | .0 | .00 | .00 | .0 | .00 | .00 | .00 | .00 | .00 | .00 | .00 |
| 29... | 2 | .0 | .00 | .00 | .0 | .00 | .00 | .00 | .00 | .00 | .00 | .00 |
| 29... | 2 | .0 | .00 | .00 | .0 | .00 | .00 | .00 | .00 | .00 | .00 | .00 |
| 29... | 28 | .0 | .00 | .00 | .0 | .00 | .00 | .00 | .00 | .00 | .00 | .00 |
| 29... | 7 | .0 | .00 | .00 | .0 | .00 | .00 | .00 | .00 | .00 | .00 | .00 |
| 29... | 0 | .0 | .00 | .00 | .0 | .00 | .00 | .00 | .00 | .00 | .00 | .00 |
| 29... | 0 | .0 | .00 | .00 | .0 | .00 | .00 | .00 | .00 | .00 | .00 | .00 |
| 29... | 0 | .0 | .00 | .00 | .0 | .00 | .00 | .00 | .00 | .00 | .00 | .00 |
| 29... | -- | .0 | .00 | .00 | .0 | .00 | .00 | .00 | -- | .00 | .00 | -- |
| 29... | 0 | .0 | .00 | .00 | .0 | .00 | .00 | .00 | .00 | .00 | .00 | .00 |
| 29... | 0 | .0 | .00 | .00 | .0 | .00 | .00 | .00 | .00 | .00 | .00 | .00 |
| 29... | 2 | .0 | .00 | .00 | .0 | .00 | .00 | .00 | .00 | .00 | .00 | .00 |

< Actual value is known to be less than the value shown.

TABLE 5.--CHEMICAL AND PHYSICAL CONSTITUENTS, CALCASIEU RIVER AT DEVILS ELBOW AND GULF OF MEXICO AT CALCASIEU SHIP CHANNEL--Continued

294054093195000 GULF OF MEXICO IN CALCASIEU SHIP CHANNEL AT MILE -5.6, NEAR CAMERON, LA--Continued

WATER QUALITY DATA

| DATE | TOTAL HEPTA-CHLOR (UG/L) | TOTAL HEPTA-CHLOR EPOXIDE (UG/L) | TOTAL LINDANE (UG/L) | TOTAL MALA-THION (UG/L) | TOTAL METHYL PARA-THION (UG/L) | TOTAL METHYL TRI-THION (UG/L) | TOTAL PARA-THION (UG/L) | TOTAL TOX-APHENE (UG/L) | TOTAL TRI-THION (UG/L) | TOTAL 2,4-D (UG/L) | TOTAL 2,4,5-T (UG/L) | TOTAL SILVEX (UG/L) |
|---|---|---|---|---|---|---|---|---|---|---|---|---|
| DEC , 1976 | | | | | | | | | | | | |
| 29... | .00 | .00 | .00 | .00 | .00 | .00 | .00 | 0 | .00 | .00 | .00 | .00 |
| 29... | .00 | .00 | .00 | .00 | .00 | .00 | .00 | 0 | .00 | .00 | .00 | .00 |
| 29... | .00 | .00 | .00 | .00 | .00 | .00 | .00 | 0 | .00 | .00 | .00 | .00 |
| 29... | .00 | .00 | .00 | .00 | .00 | .00 | .00 | 0 | .00 | .00 | .00 | .00 |
| 29... | .00 | .00 | .00 | .00 | .00 | .00 | .00 | 0 | .00 | .00 | .00 | .00 |
| 29... | .00 | .00 | .00 | .00 | .00 | .00 | .00 | 0 | .00 | .00 | .00 | .00 |
| 29... | .00 | .00 | .00 | .00 | .00 | .00 | .00 | 0 | .00 | .00 | .00 | .00 |
| 29... | .00 | .00 | .00 | .00 | .00 | .00 | .00 | 0 | .00 | .00 | .00 | .00 |
| 29... | .00 | .00 | .00 | .00 | .00 | .00 | .00 | 0 | .00 | .00 | .00 | .00 |
| 29... | .00 | .00 | .00 | -- | -- | -- | -- | 0 | -- | -- | -- | -- |
| 29... | .00 | .00 | .00 | .00 | .00 | .00 | .00 | 0 | .00 | .00 | .00 | .00 |
| 29... | .00 | .00 | .00 | .00 | .00 | .00 | .00 | 0 | .00 | .00 | .00 | .00 |
| 29... | .00 | .00 | .00 | .00 | .00 | .00 | .00 | 0 | .00 | .00 | .00 | .00 |

| DATE | CHLOR-A PHYTO-PLANK-TON CHROMO SPECT. (UG/L) | CHLOR-B PHYTO-PLANK-TON CHROMO SPECT. (UG/L) |
|---|---|---|
| DEC , 1976 | | |
| 29... | 3.35 | .936 |
| 29... | 2.05 | .642 |
| 29... | .750 | .582 |
| 29... | .822 | .582 |
| 29... | 1.37 | .582 |
| 29... | .822 | .468 |
| 29... | 4.45 | .582 |
| 29... | 6.18 | .348 |
| 29... | 1.57 | .948 |
| 29... | -- | -- |
| 29... | 4.93 | .468 |
| 29... | 2.43 | 1.17 |
| 29... | 1.09 | .816 |

TABLE 5.--CHEMICAL AND PHYSICAL CONSTITUENTS, CALCASIEU RIVER AT DEVILS ELBOW AND GULF OF MEXICO AT CALCASIEU SHIP CHANNEL--Continued

293947093193600 GULF OF MEXICO IN CALCASIEU SHIP CHANNEL AT MILE -7.0, NEAR CAMERON, LA

WATER QUALITY DATA

| DATE | TIME | SAMPLING DEPTH (FT) | SPECIFIC CONDUCTANCE (MICROMHOS) | PH (UNITS) | COLOR (PLATINUM-COBALT UNITS) | SETTLEABLE MATTER (ML/L/HR) | DISSOLVED CHEMICAL OXYGEN DEMAND (MG/L) | CHEMICAL OXYGEN DEMAND (HIGH LEVEL) (MG/L) | HARDNESS (CA,MG) (MG/L) | NONCARBONATE HARDNESS (MG/L) | DISSOLVED CALCIUM (CA) (MG/L) | DISSOLVED MAGNESIUM (MG) (MG/L) |
|---|---|---|---|---|---|---|---|---|---|---|---|---|
| DEC , 1976 | | | | | | | | | | | | |
| 16... | 0930 | 1.0 | 37000 | 8.0 | 10 | <1.0 | 36 | -- | 4600 | 4500 | 310 | 920 |
| 16... | 0931 | 15 | 41900 | 7.9 | 5 | <1.0 | 36 | -- | 4900 | 4800 | 330 | 990 |
| 16... | 0932 | 28 | 42100 | 8.0 | 5 | <1.0 | 65 | -- | 5400 | 5300 | 360 | 1100 |
| 16... | 0935 | 1.0 | 38500 | 8.0 | 5 | <1.0 | 24 | 40 | 4900 | 4800 | 320 | 990 |
| 16... | 0936 | 15 | 41700 | 7.9 | 5 | -- | 21 | 33 | 5000 | 4900 | 350 | 1000 |
| 16... | 0937 | 28 | 42700 | 8.0 | 5 | <1.0 | 30 | -- | 5400 | 5300 | 360 | 1100 |
| 16... | 1045 | 1.0 | 38000 | 8.0 | 5 | <1.0 | 32 | -- | 4800 | 4700 | 310 | 970 |
| 16... | 1046 | 15 | 42200 | 8.0 | 5 | <1.0 | 39 | -- | 5400 | 5300 | 350 | 1100 |
| 16... | 1047 | 28 | 42800 | 8.0 | 5 | -- | 34 | -- | 5400 | 5300 | 360 | 1100 |
| 16... | 1200 | -- | 41200 | 7.5 | -- | 650 | 37 | 42 | 5400 | 5200 | 350 | 1100 |
| 16... | 1215 | 1.0 | 39000 | 7.9 | 5 | -- | 37 | -- | 4900 | 4800 | 320 | 1000 |
| 16... | 1216 | 15 | 42400 | 8.0 | 0 | <1.0 | 32 | 39 | 5400 | 5300 | 350 | 1100 |
| 16... | 1217 | 28 | 42200 | 8.0 | 5 | <1.0 | 32 | 45 | 5400 | 5300 | 350 | 1100 |

| DATE | DISSOLVED SODIUM (NA) (MG/L) | PERCENT SODIUM | SODIUM ADSORPTION RATIO | DISSOLVED POTASSIUM (K) (MG/L) | BICARBONATE (HCO3) (MG/L) | CARBONATE (CO3) (MG/L) | ALKALINITY AS CACO3 (MG/L) | DISSOLVED SULFATE (SO4) (MG/L) | DISSOLVED CHLORIDE (CL) (MG/L) | TOTAL NONFILTRABLE RESIDUE (MG/L) | SUSPENDED SOLIDS (MG/L) | VOL. NONFILTRABLE RESIDUE (MG/L) |
|---|---|---|---|---|---|---|---|---|---|---|---|---|
| DEC , 1976 | | | | | | | | | | | | |
| 16... | 7700 | 77 | 50 | 360 | 134 | 0 | 110 | 1700 | 14000 | 18 | 29 | 0 |
| 16... | 8900 | 78 | 55 | 450 | 150 | 0 | 123 | 2200 | 16000 | 8 | 4 | 0 |
| 16... | 9500 | 78 | 56 | 450 | 150 | 0 | 123 | 2200 | 16000 | 2 | 7 | 0 |
| 16... | 8700 | 78 | 54 | 370 | 140 | 0 | 115 | 2000 | 15000 | 85 | 87 | 7 |
| 16... | 9500 | 78 | 59 | 600 | 140 | 0 | 115 | 2200 | 17000 | 384 | 387 | 28 |
| 16... | 9500 | 77 | 56 | 500 | 150 | 0 | 123 | 2200 | 17000 | 10 | 10 | 0 |
| 16... | 8600 | 78 | 54 | 330 | 140 | 0 | 115 | 1900 | 14000 | 10 | 7 | 2 |
| 16... | 9500 | 78 | 56 | 370 | 148 | 0 | 121 | 2100 | 16000 | 5 | 9 | 2 |
| 16... | 9700 | 78 | 57 | 390 | 152 | 0 | 125 | 2200 | 17000 | 11 | 16 | 2 |
| 16... | 9400 | 78 | 56 | 350 | 286 | 0 | 235 | 2000 | 15000 | 116 | 120 | 40 |
| 16... | 8800 | 78 | 55 | 340 | 140 | 0 | 115 | 2000 | 15000 | 7 | 13 | 2 |
| 16... | 9600 | 78 | 57 | 390 | 149 | 0 | 122 | 2100 | 16000 | 7 | 11 | 2 |
| 16... | 9500 | 78 | 56 | 370 | 151 | 0 | 124 | 2100 | 16000 | 7 | 10 | 2 |

| DATE | TOTAL NITRATE (N) (MG/L) | TOTAL NITRITE (N) (MG/L) | TOTAL NITRITE PLUS NITRATE (N) (MG/L) | TOTAL AMMONIA NITROGEN (N) (MG/L) | DISSOLVED AMMONIA NITROGEN (N) (MG/L) | DISSOLVED AMMONIA (NH4) (MG/L) | TOTAL ORGANIC NITROGEN (N) (MG/L) | DISSOLVED ORGANIC NITROGEN (N) (MG/L) | TOTAL KJELDAHL NITROGEN (N) (MG/L) | SUSPENDED KJEL. NITROGEN (N) (MG/L) | DISSOLVED KJEL. NITROGEN (N) (MG/L) | TOTAL NITROGEN (N) (MG/L) |
|---|---|---|---|---|---|---|---|---|---|---|---|---|
| DEC , 1976 | | | | | | | | | | | | |
| 16... | .02 | .01 | .03 | -- | .18 | .23 | -- | .46 | -- | -- | .64 | -- |
| 16... | .00 | .01 | .01 | .09 | .09 | .12 | .32 | .32 | .41 | .00 | .41 | .42 |
| 16... | .01 | .00 | .01 | .12 | .12 | .15 | .23 | .23 | .35 | .00 | .35 | .36 |
| 16... | .03 | .00 | .03 | .14 | .11 | .14 | .42 | .42 | .56 | .03 | .53 | .59 |
| 16... | .01 | .01 | .02 | .14 | .13 | .17 | .96 | .35 | 1.1 | .62 | .48 | 1.1 |
| 16... | .00 | .01 | .01 | .10 | .09 | .12 | .31 | .25 | .41 | .07 | .34 | .42 |
| 16... | .03 | .01 | .04 | .14 | .14 | .18 | .31 | -- | .45 | -- | -- | .49 |
| 16... | .01 | .00 | .01 | .10 | .10 | .13 | -- | .32 | -- | -- | .42 | -- |
| 16... | .01 | .01 | .02 | .16 | .16 | .21 | .28 | .28 | .44 | .00 | .44 | .46 |
| 16... | .01 | .00 | .01 | 6.0 | 6.0 | 7.7 | 9.0 | 9.0 | 15 | .00 | 15 | 15 |
| 16... | .02 | .01 | .03 | .10 | .10 | .13 | .45 | .33 | .55 | .12 | .43 | .58 |
| 16... | .01 | .01 | .02 | .08 | .08 | .10 | .27 | .27 | .35 | .00 | .35 | .37 |
| 16... | .01 | .01 | .02 | .11 | .08 | .10 | .31 | .20 | .42 | .14 | .28 | .44 |

< Actual value is known to be less than the value shown.

TABLE 5.--CHEMICAL AND PHYSICAL CONSTITUENTS, CALCASIEU RIVER AT DEVILS ELBOW AND GULF OF MEXICO AT CALCASIEU SHIP CHANNEL--Continued

293947093193600 GULF OF MEXICO IN CALCASIEU SHIP CHANNEL AT MILE -7.0, NEAR CAMERON, LA--Continued

WATER QUALITY DATA

| DATE | TOTAL NITRO-GEN (NO3) (MG/L) | DIS-SOL-VED-PHOS-PHORUS (P) (MG/L) | TOTAL ARSENIC (AS) (UG/L) | SUS-PENDED ARSENIC (AS) (UG/L) | DIS-SOLVED ARSENIC (AS) (UG/L) | TOTAL BERYL-LIUM (BE) (UG/L) | SUS-PENDED BERYL-LIUM (BE) (UG/L) | DIS-SOLVED BERYL-LIUM (BE) (UG/L) | TOTAL CAD-MIUM (CD) (UG/L) | SUS-PENDED CAD-MIUM (CD) (UG/L) | DIS-SOLVED CAD-MIUM (CD) (UG/L) | TOTAL CHRO-MIUM (CR) (UG/L) |
|---|---|---|---|---|---|---|---|---|---|---|---|---|
| DEC , 1976 | | | | | | | | | | | | |
| 16... | -- | .03 | 1 | 1 | 0 | 0 | 0 | 0 | 0 | 0 | 0 | 10 |
| 16... | 1.9 | .03 | 1 | 0 | 1 | 0 | 0 | 0 | 0 | 0 | 0 | 20 |
| 16... | 1.6 | .04 | 1 | 0 | 1 | 0 | 0 | 0 | 0 | 0 | 0 | 10 |
| 16... | 2.6 | .06 | 2 | 1 | 1 | 10 | 10 | 0 | 0 | 0 | 0 | 20 |
| 16... | 5.0 | .04 | 4 | 3 | 1 | 0 | 0 | 0 | 0 | 0 | 0 | 30 |
| 16... | 1.9 | .03 | 1 | 0 | 1 | 0 | 0 | 0 | 0 | 0 | 0 | 20 |
| 16... | 2.2 | .08 | 1 | 0 | 1 | 10 | 10 | 0 | 0 | 0 | 0 | 10 |
| 16... | -- | .05 | 1 | 0 | 1 | 10 | 10 | 0 | 0 | 0 | 0 | 10 |
| 16... | 2.0 | .04 | 2 | 1 | 1 | 10 | 10 | 0 | 0 | 0 | 0 | 20 |
| 16... | 66 | .05 | 7 | 3 | 4 | 10 | 10 | 0 | 0 | 0 | 0 | 220 |
| 16... | 2.6 | .04 | 1 | 0 | 1 | 0 | 0 | 0 | 0 | 0 | 0 | 20 |
| 16... | 1.6 | .05 | 1 | 1 | 0 | 10 | 10 | 0 | 0 | 0 | 0 | 20 |
| 16... | 1.9 | .06 | 1 | 1 | 0 | 20 | 20 | 0 | 0 | 0 | 0 | 20 |

| DATE | HEXA-VALENT CHRO-MIUM (CR6) (UG/L) | TOTAL COPPER (CU) (UG/L) | SUS-PENDED COPPER (CU) (UG/L) | DIS-SOLVED COPPER (CU) (UG/L) | DIS-SOLVED IRON (FE) (UG/L) | TOTAL LEAD (PB) (UG/L) | SUS-PENDED LEAD (PB) (UG/L) | DIS-SOLVED LEAD (PB) (UG/L) | TOTAL MAN-GANESE (MN) (UG/L) | SUS-PENDED MAN-GANESE (MN) (UG/L) | DIS-SOLVED MAN-GANESE (MN) (UG/L) | TOTAL MERCURY (HG) (UG/L) |
|---|---|---|---|---|---|---|---|---|---|---|---|---|
| DEC , 1976 | | | | | | | | | | | | |
| 16... | 0 | 3 | 0 | 3 | 40 | 2 | 2 | 0 | 40 | 10 | 30 | .1 |
| 16... | 0 | 4 | 0 | 4 | 20 | 3 | 3 | 0 | 40 | 40 | 0 | .2 |
| 16... | 0 | 4 | 0 | 4 | 30 | 3 | 3 | 0 | 40 | 0 | 40 | .1 |
| 16... | 0 | 2 | 0 | 2 | 20 | 0 | 0 | 0 | 450 | 420 | 30 | .0 |
| 16... | 0 | 13 | 11 | 2 | 140 | 16 | 16 | 0 | 420 | 410 | 10 | .0 |
| 16... | 0 | 4 | 1 | 3 | 30 | 5 | 5 | 0 | 150 | 150 | 0 | .0 |
| 16... | 0 | 3 | 0 | 3 | 10 | 0 | 0 | 0 | 40 | 10 | 30 | .0 |
| 16... | 0 | 6 | 3 | 3 | 10 | 2 | 2 | 0 | 40 | 10 | 30 | .0 |
| 16... | 0 | 5 | 2 | 3 | 30 | 2 | 2 | 0 | 100 | 30 | 70 | .0 |
| 16... | 0 | 160 | 160 | 4 | 970 | 0 | 0 | 0 | 15000 | 8300 | 6700 | .0 |
| 16... | 0 | 2 | 0 | 2 | 30 | -- | -- | 0 | 40 | 20 | 20 | .0 |
| 16... | 0 | 8 | 3 | 5 | 20 | 2 | 2 | 0 | 40 | 10 | 30 | .0 |
| 16... | 0 | 5 | 1 | 4 | 30 | 0 | 0 | 0 | 50 | 10 | 40 | .0 |

| DATE | SUS-PENDED MERCURY (HG) (UG/L) | DIS-SOLVED MERCURY (HG) (UG/L) | TOTAL NICKEL (NI) (UG/L) | SUS-PENDED NICKEL (NI) (UG/L) | DIS-SOLVED NICKEL (NI) (UG/L) | TOTAL SELE-NIUM (SE) (UG/L) | SUS-PENDED SELE-NIUM (SE) (UG/L) | DIS-SOLVED SELE-NIUM (SE) (UG/L) | TOTAL ZINC (ZN) (UG/L) | SUS-PENDED ZINC (ZN) (UG/L) | DIS-SOLVED ZINC (ZN) (UG/L) |
|---|---|---|---|---|---|---|---|---|---|---|---|
| DEC , 1976 | | | | | | | | | | | |
| 16... | .1 | .0 | 0 | 0 | 0 | 1 | 0 | 1 | -- | -- | 30 |
| 16... | .2 | .0 | 0 | 0 | 0 | 0 | 0 | 0 | 30 | 0 | 30 |
| 16... | .0 | .1 | 4 | 4 | 0 | 1 | 0 | 1 | 90 | 40 | 50 |
| 16... | .0 | .0 | 3 | 3 | 0 | 1 | 0 | 1 | 20 | 0 | 20 |
| 16... | .0 | .0 | 16 | 16 | 0 | 1 | 0 | 1 | -- | -- | 20 |
| 16... | .0 | .0 | 3 | 3 | 0 | 0 | 0 | 0 | 50 | 10 | 40 |
| 16... | .0 | .0 | 2 | 2 | 0 | 0 | 0 | 0 | 10 | 0 | 10 |
| 16... | .0 | .0 | 2 | 2 | 0 | 0 | 0 | 0 | 30 | 0 | 30 |
| 16... | .0 | .0 | 2 | 2 | 0 | 0 | 0 | 0 | 30 | 0 | 30 |
| 16... | .0 | .0 | 380 | 380 | 4 | 1 | 0 | 1 | 620 | 560 | 60 |
| 16... | .0 | .0 | 2 | 0 | 2 | 0 | 0 | 0 | 10 | 0 | 10 |
| 16... | .0 | .0 | 2 | 2 | 0 | 1 | 0 | 1 | 20 | 0 | 20 |
| 16... | .0 | .0 | 2 | 0 | 2 | 0 | 0 | 0 | 30 | 0 | 30 |

TABLE 5.--CHEMICAL AND PHYSICAL CONSTITUENTS, CALCASIEU RIVER AT DEVILS ELBOW AND GULF OF MEXICO AT CALCASIEU SHIP CHANNEL--Continued

293947093193600 GULF OF MEXICO IN CALCASIEU SHIP CHANNEL AT MILE -7.0, NEAR CAMERON, LA--Continued

WATER QUALITY DATA

| DATE | TOTAL ORGANIC CARBON (C) (MG/L) | CYANIDE (CN) (MG/L) | PHENOLS (UG/L) | OIL GREASE TOTAL RECOVER ABLE (MG/L) | TOTAL PCB (UG/L) | POLY-CHLO-RINATED NAPH-THA-LENES (UG/L) | TOTAL ALDRIN (UG/L) | TOTAL CHLOR-DANE (UG/L) | TOTAL DDD (UG/L) | TOTAL DDE (UG/L) |
|---|---|---|---|---|---|---|---|---|---|---|
| DEC , 1976 | | | | | | | | | | |
| 16... | 5.2 | .00 | 3 | 0 | .0 | .00 | .00 | .0 | .00 | .00 |
| 16... | 8.2 | .00 | 4 | 1 | .0 | .00 | .00 | .0 | .00 | .00 |
| 16... | 6.8 | .00 | 4 | 0 | .0 | .00 | .00 | .0 | .00 | .00 |
| 16... | 4.7 | .00 | 1 | -- | .0 | .00 | .00 | .0 | .00 | .00 |
| 16... | 6.2 | .00 | 5 | 0 | .0 | .00 | .00 | .0 | .00 | .00 |
| 16... | 6.6 | .00 | 4 | 1 | .0 | .00 | .00 | .0 | .00 | .00 |
| 16... | 6.2 | .00 | 2 | 0 | .0 | .00 | .00 | .0 | .00 | .00 |
| 16... | 4.4 | .00 | 1 | 0 | .0 | .00 | .00 | .0 | .00 | .00 |
| 16... | 14 | .00 | 1 | 0 | .0 | .00 | .00 | .0 | .00 | .00 |
| 16... | 7.0 | .00 | 2 | 0 | .0 | .00 | .00 | .0 | .00 | .00 |
| 16... | 7.4 | .00 | 2 | 0 | .0 | .00 | .00 | .0 | .00 | .00 |
| 16... | 7.8 | .00 | 0 | 0 | .0 | .00 | .00 | .0 | .00 | .00 |
| 16... | 6.2 | .00 | 0 | 0 | .0 | .00 | .00 | .0 | .00 | .00 |

| DATE | TOTAL DDT (UG/L) | TOTAL DI-AZINON (UG/L) | TOTAL DI-ELDRIN (UG/L) | TOTAL ENDRIN (UG/L) | TOTAL ETHION (UG/L) | TOTAL HEPTA-CHLOR (UG/L) | TOTAL HEPTA-CHLOR EPOXIDE (UG/L) | TOTAL LINDANE (UG/L) | TOTAL MALA-THION (UG/L) | TOTAL METHYL PARA-THION (UG/L) |
|---|---|---|---|---|---|---|---|---|---|---|
| DEC , 1976 | | | | | | | | | | |
| 16... | .00 | .00 | .00 | .00 | .00 | .00 | .00 | .00 | .00 | .00 |
| 16... | .00 | .00 | .00 | .00 | .00 | .00 | .00 | .00 | .00 | .00 |
| 16... | .00 | .00 | .00 | .00 | .00 | .00 | .00 | .00 | .00 | .00 |
| 16... | .00 | .00 | .00 | .00 | .00 | .00 | .00 | .00 | .00 | .00 |
| 16... | .00 | .00 | .00 | .00 | .00 | .00 | .00 | .00 | .00 | .00 |
| 16... | .00 | .00 | .00 | .00 | .00 | .00 | .00 | .00 | .00 | .00 |
| 16... | .00 | .00 | .00 | .00 | .00 | .00 | .00 | .00 | .00 | .00 |
| 16... | .00 | .00 | .00 | .00 | .00 | .00 | .00 | .00 | .00 | .00 |
| 16... | .00 | .00 | .00 | .00 | .00 | .00 | .00 | .00 | .00 | .00 |
| 16... | .00 | .00 | .00 | .00 | .00 | .00 | .00 | .00 | .00 | .00 |
| 16... | .00 | .00 | .00 | .00 | .00 | .00 | .00 | .00 | .00 | .00 |
| 16... | .00 | .00 | .00 | .00 | .00 | .00 | .00 | .00 | .00 | .00 |

| DATE | TOTAL METHYL TRI-THION (UG/L) | TOTAL MIREX (UG/L) | TOTAL PARA-THION (UG/L) | TOTAL TOX-APHENE (UG/L) | TOTAL TRI-THION (UG/L) | TOTAL 2,4-D (UG/L) | TOTAL 2,4,5-T (UG/L) | TOTAL SILVEX (UG/L) | CHLOR-A PHYTO-PLANK-TON CHROMO SPECT. (UG/L) | CHLOR-B PHYTO-PLANK-TON CHROMO SPECT. (UG/L) |
|---|---|---|---|---|---|---|---|---|---|---|
| DEC , 1976 | | | | | | | | | | |
| 16... | .00 | -- | .00 | 0 | .00 | .00 | .00 | .00 | 64.0 | 6.26 |
| 16... | .00 | -- | .00 | 0 | .00 | .00 | .00 | .00 | .54 | .057 |
| 16... | .00 | -- | .00 | 0 | .00 | .00 | .00 | .00 | 2.63 | .479 |
| 16... | .00 | -- | .00 | 0 | .00 | .00 | .00 | .00 | 1.06 | .482 |
| 16... | .00 | -- | .00 | 0 | .00 | .00 | .00 | .00 | -- | -- |
| 16... | .00 | -- | .00 | 0 | .00 | .00 | .00 | .00 | .92 | .057 |
| 16... | .00 | -- | .00 | 0 | .00 | .00 | .00 | .00 | .51 | .291 |
| 16... | .00 | -- | .00 | 0 | .00 | .00 | .00 | .00 | .51 | .408 |
| 16... | .00 | -- | .00 | 0 | .00 | .00 | .00 | .00 | 1.35 | .362 |
| 16... | .00 | .00 | .00 | 0 | .00 | .18 | .00 | .00 | .37 | .174 |
| 16... | .00 | -- | .00 | 0 | .00 | .00 | .00 | .00 | 1.71 | .234 |
| 16... | .00 | -- | .00 | 0 | .00 | .00 | .00 | .00 | 1.23 | .408 |
| 16... | .00 | -- | .00 | 0 | .00 | .00 | .00 | .00 | 1.44 | .234 |

HYDROLOGIC DATA--Continued

Part B: Postdredging Data

(Tables 6-7)

TABLE 6.--CHEMICAL AND PHYSICAL CONSTITUENTS, MISSISSIPPI RIVER AT HEAD OF PASSES AND SOUTHWEST PASS AND GULF OF MEXICO AT SOUTHWEST PASS

290904089151700 MISSISSIPPI RIVER AT MILE 0.0 (HEAD OF PASSES), NEAR PILOTTOWN, LA

WATER QUALITY DATA

| DATE | TIME | SPECIFIC CONDUCTANCE (MICROMHOS) | PH (UNITS) | COLOR (PLATINUM-COBALT UNITS) | TURBIDITY (JTU) | DISSOLVED OXYGEN (MG/L) | CHEMICAL OXYGEN DEMAND (HIGH LEVEL) (MG/L) | BIOCHEMICAL OXYGEN DEMAND 5 DAY (MG/L) | IMMEDIATE COLIFORM (COL. PER 100 ML) | FECAL COLIFORM .7UM-MF (COL./100 ML) | HARDNESS (CA,MG) (MG/L) | NONCARBONATE HARDNESS (MG/L) |
|---|---|---|---|---|---|---|---|---|---|---|---|---|
| DEC , 1976 | | | | | | | | | | | | |
| 14... | 1330 | 2330 | 7.7 | 5 | 1 | 10.1 | 14 | 1.9 | 8840 | 875 | 350 | 220 |
| 15... | 1030 | 2460 | 8.1 | 10 | 2 | 10.1 | 9 | 1.5 | 81600 | 100 | 350 | 230 |

| DATE | DISSOLVED CALCIUM (CA) (MG/L) | DISSOLVED MAGNESIUM (MG) (MG/L) | DISSOLVED SODIUM (NA) (MG/L) | PERCENT SODIUM | SODIUM ADSORPTION RATIO | DISSOLVED POTASSIUM (K) (MG/L) | BICARBONATE (HCO3) (MG/L) | CARBONATE (CO3) (MG/L) | ALKALINITY AS CACO3 (MG/L) | CARBON DIOXIDE (CO2) (MG/L) | DISSOLVED SULFATE (SO4) (MG/L) | DISSOLVED CHLORIDE (CL) (MG/L) |
|---|---|---|---|---|---|---|---|---|---|---|---|---|
| DEC , 1976 | | | | | | | | | | | | |
| 14... | 56 | 51 | 370 | 69 | 8.6 | 16 | 158 | 0 | 130 | 5.0 | 150 | 580 |
| 15... | 53 | 54 | 350 | 67 | 8.1 | 18 | 158 | 0 | 130 | 2.0 | 140 | 620 |

| DATE | TOTAL NONFILTRABLE RESIDUE (MG/L) | SUSPENDED SOLIDS (MG/L) | VOL. NONFILTRABLE RESIDUE (MG/L) | TOTAL NITRATE (N) (MG/L) | TOTAL NITRITE (N) (MG/L) | TOTAL NITRITE PLUS NITRATE (N) (MG/L) | TOTAL AMMONIA NITROGEN (N) (MG/L) | DISSOLVED AMMONIA NITROGEN (N) (MG/L) | DISSOLVED AMMONIA (NH4) (MG/L) | TOTAL ORGANIC NITROGEN (N) (MG/L) | DISSOLVED ORGANIC NITROGEN (N) (MG/L) | TOTAL KJELDAHL NITROGEN (N) (MG/L) |
|---|---|---|---|---|---|---|---|---|---|---|---|---|
| DEC , 1976 | | | | | | | | | | | | |
| 14... | 9 | 10 | 0 | .57 | .01 | .58 | .26 | .23 | .30 | .51 | .51 | .77 |
| 15... | 6 | 8 | 1 | .57 | .01 | .58 | .24 | .23 | .30 | .55 | .56 | .79 |

| DATE | SUSPENDED KJEL. NITROGEN (N) (MG/L) | DISSOLVED KJEL. NITROGEN (N) (MG/L) | TOTAL NITROGEN (N) (MG/L) | TOTAL NITROGEN (NO3) (MG/L) | DISSOLVED PHOSPHORUS (P) (MG/L) | TOTAL ARSENIC (AS) (UG/L) | SUSPENDED ARSENIC (AS) (UG/L) | DISSOLVED ARSENIC (AS) (UG/L) | TOTAL BERYLLIUM (BE) (UG/L) | SUSPENDED BERYLLIUM (BE) (UG/L) | DISSOLVED BERYLLIUM (BE) (UG/L) | TOTAL CADMIUM (CD) (UG/L) |
|---|---|---|---|---|---|---|---|---|---|---|---|---|
| DEC , 1976 | | | | | | | | | | | | |
| 14... | .03 | .74 | 1.4 | 6.0 | .31 | 3 | 1 | 2 | 0 | 0 | 0 | 0 |
| 15... | .00 | .79 | 1.4 | 6.1 | .37 | 2 | 0 | 2 | 0 | 0 | 0 | 0 |

| DATE | SUSPENDED CADMIUM (CD) (UG/L) | DISSOLVED CADMIUM (CD) (UG/L) | TOTAL CHROMIUM (CR) (UG/L) | HEXAVALENT CHROMIUM (CR6) (UG/L) | TOTAL COPPER (CU) (UG/L) | SUSPENDED COPPER (CU) (UG/L) | DISSOLVED COPPER (CU) (UG/L) | DISSOLVED IRON (FE) (UG/L) | TOTAL LEAD (PB) (UG/L) | SUSPENDED LEAD (PB) (UG/L) | DISSOLVED LEAD (PB) (UG/L) | TOTAL MANGANESE (MN) (UG/L) |
|---|---|---|---|---|---|---|---|---|---|---|---|---|
| DEC , 1976 | | | | | | | | | | | | |
| 14... | 0 | 0 | <10 | 0 | 4 | 0 | 4 | 10 | 1 | 0 | 1 | 20 |
| 15... | 0 | 0 | <10 | 0 | 4 | 1 | 3 | 20 | 2 | 2 | 0 | 30 |

| DATE | SUSPENDED MANGANESE (MN) (UG/L) | DISSOLVED MANGANESE (MN) (UG/L) | TOTAL MERCURY (HG) (UG/L) | SUSPENDED MERCURY (HG) (UG/L) | DISSOLVED MERCURY (HG) (UG/L) | TOTAL NICKEL (NI) (UG/L) | SUSPENDED NICKEL (NI) (UG/L) | DISSOLVED NICKEL (NI) (UG/L) | TOTAL SELENIUM (SE) (UG/L) | SUSPENDED SELENIUM (SE) (UG/L) | DISSOLVED SELENIUM (SE) (UG/L) |
|---|---|---|---|---|---|---|---|---|---|---|---|
| DEC , 1976 | | | | | | | | | | | |
| 14... | 10 | 10 | .0 | .0 | .0 | 4 | 1 | 3 | 1 | 0 | 1 |
| 15... | 20 | 10 | .0 | .0 | .0 | 3 | 1 | 2 | 1 | 0 | 1 |

< Actual value is known to be less than the value shown.

B Results based on colony count outside the acceptable range (non-ideal colony count).

TABLE 6.--CHEMICAL AND PHYSICAL CONSTITUENTS, MISSISSIPPI RIVER AT HEAD OF PASSES AND SOUTHWEST PASS AND GULF OF MEXICO AT SOUTHWEST PASS--Continued

290904089151700 MISSISSIPPI RIVER AT MILE 0.0 (HEAD OF PASSES), NEAR PILOTTOWN, LA--Continued

WATER QUALITY DATA

| DATE | TOTAL ZINC (ZN) (UG/L) | SUS-PENDED ZINC (ZN) (UG/L) | DIS-SOLVED ZINC (ZN) (UG/L) | TOTAL ORGANIC CARBON (C) (MG/L) | CYANIDE (CN) (MG/L) | PHENOLS (UG/L) | OIL GREASE TOTAL RECOVER ABLE (MG/L) | TOTAL PCB (UG/L) | POLY-CHLO-RINATED NAPH-THA-LENES (UG/L) | TOTAL ALDRIN (UG/L) | TOTAL CHLOR-DANE (UG/L) |
|---|---|---|---|---|---|---|---|---|---|---|---|
| DEC , 1976 | | | | | | | | | | | |
| 14... | 20 | 10 | 10 | 6.6 | .00 | 3 | 0 | .0 | .00 | .00 | .0 |
| 15... | 20 | 10 | 10 | 4.0 | .00 | 16 | 0 | .0 | .00 | .00 | .0 |

| DATE | TOTAL ODD (UG/L) | TOTAL DDE (UG/L) | TOTAL DDT (UG/L) | TOTAL DI-AZINON (UG/L) | TOTAL DI-ELDRIN (UG/L) | TOTAL ENDRIN (UG/L) | TOTAL ETHION (UG/L) | TOTAL HEPTA-CHLOR (UG/L) | TOTAL HEPTA-CHLOR EPOXIDE (UG/L) | TOTAL LINDANE (UG/L) | TOTAL MALA-THION (UG/L) |
|---|---|---|---|---|---|---|---|---|---|---|---|
| DEC , 1976 | | | | | | | | | | | |
| 14... | .00 | .00 | .00 | .02 | .00 | .00 | .00 | .00 | .00 | .00 | .00 |
| 15... | .00 | .00 | .00 | .00 | .00 | .00 | .00 | .00 | .00 | .00 | .00 |

| DATE | TOTAL METHYL PARA-THION (UG/L) | TOTAL METHYL TRI-THION (UG/L) | TOTAL PARA-THION (UG/L) | TOTAL TOX-APHENE (UG/L) | TOTAL TRI-THION (UG/L) | TOTAL 2,4-D (UG/L) | TOTAL 2,4,5-T (UG/L) | TOTAL SILVEX (UG/L) | CHLOR-A PHYTO-PLANK-TON CHROMO SPECT. (UG/L) | CHLOR-B PHYTO-PLANK-TON CHROMO SPECT. (UG/L) |
|---|---|---|---|---|---|---|---|---|---|---|
| DEC , 1976 | | | | | | | | | | |
| 14... | .01 | .00 | .00 | 0 | .00 | .09 | .02 | .00 | .375 | .174 |
| 15... | .00 | .00 | .00 | 0 | .00 | .04 | .00 | .00 | .684 | .351 |

290720089155200 MISSISSIPPI RIVER IN SOUTHWEST PASS CHANNEL AT MILE 2.0 (BHP), NEAR PILOTTOWN, LA
(Formerly published as Southwest Pass of Mississippi River at Mile 2.0 (BHP))

| DATE | TIME | SPE-CIFIC CON-DUCT-ANCE (MICRO-MHOS) | PH (UNITS) | COLOR (PLAT-INUM-COBALT UNITS) | TUR-BID-ITY (JTU) | DIS-SOLVED OXYGEN (MG/L) | CHEM-ICAL OXYGEN DEMAND (HIGH LEVEL) (MG/L) | BIO-CHEM-ICAL OXYGEN DEMAND 5 DAY (MG/L) | IMME-DIATE COLI-FORM (COL. PER 100 ML) | FECAL COLI-FORM .7UM-MF (COL./ 100 ML) | HARD-NESS (CA,MG) (MG/L) | NON-CAR-BONATE HARD-NESS (MG/L) |
|---|---|---|---|---|---|---|---|---|---|---|---|---|
| DEC , 1976 | | | | | | | | | | | | |
| 14... | 1325 | 3070 | 7.7 | 5 | 4 | 10.2 | 9 | 1.9 | B1100 | 120 | 420 | 300 |
| 15... | 1020 | 3920 | 8.1 | 20 | 4 | 10.2 | 10 | 1.3 | B1000 | 882 | 510 | 230 |

| DATE | DIS-SOLVED CAL-CIUM (CA) (MG/L) | DIS-SOLVED MAG-NE-SIUM (MG) (MG/L) | DIS-SOLVED SODIUM (NA) (MG/L) | PERCENT SODIUM | SODIUM AD-SORP-TION RATIO | DIS-SOLVED PO-TAS-SIUM (K) (MG/L) | BICAR-BONATE (HCO3) (MG/L) | CAR-BONATE (CO3) (MG/L) | ALKA-LINITY AS CACO3 (MG/L) | CARBON DIOXIDE (CO2) (MG/L) | DIS-SOLVED SULFATE (SO4) (MG/L) | DIS-SOLVED CHLO-RIDE (CL) (MG/L) |
|---|---|---|---|---|---|---|---|---|---|---|---|---|
| DEC , 1976 | | | | | | | | | | | | |
| 14... | 56 | 67 | 500 | 71 | 11 | 21 | 146 | 0 | 120 | 4.7 | 180 | 800 |
| 15... | 63 | 86 | 610 | 71 | 12 | 28 | 155 | 0 | 127 | 2.0 | 220 | 1000 |

B Results based on colony count outside the acceptable range (non-ideal colony count).

TABLE 6.--CHEMICAL AND PHYSICAL CONSTITUENTS, MISSISSIPPI RIVER AT HEAD OF PASSES AND SOUTHWEST PASS AND GULF OF MEXICO AT SOUTHWEST PASS--Continued

290720089155200 MISSISSIPPI RIVER IN SOUTHWEST PASS CHANNEL AT MILE 2.0 (BHP), NEAR PILOTTOWN, LA--Continued

WATER QUALITY DATA

| DATE | TOTAL NON-FILT-RABLE RESIDUE (MG/L) | SUS-PENDED SOLIDS (MG/L) | VOL. NON-FILT-RABLE RESIDUE (MG/L) | TOTAL NITRATE (N) (MG/L) | TOTAL NITRITE (N) (MG/L) | TOTAL NITRITE PLUS NITRATE (N) (MG/L) | TOTAL AMMONIA NITRO-GEN (N) (MG/L) | DIS-SOLVED AMMONIA NITRO-GEN (N) (MG/L) | DIS-SOLVED AMMONIA (NH4) (MG/L) | TOTAL ORGANIC NITRO-GEN (N) (MG/L) | DIS-SOLVED ORGANIC NITRO-GEN (N) (MG/L) | TOTAL KJEL-DAHL NITRO-GEN (N) (MG/L) |
|---|---|---|---|---|---|---|---|---|---|---|---|---|
| DEC , 1976 | | | | | | | | | | | | |
| 14... | 8 | 12 | 0 | .58 | .01 | .59 | .26 | .28 | .36 | -- | .53 | -- |
| 15... | 11 | 8 | 0 | .56 | .01 | .57 | .23 | .23 | .30 | .55 | .55 | .78 |

| DATE | SUS-PENDED KJEL. NITRO-GEN (N) (MG/L) | DIS-SOLVED KJEL. NITRO-GEN (N) (MG/L) | TOTAL NITRO-GEN (N) (MG/L) | TOTAL NITRO-GEN (NO3) (MG/L) | DIS-SOL-VED PHOS-PHORUS (P) (MG/L) | TOTAL ARSENIC (AS) (UG/L) | SUS-PENDED ARSENIC (AS) (UG/L) | DIS-SOLVED ARSENIC (AS) (UG/L) | TOTAL BERYL-LIUM (BE) (UG/L) | SUS-PENDED BERYL-LIUM (BE) (UG/L) | DIS-SOLVED BERYL-LIUM (BE) (UG/L) | TOTAL CAD-MIUM (CD) (UG/L) |
|---|---|---|---|---|---|---|---|---|---|---|---|---|
| DEC , 1976 | | | | | | | | | | | | |
| 14... | -- | .81 | -- | -- | .31 | 3 | 1 | 2 | 0 | 0 | 0 | 0 |
| 15... | .00 | .78 | 1.4 | 6.2 | .39 | 3 | 0 | 3 | 0 | 0 | 0 | 0 |

| DATE | SUS-PENDED CAD-MIUM (CD) (UG/L) | DIS-SOLVED CAD-MIUM (CD) (UG/L) | TOTAL CHRO-MIUM (CR) (UG/L) | HEXA-VALENT CHRO-MIUM (CR6) (UG/L) | TOTAL COPPER (CU) (UG/L) | SUS-PENDED COPPER (CU) (UG/L) | DIS-SOLVED COPPER (CU) (UG/L) | DIS-SOLVED IRON (FE) (UG/L) | TOTAL LEAD (PB) (UG/L) | SUS-PENDED LEAD (PB) (UG/L) | DIS-SOLVED LEAD (PB) (UG/L) | TOTAL MAN-GANESE (MN) (UG/L) |
|---|---|---|---|---|---|---|---|---|---|---|---|---|
| DEC , 1976 | | | | | | | | | | | | |
| 14... | 0 | 0 | <10 | 0 | 3 | 0 | 3 | 10 | 0 | 0 | 0 | 20 |
| 15... | 0 | 0 | <10 | 0 | 3 | 0 | 3 | 30 | 2 | 0 | 2 | 30 |

| DATE | SUS-PENDED MAN-GANESE (MN) (UG/L) | DIS-SOLVED MAN-GANESE (MN) (UG/L) | TOTAL MERCURY (HG) (UG/L) | SUS-PENDED MERCURY (HG) (UG/L) | DIS-SOLVED MERCURY (HG) (UG/L) | TOTAL NICKEL (NI) (UG/L) | SUS-PENDED NICKEL (NI) (UG/L) | DIS-SOLVED NICKEL (NI) (UG/L) | TOTAL SELE-NIUM (SE) (UG/L) | SUS-PENDED SELE-NIUM (SE) (UG/L) | DIS-SOLVED SELE-NIUM (SE) (UG/L) |
|---|---|---|---|---|---|---|---|---|---|---|---|
| DEC , 1976 | | | | | | | | | | | |
| 14... | 10 | 10 | .0 | .0 | .0 | 3 | 0 | 3 | 0 | 0 | 0 |
| 15... | 20 | 10 | .0 | .0 | .0 | 3 | 0 | 3 | 0 | 0 | 0 |

| DATE | TOTAL ZINC (ZN) (UG/L) | SUS-PENDED ZINC (ZN) (UG/L) | DIS-SOLVED ZINC (ZN) (UG/L) | TOTAL ORGANIC CARBON (C) (MG/L) | CYANIDE (CN) (MG/L) | PHENOLS (UG/L) | OIL GREASE TOTAL RECOVER ABLE (MG/L) | TOTAL PCB (UG/L) | POLY-CHLO-RINATED NAPH-THA-LENES (UG/L) | TOTAL ALDRIN (UG/L) | TOTAL CHLOR-DANE (UG/L) |
|---|---|---|---|---|---|---|---|---|---|---|---|
| DEC , 1976 | | | | | | | | | | | |
| 14... | 20 | 20 | 1 | 5.6 | .00 | 8 | 0 | .0 | .00 | .00 | .0 |
| 15... | 10 | 10 | 0 | 4.2 | .00 | 3 | 0 | .0 | .00 | .00 | .0 |

< Actual value is known to be less than the value shown.

TABLE 6.--CHEMICAL AND PHYSICAL CONSTITUENTS, MISSISSIPPI RIVER AT HEAD OF PASSES AND SOUTHWEST PASS AND GULF OF MEXICO AT SOUTHWEST PASS--Continued

WATER QUALITY DATA

290720089155200 MISSISSIPPI RIVER IN SOUTHWEST PASS CHANNEL AT MILE 2.0 (BHP), NEAR PILOTTOWN, LA--Continued

| DATE | TOTAL DDD (UG/L) | TOTAL DDE (UG/L) | TOTAL DDT (UG/L) | TOTAL DI-AZINON (UG/L) | TOTAL DI-ELDRIN (UG/L) | TOTAL ENDRIN (UG/L) | TOTAL ETHION (UG/L) | TOTAL HEPTA-CHLOR (UG/L) | TOTAL HEPTA-CHLOR EPOXIDE (UG/L) | TOTAL LINDANE (UG/L) | TOTAL MALA-THION (UG/L) |
|---|---|---|---|---|---|---|---|---|---|---|---|
| DEC , 1976 | | | | | | | | | | | |
| 14... | .00 | .00 | .00 | .03 | .00 | .00 | .00 | .00 | .00 | .00 | .00 |
| 15... | .00 | .00 | .00 | .01 | .00 | .00 | .00 | .00 | .00 | .00 | .00 |

| DATE | TOTAL METHYL PARA-THION (UG/L) | TOTAL METHYL TRI-THION (UG/L) | TOTAL PARA-THION (UG/L) | TOTAL TOX-APHENE (UG/L) | TOTAL TRI-THION (UG/L) | TOTAL 2,4-D (UG/L) | TOTAL 2,4,5-T (UG/L) | TOTAL SILVEX (UG/L) | CHLOR-A PHYTO-PLANK-TON CHROMO SPECT. (UG/L) | CHLOR-B PHYTO-PLANK-TON CHROMO SPECT. (UG/L) |
|---|---|---|---|---|---|---|---|---|---|---|
| DEC , 1976 | | | | | | | | | | |
| 14... | .00 | .00 | .00 | 0 | .00 | .00 | .00 | .00 | .411 | .234 |
| 15... | .00 | .00 | .00 | 0 | .00 | .00 | .00 | .00 | .546 | .408 |

290547089164300 MISSISSIPPI RIVER IN SOUTHWEST PASS CHANNEL AT MILE 4.0 (BHP), NEAR PILOTTOWN, LA
(Formerly published as Southwest Pass of Mississippi River at Mile 4.0 (BHP))

| DATE | TIME | SPE-CIFIC CON-DUCT-ANCE (MICRO-MHOS) | PH (UNITS) | COLOR (PLAT-INUM-COBALT UNITS) | TUR-BID-ITY (JTU) | DIS-SOLVED OXYGEN (MG/L) | CHEM-ICAL OXYGEN DEMAND (HIGH LEVEL) (MG/L) | BIO-CHEM-ICAL OXYGEN DEMAND 5 DAY (MG/L) | IMME-DIATE COLI-FORM (COL. PER 100 ML) | FECAL COLI-FORM .7UM-MF (COL./ 100 ML) | HARD-NESS (CA,MG) (MG/L) | NON-CAR-BONATE HARD-NESS (MG/L) |
|---|---|---|---|---|---|---|---|---|---|---|---|---|
| DEC , 1976 | | | | | | | | | | | | |
| 14... | 1300 | 2990 | 7.8 | 10 | 4 | 9.8 | 12 | 1.6 | 8970 | 110 | 410 | 280 |
| 15... | 1010 | 3930 | 8.1 | 10 | 4 | 9.6 | 10 | 1.3 | 680 | 891 | 500 | 380 |

| DATE | DIS-SOLVED CAL-CIUM (CA) (MG/L) | DIS-SOLVED MAG-NE-SIUM (MG) (MG/L) | DIS-SOLVED SODIUM (NA) (MG/L) | PERCENT SODIUM | SODIUM AD-SORP-TION RATIO | DIS-SOLVED PO-TAS-SIUM (K) (MG/L) | BICAR-BONATE (HCO3) (MG/L) | CAR-BONATE (CO3) (MG/L) | ALKA-LINITY AS CACO3 (MG/L) | CARBON DIOXIDE (CO2) (MG/L) | DIS-SOLVED SULFATE (SO4) (MG/L) | DIS-SOLVED CHLO-RIDE (CL) (MG/L) |
|---|---|---|---|---|---|---|---|---|---|---|---|---|
| DEC , 1976 | | | | | | | | | | | | |
| 14... | 56 | 65 | 460 | 70 | 9.9 | 22 | 156 | 0 | 128 | 4.0 | 180 | 790 |
| 15... | 62 | 85 | 630 | 72 | 12 | 29 | 157 | 0 | 129 | 2.0 | 220 | 1100 |

| DATE | TOTAL NON-FILT-RABLE RESIDUE (MG/L) | SUS-PENDED SOLIDS (MG/L) | VOL. NON-FILT-RABLE RESIDUE (MG/L) | TOTAL NITRATE (N) (MG/L) | TOTAL NITRITE (N) (MG/L) | TOTAL NITRITE PLUS NITRATE (N) (MG/L) | TOTAL AMMONIA NITRO-GEN (N) (MG/L) | DIS-SOLVED AMMONIA NITRO-GEN (N) (MG/L) | DIS-SOLVED AMMONIA (NH4) (MG/L) | TOTAL ORGANIC NITRO-GEN (N) (MG/L) | DIS-SOLVED ORGANIC NITRO-GEN (N) (MG/L) | TOTAL KJEL-DAHL NITRO-GEN (N) (MG/L) |
|---|---|---|---|---|---|---|---|---|---|---|---|---|
| DEC , 1976 | | | | | | | | | | | | |
| 14... | 5 | 5 | 1 | .57 | .01 | .58 | .26 | .25 | .32 | .64 | .56 | .90 |
| 15... | 6 | 4 | 0 | .55 | .01 | .56 | .25 | .22 | .28 | .68 | .61 | .93 |

B Results based on colony count outside the acceptable range (non-ideal colony count).

TABLE 6.--CHEMICAL AND PHYSICAL CONSTITUENTS, MISSISSIPPI RIVER AT HEAD OF PASSES AND SOUTHWEST PASS AND GULF OF MEXICO AT SOUTHWEST PASS--Continued

290547089164300 MISSISSIPPI RIVER IN SOUTHWEST PASS CHANNEL AT MILE 4.0 (BHP), NEAR PILOTTOWN, LA--Continued

WATER QUALITY DATA

| DATE | SUS-PENDED KJEL. NITRO-GEN (N) (MG/L) | DIS-SOLVED KJEL. NITRO-GEN (N) (MG/L) | TOTAL NITRO-GEN (N) (MG/L) | TOTAL NITRO-GEN (NO3) (MG/L) | DIS-SOL-VED-PHOS-PHORUS (P) (MG/L) | TOTAL ARSENIC (AS) (UG/L) | SUS-PENDED ARSENIC (AS) (UG/L) | DIS-SOLVED ARSENIC (AS) (UG/L) | TOTAL BERYL-LIUM (BE) (UG/L) | SUS-PENDED BERYL-LIUM (BE) (UG/L) | DIS-SOLVED BERYL-LIUM (BE) (UG/L) | TOTAL CAD-MIUM (CD) (UG/L) |
|---|---|---|---|---|---|---|---|---|---|---|---|---|
| DEC , 1976 | | | | | | | | | | | | |
| 14... | .09 | .81 | 1.5 | 6.6 | .31 | 3 | 2 | 1 | 0 | 0 | 0 | 0 |
| 15... | .10 | .83 | 1.5 | 6.6 | .41 | 3 | 1 | 2 | 0 | 0 | 0 | 0 |

| DATE | SUS-PENDED CAD-MIUM (CD) (UG/L) | DIS-SOLVED CAD-MIUM (CD) (UG/L) | TOTAL CHRO-MIUM (CR) (UG/L) | HEXA-VALENT CHRO-MIUM (CR6) (UG/L) | TOTAL COPPER (CU) (UG/L) | SUS-PENDED COPPER (CU) (UG/L) | DIS-SOLVED COPPER (CU) (UG/L) | DIS-SOLVED IRON (FE) (UG/L) | TOTAL LEAD (PB) (UG/L) | SUS-PENDED LEAD (PB) (UG/L) | DIS-SOLVED LEAD (PB) (UG/L) | TOTAL MAN-GANESE (MN) (UG/L) |
|---|---|---|---|---|---|---|---|---|---|---|---|---|
| DEC , 1976 | | | | | | | | | | | | |
| 14... | 0 | 0 | <10 | 0 | 3 | 0 | 3 | 10 | 0 | 0 | 0 | 30 |
| 15... | 0 | 0 | <10 | 0 | 3 | 0 | 3 | 50 | 2 | 0 | 2 | 30 |

| DATE | SUS-PENDED MAN-GANESE (MN) (UG/L) | DIS-SOLVED MAN-GANESE (MN) (UG/L) | TOTAL MERCURY (HG) (UG/L) | SUS-PENDED MERCURY (HG) (UG/L) | DIS-SOLVED MERCURY (HG) (UG/L) | TOTAL NICKEL (NI) (UG/L) | SUS-PENDED NICKEL (NI) (UG/L) | DIS-SOLVED NICKEL (NI) (UG/L) | TOTAL SELE-NIUM (SE) (UG/L) | SUS-PENDED SELE-NIUM (SE) (UG/L) | DIS-SOLVED SELE-NIUM (SE) (UG/L) |
|---|---|---|---|---|---|---|---|---|---|---|---|
| DEC , 1976 | | | | | | | | | | | |
| 14... | 20 | 10 | .0 | .0 | .0 | 2 | 0 | 2 | 0 | 0 | 0 |
| 15... | 10 | 20 | .0 | .0 | .0 | 3 | 0 | 3 | 0 | 0 | 0 |

| DATE | TOTAL ZINC (ZN) (UG/L) | SUS-PENDED ZINC (ZN) (UG/L) | DIS-SOLVED ZINC (ZN) (UG/L) | TOTAL ORGANIC CARBON (C) (MG/L) | CYANIDE (CN) (MG/L) | PHENOLS (UG/L) | OIL GREASE TOTAL RECOVER ABLE (MG/L) | TOTAL PCB (UG/L) | POLY-CHLO-RINATED NAPH-THA-LENES (UG/L) | TOTAL ALDRIN (UG/L) | TOTAL CHLOR-DANE (UG/L) |
|---|---|---|---|---|---|---|---|---|---|---|---|
| DEC , 1976 | | | | | | | | | | | |
| 14... | 20 | 20 | 1 | 5.0 | .00 | 3 | 0 | .0 | .00 | .00 | .0 |
| 15... | 20 | 10 | 10 | 6.4 | .00 | 0 | 0 | .0 | .00 | .00 | .0 |

| DATE | TOTAL DDD (UG/L) | TOTAL DDE (UG/L) | TOTAL DDT (UG/L) | TOTAL DI-AZINON (UG/L) | TOTAL DI-ELDRIN (UG/L) | TOTAL ENDRIN (UG/L) | TOTAL ETHION (UG/L) | TOTAL HEPTA-CHLOR (UG/L) | TOTAL HEPTA-CHLOR EPOXIDE (UG/L) | TOTAL LINDANE (UG/L) | TOTAL MALA-THION (UG/L) |
|---|---|---|---|---|---|---|---|---|---|---|---|
| DEC , 1976 | | | | | | | | | | | |
| 14... | .00 | .00 | .00 | .00 | .00 | .00 | .00 | .00 | .00 | .00 | .00 |
| 15... | .00 | .00 | .00 | .00 | .00 | .00 | .00 | .00 | .00 | .00 | .00 |

| DATE | TOTAL METHYL PARA-THION (UG/L) | TOTAL METHYL TRI-THION (UG/L) | TOTAL PARA-THION (UG/L) | TOTAL TOX-APHENE (UG/L) | TOTAL TRI-THION (UG/L) | TOTAL 2,4-D (UG/L) | TOTAL 2,4,5-T (UG/L) | TOTAL SILVEX (UG/L) | CHLOR-A PHYTO-PLANK-TON CHROMO SPECT. (UG/L) | CHLOR-B PHYTO-PLANK-TON CHROMO SPECT. (UG/L) |
|---|---|---|---|---|---|---|---|---|---|---|
| DEC , 1976 | | | | | | | | | | |
| 14... | .00 | .00 | .00 | 0 | .00 | .08 | .02 | .00 | .375 | .291 |
| 15... | .00 | .00 | .00 | 0 | .00 | .09 | .02 | .00 | .753 | .174 |

< Actual value is known to be less than the value shown.

TABLE 6.--CHEMICAL AND PHYSICAL CONSTITUENTS, MISSISSIPPI RIVER AT HEAD OF PASSES AND SOUTHWEST PASS AND GULF OF MEXICO AT SOUTHWEST PASS--Continued

290134089200601 MISSISSIPPI RIVER IN SOUTHWEST PASS CHANNEL AT MILE 10.0 (BHP), NEAR PILOTTOWN, LA
(Formerly published as 290210089200601 Southwest Pass of Mississippi River at Mile 10.0 (BHP))

WATER QUALITY DATA

| DATE | TIME | SPECIFIC CONDUCTANCE (MICROMHOS) | PH (UNITS) | COLOR (PLATINUM-COBALT UNITS) | TURBIDITY (JTU) | DISSOLVED OXYGEN (MG/L) | CHEMICAL OXYGEN DEMAND (HIGH LEVEL) (MG/L) | BIOCHEMICAL OXYGEN DEMAND 5 DAY (MG/L) | IMMEDIATE COLIFORM (COL. PER 100 ML) | FECAL COLIFORM .7UM-MF (COL./100 ML) | HARDNESS (CA,MG) (MG/L) | NONCARBONATE HARDNESS (MG/L) |
|---|---|---|---|---|---|---|---|---|---|---|---|---|
| DEC , 1976 | | | | | | | | | | | | |
| 14... | 1245 | 5600 | 8.0 | 15 | 4 | 9.8 | 11 | 1.6 | B940 | 140 | 670 | 550 |
| 15... | 0950 | 6530 | 8.1 | 10 | 5 | 9.7 | 13 | 1.4 | 780 | 850 | 880 | 750 |

| DATE | DISSOLVED CALCIUM (CA) (MG/L) | DISSOLVED MAGNESIUM (MG) (MG/L) | DISSOLVED SODIUM (NA) (MG/L) | PERCENT SODIUM | SODIUM ADSORPTION RATIO | DISSOLVED POTASSIUM (K) (MG/L) | BICARBONATE (HCO3) (MG/L) | CARBONATE (CO3) (MG/L) | ALKALINITY AS CACO3 (MG/L) | CARBON DIOXIDE (CO2) (MG/L) | DISSOLVED SULFATE (SO4) (MG/L) | DISSOLVED CHLORIDE (CL) (MG/L) |
|---|---|---|---|---|---|---|---|---|---|---|---|---|
| DEC , 1976 | | | | | | | | | | | | |
| 14... | 71 | 120 | 940 | 74 | 16 | 42 | 152 | 0 | 125 | 2.4 | 280 | 1600 |
| 15... | 94 | 160 | 1000 | 76 | 19 | 45 | 153 | 0 | 125 | 1.9 | 320 | 1900 |

| DATE | TOTAL NONFILTRABLE RESIDUE (MG/L) | SUSPENDED SOLIDS (MG/L) | VOL. NONFILTRABLE RESIDUE (MG/L) | TOTAL NITRATE (N) (MG/L) | TOTAL NITRITE (N) (MG/L) | TOTAL NITRITE PLUS NITRATE (N) (MG/L) | TOTAL AMMONIA NITROGEN (N) (MG/L) | DISSOLVED AMMONIA NITROGEN (N) (MG/L) | DISSOLVED AMMONIA (NH4) (MG/L) | TOTAL ORGANIC NITROGEN (N) (MG/L) | DISSOLVED ORGANIC NITROGEN (N) (MG/L) | TOTAL KJELDAHL NITROGEN (N) (MG/L) |
|---|---|---|---|---|---|---|---|---|---|---|---|---|
| DEC , 1976 | | | | | | | | | | | | |
| 14... | 11 | 7 | 2 | .53 | .01 | .54 | .24 | .22 | .28 | .61 | .61 | .85 |
| 15... | 9 | 13 | 0 | .61 | .01 | .62 | .27 | .25 | .32 | -- | .65 | -- |

| DATE | SUSPENDED KJEL. NITROGEN (N) (MG/L) | DISSOLVED KJEL. NITROGEN (N) (MG/L) | TOTAL NITROGEN (N) (MG/L) | TOTAL NITROGEN (NO3) (MG/L) | DISSOLVED PHOSPHORUS (P) (MG/L) | TOTAL ARSENIC (AS) (UG/L) | SUSPENDED ARSENIC (AS) (UG/L) | DISSOLVED ARSENIC (AS) (UG/L) | TOTAL BERYLLIUM (BE) (UG/L) | SUSPENDED BERYLLIUM (BE) (UG/L) | DISSOLVED BERYLLIUM (BE) (UG/L) | TOTAL CADMIUM (CD) (UG/L) |
|---|---|---|---|---|---|---|---|---|---|---|---|---|
| DEC , 1976 | | | | | | | | | | | | |
| 14... | .02 | .83 | 1.4 | 6.2 | .29 | 3 | 0 | 3 | 0 | 0 | 0 | 0 |
| 15... | -- | .90 | -- | -- | .37 | 3 | 1 | 2 | 0 | 0 | 0 | 0 |

| DATE | SUSPENDED CADMIUM (CD) (UG/L) | DISSOLVED CADMIUM (CD) (UG/L) | TOTAL CHROMIUM (CR) (UG/L) | HEXAVALENT CHROMIUM (CR6) (UG/L) | TOTAL COPPER (CU) (UG/L) | SUSPENDED COPPER (CU) (UG/L) | DISSOLVED COPPER (CU) (UG/L) | DISSOLVED IRON (FE) (UG/L) | TOTAL LEAD (PB) (UG/L) | SUSPENDED LEAD (PB) (UG/L) | DISSOLVED LEAD (PB) (UG/L) | TOTAL MANGANESE (MN) (UG/L) |
|---|---|---|---|---|---|---|---|---|---|---|---|---|
| DEC , 1976 | | | | | | | | | | | | |
| 14... | 0 | 0 | <10 | 0 | 3 | 0 | 3 | 10 | 0 | 0 | 0 | 30 |
| 15... | 0 | 0 | 10 | 0 | 2 | 0 | 2 | 30 | 0 | 0 | 0 | 30 |

| DATE | SUSPENDED MANGANESE (MN) (UG/L) | DISSOLVED MANGANESE (MN) (UG/L) | TOTAL MERCURY (HG) (UG/L) | SUSPENDED MERCURY (HG) (UG/L) | DISSOLVED MERCURY (HG) (UG/L) | TOTAL NICKEL (NI) (UG/L) | SUSPENDED NICKEL (NI) (UG/L) | DISSOLVED NICKEL (NI) (UG/L) | TOTAL SELENIUM (SE) (UG/L) | SUSPENDED SELENIUM (SE) (UG/L) | DISSOLVED SELENIUM (SE) (UG/L) |
|---|---|---|---|---|---|---|---|---|---|---|---|
| DEC , 1976 | | | | | | | | | | | |
| 14... | 10 | 20 | .0 | .0 | .0 | 2 | 0 | 2 | 0 | 0 | 0 |
| 15... | 20 | 10 | .0 | .0 | .0 | 4 | 1 | 3 | 0 | 0 | 0 |

< Actual value is known to be less than the value shown.

B Results based on colony count outside the acceptable range (non-ideal colony count).

TABLE 6.--CHEMICAL AND PHYSICAL CONSTITUENTS, MISSISSIPPI RIVER AT HEAD OF PASSES AND SOUTHWEST PASS AND GULF OF MEXICO AT SOUTHWEST PASS--Continued

WATER QUALITY DATA

290134089200601 MISSISSIPPI RIVER IN SOUTHWEST PASS CHANNEL AT MILE 10.0 (BHP), NEAR PILOTTOWN, LA--Continued

| DATE | TOTAL ZINC (ZN) (UG/L) | SUS-PENDED ZINC (ZN) (UG/L) | DIS-SOLVED ZINC (ZN) (UG/L) | TOTAL ORGANIC CARBON (C) (MG/L) | CYANIDE (CN) (MG/L) | PHENOLS (UG/L) | OIL GREASE TOTAL RECOVER ABLE (MG/L) | TOTAL PCB (UG/L) | POLY-CHLO-RINATED NAPH-THA-LENES (UG/L) | TOTAL ALDRIN (UG/L) | TOTAL CHLOR-DANE (UG/L) |
|---|---|---|---|---|---|---|---|---|---|---|---|
| DEC , 1976 | | | | | | | | | | | |
| 14... | 20 | 10 | 10 | 5.6 | .00 | 0 | 0 | .0 | .00 | .00 | .0 |
| 15... | 20 | 10 | 10 | 6.1 | .00 | 1 | 0 | .0 | .00 | .00 | .0 |

| DATE | TOTAL DDD (UG/L) | TOTAL DDE (UG/L) | TOTAL DDT (UG/L) | TOTAL DI-AZINON (UG/L) | TOTAL DI-ELDRIN (UG/L) | TOTAL ENDRIN (UG/L) | TOTAL ETHION (UG/L) | TOTAL HEPTA-CHLOR (UG/L) | TOTAL HEPTA-CHLOR EPOXIDE (UG/L) | TOTAL LINDANE (UG/L) | TOTAL MALA-THION (UG/L) |
|---|---|---|---|---|---|---|---|---|---|---|---|
| DEC , 1976 | | | | | | | | | | | |
| 14... | .00 | .00 | .00 | .00 | .00 | .00 | .00 | .00 | .00 | .00 | .00 |
| 15... | .00 | .00 | .00 | .00 | .00 | .00 | .00 | .00 | .00 | .00 | .00 |

| DATE | TOTAL METHYL PARA-THION (UG/L) | TOTAL METHYL TRI-THION (UG/L) | TOTAL PARA-THION (UG/L) | TOTAL TOX-APHENE (UG/L) | TOTAL TRI-THION (UG/L) | TOTAL 2,4-D (UG/L) | TOTAL 2,4,5-T (UG/L) | TOTAL SILVEX (UG/L) | CHLOR-A PHYTO-PLANK-TON CHROMO SPECT. (UG/L) | CHLOR-B PHYTO-PLANK-TON CHROMO SPECT. (UG/L) |
|---|---|---|---|---|---|---|---|---|---|---|
| DEC , 1976 | | | | | | | | | | |
| 14... | .00 | .00 | .00 | 0 | .00 | .08 | .00 | .00 | .375 | .174 |
| 15... | .00 | .00 | .00 | 0 | .00 | .10 | .02 | .00 | .444 | .234 |

285803089230300 MISSISSIPPI RIVER IN SOUTHWEST PASS CHANNEL AT MILE 15.0 (BHP), NEAR BURRWOOD, LA
(Formerly published as Southwest Pass of Mississippi River at Mile 15.0 (BHP))

| DATE | TIME | SPE-CIFIC CON-DUCT-ANCE (MICRO-MHOS) | PH (UNITS) | COLOR (PLAT-INUM-COBALT UNITS) | TUR-BID-ITY (JTU) | DIS-SOLVED OXYGEN (MG/L) | CHEM-ICAL OXYGEN DEMAND (HIGH LEVEL) (MG/L) | BIO-CHEM-ICAL OXYGEN DEMAND 5 DAY (MG/L) | IMME-DIATE COLI-FORM (COL. PER 100 ML) | FECAL COLI-FORM .7UM-MF (COL./ 100 ML) | HARD-NESS (CA,MG) (MG/L) | NON-CAR-BONATE HARD-NESS (MG/L) |
|---|---|---|---|---|---|---|---|---|---|---|---|---|
| DEC , 1976 | | | | | | | | | | | | |
| 14... | 1230 | 7100 | 8.0 | 10 | 4 | 9.8 | 12 | 1.6 | 780 | 868 | 860 | 740 |
| 15... | 0940 | 8370 | 8.1 | 15 | 4 | 9.5 | 15 | 1.6 | -- | -- | 1000 | 880 |

| DATE | DIS-SOLVED CAL-CIUM (CA) (MG/L) | DIS-SOLVED MAG-NE-SIUM (MG) (MG/L) | DIS-SOLVED SODIUM (NA) (MG/L) | PERCENT SODIUM | SODIUM AD-SORP-TION RATIO | DIS-SOLVED PO-TAS-SIUM (K) (MG/L) | BICAR-BONATE (HCO3) (MG/L) | CAR-BONATE (CO3) (MG/L) | ALKA-LINITY AS CACO3 (MG/L) | CARBON DIOXIDE (CO2) (MG/L) | DIS-SOLVED SULFATE (SO4) (MG/L) | DIS-SOLVED CHLO-RIDE (CL) (MG/L) |
|---|---|---|---|---|---|---|---|---|---|---|---|---|
| DEC , 1976 | | | | | | | | | | | | |
| 14... | 80 | 160 | 1300 | 75 | 19 | 52 | 148 | 0 | 121 | 2.4 | 340 | 2100 |
| 15... | 90 | 190 | 1500 | 75 | 21 | 59 | 152 | 0 | 125 | 1.9 | 400 | 2600 |

B Results based on colony count outside the acceptable range (non-ideal colony count).

TABLE 6.--CHEMICAL AND PHYSICAL CONSTITUENTS, MISSISSIPPI RIVER AT HEAD OF PASSES AND SOUTHWEST PASS AND GULF OF MEXICO AT SOUTHWEST PASS--Continued

285803089230300 MISSISSIPPI RIVER IN SOUTHWEST PASS CHANNEL AT MILE 15.0 (BHP), NEAR BURRWOOD, LA--Continued

WATER QUALITY DATA

| DATE | TOTAL ZINC (ZN) (UG/L) | SUS-PENDED ZINC (ZN) (UG/L) | DIS-SOLVED ZINC (ZN) (UG/L) | TOTAL ORGANIC CARBON (C) (MG/L) | CYANIDE (CN) (MG/L) | PHENOLS (UG/L) | OIL GREASE TOTAL RECOVER ABLE (MG/L) | TOTAL PCB (UG/L) | POLY-CHLO-RINATED NAPH-THA-LENES (UG/L) | TOTAL ALDRIN (UG/L) | TOTAL CHLOR-DANE (UG/L) |
|---|---|---|---|---|---|---|---|---|---|---|---|
| DEC , 1976 | | | | | | | | | | | |
| 14... | 30 | 20 | 10 | 4.2 | .00 | 0 | 0 | .0 | .00 | .00 | .0 |
| 15... | 20 | 10 | 10 | 5.4 | .00 | 0 | 0 | .0 | .00 | .00 | .0 |

| DATE | TOTAL DDD (UG/L) | TOTAL DDE (UG/L) | TOTAL DDT (UG/L) | TOTAL DI-AZINON (UG/L) | TOTAL DI-ELDRIN (UG/L) | TOTAL ENDRIN (UG/L) | TOTAL ETHION (UG/L) | TOTAL HEPTA-CHLOR (UG/L) | TOTAL HEPTA-CHLOR EPOXIDE (UG/L) | TOTAL LINDANE (UG/L) | TOTAL MALA-THION (UG/L) |
|---|---|---|---|---|---|---|---|---|---|---|---|
| DEC , 1976 | | | | | | | | | | | |
| 14... | .00 | .00 | .00 | .00 | .00 | .00 | .00 | .00 | .00 | .00 | .00 |
| 15... | .00 | .00 | .00 | .01 | .00 | .00 | .00 | .00 | .00 | .00 | .00 |

| DATE | TOTAL METHYL PARA-THION (UG/L) | TOTAL METHYL TRI-THION (UG/L) | TOTAL PARA-THION (UG/L) | TOTAL TOX-APHENE (UG/L) | TOTAL TRI-THION (UG/L) | TOTAL 2,4-D (UG/L) | TOTAL 2,4,5-T (UG/L) | TOTAL SILVEX (UG/L) | CHLOR-A PHYTO-PLANK-TON CHROMO SPECT. (UG/L) | CHLOR-B PHYTO-PLANK-TON CHROMO SPECT. (UG/L) |
|---|---|---|---|---|---|---|---|---|---|---|
| DEC , 1976 | | | | | | | | | | |
| 14... | .00 | .00 | .00 | 0 | .00 | .07 | .02 | .00 | .615 | .117 |
| 15... | .00 | .00 | .00 | 0 | .00 | .07 | .02 | .00 | .375 | .234 |

| DATE | TOTAL NON-FILT-RABLE RESIDUE (MG/L) | SUS-PENDED SOLIDS (MG/L) | VOL. NON-FILT-RABLE RESIDUE (MG/L) | TOTAL NITRATE (N) (MG/L) | TOTAL NITRITE (N) (MG/L) | TOTAL NITRITE PLUS NITRATE (N) (MG/L) | TOTAL AMMONIA NITRO-GEN (N) (MG/L) | DIS-SOLVED AMMONIA NITRO-GEN (N) (MG/L) | DIS-SOLVED AMMONIA (NH4) (MG/L) | TOTAL ORGANIC NITRO-GEN (N) (MG/L) | DIS-SOLVED ORGANIC NITRO-GEN (N) (MG/L) | TOTAL KJEL-DAHL NITRO-GEN (N) (MG/L) |
|---|---|---|---|---|---|---|---|---|---|---|---|---|
| DEC , 1976 | | | | | | | | | | | | |
| 14... | 6 | 9 | 0 | .52 | .01 | .53 | .23 | .21 | .27 | .51 | .53 | .74 |
| 15... | 5 | 3 | 0 | .51 | .01 | .52 | .25 | .24 | .31 | -- | .62 | -- |

| DATE | SUS-PENDED KJEL. NITRO-GEN (N) (MG/L) | DIS-SOLVED KJEL. NITRO-GEN (N) (MG/L) | TOTAL NITRO-GEN (N) (MG/L) | TOTAL NITRO-GEN (NO3) (MG/L) | DIS-SOL-VED PHOS-PHORUS (P) (MG/L) | TOTAL ARSENIC (AS) (UG/L) | SUS-PENDED ARSENIC (AS) (UG/L) | DIS-SOLVED ARSENIC (AS) (UG/L) | TOTAL BERYL-LIUM (BE) (UG/L) | SUS-PENDED BERYL-LIUM (BE) (UG/L) | DIS-SOLVED BERYL-LIUM (BE) (UG/L) | TOTAL CAD-MIUM (CD) (UG/L) |
|---|---|---|---|---|---|---|---|---|---|---|---|---|
| DEC , 1976 | | | | | | | | | | | | |
| 14... | .00 | .74 | 1.3 | 5.6 | .28 | 2 | 0 | 2 | 0 | 0 | 0 | 0 |
| 15... | -- | .86 | -- | -- | .33 | 2 | 1 | 1 | 0 | 0 | 0 | 0 |

| DATE | SUS-PENDED CAD-MIUM (CD) (UG/L) | DIS-SOLVED CAD-MIUM (CD) (UG/L) | TOTAL CHRO-MIUM (CR) (UG/L) | HEXA-VALENT CHRO-MIUM (CR6) (UG/L) | TOTAL COPPER (CU) (UG/L) | SUS-PENDED COPPER (CU) (UG/L) | DIS-SOLVED COPPER (CU) (UG/L) | DIS-SOLVED IRON (FE) (UG/L) | TOTAL LEAD (PB) (UG/L) | SUS-PENDED LEAD (PB) (UG/L) | DIS-SOLVED LEAD (PB) (UG/L) | TOTAL MAN-GANESE (MN) (UG/L) |
|---|---|---|---|---|---|---|---|---|---|---|---|---|
| DEC , 1976 | | | | | | | | | | | | |
| 14... | 0 | 0 | 20 | 0 | 5 | 2 | 3 | 30 | 1 | 1 | 0 | 70 |
| 15... | 0 | 0 | <10 | 0 | 3 | 0 | 3 | 30 | 2 | 0 | 2 | 30 |

< Actual value is known to be less than the value shown.

TABLE 6.--CHEMICAL AND PHYSICAL CONSTITUENTS, MISSISSIPPI RIVER AT HEAD OF PASSES AND SOUTHWEST PASS AND GULF OF MEXICO AT SOUTHWEST PASS--Continued

WATER QUALITY DATA

285803089230300 MISSISSIPPI RIVER IN SOUTHWEST PASS CHANNEL AT MILE 15.0 (BHP), NEAR BURRWOOD, LA--Continued

| DATE | SUS-PENDED MAN-GANESE (MN) (UG/L) | DIS-SOLVED MAN-GANESE (MN) (UG/L) | TOTAL MERCURY (HG) (UG/L) | SUS-PENDED MERCURY (HG) (UG/L) | DIS-SOLVED MERCURY (HG) (UG/L) | TOTAL NICKEL (NI) (UG/L) | SUS-PENDED NICKEL (NI) (UG/L) | DIS-SOLVED NICKEL (NI) (UG/L) | TOTAL SELE-NIUM (SE) (UG/L) | SUS-PENDED SELE-NIUM (SE) (UG/L) | DIS-SOLVED SELE-NIUM (SE) (UG/L) |
|---|---|---|---|---|---|---|---|---|---|---|---|
| DEC , 1976 | | | | | | | | | | | |
| 14... | 60 | 10 | .0 | .0 | .0 | 3 | 0 | 3 | 0 | 0 | 0 |
| 15... | 10 | 20 | .0 | .0 | .0 | 4 | 2 | 2 | 1 | 0 | 1 |

285334089260800 GULF OF MEXICO IN SOUTHWEST PASS CHANNEL AT MILE 21.0 (BHP), NEAR BURRWOOD, LA
(Formerly published as Southwest Pass of Mississippi River at Mile 21.0 (BHP))

| DATE | TIME | SPE-CIFIC CON-DUCT-ANCE (MICRO-MHOS) | PH (UNITS) | COLOR (PLAT-INUM-COBALT UNITS) | TUR-BID-ITY (JTU) | DIS-SOLVED OXYGEN (MG/L) | CHEM-ICAL OXYGEN DEMAND (HIGH LEVEL) (MG/L) | BIO-CHEM-ICAL OXYGEN DEMAND 5 DAY (MG/L) | IMME-DIATE COLI-FORM (COL. PER 100 ML) | FECAL COLI-FORM .7UM-MF (COL./ 100 ML) | HARD-NESS (CA,MG) (MG/L) | NON-CAR-BONATE HARD-NESS (MG/L) |
|---|---|---|---|---|---|---|---|---|---|---|---|---|
| DEC , 1976 | | | | | | | | | | | | |
| 14... | 1030 | 27400 | 8.0 | 15 | 6 | 9.1 | 40 | 1.0 | 73 | <5 | 3400 | 3300 |
| 15... | 0930 | 23000 | 8.0 | 10 | 7 | 9.3 | 34 | .7 | 8630 | 864 | 2700 | 2600 |

| DATE | DIS-SOLVED CAL-CIUM (CA) (MG/L) | DIS-SOLVED MAG-NE-SIUM (MG) (MG/L) | DIS-SOLVED SODIUM (NA) (MG/L) | PERCENT SODIUM | SODIUM AD-SORP-TION RATIO | DIS-SOLVED PO-TAS-SIUM (K) (MG/L) | BICAR-BONATE (HCO3) (MG/L) | CAR-BONATE (CO3) (MG/L) | ALKA-LINITY AS CACO3 (MG/L) | CARBON DIOXIDE (CO2) (MG/L) | DIS-SOLVED SULFATE (SO4) (MG/L) | DIS-SOLVED CHLO-RIDE (CL) (MG/L) |
|---|---|---|---|---|---|---|---|---|---|---|---|---|
| DEC , 1976 | | | | | | | | | | | | |
| 14... | 230 | 690 | 5200 | 75 | 39 | 230 | 144 | 0 | 118 | 2.3 | 1400 | 9800 |
| 15... | 180 | 550 | 4400 | 76 | 37 | 190 | 153 | 0 | 125 | 2.4 | 1100 | 7900 |

| DATE | TOTAL NON-FILT-RABLE RESIDUE (MG/L) | SUS-PENDED SOLIDS (MG/L) | VOL. NON-FILT-RABLE RESIDUE (MG/L) | TOTAL NITRATE (N) (MG/L) | TOTAL NITRITE (N) (MG/L) | TOTAL NITRITE PLUS NITRATE (N) (MG/L) | TOTAL AMMONIA NITRO-GEN (N) (MG/L) | DIS-SOLVED AMMONIA NITRO-GEN (N) (MG/L) | DIS-SOLVED AMMONIA (NH4) (MG/L) | TOTAL ORGANIC NITRO-GEN (N) (MG/L) | DIS-SOLVED ORGANIC NITRO-GEN (N) (MG/L) | TOTAL KJEL-DAHL NITRO-GEN (N) (MG/L) |
|---|---|---|---|---|---|---|---|---|---|---|---|---|
| DEC , 1976 | | | | | | | | | | | | |
| 14... | 19 | 20 | 2 | .30 | .01 | .31 | .17 | .15 | .19 | .38 | .37 | .55 |
| 15... | 14 | 20 | 1 | .36 | .01 | .37 | .21 | .20 | .26 | -- | .49 | -- |

| DATE | SUS-PENDED KJEL. NITRO-GEN (N) (MG/L) | DIS-SOLVED KJEL. NITRO-GEN (N) (MG/L) | TOTAL NITRO-GEN (N) (MG/L) | TOTAL NITRO-GEN (NO3) (MG/L) | DIS-SOL-VED-PHOS-PHORUS (P) (MG/L) | TOTAL ARSENIC (AS) (UG/L) | SUS-PENDED ARSENIC (AS) (UG/L) | DIS-SOLVED ARSENIC (AS) (UG/L) | TOTAL BERYL-LIUM (BE) (UG/L) | SUS-PENDED BERYL-LIUM (BE) (UG/L) | DIS-SOLVED BERYL-LIUM (BE) (UG/L) | TOTAL CAD-MIUM (CD) (UG/L) |
|---|---|---|---|---|---|---|---|---|---|---|---|---|
| DEC , 1976 | | | | | | | | | | | | |
| 14... | .03 | .52 | .86 | 3.8 | .17 | 3 | 1 | 2 | 10 | 0 | 10 | 0 |
| 15... | -- | .69 | -- | -- | .20 | 3 | 1 | 2 | 10 | 0 | 10 | 0 |

< Actual value is known to be less than the value shown.

B Results based on colony count outside the acceptable range (non-ideal colony count).

TABLE 6.--CHEMICAL AND PHYSICAL CONSTITUENTS, MISSISSIPPI RIVER AT HEAD OF PASSES AND SOUTHWEST PASS AND GULF OF MEXICO AT SOUTHWEST PASS--Continued

285334089260800 GULF OF MEXICO IN SOUTHWEST PASS CHANNEL AT MILE 21.0 (BHP), NEAR BURRWOOD, LA--Continued

WATER QUALITY DATA

| DATE | SUS-PENDED CAD-MIUM (CD) (UG/L) | DIS-SOLVED CAD-MIUM (CD) (UG/L) | TOTAL CHRO-MIUM (CR) (UG/L) | HEXA-VALENT CHRO-MIUM (CR6) (UG/L) | TOTAL COPPER (CU) (UG/L) | SUS-PENDED COPPER (CU) (UG/L) | DIS-SOLVED COPPER (CU) (UG/L) | DIS-SOLVED IRON (FE) (UG/L) | TOTAL LEAD (PB) (UG/L) | SUS-PENDED LEAD (PB) (UG/L) | DIS-SOLVED LEAD (PB) (UG/L) | TOTAL MAN-GANESE (MN) (UG/L) |
|---|---|---|---|---|---|---|---|---|---|---|---|---|
| DEC , 1976 | | | | | | | | | | | | |
| 14... | 0 | 0 | 10 | 0 | 3 | 1 | 2 | 30 | 0 | 0 | 0 | 40 |
| 15... | 0 | 0 | 10 | 0 | 3 | 0 | 3 | 20 | 0 | 0 | 0 | 50 |

| DATE | SUS-PENDED MAN-GANESE (MN) (UG/L) | DIS-SOLVED MAN-GANESE (MN) (UG/L) | TOTAL MERCURY (HG) (UG/L) | SUS-PENDED MERCURY (HG) (UG/L) | DIS-SOLVED MERCURY (HG) (UG/L) | TOTAL NICKEL (NI) (UG/L) | SUS-PENDED NICKEL (NI) (UG/L) | DIS-SOLVED NICKEL (NI) (UG/L) | TOTAL SELE-NIUM (SE) (UG/L) | SUS-PENDED SELE-NIUM (SE) (UG/L) | DIS-SOLVED SELE-NIUM (SE) (UG/L) |
|---|---|---|---|---|---|---|---|---|---|---|---|
| DEC , 1976 | | | | | | | | | | | |
| 14... | 10 | 30 | .0 | .0 | .0 | 4 | 2 | 2 | 0 | 0 | 0 |
| 15... | 30 | 20 | .0 | .0 | .0 | 4 | 2 | 2 | 0 | 0 | 0 |

| DATE | TOTAL ZINC (ZN) (UG/L) | SUS-PENDED ZINC (ZN) (UG/L) | DIS-SOLVED ZINC (ZN) (UG/L) | TOTAL ORGANIC CARBON (C) (MG/L) | CYANIDE (CN) (MG/L) | PHENOLS (UG/L) | OIL GREASE TOTAL RECOVER ABLE (MG/L) | TOTAL PCB (UG/L) | POLY-CHLO-RINATED NAPH-THA-LENES (UG/L) | TOTAL ALDRIN (UG/L) | TOTAL CHLOR-DANE (UG/L) |
|---|---|---|---|---|---|---|---|---|---|---|---|
| DEC , 1976 | | | | | | | | | | | |
| 14... | 40 | 30 | 10 | 4.7 | .00 | 0 | 0 | .0 | .00 | .00 | .0 |
| 15... | 30 | 20 | 10 | 6.0 | .00 | 3 | 0 | .0 | .00 | .00 | .0 |

| DATE | TOTAL DDD (UG/L) | TOTAL DDE (UG/L) | TOTAL DDT (UG/L) | TOTAL DI-AZINON (UG/L) | TOTAL DI-ELDRIN (UG/L) | TOTAL ENDRIN (UG/L) | TOTAL ETHION (UG/L) | TOTAL HEPTA-CHLOR (UG/L) | TOTAL HEPTA-CHLOR EPOXIDE (UG/L) | TOTAL LINDANE (UG/L) | TOTAL MALA-THION (UG/L) |
|---|---|---|---|---|---|---|---|---|---|---|---|
| DEC , 1976 | | | | | | | | | | | |
| 14... | .00 | .00 | .00 | .01 | .00 | .00 | .00 | .00 | .00 | .00 | .00 |
| 15... | .00 | .00 | .00 | .01 | .00 | .00 | .00 | .00 | .00 | .00 | .00 |

| DATE | TOTAL METHYL PARA-THION (UG/L) | TOTAL METHYL TRI-THION (UG/L) | TOTAL PARA-THION (UG/L) | TOTAL TOX-APHENE (UG/L) | TOTAL TRI-THION (UG/L) | TOTAL 2,4-D (UG/L) | TOTAL 2,4,5-T (UG/L) | TOTAL SILVEX (UG/L) | CHLOR-A PHYTO-PLANK-TON CHROMO SPECT. (UG/L) | CHLOR-B PHYTO-PLANK-TON CHROMO SPECT. (UG/L) |
|---|---|---|---|---|---|---|---|---|---|---|
| DEC , 1976 | | | | | | | | | | |
| 14... | .00 | .00 | .00 | 0 | .00 | .08 | .01 | .00 | .444 | .234 |
| 15... | .00 | .00 | .00 | 0 | .00 | .05 | .01 | .00 | .411 | .351 |

TABLE 6.--CHEMICAL AND PHYSICAL CONSTITUENTS, MISSISSIPPI RIVER AT HEAD OF PASSES AND SOUTHWEST PASS AND GULF OF MEXICO AT SOUTHWEST PASS--Continued

285237089260300 GULF OF MEXICO IN SOUTHWEST PASS CHANNEL AT MILE 21.8 (BHP), NEAR BURRWOOD, LA

WATER QUALITY DATA

| DATE | TIME | SPECIFIC CONDUCTANCE (MICROMHOS) | PH (UNITS) | COLOR (PLATINUM-COBALT UNITS) | TURBIDITY (JTU) | DISSOLVED OXYGEN (MG/L) | CHEMICAL OXYGEN DEMAND (HIGH LEVEL) (MG/L) | BIOCHEMICAL OXYGEN DEMAND 5 DAY (MG/L) | IMMEDIATE COLIFORM (COL. PER 100 ML) | FECAL COLIFORM .7UM-MF (COL./100 ML) | HARDNESS (CA,MG) (MG/L) | NONCARBONATE HARDNESS (MG/L) |
|---|---|---|---|---|---|---|---|---|---|---|---|---|
| DEC , 1976 | | | | | | | | | | | | |
| 14... | 1000 | 40800 | 8.1 | 5 | 6 | 9.5 | 48 | 3.8 | <5 | <5 | 5400 | 5400 |
| 15... | 0915 | 34100 | 8.0 | 5 | 4 | 8.8 | 46 | .7 | 814 | <5 | 4400 | 4400 |

| DATE | DISSOLVED CALCIUM (CA) (MG/L) | DISSOLVED MAGNESIUM (MG) (MG/L) | DISSOLVED SODIUM (NA) (MG/L) | PERCENT SODIUM | SODIUM ADSORPTION RATIO | DISSOLVED POTASSIUM (K) (MG/L) | BICARBONATE (HCO3) (MG/L) | CARBONATE (CO3) (MG/L) | ALKALINITY AS CACO3 (MG/L) | CARBON DIOXIDE (CO2) (MG/L) | DISSOLVED SULFATE (SO4) (MG/L) | DISSOLVED CHLORIDE (CL) (MG/L) |
|---|---|---|---|---|---|---|---|---|---|---|---|---|
| DEC , 1976 | | | | | | | | | | | | |
| 14... | 340 | 1100 | 9000 | 77 | 53 | 370 | 146 | 0 | 12 | .2 | 2100 | 16000 |
| 15... | 280 | 890 | 7500 | 77 | 49 | 300 | 145 | 0 | 12 | .2 | 1700 | 12000 |

| DATE | TOTAL NONFILTRABLE RESIDUE (MG/L) | SUSPENDED SOLIDS (MG/L) | VOL. NONFILTRABLE RESIDUE (MG/L) | TOTAL NITRATE (N) (MG/L) | TOTAL NITRITE (N) (MG/L) | TOTAL NITRITE PLUS NITRATE (N) (MG/L) | TOTAL AMMONIA NITROGEN (N) (MG/L) | DISSOLVED AMMONIA NITROGEN (N) (MG/L) | DISSOLVED AMMONIA (NH4) (MG/L) | TOTAL ORGANIC NITROGEN (N) (MG/L) | DISSOLVED ORGANIC NITROGEN (N) (MG/L) | TOTAL KJELDAHL NITROGEN (N) (MG/L) |
|---|---|---|---|---|---|---|---|---|---|---|---|---|
| DEC , 1976 | | | | | | | | | | | | |
| 14... | 18 | 18 | 1 | .12 | .01 | .13 | .13 | .13 | .17 | .30 | .30 | .43 |
| 15... | 17 | 19 | 0 | .58 | .01 | .59 | .14 | .13 | .17 | -- | .37 | -- |

| DATE | SUSPENDED KJEL. NITROGEN (N) (MG/L) | DISSOLVED KJEL. NITROGEN (N) (MG/L) | TOTAL NITROGEN (N) (MG/L) | TOTAL NITROGEN (NO3) (MG/L) | DISSOLVED PHOSPHORUS (P) (MG/L) | TOTAL ARSENIC (AS) (UG/L) | SUSPENDED ARSENIC (AS) (UG/L) | DISSOLVED ARSENIC (AS) (UG/L) | TOTAL BERYLLIUM (BE) (UG/L) | SUSPENDED BERYLLIUM (BE) (UG/L) | DISSOLVED BERYLLIUM (BE) (UG/L) | TOTAL CADMIUM (CD) (UG/L) |
|---|---|---|---|---|---|---|---|---|---|---|---|---|
| DEC , 1976 | | | | | | | | | | | | |
| 14... | .00 | .43 | .56 | 2.5 | .09 | 2 | 0 | 2 | 20 | 0 | 20 | 0 |
| 15... | -- | .50 | -- | -- | .13 | 2 | 0 | 2 | 10 | 0 | 10 | 0 |

| DATE | SUSPENDED CADMIUM (CD) (UG/L) | DISSOLVED CADMIUM (CD) (UG/L) | TOTAL CHROMIUM (CR) (UG/L) | HEXAVALENT CHROMIUM (CR6) (UG/L) | TOTAL COPPER (CU) (UG/L) | SUSPENDED COPPER (CU) (UG/L) | DISSOLVED COPPER (CU) (UG/L) | DISSOLVED IRON (FE) (UG/L) | TOTAL LEAD (PB) (UG/L) | SUSPENDED LEAD (PB) (UG/L) | DISSOLVED LEAD (PB) (UG/L) | TOTAL MANGANESE (MN) (UG/L) |
|---|---|---|---|---|---|---|---|---|---|---|---|---|
| DEC , 1976 | | | | | | | | | | | | |
| 14... | 0 | 0 | <10 | 0 | 2 | 0 | 2 | 30 | 0 | 0 | 0 | 30 |
| 15... | 0 | 0 | 10 | 0 | 3 | 1 | 2 | 30 | 0 | 0 | 0 | 40 |

| DATE | SUSPENDED MANGANESE (MN) (UG/L) | DISSOLVED MANGANESE (MN) (UG/L) | TOTAL MERCURY (HG) (UG/L) | SUSPENDED MERCURY (HG) (UG/L) | DISSOLVED MERCURY (HG) (UG/L) | TOTAL NICKEL (NI) (UG/L) | SUSPENDED NICKEL (NI) (UG/L) | DISSOLVED NICKEL (NI) (UG/L) | TOTAL SELENIUM (SE) (UG/L) | SUSPENDED SELENIUM (SE) (UG/L) | DISSOLVED SELENIUM (SE) (UG/L) |
|---|---|---|---|---|---|---|---|---|---|---|---|
| DEC , 1976 | | | | | | | | | | | |
| 14... | 0 | 30 | .0 | .0 | .0 | 5 | 3 | 2 | 0 | 0 | 0 |
| 15... | 20 | 20 | .0 | .0 | .0 | 5 | 3 | 2 | 0 | 0 | 0 |

< Actual value is known to be less than the value shown.

B Results based on colony count outside the acceptable range (non-ideal colony count).

TABLE 6.--CHEMICAL AND PHYSICAL CONSTITUENTS, MISSISSIPPI RIVER AT HEAD OF PASSES AND SOUTHWEST PASS AND GULF OF MEXICO AT SOUTHWEST PASS--Continued

285237089260300 GULF OF MEXICO IN SOUTHWEST PASS CHANNEL AT MILE 21.8 (BHP), NEAR BURRWOOD, LA--Continued

WATER QUALITY DATA

| DATE | TOTAL ZINC (ZN) (UG/L) | SUS-PENDED ZINC (ZN) (UG/L) | DIS-SOLVED ZINC (ZN) (UG/L) | TOTAL ORGANIC CARBON (C) (MG/L) | CYANIDE (CN) (MG/L) | PHENOLS (UG/L) | OIL GREASE TOTAL RECOVER ABLE (MG/L) | TOTAL PCB (UG/L) | POLY-CHLO-RINATED NAPH-THA-LENES (UG/L) | TOTAL ALDRIN (UG/L) | TOTAL CHLOR-DANE (UG/L) |
|---|---|---|---|---|---|---|---|---|---|---|---|
| DEC , 1976 | | | | | | | | | | | |
| 14... | 20 | 10 | 10 | 5.0 | .00 | 0 | 0 | .0 | .00 | .00 | .0 |
| 15... | 30 | 20 | 10 | 5.7 | .00 | 0 | 0 | .0 | .00 | .00 | .0 |

| DATE | TOTAL DDD (UG/L) | TOTAL DDE (UG/L) | TOTAL DDT (UG/L) | TOTAL DI-AZINON (UG/L) | TOTAL DI-ELDRIN (UG/L) | TOTAL ENDRIN (UG/L) | TOTAL ETHION (UG/L) | TOTAL HEPTA-CHLOR (UG/L) | TOTAL HEPTA-CHLOR EPOXIDE (UG/L) | TOTAL LINDANE (UG/L) | TOTAL MALA-THION (UG/L) |
|---|---|---|---|---|---|---|---|---|---|---|---|
| DEC , 1976 | | | | | | | | | | | |
| 14... | .00 | .00 | .00 | .00 | .00 | .00 | .00 | .00 | .00 | .00 | .00 |
| 15... | .00 | .00 | .00 | .00 | .00 | .00 | .00 | .00 | .00 | .00 | .00 |

| DATE | TOTAL METHYL PARA-THION (UG/L) | TOTAL METHYL TRI-THION (UG/L) | TOTAL PARA-THION (UG/L) | TOTAL TOX-APHENE (UG/L) | TOTAL TRI-THION (UG/L) | TOTAL 2,4-D (UG/L) | TOTAL 2,4,5-T (UG/L) | TOTAL SILVEX (UG/L) | CHLOR-A PHYTO-PLANK-TON CHROMO SPECT. (UG/L) | CHLOR-B PHYTO-PLANK-TON CHROMO SPECT. (UG/L) |
|---|---|---|---|---|---|---|---|---|---|---|
| DEC , 1976 | | | | | | | | | | |
| 14... | .00 | .00 | .00 | 0 | .00 | .00 | .00 | .00 | .375 | .117 |
| 15... | .00 | .00 | .00 | 0 | .00 | .02 | .00 | .00 | .444 | .117 |

TABLE 7.--CHEMICAL AND PHYSICAL CONSTITUENTS, INTRACOASTAL WATERWAY (PORT ALLEN TO MORGAN CITY)

WATER QUALITY DATA

302543091162400 INTRACOASTAL WATERWAY (PORT ALLEN TO MORGAN CITY) AT MILE 60.0, NEAR PORT ALLEN, LA

| DATE | TIME | TOTAL PCB (UG/L) | POLY-CHLO-RINATED NAPH-THA-LENES (UG/L) | TOTAL ALDRIN (UG/L) | TOTAL CHLOR-DANE (UG/L) | TOTAL DDD (UG/L) | TOTAL DDE (UG/L) | TOTAL DDT (UG/L) | TOTAL DI-AZINON (UG/L) | TOTAL DI-ELDRIN (UG/L) |
|---|---|---|---|---|---|---|---|---|---|---|
| JUN , 1977 | | | | | | | | | | |
| 04... | 0920 | .0 | .00 | .000 | .0 | .000 | .000 | .000 | .00 | .005 |
| 04... | 0925 | .0 | .00 | .000 | .0 | .000 | .000 | .000 | .00 | .008 |

| DATE | TOTAL ENDO-SULFAN (UG/L) | TOTAL ENDRIN (UG/L) | TOTAL ETHION (UG/L) | TOTAL HEPTA-CHLOR (UG/L) | TOTAL HEPTA-CHLOR EPOXIDE (UG/L) | TOTAL LINDANE (UG/L) | TOTAL MALA-THION (UG/L) | TOTAL METH-OXY-CHLOR (UG/L) | TOTAL METHYL PARA-THION (UG/L) |
|---|---|---|---|---|---|---|---|---|---|
| JUN , 1977 | | | | | | | | | |
| 04... | .000 | .000 | .00 | .000 | .000 | .000 | .00 | .00 | .00 |
| 04... | .000 | .000 | .00 | .000 | .000 | .000 | .00 | .00 | .00 |

| DATE | TOTAL METHYL TRI-THION (UG/L) | TOTAL MIREX (UG/L) | TOTAL PARA-THION (UG/L) | PER-THANE TOTAL (UG/L) | TOTAL TOX-APHENE (UG/L) | TOTAL TRI-THION (UG/L) | TOTAL 2,4-D (UG/L) | TOTAL 2,4,5-T (UG/L) | TOTAL SILVEX (UG/L) |
|---|---|---|---|---|---|---|---|---|---|
| JUN , 1977 | | | | | | | | | |
| 04... | .00 | .00 | .00 | .00 | 0 | .00 | .00 | .00 | .00 |
| 04... | .00 | .00 | .00 | .00 | 0 | .00 | .00 | .00 | .00 |

302257091192500 INTRACOASTAL WATERWAY (PORT ALLEN TO MORGAN CITY) AT MILE 55.0, NEAR PORT ALLEN, LA

| DATE | TIME | TOTAL PCB (UG/L) | POLY-CHLO-RINATED NAPH-THA-LENES (UG/L) | TOTAL ALDRIN (UG/L) | TOTAL CHLOR-DANE (UG/L) | TOTAL DDD (UG/L) | TOTAL DDE (UG/L) | TOTAL DDT (UG/L) | TOTAL DI-AZINON (UG/L) | TOTAL DI-ELDRIN (UG/L) |
|---|---|---|---|---|---|---|---|---|---|---|
| JUN , 1977 | | | | | | | | | | |
| 04... | 0900 | .0 | .00 | .000 | .0 | .000 | .000 | .000 | .00 | .010 |
| 04... | 0905 | .0 | .00 | .000 | .0 | .000 | .000 | .000 | .00 | .008 |

| DATE | TOTAL ENDO-SULFAN (UG/L) | TOTAL ENDRIN (UG/L) | TOTAL ETHION (UG/L) | TOTAL HEPTA-CHLOR (UG/L) | TOTAL HEPTA-CHLOR EPOXIDE (UG/L) | TOTAL LINDANE (UG/L) | TOTAL MALA-THION (UG/L) | TOTAL METH-OXY-CHLOR (UG/L) | TOTAL METHYL PARA-THION (UG/L) |
|---|---|---|---|---|---|---|---|---|---|
| JUN , 1977 | | | | | | | | | |
| 04... | .000 | .000 | .00 | .000 | .000 | .000 | .00 | .00 | .00 |
| 04... | .000 | .000 | .00 | .000 | .000 | .000 | .00 | .00 | .00 |

| DATE | TOTAL METHYL TRI-THION (UG/L) | TOTAL MIREX (UG/L) | TOTAL PARA-THION (UG/L) | PER-THANE TOTAL (UG/L) | TOTAL TOX-APHENE (UG/L) | TOTAL TRI-THION (UG/L) | TOTAL 2,4-D (UG/L) | TOTAL 2,4,5-T (UG/L) | TOTAL SILVEX (UG/L) |
|---|---|---|---|---|---|---|---|---|---|
| JUN , 1977 | | | | | | | | | |
| 04... | .00 | .00 | .00 | .00 | 0 | .00 | .00 | .00 | .00 |
| 04... | .00 | .00 | .00 | .00 | 0 | .00 | .01 | .00 | .00 |

TABLE 7.--CHEMICAL AND PHYSICAL CONSTITUENTS, INTRACOASTAL WATERWAY (PORT ALLEN TO MORGAN CITY)--Continued

WATER QUALITY DATA

301838091191400 INTRACOASTAL WATERWAY (PORT ALLEN TO MORGAN CITY) AT MILE 50.0, NEAR PLAQUEMINE, LA

| DATE | TIME | TOTAL PCB (UG/L) | POLY-CHLO-RINATED NAPH-THA-LENES (UG/L) | TOTAL ALDRIN (UG/L) | TOTAL CHLOR-DANE (UG/L) | TOTAL DDD (UG/L) | TOTAL DDE (UG/L) | TOTAL DDT (UG/L) | TOTAL DI-AZINON (UG/L) | TOTAL DI-ELDRIN (UG/L) |
|---|---|---|---|---|---|---|---|---|---|---|
| JUN , 1977 | | | | | | | | | | |
| 04... | 0845 | .0 | .00 | .000 | .0 | .000 | .000 | .000 | .00 | .007 |
| 04... | 0850 | .0 | .00 | .000 | .0 | .000 | .000 | .000 | .00 | .007 |

| DATE | TOTAL ENDO-SULFAN (UG/L) | TOTAL ENDRIN (UG/L) | TOTAL ETHION (UG/L) | TOTAL HEPTA-CHLOR (UG/L) | TOTAL HEPTA-CHLOR EPOXIDE (UG/L) | TOTAL LINDANE (UG/L) | TOTAL MALA-THION (UG/L) | TOTAL METH-OXY-CHLOR (UG/L) | TOTAL METHYL PARA-THION (UG/L) |
|---|---|---|---|---|---|---|---|---|---|
| JUN , 1977 | | | | | | | | | |
| 04... | .000 | .000 | .00 | .000 | .000 | .000 | .00 | .00 | .00 |
| 04... | .000 | .000 | .00 | .000 | .000 | .000 | .00 | .00 | .00 |

| DATE | TOTAL METHYL TRI-THION (UG/L) | TOTAL MIREX (UG/L) | TOTAL PARA-THION (UG/L) | PER-THANE TOTAL (UG/L) | TOTAL TOX-APHENE (UG/L) | TOTAL TRI-THION (UG/L) | TOTAL 2,4-D (UG/L) | TOTAL 2,4,5-T (UG/L) | TOTAL SILVEX (UG/L) |
|---|---|---|---|---|---|---|---|---|---|
| JUN , 1977 | | | | | | | | | |
| 04... | .00 | .00 | .00 | .00 | 0 | .00 | .02 | .00 | .01 |
| 04... | .00 | .00 | .00 | .00 | 0 | .00 | .00 | .00 | .00 |

301438091190400 INTRACOASTAL WATERWAY (PORT ALLEN TO MORGAN CITY) AT MILE 45.0, NEAR CRESCENT, LA

| DATE | TIME | TOTAL PCB (UG/L) | POLY-CHLO-RINATED NAPH-THA-LENES (UG/L) | TOTAL ALDRIN (UG/L) | TOTAL CHLOR-DANE (UG/L) | TOTAL DDD (UG/L) | TOTAL DDE (UG/L) | TOTAL DDT (UG/L) | TOTAL DI-AZINON (UG/L) | TOTAL DI-ELDRIN (UG/L) |
|---|---|---|---|---|---|---|---|---|---|---|
| JUN , 1977 | | | | | | | | | | |
| 04... | 0800 | .0 | .00 | .000 | .0 | .000 | .000 | .000 | .00 | .008 |
| 04... | 0805 | .0 | .00 | .000 | .0 | .000 | .000 | .000 | .00 | .006 |

| DATE | TOTAL ENDO-SULFAN (UG/L) | TOTAL ENDRIN (UG/L) | TOTAL ETHION (UG/L) | TOTAL HEPTA-CHLOR (UG/L) | TOTAL HEPTA-CHLOR EPOXIDE (UG/L) | TOTAL LINDANE (UG/L) | TOTAL MALA-THION (UG/L) | TOTAL METH-OXY-CHLOR (UG/L) | TOTAL METHYL PARA-THION (UG/L) |
|---|---|---|---|---|---|---|---|---|---|
| JUN , 1977 | | | | | | | | | |
| 04... | .000 | .000 | .00 | .000 | .000 | .000 | .00 | .00 | .00 |
| 04... | .000 | .000 | .00 | .000 | .000 | .000 | .00 | .00 | .00 |

| DATE | TOTAL METHYL TRI-THION (UG/L) | TOTAL MIREX (UG/L) | TOTAL PARA-THION (UG/L) | PER-THANE TOTAL (UG/L) | TOTAL TOX-APHENE (UG/L) | TOTAL TRI-THION (UG/L) | TOTAL 2,4-D (UG/L) | TOTAL 2,4,5-T (UG/L) | TOTAL SILVEX (UG/L) |
|---|---|---|---|---|---|---|---|---|---|
| JUN , 1977 | | | | | | | | | |
| 04... | .00 | .00 | .00 | .00 | 0 | .00 | .02 | .00 | .04 |
| 04... | .00 | .00 | .00 | .00 | 0 | .00 | .01 | .00 | .02 |

TABLE 7.--CHEMICAL AND PHYSICAL CONSTITUENTS, INTRACOASTAL WATERWAY (PORT ALLEN TO MORGAN CITY)--Continued

WATER QUALITY DATA

301036091195600 INTRACOASTAL WATERWAY (PORT ALLEN TO MORGAN CITY) AT MILE 40.0, AT BAYOU SORREL, LA

| DATE | TIME | TOTAL PCB (UG/L) | POLY-CHLO-RINATED NAPH-THA-LENES (UG/L) | TOTAL ALDRIN (UG/L) | TOTAL CHLOR-DANE (UG/L) | TOTAL DDD (UG/L) | TOTAL DDE (UG/L) | TOTAL DDT (UG/L) | TOTAL DI-AZINON (UG/L) | TOTAL DI-ELDRIN (UG/L) |
|---|---|---|---|---|---|---|---|---|---|---|
| JUN , 1977 | | | | | | | | | | |
| 04... | 0740 | .0 | .00 | .000 | .0 | .000 | .000 | .000 | .00 | .010 |
| 04... | 0745 | .0 | .00 | .000 | .0 | .000 | .000 | .000 | .00 | .005 |

| DATE | TOTAL ENDO-SULFAN (UG/L) | TOTAL ENDRIN (UG/L) | TOTAL ETHION (UG/L) | TOTAL HEPTA-CHLOR (UG/L) | TOTAL HEPTA-CHLOR EPOXIDE (UG/L) | TOTAL LINDANE (UG/L) | TOTAL MALA-THION (UG/L) | TOTAL METH-OXY-CHLOR (UG/L) | TOTAL METHYL PARA-THION (UG/L) |
|---|---|---|---|---|---|---|---|---|---|
| JUN , 1977 | | | | | | | | | |
| 04... | .000 | .000 | .00 | .000 | .000 | .000 | .00 | .00 | .00 |
| 04... | .000 | .000 | .00 | .000 | .000 | .000 | .00 | .00 | .00 |

| DATE | TOTAL METHYL TRI-THION (UG/L) | TOTAL MIREX (UG/L) | TOTAL PARA-THION (UG/L) | PER-THANE TOTAL (UG/L) | TOTAL TOX-APHENE (UG/L) | TOTAL TRI-THION (UG/L) | TOTAL 2,4-D (UG/L) | TOTAL 2,4,5-T (UG/L) | TOTAL SILVEX (UG/L) |
|---|---|---|---|---|---|---|---|---|---|
| JUN , 1977 | | | | | | | | | |
| 04... | .00 | .00 | .00 | .00 | 0 | .00 | .02 | .01 | .10 |
| 04... | .00 | .00 | .00 | .00 | 0 | .00 | .01 | .00 | .07 |

300732091192000 INTRACOASTAL WATERWAY (PORT ALLEN TO MORGAN CITY) AT BAYOU SORREL LOCK, NEAR BAYOU SORREL, LA

| DATE | TIME | TOTAL PCB (UG/L) | POLY-CHLO-RINATED NAPH-THA-LENES (UG/L) | TOTAL ALDRIN (UG/L) | TOTAL CHLOR-DANE (UG/L) | TOTAL DDD (UG/L) | TOTAL DDE (UG/L) | TOTAL DDT (UG/L) | TOTAL DI-AZINON (UG/L) | TOTAL DI-ELDRIN (UG/L) |
|---|---|---|---|---|---|---|---|---|---|---|
| JUN , 1977 | | | | | | | | | | |
| 04... | 0730 | .0 | .00 | .000 | .0 | .000 | .000 | .000 | .00 | .007 |
| 04... | 0735 | .0 | .00 | .000 | .0 | .000 | .000 | .000 | .00 | .008 |

| DATE | TOTAL ENDO-SULFAN (UG/L) | TOTAL ENDRIN (UG/L) | TOTAL ETHION (UG/L) | TOTAL HEPTA-CHLOR (UG/L) | TOTAL HEPTA-CHLOR EPOXIDE (UG/L) | TOTAL LINDANE (UG/L) | TOTAL MALA-THION (UG/L) | TOTAL METH-OXY-CHLOR (UG/L) | TOTAL METHYL PARA-THION (UG/L) |
|---|---|---|---|---|---|---|---|---|---|
| JUN , 1977 | | | | | | | | | |
| 04... | .000 | .000 | .00 | .000 | .000 | .000 | .00 | .00 | .00 |
| 04... | .000 | .000 | .00 | .000 | .000 | .000 | .00 | .00 | .00 |

| DATE | TOTAL METHYL TRI-THION (UG/L) | TOTAL MIREX (UG/L) | TOTAL PARA-THION (UG/L) | PER-THANE TOTAL (UG/L) | TOTAL TOX-APHENE (UG/L) | TOTAL TRI-THION (UG/L) | TOTAL 2,4-D (UG/L) | TOTAL 2,4,5-T (UG/L) | TOTAL SILVEX (UG/L) |
|---|---|---|---|---|---|---|---|---|---|
| JUN , 1977 | | | | | | | | | |
| 04... | .00 | .00 | .00 | .00 | 0 | .00 | .00 | .00 | .00 |
| 04... | .00 | .00 | .00 | .00 | 0 | .00 | .00 | .00 | .00 |

HYDROLOGIC DATA--Continued

Part C: Ocean-Disposal Data

(Tables 8-12)

TABLE 8.--CHEMICAL AND PHYSICAL CONSTITUENTS, GULF OF MEXICO AT SOUTH PASS

WATER QUALITY DATA

285900089073000 MISSISSIPPI RIVER IN SOUTH PASS AT MILE 14.0 (BHP), NEAR PORT EADS, LA
(Formerly published as South Pass at mile 14.0 BHP, near Port Eads)

| DATE | TIME | TOTAL ARSENIC IN BOTTOM MATERIAL (UG/G) | TOTAL BERYLLIUM IN BOTTOM MATERIAL (UG/G) | TOTAL CADMIUM IN BOTTOM MATERIAL (UG/G) | TOTAL CHROMIUM IN BOTTOM MATERIAL (UG/G) | TOTAL COPPER IN BOTTOM MATERIAL (UG/G) | TOTAL IRON IN BOTTOM MATERIAL (UG/G) | TOTAL LEAD IN BOTTOM MATERIAL (UG/G) | TOTAL MANGANESE IN BOTTOM MATERIAL (UG/G) | TOTAL MERCURY IN BOTTOM MATERIAL (UG/G) | TOTAL SELENIUM IN BOTTOM MATERIAL (UG/G) |
|---|---|---|---|---|---|---|---|---|---|---|---|
| OCT , 1976 | | | | | | | | | | | |
| 07... | 1315 | 4 | <10 | <10 | 15 | <10 | 3600 | <10 | 95 | .00 | 0 |
| 07... | 1430 | 5 | <10 | <10 | 20 | <10 | 5700 | <10 | 150 | .00 | 0 |

| DATE | TOTAL ZINC IN BOTTOM MATERIAL (UG/G) | PCB IN BOTTOM MATERIAL (UG/KG) | PCN TOTAL IN BOTTOM MATRL DRY WT. (UG/KG) | ALDRIN IN BOTTOM MATERIAL (UG/KG) | CHLORDANE IN BOTTOM MATERIAL (UG/KG) | DDD IN BOTTOM MATERIAL (UG/KG) | DDE IN BOTTOM MATERIAL (UG/KG) | DDT IN BOTTOM MATERIAL (UG/KG) | DIAZINON IN BOTTOM MATERIAL (UG/KG) | DIELDRIN IN BOTTOM MATERIAL (UG/KG) | ENDRIN IN BOTTOM MATERIAL (UG/KG) |
|---|---|---|---|---|---|---|---|---|---|---|---|
| OCT , 1976 | | | | | | | | | | | |
| 07... | 25 | 0 | .0 | .0 | 0 | .5 | .0 | .0 | .0 | .0 | .0 |
| 07... | 30 | 0 | .0 | .0 | 2 | 1.3 | .0 | .0 | .0 | .0 | .0 |

| DATE | ETHION IN BOTTOM MATERIAL (UG/KG) | HEPTACHLOR IN BOTTOM MATERIAL (UG/KG) | HEPTACHLOR EPOXIDE IN BOTTOM MATERIAL (UG/KG) | LINDANE IN BOTTOM MATERIAL (UG/KG) | MALATHION IN BOTTOM MATERIAL (UG/KG) | METHYL PARATHION IN BOTTOM MATERIAL (UG/KG) | METHYL TRITHION IN BOTTOM MATERIAL (UG/KG) | PARATHION IN BOTTOM MATERIAL (UG/KG) | TOXAPHENE IN BOTTOM MATERIAL (UG/KG) | TRITHION IN BOTTOM MATERIAL (UG/KG) |
|---|---|---|---|---|---|---|---|---|---|---|
| OCT , 1976 | | | | | | | | | | |
| 07... | .0 | .0 | .0 | .0 | .0 | .0 | .0 | .0 | 0 | .0 |
| 07... | .0 | .0 | .0 | .0 | .0 | .0 | .0 | .0 | 0 | .0 |

285818089065600 GULF OF MEXICO 2.0 MILES SOUTHEAST OF SOUTH PASS JETTY, NEAR PORT EADS, LA

| DATE | TIME | SPECIFIC CONDUCTANCE (MICROMHOS) | PH (UNITS) | TURBIDITY (JTU) | DISSOLVED OXYGEN (MG/L) | DISSOLVED CHEMICAL OXYGEN DEMAND (MG/L) | CHEMICAL OXYGEN DEMAND (HIGH LEVEL) (MG/L) | BIOCHEMICAL OXYGEN DEMAND 5 DAY (MG/L) | IMMEDIATE COLIFORM (COL. PER 100 ML) | HARDNESS (CA,MG) (MG/L) | NONCARBONATE HARDNESS (MG/L) | DISSOLVED CALCIUM (CA) (MG/L) |
|---|---|---|---|---|---|---|---|---|---|---|---|---|
| OCT , 1976 | | | | | | | | | | | | |
| 07... | 1330 | 28700 | 8.1 | 7 | 7.0 | 25 | 32 | .2 | 70 | 3500 | 3400 | 250 |
| 07... | 1415 | 21500 | 8.1 | 5 | 7.0 | 32 | -- | .5 | 8200 | 2500 | 2400 | 190 |

| DATE | DISSOLVED MAGNESIUM (MG) (MG/L) | DISSOLVED SODIUM (NA) (MG/L) | PERCENT SODIUM | SODIUM ADSORPTION RATIO | DISSOLVED POTASSIUM (K) (MG/L) | BICARBONATE (HCO3) (MG/L) | CARBONATE (CO3) (MG/L) | ALKALINITY AS CACO3 (MG/L) | CARBON DIOXIDE (CO2) (MG/L) | DISSOLVED SULFATE (SO4) (MG/L) | DISSOLVED CHLORIDE (CL) (MG/L) | TOTAL NONFILTRABLE RESIDUE (MG/L) |
|---|---|---|---|---|---|---|---|---|---|---|---|---|
| OCT , 1976 | | | | | | | | | | | | |
| 07... | 700 | 5700 | 77 | 42 | 230 | 160 | 0 | 131 | 2.0 | 1400 | 10000 | 60 |
| 07... | 500 | 3900 | 76 | 34 | 170 | 162 | 0 | 133 | 2.1 | 1000 | 7400 | 44 |

< Actual value is known to be less than the value shown.

B Results based on colony count outside the acceptable range (non-ideal colony count).

TABLE 8.--CHEMICAL AND PHYSICAL CONSTITUENTS, GULF OF MEXICO AT SOUTH PASS--Continued

285818089065600 GULF OF MEXICO 2.0 MILES SOUTHEAST OF SOUTH PASS JETTY, NEAR PORT EADS, LA--Continued

WATER QUALITY DATA

| DATE | SUS-PENDED SOLIDS (MG/L) | VOL. NON-FILT-RABLE RESIDUE (MG/L) | TOTAL NITRATE (N) (MG/L) | TOTAL NITRITE (N) (MG/L) | TOTAL NITRITE PLUS NITRATE (N) (MG/L) | TOTAL AMMONIA NITRO-GEN (N) (MG/L) | DIS-SOLVED AMMONIA NITRO-GEN (N) (MG/L) | DIS-SOLVED AMMONIA (NH4) (MG/L) | DIS-SOLVED ORGANIC NITRO-GEN (N) (MG/L) | DIS-SOLVED KJEL. NITRO-GEN (N) (MG/L) | DIS-SOL-VED-PHOS-PHORUS (P) (MG/L) | TOTAL ARSENIC (AS) (UG/L) |
|---|---|---|---|---|---|---|---|---|---|---|---|---|
| OCT , 1976 | | | | | | | | | | | | |
| 07... | 49 | 6 | .09 | .01 | .10 | .09 | .09 | .12 | .38 | .47 | .13 | 2 |
| 07... | 37 | 0 | .29 | .02 | .31 | -- | .16 | .21 | .31 | .47 | .13 | 2 |

| DATE | SUS-PENDED ARSENIC (AS) (UG/L) | DIS-SOLVED ARSENIC (AS) (UG/L) | TOTAL ARSENIC IN BOTTOM MA-TERIAL (UG/G) | TOTAL BERYL-LIUM (BE) (UG/L) | SUS-PENDED BERYL-LIUM (BE) (UG/L) | DIS-SOLVED BERYL-LIUM (BE) (UG/L) | TOTAL BERYL-LIUM IN BOTTOM MA-TERIAL (UG/G) | TOTAL CAD-MIUM (CD) (UG/L) | SUS-PENDED CAD-MIUM (CD) (UG/L) | DIS-SOLVED CAD-MIUM (CD) (UG/L) | TOTAL CADMIUM IN BOTTOM MA-TERIAL (UG/G) | TOTAL CHRO-MIUM (CR) (UG/L) |
|---|---|---|---|---|---|---|---|---|---|---|---|---|
| OCT , 1976 | | | | | | | | | | | | |
| 07... | 1 | 1 | 3 | 10 | 10 | 0 | <10 | 0 | 0 | 0 | <10 | 40 |
| 07... | 1 | 1 | 5 | 10 | 10 | 0 | <10 | 0 | 0 | 0 | <10 | 30 |

| DATE | TOTAL CHRO-MIUM IN BOTTOM MA-TERIAL (UG/G) | HEXA-VALENT CHRO-MIUM (CR6) (UG/L) | TOTAL COPPER (CU) (UG/L) | SUS-PENDED COPPER (CU) (UG/L) | DIS-SOLVED COPPER (CU) (UG/L) | TOTAL COPPER IN BOTTOM MA-TERIAL (UG/G) | DIS-SOLVED IRON (FE) (UG/L) | TOTAL IRON IN BOTTOM MA-TERIAL (UG/G) | TOTAL LEAD (PB) (UG/L) | SUS-PENDED LEAD (PB) (UG/L) | DIS-SOLVED LEAD (PB) (UG/L) | TOTAL LEAD IN BOTTOM MA-TERIAL (UG/G) |
|---|---|---|---|---|---|---|---|---|---|---|---|---|
| OCT , 1976 | | | | | | | | | | | | |
| 07... | 20 | 0 | 5 | 0 | 5 | <10 | 30 | 3600 | 2 | 2 | 0 | <10 |
| 07... | 20 | 0 | 6 | 0 | 6 | <10 | 70 | 3800 | 0 | 0 | 0 | <10 |

| DATE | TOTAL MAN-GANESE (MN) (UG/L) | SUS-PENDED MAN-GANESE (MN) (UG/L) | DIS-SOLVED MAN-GANESE (MN) (UG/L) | TOTAL MANGA-NESE IN BOTTOM MA-TERIAL (UG/G) | TOTAL MERCURY (HG) (UG/L) | SUS-PENDED MERCURY (HG) (UG/L) | DIS-SOLVED MERCURY (HG) (UG/L) | TOTAL MERCURY IN BOTTOM MA-TERIAL (UG/G) | TOTAL NICKEL (NI) (UG/L) | SUS-PENDED NICKEL (NI) (UG/L) | DIS-SOLVED NICKEL (NI) (UG/L) | TOTAL SELE-NIUM (SE) (UG/L) |
|---|---|---|---|---|---|---|---|---|---|---|---|---|
| OCT , 1976 | | | | | | | | | | | | |
| 07... | 110 | 100 | 10 | 100 | .1 | .0 | .1 | .00 | 3 | 0 | 3 | 0 |
| 07... | 50 | 20 | 30 | 75 | .1 | .0 | .1 | .00 | 5 | 0 | 5 | 0 |

| DATE | SUS-PENDED SELE-NIUM (SE) (UG/L) | DIS-SOLVED SELE-NIUM (SE) (UG/L) | TOTAL SELE-NIUM IN BOTTOM MA-TERIAL (UG/G) | TOTAL ZINC (ZN) (UG/L) | SUS-PENDED ZINC (ZN) (UG/L) | DIS-SOLVED ZINC (ZN) (UG/L) | TOTAL ZINC IN BOTTOM MA-TERIAL (UG/G) | TOTAL ORGANIC CARBON (C) (MG/L) | CYANIDE (CN) (MG/L) | PHENOLS (UG/L) | OIL GREASE TOTAL RECOVER ABLE (MG/L) | TOTAL PCB (UG/L) |
|---|---|---|---|---|---|---|---|---|---|---|---|---|
| OCT , 1976 | | | | | | | | | | | | |
| 07... | 0 | 0 | 0 | 30 | 0 | 30 | 35 | 4.5 | .00 | 2 | 0 | .0 |
| 07... | 0 | 0 | 0 | 30 | 0 | 30 | 30 | 4.0 | .00 | 1 | 0 | .0 |

| DATE | PCB IN BOTTOM MA-TERIAL (UG/KG) | POLY-CHLO-RINATED NAPH-THA-LENES (UG/L) | PCN TOTAL IN BOTTOM MATRL DRY WT. (UG/KG) | TOTAL ALDRIN (UG/L) | ALDRIN IN BOTTOM MA-TERIAL (UG/KG) | TOTAL CHLOR-DANE (UG/L) | CHLOR-DANE IN BOTTOM MA-TERIAL (UG/KG) | TOTAL DDD (UG/L) | DDD IN BOTTOM MA-TERIAL (UG/KG) | TOTAL DDE (UG/L) | DDE IN BOTTOM MA-TERIAL (UG/KG) | TOTAL DDT (UG/L) |
|---|---|---|---|---|---|---|---|---|---|---|---|---|
| OCT , 1976 | | | | | | | | | | | | |
| 07... | 2 | .00 | .0 | .00 | .0 | .0 | 0 | .00 | .0 | .00 | .0 | .00 |
| 07... | 0 | .00 | .0 | .00 | .0 | .0 | 0 | .00 | .0 | .00 | .0 | .00 |

< Actual value is known to be less than the value shown.

TABLE 8.--CHEMICAL AND PHYSICAL CONSTITUENTS, GULF OF MEXICO AT SOUTH PASS--Continued

285818089065600 GULF OF MEXICO 2.0 MILES SOUTHEAST OF SOUTH PASS JETTY, NEAR PORT EADS, LA--Continued

WATER QUALITY DATA

| DATE | DDT IN BOTTOM MATERIAL (UG/KG) | TOTAL DIAZINON (UG/L) | DIAZINON IN BOTTOM MATERIAL (UG/KG) | TOTAL DIELDRIN (UG/L) | DIELDRIN IN BOTTOM MATERIAL (UG/KG) | TOTAL ENDRIN (UG/L) | ENDRIN IN BOTTOM MATERIAL (UG/KG) | TOTAL ETHION (UG/L) | ETHION IN BOTTOM MATERIAL (UG/KG) | TOTAL HEPTACHLOR (UG/L) | HEPTACHLOR IN BOTTOM MATERIAL (UG/KG) |
|---|---|---|---|---|---|---|---|---|---|---|---|
| OCT , 1976 | | | | | | | | | | | |
| 07... | .0 | .00 | .0 | .00 | .0 | .00 | .0 | .00 | .0 | .00 | .0 |
| 07... | .0 | .00 | .0 | .00 | .0 | .00 | .0 | .00 | .0 | .00 | .0 |

| DATE | TOTAL HEPTACHLOR EPOXIDE (UG/L) | HEPTACHLOR EPOXIDE IN BOTTOM MATERIAL (UG/KG) | TOTAL LINDANE (UG/L) | LINDANE IN BOTTOM MATERIAL (UG/KG) | TOTAL MALATHION (UG/L) | MALATHION IN BOTTOM MATERIAL (UG/KG) | TOTAL METHYL PARATHION (UG/L) | METHYL PARATHION IN BOTTOM MATERIAL (UG/KG) | TOTAL METHYL TRITHION (UG/L) | METHYL TRITHION IN BOTTOM MATERIAL (UG/KG) | TOTAL PARATHION (UG/L) |
|---|---|---|---|---|---|---|---|---|---|---|---|
| OCT , 1976 | | | | | | | | | | | |
| 07... | .00 | .0 | .00 | .0 | .00 | .0 | .00 | .0 | .00 | .0 | .00 |
| 07... | .00 | .0 | .00 | .0 | .00 | .0 | .00 | .0 | .00 | .0 | .00 |

| DATE | PARATHION IN BOTTOM MATERIAL (UG/KG) | TOTAL TOXAPHENE (UG/L) | TOXAPHENE IN BOTTOM MATERIAL (UG/KG) | TOTAL TRITHION (UG/L) | TRITHION IN BOTTOM MATERIAL (UG/KG) | TOTAL 2,4-D (UG/L) | TOTAL 2,4,5-T (UG/L) | TOTAL SILVEX (UG/L) | CHLOROPHYLL A (UG/L) | CHLOROPHYLL B (UG/L) |
|---|---|---|---|---|---|---|---|---|---|---|
| OCT , 1976 | | | | | | | | | | |
| 07... | .0 | 0 | 0 | .00 | .0 | .00 | .00 | .00 | 30.9 | 30.4 |
| 07... | .0 | 0 | 0 | .00 | .0 | -- | -- | -- | 8.19 | .938 |

TABLE 9.--CHEMICAL AND PHYSICAL CONSTITUENTS, GULF OF MEXICO AT SOUTHWEST PASS

WATER QUALITY DATA

285412089254200 GULF OF MEXICO 600 YARDS EAST OF SOUTHWEST PASS AT MILE 20.5 (BHP), NEAR BURRWOOD, LA

| DATE | TIME | TOTAL CADMIUM IN BOTTOM MATERIAL (UG/G) | PCB IN BOTTOM MATERIAL (UG/KG) | PCN TOTAL IN BOTTOM MATRL DRY WT. (UG/KG) | ALDRIN IN BOTTOM MATERIAL (UG/KG) | CHLORDANE IN BOTTOM MATERIAL (UG/KG) | DDD IN BOTTOM MATERIAL (UG/KG) | DDE IN BOTTOM MATERIAL (UG/KG) | DDT IN BOTTOM MATERIAL (UG/KG) | DIAZINON IN BOTTOM MATERIAL (UG/KG) | DIELDRIN IN BOTTOM MATERIAL (UG/KG) | ENDRIN IN BOTTOM MATERIAL (UG/KG) |
|---|---|---|---|---|---|---|---|---|---|---|---|---|
| FEB , 1977 | | | | | | | | | | | | |
| 16... | 1140 | .43 | 57 | .0 | .0 | 0 | 24 | .0 | .0 | .0 | .0 | .0 |

| DATE | ETHION IN BOTTOM MATERIAL (UG/KG) | HEPTACHLOR IN BOTTOM MATERIAL (UG/KG) | HEPTACHLOR EPOXIDE IN BOTTOM MATERIAL (UG/KG) | LINDANE IN BOTTOM MATERIAL (UG/KG) | MALATHION IN BOTTOM MATERIAL (UG/KG) | METHYL PARATHION IN BOTTOM MATERIAL (UG/KG) | METHYL TRITHION IN BOTTOM MATERIAL (UG/KG) | MIREX IN BOTTOM MATERIALS (UG/KG DRY SOLIDS) | PARATHION IN BOTTOM MATERIAL (UG/KG) | TOXAPHENE IN BOTTOM MATERIAL (UG/KG) | TRITHION IN BOTTOM MATERIAL (UG/KG) |
|---|---|---|---|---|---|---|---|---|---|---|---|
| FEB , 1977 | | | | | | | | | | | |
| 16... | .0 | .0 | .0 | .0 | .0 | .0 | .0 | .0 | .0 | 0 | .0 |

285412089260800 GULF OF MEXICO IN SOUTHWEST PASS CHANNEL AT MILE 20.5 (BHP), NEAR BURRWOOD, LA

| DATE | TIME | TOTAL CADMIUM IN BOTTOM MATERIAL (UG/G) | PCB IN BOTTOM MATERIAL (UG/KG) | PCN TOTAL IN BOTTOM MATRL DRY WT. (UG/KG) | ALDRIN IN BOTTOM MATERIAL (UG/KG) | CHLORDANE IN BOTTOM MATERIAL (UG/KG) | DDD IN BOTTOM MATERIAL (UG/KG) | DDE IN BOTTOM MATERIAL (UG/KG) | DDT IN BOTTOM MATERIAL (UG/KG) | DIAZINON IN BOTTOM MATERIAL (UG/KG) | DIELDRIN IN BOTTOM MATERIAL (UG/KG) | ENDRIN IN BOTTOM MATERIAL (UG/KG) |
|---|---|---|---|---|---|---|---|---|---|---|---|---|
| FEB , 1977 | | | | | | | | | | | | |
| 16... | 1150 | .79 | 56 | .0 | .0 | 8 | 5.8 | 1.4 | .8 | .0 | 2.5 | .0 |

| DATE | ETHION IN BOTTOM MATERIAL (UG/KG) | HEPTACHLOR IN BOTTOM MATERIAL (UG/KG) | HEPTACHLOR EPOXIDE IN BOTTOM MATERIAL (UG/KG) | LINDANE IN BOTTOM MATERIAL (UG/KG) | MALATHION IN BOTTDM MATERIAL (UG/KG) | METHYL PARATHION IN BOTTOM MATERIAL (UG/KG) | METHYL TRITHION IN BOTTOM MATERIAL (UG/KG) | MIREX IN BOTTOM MATERIALS (UG/KG DRY SOLID5) | PARATHION IN BOTTOM MATERIAL (UG/KG) | TOXAPHENE IN BOTTOM MATERIAL (UG/KG) | TRITHION IN BOTTOM MATERIAL (UG/KG) |
|---|---|---|---|---|---|---|---|---|---|---|---|
| FEB , 1977 | | | | | | | | | | | |
| 16... | .0 | .0 | .0 | .0 | .0 | .0 | .0 | .0 | .0 | 0 | .0 |

TABLE 9.--CHEMICAL AND PHYSICAL CONSTITUENTS, GULF OF MEXICO AT SOUTHWEST PASS--Continued

WATER QUALITY DATA

285412089262100 GULF OF MEXICO 300 YARDS WEST OF SOUTHWEST PASS AT MILE 20.5 (BHP), NEAR BURRWOOD, LA

| DATE | TIME | TOTAL CADMIUM IN BOTTOM MATERIAL (UG/G) | PCB IN BOTTOM MATERIAL (UG/KG) | PCN TOTAL IN BOTTOM MATRL DRY WT. (UG/KG) | ALDRIN IN BOTTOM MATERIAL (UG/KG) | CHLORDANE IN BOTTOM MATERIAL (UG/KG) | DDD IN BOTTOM MATERIAL (UG/KG) | DDE IN BOTTOM MATERIAL (UG/KG) | DDT IN BOTTOM MATERIAL (UG/KG) | DIAZINON IN BOTTOM MATERIAL (UG/KG) | DIELDRIN IN BOTTOM MATERIAL (UG/KG) | ENDRIN IN BOTTOM MATERIAL (UG/KG) |
|---|---|---|---|---|---|---|---|---|---|---|---|---|
| FEB , 1977 | | | | | | | | | | | | |
| 16... | 1200 | .31 | 49 | .0 | .0 | 5 | 3.2 | 1.0 | .0 | .0 | .8 | .0 |

| DATE | ETHION IN BOTTOM MATERIAL (UG/KG) | HEPTACHLOR IN BOTTOM MATERIAL (UG/KG) | HEPTACHLOR EPOXIDE IN BOTTOM MATERIAL (UG/KG) | LINDANE IN BOTTOM MATERIAL (UG/KG) | MALATHION IN BOTTOM MATERIAL (UG/KG) | METHYL PARATHION IN BOTTOM MATERIAL (UG/KG) | METHYL TRITHION IN BOTTOM MATERIAL (UG/KG) | MIREX IN BOTTOM MATERIALS (UG/KG DRY SOLIDS) | PARATHION IN BOTTOM MATERIAL (UG/KG) | TOXAPHENE IN BOTTOM MATERIAL (UG/KG) | TRITHION IN BOTTOM MATERIAL (UG/KG) |
|---|---|---|---|---|---|---|---|---|---|---|---|
| FEB , 1977 | | | | | | | | | | | |
| 16... | .0 | .0 | .0 | .0 | .0 | .0 | .0 | .0 | .0 | 0 | .0 |

285334089254200 GULF OF MEXICO 600 YARDS EAST OF SOUTHWEST PASS AT MILE 21.0 (BHP), NEAR BURRWOOD, LA

| DATE | TIME | TOTAL CADMIUM IN BOTTOM MATERIAL (UG/G) | PCB IN BOTTOM MATERIAL (UG/KG) | PCN TOTAL IN BOTTOM MATRL DRY WT. (UG/KG) | ALDRIN IN BOTTOM MATERIAL (UG/KG) | CHLORDANE IN BOTTOM MATERIAL (UG/KG) | DDD IN BOTTOM MATERIAL (UG/KG) | DDE IN BOTTOM MATERIAL (UG/KG) | DDT IN BOTTOM MATERIAL (UG/KG) | DIAZINON IN BOTTOM MATERIAL (UG/KG) | DIELDRIN IN BOTTOM MATERIAL (UG/KG) | ENDRIN IN BOTTOM MATERIAL (UG/KG) |
|---|---|---|---|---|---|---|---|---|---|---|---|---|
| FEB , 1977 | | | | | | | | | | | | |
| 16... | 1110 | .23 | 51 | .0 | .0 | 0 | 2.4 | .5 | .0 | .0 | .0 | .0 |

| DATE | ETHION IN BOTTOM MATERIAL (UG/KG) | HEPTACHLOR IN BOTTOM MATERIAL (UG/KG) | HEPTACHLOR EPOXIDE IN BOTTOM MATERIAL (UG/KG) | LINDANE IN BOTTOM MATERIAL (UG/KG) | MALATHION IN BOTTOM MATERIAL (UG/KG) | METHYL PARATHION IN BOTTOM MATERIAL (UG/KG) | METHYL TRITHION IN BOTTOM MATERIAL (UG/KG) | MIREX IN BOTTOM MATERIALS (UG/KG DRY SOLIDS) | PARATHION IN BOTTOM MATERIAL (UG/KG) | TOXAPHENE IN BOTTOM MATERIAL (UG/KG) | TRITHION IN BOTTOM MATERIAL (UG/KG) |
|---|---|---|---|---|---|---|---|---|---|---|---|
| FEB , 1977 | | | | | | | | | | | |
| 16... | .0 | .0 | .0 | .0 | .0 | .0 | .0 | .0 | .0 | 0 | .0 |

TABLE 9.--CHEMICAL AND PHYSICAL CONSTITUENTS, GULF OF MEXICO AT SOUTHWEST PASS--Continued

WATER QUALITY DATA

285334089260800 GULF OF MEXICO IN SOUTHWEST PASS CHANNEL AT MILE 21.0 (BHP), NEAR BURRWOOD, LA
(Formerly published as Southwest Pass of Mississippi River at Mile 21.0 BHP)

| DATE | TIME | TOTAL CADMIUM IN BOTTOM MATERIAL (UG/G) | PCB IN BOTTOM MATERIAL (UG/KG) | PCN TOTAL IN BOTTOM MATRL DRY WT. (UG/KG) | ALDRIN IN BOTTOM MATERIAL (UG/KG) | CHLORDANE IN BOTTOM MATERIAL (UG/KG) | DDD IN BOTTOM MATERIAL (UG/KG) | DDE IN BOTTOM MATERIAL (UG/KG) | DDT IN BOTTOM MATERIAL (UG/KG) | DIAZINON IN BOTTOM MATERIAL (UG/KG) |
|---|---|---|---|---|---|---|---|---|---|---|
| FEB , 1977 | | | | | | | | | | |
| 16... | 1120 | 2 | 130 | .0 | .0 | 5 | 4.2 | 1.4 | 2.3 | .0 |

| DATE | DIELDRIN IN BOTTOM MATERIAL (UG/KG) | ENDRIN IN BOTTOM MATERIAL (UG/KG) | HEPTACHLOR IN BOTTOM MATERIAL (UG/KG) | LINDANE IN BOTTOM MATERIAL (UG/KG) | MALATHION IN BOTTOM MATERIAL (UG/KG) | METHYL PARATHION IN BOTTOM MATERIAL (UG/KG) | METHYL TRITHION IN BOTTOM MATERIAL (UG/KG) | MIREX IN BOTTOM MATERIALS (UG/KG DRY SOLIDS) | TOXAPHENE IN BOTTOM MATERIAL (UG/KG) |
|---|---|---|---|---|---|---|---|---|---|
| FEB , 1977 | | | | | | | | | |
| 16... | .8 | .0 | .0 | .0 | .0 | .0 | .0 | .0 | 0 |

285334089262100 GULF OF MEXICO 300 YARDS WEST OF SOUTHWEST PASS AT MILE 21.0 (BHP), NEAR BURRWOOD, LA
(Formerly published as Gulf of Mexico 300 yards east of Southwest Pass at Mile 21.0 BHP)

| DATE | TIME | TOTAL CADMIUM IN BOTTOM MATERIAL (UG/G) | PCB IN BOTTOM MATERIAL (UG/KG) | PCN TOTAL IN BOTTOM MATRL DRY WT. (UG/KG) | ALDRIN IN BOTTOM MATERIAL (UG/KG) | CHLORDANE IN BOTTOM MATERIAL (UG/KG) | DDD IN BOTTOM MATERIAL (UG/KG) | DDE IN BOTTOM MATERIAL (UG/KG) | DDT IN BOTTOM MATERIAL (UG/KG) | DIAZINON IN BOTTOM MATERIAL (UG/KG) | DIELDRIN IN BOTTOM MATERIAL (UG/KG) | ENDRIN IN BOTTOM MATERIAL (UG/KG) |
|---|---|---|---|---|---|---|---|---|---|---|---|---|
| FEB , 1977 | | | | | | | | | | | | |
| 16... | 1130 | 2 | 83 | .0 | .0 | 3 | 4.2 | 1.0 | .0 | .0 | .6 | .0 |

| DATE | ETHION IN BOTTOM MATERIAL (UG/KG) | HEPTACHLOR IN BOTTOM MATERIAL (UG/KG) | HEPTACHLOR EPOXIDE IN BOTTOM MATERIAL (UG/KG) | LINDANE IN BOTTOM MATERIAL (UG/KG) | MALATHION IN BOTTOM MATERIAL (UG/KG) | METHYL PARATHION IN BOTTOM MATERIAL (UG/KG) | METHYL TRITHION IN BOTTOM MATERIAL (UG/KG) | MIREX IN BOTTOM MATERIALS (UG/KG DRY SOLIDS) | PARATHION IN BOTTOM MATERIAL (UG/KG) | TOXAPHENE IN BOTTOM MATERIAL (UG/KG) | TRITHION IN BOTTOM MATERIAL (UG/KG) |
|---|---|---|---|---|---|---|---|---|---|---|---|
| FEB , 1977 | | | | | | | | | | | |
| 16... | .0 | .0 | .0 | .0 | .0 | .0 | .0 | .0 | .0 | 0 | .0 |

TABLE 9.--CHEMICAL AND PHYSICAL CONSTITUENTS, GULF OF MEXICO AT SOUTHWEST PASS--Continued

WATER QUALITY DATA

285237089253700 GULF OF MEXICO 600 YARDS EAST OF SOUTHWEST PASS AT MILE 21.8 (BHP), NEAR BURRWOOD, LA

| DATE | TIME | TOTAL CADMIUM IN BOTTOM MATERIAL (UG/G) | PCB IN BOTTOM MATERIAL (UG/KG) | PCN TOTAL IN BOTTOM MATRL DRY WT. (UG/KG) | ALDRIN IN BOTTOM MATERIAL (UG/KG) | CHLORDANE IN BOTTOM MATERIAL (UG/KG) | DDD IN BOTTOM MATERIAL (UG/KG) | DDE IN BOTTOM MATERIAL (UG/KG) | DDT IN BOTTOM MATERIAL (UG/KG) | DIAZINON IN BOTTOM MATERIAL (UG/KG) | DIELDRIN IN BOTTOM MATERIAL (UG/KG) | ENDRIN IN BOTTOM MATERIAL (UG/KG) |
|---|---|---|---|---|---|---|---|---|---|---|---|---|
| FEB , 1977 | | | | | | | | | | | | |
| 25... | 0930 | .47 | 110 | .0 | .0 | 3 | 4.7 | 1.2 | .0 | .2 | .5 | .0 |

| DATE | ETHION IN BOTTOM MATERIAL (UG/KG) | HEPTACHLOR IN BOTTOM MATERIAL (UG/KG) | HEPTACHLOR EPOXIDE IN BOTTOM MATERIAL (UG/KG) | LINDANE IN BOTTOM MATERIAL (UG/KG) | MALATHION IN BOTTOM MATERIAL (UG/KG) | METHYL PARATHION IN BOTTOM MATERIAL (UG/KG) | METHYL TRITHION IN BOTTOM MATERIAL (UG/KG) | MIREX IN BOTTOM MATERIALS (UG/KG DRY SOLIDS) | PARATHION IN BOTTOM MATERIAL (UG/KG) | TOXAPHENE IN BOTTOM MATERIAL (UG/KG) | TRITHION IN BOTTOM MATERIAL (UG/KG) |
|---|---|---|---|---|---|---|---|---|---|---|---|
| FEB , 1977 | | | | | | | | | | | |
| 25... | .0 | .0 | .0 | .0 | .0 | .0 | .0 | .0 | .0 | 0 | .0 |

285237089260300 GULF OF MEXICO IN SOUTHWEST PASS CHANNEL AT MILE 21.8 (BHP), NEAR BURRWOOD, LA

| DATE | TIME | TOTAL CADMIUM IN BOTTOM MATERIAL (UG/G) | PCB IN BOTTOM MATERIAL (UG/KG) | PCN TOTAL IN BOTTOM MATRL DRY WT. (UG/KG) | ALDRIN IN BOTTOM MATERIAL (UG/KG) | CHLORDANE IN BOTTOM MATERIAL (UG/KG) | DDD IN BOTTOM MATERIAL (UG/KG) | DDE IN BOTTOM MATERIAL (UG/KG) | DDT IN BOTTOM MATERIAL (UG/KG) | DIAZINON IN BOTTOM MATERIAL (UG/KG) | DIELDRIN IN BOTTOM MATERIAL (UG/KG) | ENDRIN IN BOTTOM MATERIAL (UG/KG) |
|---|---|---|---|---|---|---|---|---|---|---|---|---|
| FEB , 1977 | | | | | | | | | | | | |
| 25... | 0900 | .94 | 54 | .0 | .0 | 5 | 4.2 | 1.0 | .0 | .0 | .7 | .0 |

| DATE | ETHION IN BOTTOM MATERIAL (UG/KG) | HEPTACHLOR IN BOTTOM MATERIAL (UG/KG) | HEPTACHLOR EPOXIDE IN BOTTOM MATERIAL (UG/KG) | LINDANE IN BOTTOM MATERIAL (UG/KG) | MALATHION IN BOTTOM MATERIAL (UG/KG) | METHYL PARATHION IN BOTTOM MATERIAL (UG/KG) | METHYL TRITHION IN BOTTOM MATERIAL (UG/KG) | MIREX IN BOTTOM MATERIALS (UG/KG DRY SOLIDS) | PARATHION IN BOTTOM MATERIAL (UG/KG) | TOXAPHENE IN BOTTOM MATERIAL (UG/KG) | TRITHION IN BOTTOM MATERIAL (UG/KG) |
|---|---|---|---|---|---|---|---|---|---|---|---|
| FEB , 1977 | | | | | | | | | | | |
| 25... | .0 | .0 | .0 | .0 | .0 | .0 | .0 | .0 | .0 | 0 | .0 |

285237089260300 GULF OF MEXICO IN SOUTHWEST PASS CHANNEL AT MILE 21.8 (BHP), NEAR BURRWOOD, LA

| DATE | TIME | TOTAL ARSENIC IN BOTTOM MATERIAL (UG/G) | TOTAL BERYLLIUM IN BOTTOM MATERIAL (UG/G) | TOTAL CADMIUM IN BOTTOM MATERIAL (UG/G) | TOTAL CHROMIUM IN BOTTOM MATERIAL (UG/G) | TOTAL COPPER IN BOTTOM MATERIAL (UG/G) | TOTAL IRON IN BOTTOM MATERIAL (UG/G) | TOTAL LEAD IN BOTTOM MATERIAL (UG/G) | TOTAL MANGANESE IN BOTTOM MATERIAL (UG/G) | TOTAL MERCURY IN BOTTOM MATERIAL (UG/G) | TOTAL SELENIUM IN BOTTOM MATERIAL (UG/G) |
|---|---|---|---|---|---|---|---|---|---|---|---|
| OCT , 1977 | | | | | | | | | | | |
| 07... | 0930 | 10 | <10 | <10 | 35 | 20 | 12000 | <10 | 560 | .12 | 0 |
| 07... | 1115 | 9 | <10 | <10 | 20 | 15 | 8500 | <10 | 560 | .10 | 0 |

< Actual value is known to be less than the value shown.

TABLE 9.--CHEMICAL AND PHYSICAL CONSTITUENTS, GULF OF MEXICO AT SOUTHWEST PASS--Continued

WATER QUALITY DATA

285237089260300 GULF OF MEXICO IN SOUTHWEST PASS CHANNEL AT MILE 21.8 (BHP), NEAR BURRWOOD, LA--Continued

| DATE | TOTAL ZINC IN BOTTOM MATERIAL (UG/G) | PCB IN BOTTOM MATERIAL (UG/KG) | PCN TOTAL IN BOTTOM MATRL DRY WT. (UG/KG) | ALDRIN IN BOTTOM MATERIAL (UG/KG) | CHLORDANE IN BOTTOM MATERIAL (UG/KG) | DDD IN BOTTOM MATERIAL (UG/KG) | DDE IN BOTTOM MATERIAL (UG/KG) | DDT IN BOTTOM MATERIAL (UG/KG) | DIAZINON IN BOTTOM MATERIAL (UG/KG) | DIELDRIN IN BOTTOM MATERIAL (UG/KG) | ENDRIN IN BOTTOM MATERIAL (UG/KG) |
|---|---|---|---|---|---|---|---|---|---|---|---|
| OCT , 1977 | | | | | | | | | | | |
| 07... | 75 | 57 | .0 | .0 | 20 | 1.2 | 1.7 | .9 | .0 | 1.1 | 1.1 |
| 07... | 60 | 76 | .0 | .0 | 11 | 3.0 | 1.8 | 1.1 | .0 | .8 | .0 |

| DATE | ETHION IN BOTTOM MATERIAL (UG/KG) | HEPTACHLOR IN BOTTOM MATERIAL (UG/KG) | HEPTACHLOR EPOXIDE IN BOTTOM MATERIAL (UG/KG) | LINDANE IN BOTTOM MATERIAL (UG/KG) | MALATHION IN BOTTOM MATERIAL (UG/KG) | METHYL PARATHION IN BOTTOM MATERIAL (UG/KG) | METHYL TRITHION IN BOTTOM MATERIAL (UG/KG) | PARATHION IN BOTTOM MATERIAL (UG/KG) | TOXAPHENE IN BOTTOM MATERIAL (UG/KG) | TRITHION IN BOTTOM MATERIAL (UG/KG) |
|---|---|---|---|---|---|---|---|---|---|---|
| OCT , 1977 | | | | | | | | | | |
| 07... | .0 | 1.1 | 1.1 | .2 | .0 | .0 | .0 | .0 | 0 | .0 |
| 07... | .0 | .0 | .0 | .0 | .0 | .0 | .0 | .0 | 0 | .0 |

285237089261600 GULF OF MEXICO 300 YARDS WEST OF SOUTHWEST PASS AT MILE 21.8 (BHP), NEAR BURRWOOD, LA

| DATE | TIME | TOTAL CADMIUM IN BOTTOM MATERIAL (UG/G) | PCB IN BOTTOM MATERIAL (UG/KG) | PCN TOTAL IN BOTTOM MATRL DRY WT. (UG/KG) | ALDRIN IN BOTTOM MATERIAL (UG/KG) | CHLORDANE IN BOTTOM MATERIAL (UG/KG) | DDD IN BOTTOM MATERIAL (UG/KG) | DDE IN BOTTOM MATERIAL (UG/KG) | DDT IN BOTTOM MATERIAL (UG/KG) | DIAZINON IN BOTTOM MATERIAL (UG/KG) | DIELDRIN IN BOTTOM MATERIAL (UG/KG) | ENDRIN IN BOTTOM MATERIAL (UG/KG) |
|---|---|---|---|---|---|---|---|---|---|---|---|---|
| FEB , 1977 | | | | | | | | | | | | |
| 25... | 1000 | .12 | 28 | .0 | .0 | 5 | 6.4 | 1.7 | .5 | .0 | .6 | .0 |

| DATE | ETHION IN BOTTOM MATERIAL (UG/KG) | HEPTACHLOR IN BOTTOM MATERIAL (UG/KG) | HEPTACHLOR EPOXIDE IN BOTTOM MATERIAL (UG/KG) | LINDANE IN BOTTOM MATERIAL (UG/KG) | MALATHION IN BOTTOM MATERIAL (UG/KG) | METHYL PARATHION IN BOTTOM MATERIAL (UG/KG) | METHYL TRITHION IN BOTTOM MATERIAL (UG/KG) | MIREX IN BOTTOM MATERIALS (UG/KG DRY SOLIDS) | PARATHION IN BOTTOM MATERIAL (UG/KG) | TOXAPHENE IN BOTTOM MATERIAL (UG/KG) | TRITHION IN BOTTOM MATERIAL (UG/KG) |
|---|---|---|---|---|---|---|---|---|---|---|---|
| FEB , 1977 | | | | | | | | | | | |
| 25... | .0 | .0 | .0 | .0 | .0 | .0 | .0 | .0 | .0 | 0 | .0 |

TABLE 9.--CHEMICAL AND PHYSICAL CONSTITUENTS, GULF OF MEXICO AT SOUTHWEST PASS--Continued

285240089263400 GULF OF MEXICO 500 YARDS WEST OF SOUTHWEST PASS AT MILE 21.8 (BHP), NEAR BURRWOOD, LA

WATER QUALITY DATA

| DATE | TIME | SPECIFIC CONDUCTANCE (MICROMHOS) | PH (UNITS) | TURBIDITY (JTU) | DISSOLVED OXYGEN (MG/L) | DISSOLVED CHEMICAL OXYGEN DEMAND (MG/L) | CHEMICAL OXYGEN DEMAND (HIGH LEVEL) (MG/L) | BIOCHEMICAL OXYGEN DEMAND 5 DAY (MG/L) | IMMEDIATE COLIFORM (COL. PER 100 ML) | FECAL COLIFORM .7UM-MF (COL./100 ML) | HARDNESS (CA,MG) (MG/L) | NONCARBONATE HARDNESS (MG/L) |
|---|---|---|---|---|---|---|---|---|---|---|---|---|
| OCT , 1976 | | | | | | | | | | | | |
| 07... | 0920 | 32700 | 8.1 | 6 | 6.9 | 25 | 40 | .0 | 80 | 80 | 4200 | 4100 |
| 07... | 1130 | 43500 | 8.2 | 2 | 7.1 | 25 | 48 | .0 | 80 | 80 | 5500 | 5400 |

| DATE | DISSOLVED CALCIUM (CA) (MG/L) | DISSOLVED MAGNESIUM (MG) (MG/L) | DISSOLVED SODIUM (NA) (MG/L) | PERCENT SODIUM | SODIUM ADSORPTION RATIO | DISSOLVED POTASSIUM (K) (MG/L) | BICARBONATE (HCO3) (MG/L) | CARBONATE (CO3) (MG/L) | ALKALINITY AS CACO3 (MG/L) | CARBON DIOXIDE (CO2) (MG/L) | DISSOLVED SULFATE (SO4) (MG/L) | DISSOLVED CHLORIDE (CL) (MG/L) |
|---|---|---|---|---|---|---|---|---|---|---|---|---|
| OCT , 1976 | | | | | | | | | | | | |
| 07... | 290 | 840 | 6600 | 76 | 44 | 260 | 160 | 0 | 131 | 2.0 | 1600 | 12000 |
| 07... | 380 | 1100 | 9600 | 78 | 56 | 360 | 157 | 0 | 129 | 1.6 | 2300 | 17000 |

| DATE | TOTAL NONFILTRABLE RESIDUE (MG/L) | SUSPENDED SOLIDS (MG/L) | VOL. NONFILTRABLE RESIDUE (MG/L) | TOTAL NITRATE (N) (MG/L) | TOTAL NITRITE (N) (MG/L) | TOTAL NITRITE PLUS NITRATE (N) (MG/L) | TOTAL AMMONIA NITROGEN (N) (MG/L) | DISSOLVED AMMONIA NITROGEN (N) (MG/L) | DISSOLVED AMMONIA (NH4) (MG/L) | TOTAL ORGANIC NITROGEN (N) (MG/L) | DISSOLVED ORGANIC NITROGEN (N) (MG/L) | TOTAL KJELDAHL NITROGEN (N) (MG/L) |
|---|---|---|---|---|---|---|---|---|---|---|---|---|
| OCT , 1976 | | | | | | | | | | | | |
| 07... | 44 | 29 | 6 | .11 | .03 | .14 | .15 | .15 | .19 | .30 | .30 | .45 |
| 07... | 77 | 69 | 6 | .01 | .01 | .02 | .11 | .11 | .14 | .05 | .05 | .36 |

| DATE | SUSPENDED KJEL. NITROGEN (N) (MG/L) | DISSOLVED KJEL. NITROGEN (N) (MG/L) | TOTAL NITROGEN (N) (MG/L) | TOTAL NITROGEN (NO3) (MG/L) | DISSOLVED PHOSPHORUS (P) (MG/L) | TOTAL ARSENIC (AS) (UG/L) | SUSPENDED ARSENIC (AS) (UG/L) | DISSOLVED ARSENIC (AS) (UG/L) | TOTAL ARSENIC IN BOTTOM MATERIAL (UG/G) | TOTAL BERYLLIUM (BE) (UG/L) | SUSPENDED BERYLLIUM (BE) (UG/L) | DISSOLVED BERYLLIUM (BE) (UG/L) |
|---|---|---|---|---|---|---|---|---|---|---|---|---|
| OCT , 1976 | | | | | | | | | | | | |
| 07... | .00 | .45 | .59 | 2.6 | .11 | 2 | 1 | 1 | 10 | 10 | 10 | 0 |
| 07... | .20 | .16 | .38 | 1.6 | .05 | 1 | 0 | 1 | 3 | 10 | 10 | 0 |

| DATE | TOTAL BERYLLIUM IN BOTTOM MATERIAL (UG/G) | TOTAL CADMIUM (CD) (UG/L) | SUSPENDED CADMIUM (CD) (UG/L) | DISSOLVED CADMIUM (CD) (UG/L) | TOTAL CADMIUM IN BOTTOM MATERIAL (UG/G) | TOTAL CHROMIUM (CR) (UG/L) | TOTAL CHROMIUM IN BOTTOM MATERIAL (UG/G) | HEXAVALENT CHROMIUM (CR6) (UG/L) | TOTAL COPPER (CU) (UG/L) | SUSPENDED COPPER (CU) (UG/L) | DISSOLVED COPPER (CU) (UG/L) | TOTAL COPPER IN BOTTOM MATERIAL (UG/G) |
|---|---|---|---|---|---|---|---|---|---|---|---|---|
| OCT , 1976 | | | | | | | | | | | | |
| 07... | <10 | 0 | 0 | 0 | <10 | 30 | 30 | 0 | 6 | 1 | 5 | 20 |
| 07... | <10 | 0 | 0 | 0 | <10 | 40 | 25 | 0 | 3 | 0 | 3 | 20 |

< Actual value is known to be less than the value shown.

B Results based on colony count outside the acceptable range (non-ideal colony count).

TABLE 9.--CHEMICAL AND PHYSICAL CONSTITUENTS, GULF OF MEXICO AT SOUTHWEST PASS--Continued

285240089263400 GULF OF MEXICO 500 YARDS WEST OF SOUTHWEST PASS AT MILE 21.8 (BHP), NEAR BURRWOOD, LA--Continued

WATER QUALITY DATA

| DATE | DIS-SOLVED IRON (FE) (UG/L) | TOTAL IRON IN BOTTOM MA-TERIAL (UG/G) | TOTAL LEAD (PB) (UG/L) | SUS-PENDED LEAD (PB) (UG/L) | DIS-SOLVED LEAD (PB) (UG/L) | TOTAL LEAD IN BOTTOM MA-TERIAL (UG/G) | TOTAL MAN-GANESE (MN) (UG/L) | SUS-PENDED MAN-GANESE (MN) (UG/L) | DIS-SOLVED MAN-GANESE (MN) (UG/L) | TOTAL MANGA-NESE IN BOTTOM MA-TERIAL (UG/G) | TOTAL MERCURY (HG) (UG/L) | SUS-PENDED MERCURY (HG) (UG/L) |
|---|---|---|---|---|---|---|---|---|---|---|---|---|
| OCT , 1976 | | | | | | | | | | | | |
| 07... | 30 | 11000 | 2 | 2 | 0 | <10 | 50 | 20 | 30 | 500 | .1 | .0 |
| 07... | 70 | 11000 | 1 | 1 | 0 | <10 | 60 | 0 | 60 | 1100 | .1 | .0 |

| DATE | DIS-SOLVED MERCURY (HG) (UG/L) | TOTAL MERCURY IN BOTTOM MA-TERIAL (UG/G) | TOTAL NICKEL (NI) (UG/L) | SUS-PENDED NICKEL (NI) (UG/L) | DIS-SOLVED NICKEL (NI) (UG/L) | TOTAL SELE-NIUM (SE) (UG/L) | SUS-PENDED SELE-NIUM (SE) (UG/L) | DIS-SOLVED SELE-NIUM (SE) (UG/L) | TOTAL SELE-NIUM IN BOTTOM MA-TERIAL (UG/G) | TOTAL ZINC (ZN) (UG/L) | SUS-PENDED ZINC (ZN) (UG/L) | DIS-SOLVED ZINC (ZN) (UG/L) |
|---|---|---|---|---|---|---|---|---|---|---|---|---|
| OCT , 1976 | | | | | | | | | | | | |
| 07... | .1 | .03 | 3 | 1 | 2 | 0 | 0 | 0 | 0 | 30 | 0 | 30 |
| 07... | .1 | .04 | 2 | 0 | 2 | 0 | 0 | 0 | 0 | 50 | 10 | 40 |

| DATE | TOTAL ZINC IN BOTTOM MA-TERIAL (UG/G) | TOTAL ORGANIC CARBON (C) (MG/L) | CYANIDE (CN) (MG/L) | PHENOLS (UG/L) | OIL GREASE TOTAL RECOVER ABLE (MG/L) | TOTAL PCB (UG/L) | PCB IN BOTTOM MA-TERIAL (UG/KG) | POLY-CHLO-RINATED NAPH-THA-LENES (UG/L) | PCN TOTAL IN BOTTOM MATRL DRY WT. (UG/KG) | TOTAL ALDRIN (UG/L) | ALDRIN IN BOTTOM MA-TERIAL (UG/KG) | TOTAL CHLOR-DANE (UG/L) |
|---|---|---|---|---|---|---|---|---|---|---|---|---|
| OCT , 1976 | | | | | | | | | | | | |
| 07... | 70 | 3.6 | .00 | 1 | 0 | .0 | 43 | .00 | .0 | .00 | .0 | .0 |
| 07... | 80 | 1.8 | .00 | 1 | 0 | .0 | 26 | .00 | .0 | .00 | .0 | .0 |

| DATE | CHLOR-DANE IN BOTTOM MA-TERIAL (UG/KG) | TOTAL DDD (UG/L) | DDD IN BOTTOM MA-TERIAL (UG/KG) | TOTAL DDE (UG/L) | DDE IN BOTTOM MA-TERIAL (UG/KG) | TOTAL DDT (UG/L) | DDT IN BOTTOM MA-TERIAL (UG/KG) | TOTAL DI-AZINON (UG/L) | DI-AZINON IN BOTTOM MA-TERIAL (UG/KG) | TOTAL DI-ELDRIN (UG/L) | DI-ELDRIN IN BOTTOM MA-TERIAL (UG/KG) | TOTAL ENDRIN (UG/L) |
|---|---|---|---|---|---|---|---|---|---|---|---|---|
| OCT , 1976 | | | | | | | | | | | | |
| 07... | 11 | .00 | 3.8 | .00 | .0 | .00 | .0 | .00 | .0 | .00 | .6 | .00 |
| 07... | 6 | .00 | 4.1 | .00 | 2.6 | .00 | .0 | .00 | .0 | .00 | 2.8 | .00 |

| DATE | ENDRIN IN BOTTOM MA-TERIAL (UG/KG) | TOTAL ETHION (UG/L) | ETHION IN BOTTOM MA-TERIAL (UG/KG) | TOTAL HEPTA-CHLOR (UG/L) | HEPTA-CHLOR IN BOTTOM MA-TERIAL (UG/KG) | TOTAL HEPTA-CHLOR EPOXIDE (UG/L) | HEPTA-CHLOR EPOXIDE IN BOT-TOM MA-TERIAL (UG/KG) | TOTAL LINDANE (UG/L) | LINDANE IN BOTTOM MA-TERIAL (UG/KG) | TOTAL MALA-THION (UG/L) | MALA-THION IN BOTTOM MA-TERIAL (UG/KG) | TOTAL METHYL PARA-THION (UG/L) |
|---|---|---|---|---|---|---|---|---|---|---|---|---|
| OCT , 1976 | | | | | | | | | | | | |
| 07... | .0 | .00 | .0 | .00 | .0 | .00 | .0 | .00 | .7 | .00 | .0 | .00 |
| 07... | .0 | .00 | .0 | .00 | .0 | .00 | .0 | .00 | .0 | .00 | .0 | .00 |

< Actual value is known to be less than the value shown.

TABLE 9.--CHEMICAL AND PHYSICAL CONSTITUENTS, GULF OF MEXICO AT SOUTHWEST PASS--Continued

285240089263400 GULF OF MEXICO 500 YARDS WEST OF SOUTHWEST PASS AT MILE 21.8 (BHP), NEAR BURRWOOD, LA--Continued

WATER QUALITY DATA

| DATE | METHYL PARA-THION IN BOT-TOM MA-TERIAL (UG/KG) | TOTAL METHYL TRI-THION (UG/L) | METHYL TRI-THION IN BOT-TOM MA-TERIAL (UG/KG) | TOTAL PARA-THION (UG/L) | PARA-THION IN BOTTOM MA-TERIAL (UG/KG) | TOTAL TOX-APHENE (UG/L) | TOX-APHENE IN BOTTOM MA-TERIAL (UG/KG) |
|---|---|---|---|---|---|---|---|
| OCT , 1976 | | | | | | | |
| 07... | .0 | .00 | .0 | .00 | .0 | 0 | 0 |
| 07... | .0 | .00 | .0 | .00 | .0 | 0 | 0 |

| DATE | TOTAL TRI-THION (UG/L) | TRI-THION IN BOTTOM MA-TERIAL (UG/KG) | TOTAL 2,4-D (UG/L) | TOTAL 2,4,5-T (UG/L) | TOTAL SILVEX (UG/L) | CHLORO-PHYLL A (UG/L) | CHLORO-PHYLL B (UG/L) |
|---|---|---|---|---|---|---|---|
| OCT , 1976 | | | | | | | |
| 07... | .00 | .0 | .00 | .01 | .00 | 4.30 | .000 |
| 07... | .00 | .0 | .00 | .00 | .00 | 6.28 | .000 |

TABLE 9.--CHEMICAL AND PHYSICAL CONSTITUENTS, GULF OF MEXICO AT SOUTHWEST PASS--Continued

285338089263401 GULF OF MEXICO WEST OF SOUTHWEST PASS CHANNEL AT MILE 21.8 (BHP), DISPOSAL AREA (SITE 1), NEAR BURRWOOD, LA

WATER QUALITY DATA

| DATE | TIME | SAMPLING DEPTH (FT) | SPECIFIC CONDUCTANCE (MICROMHOS) | PH (UNITS) | COLOR (PLATINUM-COBALT UNITS) | TURBIDITY (JTU) | SETTLEABLE MATTER (ML/L/HR) | DISSOLVED CHEMICAL OXYGEN DEMAND (MG/L) | CHEMICAL OXYGEN DEMAND (HIGH LEVEL) (MG/L) | COD IN BOTTOM MATERIAL (MG/KG) | HARDNESS (CA,MG) (MG/L) | NONCARBONATE HARDNESS (MG/L) |
|---|---|---|---|---|---|---|---|---|---|---|---|---|
| MAY , 1977 | | | | | | | | | | | | |
| 08... | 0830 | 10 | 20200 | 8.5 | 20 | 15 | <1.0 | 80 | -- | -- | 2400 | 2300 |
| 08... | 0831 | 20 | 39600 | 8.3 | 10 | 5 | <1.0 | 50 | 100 | -- | 4900 | 4800 |
| 08... | 0832 | 40 | 49900 | 8.0 | 5 | 10 | <1.0 | 50 | 100 | -- | 6500 | 6400 |
| 08... | 1100 | -- | -- | -- | -- | -- | -- | -- | -- | 26000 | -- | -- |
| 08... | 1101 | -- | -- | -- | -- | -- | -- | -- | -- | 15000 | -- | -- |
| 08... | 1345 | 10 | 5340 | 8.7 | 30 | 20 | <1.0 | 80 | 80 | -- | 600 | 510 |
| 08... | 1346 | 20 | 34200 | 8.1 | 10 | 20 | <1.0 | 50 | 50 | -- | 4300 | 4200 |
| 08... | 1347 | 40 | 48900 | 8.0 | 5 | 8 | <1.0 | 40 | 50 | -- | 6300 | 6200 |

| DATE | DISSOLVED CALCIUM (CA) (MG/L) | DISSOLVED MAGNESIUM (MG) (MG/L) | DISSOLVED SODIUM (NA) (MG/L) | PERCENT SODIUM | SODIUM ADSORPTION RATIO | DISSOLVED POTASSIUM (K) (MG/L) | BICARBONATE (HCO3) (MG/L) | CARBONATE (CO3) (MG/L) | ALKALINITY AS CACO3 (MG/L) | CARBON DIOXIDE (CO2) (MG/L) | DISSOLVED SULFATE (SO4) (MG/L) | DISSOLVED CHLORIDE (CL) (MG/L) |
|---|---|---|---|---|---|---|---|---|---|---|---|---|
| MAY , 1977 | | | | | | | | | | | | |
| 08... | 190 | 470 | 4000 | 77 | 35 | 180 | 111 | 4 | 98 | .6 | 1000 | 7300 |
| 08... | 300 | 1000 | 8500 | 78 | 53 | 360 | 138 | 0 | 110 | 1.1 | 2000 | 15000 |
| 08... | 400 | 1300 | 12000 | 79 | 66 | 450 | 157 | 0 | 130 | 2.5 | 2700 | 20000 |
| 08... | -- | -- | -- | -- | -- | -- | -- | -- | -- | -- | -- | -- |
| 08... | -- | -- | -- | -- | -- | -- | -- | -- | -- | -- | -- | -- |
| 08... | 60 | 110 | 850 | 74 | 15 | 40 | 101 | 8 | 96 | .4 | 240 | 1600 |
| 08... | 310 | 850 | 7500 | 78 | 50 | 290 | 132 | 0 | 110 | 1.7 | 1900 | 13000 |
| 08... | 400 | 1300 | 12000 | 79 | 66 | 440 | 153 | 0 | 130 | 2.4 | 2800 | 20000 |

| DATE | TOTAL NONFILTRABLE RESIDUE (MG/L) | SUSPENDED SOLIDS (MG/L) | LOSS ON IGNITION IN BOTTOM MATERIAL (MG/KG) | VOL. NONFILTRABLE RESIDUE (MG/L) | TOTAL NITRATE (N) (MG/L) | TOTAL NITRITE (N) (MG/L) | TOTAL NITRITE PLUS NITRATE (N) (MG/L) | TOTAL AMMONIA NITROGEN (N) (MG/L) | DISSOLVED AMMONIA NITROGEN (N) (MG/L) | TOTAL AMMONIA NITROGEN IN BOTTOM MAT. (MG/KG) | DISSOLVED AMMONIA (NH4) (MG/L) | TOTAL ORGANIC NITROGEN (N) (MG/L) |
|---|---|---|---|---|---|---|---|---|---|---|---|---|
| MAY , 1977 | | | | | | | | | | | | |
| 08... | 9 | 11 | -- | 0 | .39 | .01 | .40 | .17 | .05 | -- | .06 | .74 |
| 08... | 8 | 3 | -- | 0 | .04 | .01 | .05 | .16 | .09 | -- | .12 | .26 |
| 08... | 14 | 13 | -- | 0 | .06 | .01 | .07 | .27 | .17 | -- | .22 | .06 |
| 08... | -- | -- | 45800 | -- | -- | -- | -- | -- | -- | 38 | -- | -- |
| 08... | -- | -- | 40700 | -- | -- | -- | -- | -- | -- | 32 | -- | -- |
| 08... | 12 | 15 | -- | 0 | .77 | .01 | .78 | .06 | .02 | -- | .03 | .90 |
| 08... | 6 | 8 | -- | 0 | .07 | .02 | .09 | .20 | .09 | -- | .12 | .61 |
| 08... | 7 | 10 | -- | 0 | .07 | .01 | .08 | .19 | .16 | -- | .21 | .68 |

| DATE | DISSOLVED ORGANIC NITROGEN (N) (MG/L) | TOTAL KJELDAHL NITROGEN (N) (MG/L) | SUSPENDED KJEL. NITROGEN (N) (MG/L) | DISSOLVED KJEL. NITROGEN (N) (MG/L) | TOTAL KJEL. NITROGEN IN BOTTOM MAT. (MG/KG) | TOTAL NITROGEN (N) (MG/L) | TOTAL NITROGEN (NO3) (MG/L) | TOTAL PHOSPHORUS (P) (MG/L) | DISSOLVED PHOSPHORUS (P) (MG/L) | TOTAL ARSENIC (AS) (UG/L) | SUSPENDED ARSENIC (AS) (UG/L) | DISSOLVED ARSENIC (AS) (UG/L) |
|---|---|---|---|---|---|---|---|---|---|---|---|---|
| MAY , 1977 | | | | | | | | | | | | |
| 08... | .42 | .91 | .44 | .47 | -- | 1.3 | 5.8 | .10 | .01 | 1 | 1 | 0 |
| 08... | .23 | .42 | .10 | .32 | -- | .47 | 2.1 | .04 | .02 | 1 | 0 | 1 |
| 08... | .06 | .33 | .10 | .23 | -- | .40 | 1.8 | .05 | .04 | 2 | 1 | 1 |
| 08... | -- | -- | -- | -- | 3300 | -- | -- | -- | -- | -- | -- | -- |
| 08... | -- | -- | -- | -- | 2200 | -- | -- | -- | -- | -- | -- | -- |
| 08... | .61 | .96 | .33 | .63 | -- | 1.7 | 7.7 | .12 | .00 | 2 | 1 | 1 |
| 08... | .58 | .81 | .23 | .67 | -- | .90 | 4.0 | .08 | .04 | 2 | 1 | 1 |
| 08... | .04 | .87 | .67 | .20 | -- | .95 | 4.2 | .05 | .04 | 1 | 0 | 1 |

< Actual value is known to be less than the value shown.

TABLE 9.--CHEMICAL AND PHYSICAL CONSTITUENTS, GULF OF MEXICO AT SOUTHWEST PASS--Continued

285338089263401 GULF OF MEXICO WEST OF SOUTHWEST PASS CHANNEL AT MILE 21.8 (BHP), DISPOSAL AREA (SITE 1), NEAR BURRWOOD, LA--Continued

WATER QUALITY DATA

| DATE | TOTAL ARSENIC IN BOTTOM MATERIAL (UG/G) | TOTAL BERYLLIUM (BE) (UG/L) | SUSPENDED BERYLLIUM (BE) (UG/L) | DISSOLVED BERYLLIUM (BE) (UG/L) | TOTAL BERYLLIUM IN BOTTOM MATERIAL (UG/G) | TOTAL CADMIUM (CD) (UG/L) | SUSPENDED CADMIUM (CD) (UG/L) | DISSOLVED CADMIUM (CD) (UG/L) | TOTAL CADMIUM IN BOTTOM MATERIAL (UG/G) | TOTAL CHROMIUM (CR) (UG/L) | SUSPENDED CHROMIUM (CR) (UG/L) | DISSOLVED CHROMIUM (CR) (UG/L) |
|---|---|---|---|---|---|---|---|---|---|---|---|---|
| MAY , 1977 | | | | | | | | | | | | |
| 08... | -- | 0 | 0 | 0 | -- | 0 | 0 | 0 | -- | <10 | <6 | 4 |
| 08... | -- | 10 | 0 | 10 | -- | 0 | 0 | 0 | -- | 20 | 17 | 3 |
| 08... | -- | 10 | 0 | 10 | -- | 0 | 0 | 0 | -- | 40 | 37 | 3 |
| 08... | 11 | -- | -- | -- | 0 | -- | -- | -- | .56 | -- | -- | -- |
| 08... | 8 | -- | -- | -- | 0 | -- | -- | -- | .33 | -- | -- | -- |
| 08... | -- | 0 | 0 | 0 | -- | 0 | 0 | 0 | -- | <10 | <8 | 2 |
| 08... | -- | 10 | 0 | 10 | -- | 0 | 0 | 0 | -- | 10 | 7 | 3 |
| 08... | -- | 10 | 0 | 10 | -- | 0 | 0 | 0 | -- | 20 | 18 | 2 |

| DATE | TOTAL CHROMIUM IN BOTTOM MATERIAL (UG/G) | HEXAVALENT CHROMIUM (CR6) (UG/L) | TOTAL COPPER (CU) (UG/L) | SUSPENDED COPPER (CU) (UG/L) | DISSOLVED COPPER (CU) (UG/L) | TOTAL COPPER IN BOTTOM MATERIAL (UG/G) | DISSOLVED IRON (FE) (UG/L) | TOTAL LEAD (PB) (UG/L) | SUSPENDED LEAD (PB) (UG/L) | DISSOLVED LEAD (PB) (UG/L) | TOTAL LEAD IN BOTTOM MATERIAL (UG/G) | TOTAL MANGANESE (MN) (UG/L) |
|---|---|---|---|---|---|---|---|---|---|---|---|---|
| MAY , 1977 | | | | | | | | | | | | |
| 08... | -- | 0 | 6 | 1 | 5 | -- | 10 | 4 | 4 | 0 | -- | 40 |
| 08... | -- | 0 | 8 | 3 | 5 | -- | 40 | 2 | 0 | 2 | -- | 50 |
| 08... | -- | 0 | 6 | 4 | 2 | -- | 60 | 2 | 0 | 2 | -- | 110 |
| 08... | 10 | -- | -- | -- | -- | <10 | -- | -- | -- | -- | <10 | -- |
| 08... | <10 | -- | -- | -- | -- | <10 | -- | -- | -- | -- | <10 | -- |
| 08... | -- | 0 | 7 | 0 | 7 | -- | 20 | 2 | 0 | 2 | -- | 20 |
| 08... | -- | 0 | 3 | 0 | 3 | -- | 20 | 2 | 0 | 2 | -- | 70 |
| 08... | -- | 0 | 2 | 0 | 2 | -- | 20 | 0 | 0 | 0 | -- | 80 |

| DATE | SUSPENDED MANGANESE (MN) (UG/L) | DISSOLVED MANGANESE (MN) (UG/L) | TOTAL MANGANESE IN BOTTOM MATERIAL (UG/G) | TOTAL MERCURY (HG) (UG/L) | SUSPENDED MERCURY (HG) (UG/L) | DISSOLVED MERCURY (HG) (UG/L) | TOTAL MERCURY IN BOTTOM MATERIAL (UG/G) | TOTAL NICKEL (NI) (UG/L) | SUSPENDED NICKEL (NI) (UG/L) | DISSOLVED NICKEL (NI) (UG/L) | TOTAL NICKEL IN BOTTOM MATERIAL (UG/G) | TOTAL SELENIUM (SE) (UG/L) |
|---|---|---|---|---|---|---|---|---|---|---|---|---|
| MAY , 1977 | | | | | | | | | | | | |
| 08... | 20 | 20 | -- | .0 | .0 | .0 | -- | 3 | 3 | 0 | -- | 0 |
| 08... | 20 | 30 | -- | .0 | .0 | .0 | -- | 58 | 58 | 0 | -- | 0 |
| 08... | 30 | 80 | -- | .0 | .0 | .0 | -- | 2 | 2 | 0 | -- | 0 |
| 08... | -- | -- | 600 | -- | -- | -- | .00 | -- | -- | -- | <10 | -- |
| 08... | -- | -- | 420 | -- | -- | -- | .00 | -- | -- | -- | <10 | -- |
| 08... | 10 | 10 | -- | .0 | .0 | .0 | -- | 34 | 34 | 0 | -- | 0 |
| 08... | 40 | 30 | -- | .0 | .0 | .0 | -- | 2 | 0 | 2 | -- | 0 |
| 08... | 20 | 60 | -- | .0 | .0 | .0 | -- | 0 | 0 | 0 | -- | 0 |

| DATE | SUSPENDED SELENIUM (SE) (UG/L) | DISSOLVED SELENIUM (SE) (UG/L) | TOTAL SELENIUM IN BOTTOM MATERIAL (UG/G) | TOTAL ZINC (ZN) (UG/L) | SUSPENDED ZINC (ZN) (UG/L) | DISSOLVED ZINC (ZN) (UG/L) | TOTAL ZINC IN BOTTOM MATERIAL (UG/G) | TOTAL ORGANIC CARBON (C) (MG/L) | CYANIDE (CN) (MG/L) | TOTAL CYANIDE IN BOTTOM MATERIAL (UG/G) | OIL GREASE TOTAL RECOVERABLE (MG/L) | OIL GREASE TOTAL IN BOTTOM MATER. (MG/KG) |
|---|---|---|---|---|---|---|---|---|---|---|---|---|
| MAY , 1977 | | | | | | | | | | | | |
| 08... | 0 | 0 | -- | 30 | 10 | 20 | -- | 5.1 | .00 | -- | 2 | -- |
| 08... | 0 | 0 | -- | 240 | 210 | 30 | -- | 4.1 | .00 | -- | 0 | -- |
| 08... | 0 | 0 | -- | 50 | 10 | 40 | -- | 4.9 | .00 | -- | 1 | -- |
| 08... | -- | -- | 0 | -- | -- | -- | 40 | -- | -- | 0 | -- | 0 |
| 08... | -- | -- | 0 | -- | -- | -- | 30 | -- | -- | 0 | -- | 0 |
| 08... | 0 | 0 | -- | 40 | 30 | 10 | -- | 6.1 | .00 | -- | -- | -- |
| 08... | 0 | 0 | -- | 30 | 10 | 20 | -- | 5.6 | .00 | -- | -- | -- |
| 08... | 0 | 0 | -- | 40 | 10 | 30 | -- | 4.3 | .00 | -- | 1 | -- |

< Actual value is known to be less than the value shown.

TABLE 9.--CHEMICAL AND PHYSICAL CONSTITUENTS, GULF OF MEXICO AT SOUTHWEST PASS--Continued

285338089263401 GULF OF MEXICO WEST OF SOUTHWEST PASS CHANNEL AT MILE 21.8 (BHP), DISPOSAL AREA (SITE 1), NEAR BURRWOOD, LA--Continued

WATER QUALITY DATA

| DATE | TOTAL PCB (UG/L) | PCB IN BOTTOM MATERIAL (UG/KG) | POLYCHLORINATED NAPHTHALENES (UG/L) | PCN TOTAL IN BOTTOM MATRL DRY WT. (UG/KG) | TOTAL ALDRIN (UG/L) | ALDRIN IN BOTTOM MATERIAL (UG/KG) | TOTAL CHLORDANE (UG/L) | CHLORDANE IN BOTTOM MATERIAL (UG/KG) | TOTAL DDD (UG/L) | DDD IN BOTTOM MATERIAL (UG/KG) | TOTAL DDE (UG/L) | DDE IN BOTTOM MATERIAL (UG/KG) |
|---|---|---|---|---|---|---|---|---|---|---|---|---|
| MAY , 1977 | | | | | | | | | | | | |
| 08... | .0 | -- | .00 | -- | .000 | -- | .0 | -- | .000 | -- | .000 | -- |
| 08... | .0 | -- | .00 | -- | .000 | -- | .0 | -- | .000 | -- | .000 | -- |
| 08... | .0 | -- | .00 | -- | .000 | -- | .0 | -- | .000 | -- | .000 | -- |
| 08... | -- | 29 | -- | .0 | -- | .0 | -- | 6 | -- | 3.8 | -- | .6 |
| 08... | -- | 16 | -- | .0 | -- | .0 | -- | 9 | -- | 5.8 | -- | 1.3 |
| 08... | .0 | -- | .00 | -- | .000 | -- | .0 | -- | .000 | -- | .000 | -- |
| 08... | .0 | -- | .00 | -- | .000 | -- | .0 | -- | .000 | -- | .000 | -- |
| 08... | .0 | -- | .00 | -- | .000 | -- | .0 | -- | .000 | -- | .000 | -- |

| DATE | TOTAL DDT (UG/L) | DDT IN BOTTOM MATERIAL (UG/KG) | TOTAL DIAZINON (UG/L) | DIAZINON IN BOTTOM MATERIAL (UG/KG) | TOTAL DIELDRIN (UG/L) | DIELDRIN IN BOTTOM MATERIAL (UG/KG) | TOTAL ENDOSULFAN (UG/L) | TOTAL ENDRIN (UG/L) | ENDRIN IN BOTTOM MATERIAL (UG/KG) | TOTAL ETHION (UG/L) | ETHION IN BOTTOM MATERIAL (UG/KG) | TOTAL HEPTACHLOR (UG/L) |
|---|---|---|---|---|---|---|---|---|---|---|---|---|
| MAY , 1977 | | | | | | | | | | | | |
| 08... | .000 | -- | .00 | -- | .000 | -- | .000 | .000 | -- | .00 | -- | .000 |
| 08... | .000 | -- | .00 | -- | .000 | -- | .000 | .000 | -- | .00 | -- | .000 |
| 08... | .000 | -- | .01 | -- | .000 | -- | .000 | .000 | -- | .00 | -- | .000 |
| 08... | -- | 1.0 | -- | .0 | -- | .9 | -- | -- | .0 | -- | .0 | -- |
| 08... | -- | .8 | -- | .0 | -- | .9 | -- | -- | .0 | -- | .0 | -- |
| 08... | .000 | -- | .00 | -- | .000 | -- | .000 | .000 | -- | .00 | -- | .000 |
| 08... | .000 | -- | .00 | -- | .000 | -- | .000 | .000 | -- | .00 | -- | .000 |
| 08... | .000 | -- | .00 | -- | .000 | -- | .000 | .000 | -- | .00 | -- | .000 |

| DATE | HEPTACHLOR IN BOTTOM MATERIAL (UG/KG) | TOTAL HEPTACHLOR EPOXIDE (UG/L) | HEPTACHLOR EPOXIDE IN BOTTOM MATERIAL (UG/KG) | TOTAL LINDANE (UG/L) | LINDANE IN BOTTOM MATERIAL (UG/KG) | TOTAL MALATHION (UG/L) | MALATHION IN BOTTOM MATERIAL (UG/KG) | TOTAL METHOXYCHLOR (UG/L) | TOTAL METHYL PARATHION (UG/L) |
|---|---|---|---|---|---|---|---|---|---|
| MAY , 1977 | | | | | | | | | |
| 08... | -- | .000 | -- | .000 | -- | .00 | -- | .00 | .00 |
| 08... | -- | .000 | -- | .000 | -- | .00 | -- | .00 | .00 |
| 08... | -- | .000 | -- | .000 | -- | .00 | -- | .00 | .00 |
| 08... | .0 | -- | .0 | -- | .0 | -- | .0 | -- | -- |
| 08... | .0 | -- | .0 | -- | .0 | -- | .0 | -- | -- |
| 08... | -- | .000 | -- | .000 | -- | .00 | -- | .00 | .00 |
| 08... | -- | .000 | -- | .000 | -- | .00 | -- | .00 | .00 |
| 08... | -- | .000 | -- | .000 | -- | .00 | -- | .00 | .00 |

| DATE | METHYL PARATHION IN BOTTOM MATERIAL (UG/KG) | TOTAL METHYL TRITHION (UG/L) | METHYL TRITHION IN BOTTOM MATERIAL (UG/KG) | TOTAL MIREX (UG/L) | MIREX IN BOTTOM MATERIALS (UG/KG DRY SOLIDS) | TOTAL PARATHION (UG/L) | PARATHION IN BOTTOM MATERIAL (UG/KG) | PERTHANE TOTAL (UG/L) | TOTAL TOXAPHENE (UG/L) |
|---|---|---|---|---|---|---|---|---|---|
| MAY , 1977 | | | | | | | | | |
| 08... | -- | .00 | -- | .00 | -- | .00 | -- | .00 | 0 |
| 08... | -- | .00 | -- | .00 | -- | .00 | -- | .00 | 0 |
| 08... | -- | .00 | -- | .00 | -- | .00 | -- | .00 | 0 |
| 08... | .0 | -- | .0 | -- | .0 | -- | .0 | -- | -- |
| 08... | .0 | -- | .0 | -- | .0 | -- | .0 | -- | -- |
| 08... | -- | .00 | -- | .00 | -- | .00 | -- | .00 | 0 |
| 08... | -- | .00 | -- | .00 | -- | .00 | -- | .00 | 0 |
| 08... | -- | .00 | -- | .00 | -- | .00 | -- | .00 | 0 |

TABLE 9.--CHEMICAL AND PHYSICAL CONSTITUENTS, GULF OF MEXICO AT SOUTHWEST PASS--Continued

285338089263401 GULF OF MEXICO WEST OF SOUTHWEST PASS CHANNEL AT MILE 21.8 (BHP), DISPOSAL AREA (SITE 1), NEAR BURRWOOD, LA--Continued

WATER QUALITY DATA

| DATE | TOX-APHENE IN BOTTOM MA-TERIAL (UG/KG) | TOTAL TRI-THION (UG/L) | TRI-THION IN BOTTOM MA-TERIAL (UG/KG) | TOTAL 2,4-D (UG/L) | TOTAL 2,4,5-T (UG/L) | TOTAL SILVEX (UG/L) | CHLOR-A PHYTO-PLANK-TON CHROMO FLUOROM (UG/L) | CHLOR-B PHYTO-PLANK-TON CHROMO FLUOROM (UG/L) |
|---|---|---|---|---|---|---|---|---|
| MAY , 1977 | | | | | | | | |
| 08... | -- | .00 | -- | -- | -- | -- | 3.52 | .154 |
| 08... | -- | .00 | -- | .00 | .00 | .00 | .763 | .007 |
| 08... | -- | .00 | -- | .00 | .00 | .00 | 2.25 | .000 |
| 08... | 0 | -- | .0 | -- | -- | -- | -- | -- |
| 08... | 0 | -- | .0 | -- | -- | -- | -- | -- |
| 08... | -- | .00 | -- | .00 | .00 | .00 | 19.7 | 1.00 |
| 08... | -- | .00 | -- | .00 | .00 | .00 | 2.18 | .060 |
| 08... | -- | .00 | -- | .00 | .00 | .00 | .143 | .000 |

| DATE | TIME | BOTTOM MATERIAL PARTICLE SIZE | | | | | | | | | | | |
|---|---|---|---|---|---|---|---|---|---|---|---|---|---|
| MAY , 1977 | | DIAMETER (MM) | 1.00 | 0.50 | 0.25 | 0.125 | 0.062 | 0.031 | 0.016 | 0.008 | 0.004 | 0.002 | 0.001 |
| 08... | 0832 | % FINER BY WEIGHT | -- | -- | 99.5 | 99.0 | 96 | 81.0 | 66 | 54.5 | 44 | 38 | -- |
| 08... | 1100 | % FINER BY WEIGHT | 100 | 100 | 99.0 | 91.5 | 68 | 49.0 | 35 | 27.0 | 23 | 21 | -- |
| 08... | 1101 | % FINER BY WEIGHT | 100 | 100 | 99.0 | 93.0 | 79 | 62.5 | 49 | 39.5 | 34 | 29 | -- |

TABLE 9.--CHEMICAL AND PHYSICAL CONSTITUENTS, GULF OF MEXICO AT SOUTHWEST PASS--Continued

285338089263402 GULF OF MEXICO WEST OF SOUTHWEST PASS CHANNEL AT MILE 21.8 (BHP), DISPOSAL AREA (SITE 2), NEAR BURRWOOD, LA

WATER QUALITY DATA

| DATE | TIME | SAMPLING DEPTH (FT) | COD IN BOTTOM MATERIAL (MG/KG) | TOTAL NONFILTRABLE RESIDUE (MG/L) | LOSS ON IGNITION IN BOTTOM MATERIAL (MG/KG) | VOL. NONFILTRABLE RESIDUE (MG/L) | TOTAL AMMONIA NITROGEN IN BOTTOM MAT. (MG/KG) | TOTAL KJEL. NITROGEN IN BOTTOM MAT. (MG/KG) | TOTAL ARSENIC (AS) (UG/L) | SUSPENDED ARSENIC (AS) (UG/L) | DISSOLVED ARSENIC (AS) (UG/L) | TOTAL ARSENIC IN BOTTOM MATERIAL (UG/G) |
|---|---|---|---|---|---|---|---|---|---|---|---|---|
| MAY , 1977 | | | | | | | | | | | | |
| 08... | 1115 | -- | 17000 | -- | 35500 | -- | 15 | 1800 | -- | -- | -- | 7 |
| 08... | 1116 | -- | 13000 | -- | 19600 | -- | 4.3 | 770 | -- | -- | -- | 4 |
| 08... | 1150 | 10 | -- | 14 | -- | 0 | -- | -- | 1 | 0 | 1 | -- |
| 08... | 1151 | 20 | -- | 14 | -- | 0 | -- | -- | 1 | 0 | 1 | -- |
| 08... | 1152 | 40 | -- | 12 | -- | 0 | -- | -- | 1 | 0 | 1 | -- |

| DATE | TOTAL BERYLLIUM (BE) (UG/L) | SUSPENDED BERYLLIUM (BE) (UG/L) | DISSOLVED BERYLLIUM (BE) (UG/L) | TOTAL BERYLLIUM IN BOTTOM MATERIAL (UG/G) | TOTAL CADMIUM (CD) (UG/L) | SUSPENDED CADMIUM (CD) (UG/L) | DISSOLVED CADMIUM (CD) (UG/L) | TOTAL CADMIUM IN BOTTOM MATERIAL (UG/G) | TOTAL CHROMIUM (CR) (UG/L) | SUSPENDED CHROMIUM (CR) (UG/L) | DISSOLVED CHROMIUM (CR) (UG/L) | TOTAL CHROMIUM IN BOTTOM MATERIAL (UG/G) |
|---|---|---|---|---|---|---|---|---|---|---|---|---|
| MAY , 1977 | | | | | | | | | | | | |
| 08... | -- | -- | -- | 0 | -- | -- | -- | .51 | -- | -- | -- | <10 |
| 08... | -- | -- | -- | 0 | -- | -- | -- | .20 | -- | -- | -- | <10 |
| 08... | 0 | 0 | 0 | -- | 0 | 0 | 0 | -- | 20 | 18 | 2 | -- |
| 08... | 10 | 0 | 10 | -- | 0 | 0 | 0 | -- | 20 | 19 | 1 | -- |
| 08... | 10 | 0 | 10 | -- | 0 | 0 | 0 | -- | 50 | 50 | 0 | -- |

| DATE | HEXAVALENT CHROMIUM (CR6) (UG/L) | TOTAL COPPER (CU) (UG/L) | SUSPENDED COPPER (CU) (UG/L) | DISSOLVED COPPER (CU) (UG/L) | TOTAL COPPER IN BOTTOM MATERIAL (UG/G) | DISSOLVED IRON (FE) (UG/L) | TOTAL LEAD (PB) (UG/L) | SUSPENDED LEAD (PB) (UG/L) | DISSOLVED LEAD (PB) (UG/L) | TOTAL LEAD IN BOTTOM MATERIAL (UG/G) | TOTAL MANGANESE (MN) (UG/L) | SUSPENDED MANGANESE (MN) (UG/L) |
|---|---|---|---|---|---|---|---|---|---|---|---|---|
| MAY , 1977 | | | | | | | | | | | | |
| 08... | -- | -- | -- | -- | <10 | -- | -- | -- | -- | <10 | -- | -- |
| 08... | -- | -- | -- | -- | <10 | -- | -- | -- | -- | <10 | -- | -- |
| 08... | 0 | 24 | 18 | 6 | -- | 10 | 9 | 7 | 2 | -- | 40 | 10 |
| 08... | 0 | 5 | 1 | 4 | -- | 20 | 2 | 2 | 0 | -- | 50 | 0 |
| 08... | 0 | 5 | 0 | 5 | -- | 30 | 2 | 0 | 2 | -- | 80 | 10 |

| DATE | DISSOLVED MANGANESE (MN) (UG/L) | TOTAL MANGANESE IN BOTTOM MATERIAL (UG/G) | TOTAL MERCURY (HG) (UG/L) | SUSPENDED MERCURY (HG) (UG/L) | DISSOLVED MERCURY (HG) (UG/L) | TOTAL MERCURY IN BOTTOM MATERIAL (UG/G) | TOTAL NICKEL (NI) (UG/L) | SUSPENDED NICKEL (NI) (UG/L) | DISSOLVED NICKEL (NI) (UG/L) | TOTAL NICKEL IN BOTTOM MATERIAL (UG/G) | TOTAL SELENIUM (SE) (UG/L) | SUSPENDED SELENIUM (SE) (UG/L) |
|---|---|---|---|---|---|---|---|---|---|---|---|---|
| MAY , 1977 | | | | | | | | | | | | |
| 08... | -- | 340 | -- | -- | -- | .00 | -- | -- | -- | <10 | -- | -- |
| 08... | -- | 200 | -- | -- | -- | .00 | -- | -- | -- | <10 | -- | -- |
| 08... | 30 | -- | .0 | .0 | .0 | -- | 5 | 5 | 0 | -- | 0 | 0 |
| 08... | 50 | -- | .0 | .0 | .0 | -- | 4 | 4 | 0 | -- | 0 | 0 |
| 08... | 70 | -- | .0 | .0 | .0 | -- | 3 | 3 | 0 | -- | 0 | 0 |

| DATE | DISSOLVED SELENIUM (SE) (UG/L) | TOTAL SELENIUM IN BOTTOM MATERIAL (UG/G) | TOTAL ZINC (ZN) (UG/L) | SUSPENDED ZINC (ZN) (UG/L) | DISSOLVED ZINC (ZN) (UG/L) | TOTAL ZINC IN BOTTOM MATERIAL (UG/G) | TOTAL CYANIDE IN BOTTOM MATERIAL (UG/G) | OIL GREASE TOTAL IN BOTTOM MATER. (MG/KG) | PCB IN BOTTOM MATERIAL (UG/KG) | PCN TOTAL IN BOTTOM MATRL DRY WT. (UG/KG) | ALDRIN IN BOTTOM MATERIAL (UG/KG) | CHLORDANE IN BOTTOM MATERIAL (UG/KG) |
|---|---|---|---|---|---|---|---|---|---|---|---|---|
| MAY , 1977 | | | | | | | | | | | | |
| 08... | -- | 0 | -- | -- | -- | 30 | 0 | 0 | 130 | .0 | .0 | 0 |
| 08... | -- | 0 | -- | -- | -- | 60 | 0 | 0 | 0 | .0 | .0 | 3 |
| 08... | 0 | -- | 60 | 40 | 20 | -- | -- | -- | -- | -- | -- | -- |
| 08... | 0 | -- | 30 | 10 | 20 | -- | -- | -- | -- | -- | -- | -- |
| 08... | 0 | -- | 40 | 20 | 20 | -- | -- | -- | -- | -- | -- | -- |

< Actual value is known to be less than the value shown.

TABLE 9.--CHEMICAL AND PHYSICAL CONSTITUENTS, GULF OF MEXICO AT SOUTHWEST PASS--Continued

285338089263402 GULF OF MEXICO WEST OF SOUTHWEST PASS CHANNEL AT MILE 21.8 (BHP), DISPOSAL AREA (SITE 2), NEAR BURRWOOD, LA--Continued

WATER QUALITY DATA

| DATE | TIME | DDD IN BOTTOM MATERIAL (UG/KG) | DDE IN BOTTOM MATERIAL (UG/KG) | DDT IN BOTTOM MATERIAL (UG/KG) | DIAZINON IN BOTTOM MATERIAL (UG/KG) | DIELDRIN IN BOTTOM MATERIAL (UG/KG) | ENDRIN IN BOTTOM MATERIAL (UG/KG) | ETHION IN BOTTOM MATERIAL (UG/KG) | HEPTACHLOR IN BOTTOM MATERIAL (UG/KG) | HEPTACHLOR EPOXIDE IN BOTTOM MATERIAL (UG/KG) |
|---|---|---|---|---|---|---|---|---|---|---|
| MAY , 1977 | | | | | | | | | | |
| 08... | 1115 | 74 | 2.5 | 3.2 | .0 | 1.9 | .0 | .0 | .0 | .0 |
| 08... | 1116 | 1.8 | .0 | .0 | .0 | .0 | .0 | .0 | .0 | .0 |

| DATE | LINDANE IN BOTTOM MATERIAL (UG/KG) | MALATHION IN BOTTOM MATERIAL (UG/KG) | METHYL PARATHION IN BOTTOM MATERIAL (UG/KG) | METHYL TRITHION IN BOTTOM MATERIAL (UG/KG) | MIREX IN BOTTOM MATERIALS (UG/KG DRY SOLIDS) | PARATHION IN BOTTOM MATERIAL (UG/KG) | TOXAPHENE IN BOTTOM MATERIAL (UG/KG) | TRITHION IN BOTTOM MATERIAL (UG/KG) |
|---|---|---|---|---|---|---|---|---|
| MAY , 1977 | | | | | | | | |
| 08... | .0 | .0 | .0 | .0 | .0 | .0 | 0 | .0 |
| 08... | .0 | .0 | .0 | .0 | .0 | .0 | 0 | .0 |

BOTTOM MATERIAL PARTICLE SIZE

| DATE | TIME | DIAMETER (MM) | 1.00 | 0.50 | 0.25 | 0.125 | 0.062 | 0.031 | 0.016 | 0.008 | 0.004 | 0.002 | 0.001 |
|---|---|---|---|---|---|---|---|---|---|---|---|---|---|
| MAY , 1977 | | | | | | | | | | | | | |
| 08... | 1115 | % FINER BY WEIGHT | 100 | 100 | 99 | 88 | 49 | 28.0 | 21 | 17.5 | 15 | -- | -- |
| 08... | 1116 | % FINER BY WEIGHT | 100 | 100 | 98 | 51 | 13 | 7.5 | 6 | 5.0 | -- | -- | -- |

TABLE 9.--CHEMICAL AND PHYSICAL CONSTITUENTS, GULF OF MEXICO AT SOUTHWEST PASS--Continued

285338089263403 GULF OF MEXICO WEST OF SOUTHWEST PASS CHANNEL AT MILE 21.8 (BHP), DISPOSAL AREA (SITE 3), NEAR BURRWOOD, LA

WATER QUALITY DATA

| DATE | TIME | SAMPLING DEPTH (FT) | TOTAL NONFILTRABLE RESIDUE (MG/L) | VOL. NONFILTRABLE RESIDUE (MG/L) | TOTAL ARSENIC (AS) (UG/L) | SUSPENDED ARSENIC (AS) (UG/L) | DISSOLVED ARSENIC (AS) (UG/L) | TOTAL BERYLLIUM (BE) (UG/L) | SUSPENDED BERYLLIUM (BE) (UG/L) | DISSOLVED BERYLLIUM (BE) (UG/L) |
|---|---|---|---|---|---|---|---|---|---|---|
| MAY , 1977 | | | | | | | | | | |
| 08... | 1154 | 10 | 14 | 0 | 1 | 0 | 1 | 10 | 10 | 0 |
| 08... | 1155 | 20 | 14 | 0 | 0 | 0 | 0 | 20 | 20 | 0 |
| 08... | 1156 | 40 | 19 | 1 | 1 | 0 | 1 | 20 | 10 | 10 |
| 08... | 1354 | 10 | 11 | 0 | 1 | 1 | 0 | 10 | 0 | 10 |
| 08... | 1355 | 20 | 12 | 0 | 2 | 1 | 1 | 0 | 0 | 0 |
| 08... | 1356 | 40 | 6 | 0 | 1 | 1 | 0 | 10 | 0 | 10 |

| DATE | TOTAL CADMIUM (CD) (UG/L) | SUSPENDED CADMIUM (CD) (UG/L) | DISSOLVED CADMIUM (CD) (UG/L) | TOTAL CHROMIUM (CR) (UG/L) | SUSPENDED CHROMIUM (CR) (UG/L) | DISSOLVED CHROMIUM (CR) (UG/L) | HEXAVALENT CHROMIUM (CR6) (UG/L) | TOTAL COPPER (CU) (UG/L) | SUSPENDED COPPER (CU) (UG/L) | DISSOLVED COPPER (CU) (UG/L) |
|---|---|---|---|---|---|---|---|---|---|---|
| MAY , 1977 | | | | | | | | | | |
| 08... | 0 | 0 | 0 | <10 | <9 | 1 | 0 | 17 | 9 | 8 |
| 08... | 0 | 0 | 0 | <10 | <9 | 1 | 0 | 6 | 2 | 4 |
| 08... | 0 | 0 | 0 | 50 | 50 | 0 | 0 | 6 | 3 | 3 |
| 08... | 0 | 0 | 0 | 10 | 9 | 1 | 0 | 4 | 2 | 2 |
| 08... | 0 | 0 | 0 | 10 | 10 | 0 | 0 | 8 | 3 | 5 |
| 08... | 0 | 0 | 0 | 20 | 19 | 1 | 0 | 3 | 1 | 2 |

| DATE | DISSOLVED IRON (FE) (UG/L) | TOTAL LEAD (PB) (UG/L) | SUSPENDED LEAD (PB) (UG/L) | DISSOLVED LEAD (PB) (UG/L) | TOTAL MANGANESE (MN) (UG/L) | SUSPENDED MANGANESE (MN) (UG/L) | DISSOLVED MANGANESE (MN) (UG/L) | TOTAL MERCURY (HG) (UG/L) | SUSPENDED MERCURY (HG) (UG/L) | DISSOLVED MERCURY (HG) (UG/L) |
|---|---|---|---|---|---|---|---|---|---|---|
| MAY , 1977 | | | | | | | | | | |
| 08... | 20 | 7 | 0 | 7 | 50 | 20 | 30 | .0 | .0 | .0 |
| 08... | 20 | 6 | 3 | 3 | 50 | 0 | 50 | .0 | .0 | .0 |
| 08... | 20 | 4 | 1 | 3 | 90 | 10 | 80 | .0 | .0 | .0 |
| 08... | 20 | 3 | 3 | 0 | 70 | 50 | 20 | .2 | .0 | .2 |
| 08... | 10 | 8 | 8 | 0 | 30 | 20 | 10 | .0 | .0 | .0 |
| 08... | 20 | 40 | 24 | 16 | 70 | 20 | 50 | .0 | .0 | .0 |

| DATE | TOTAL NICKEL (NI) (UG/L) | SUSPENDED NICKEL (NI) (UG/L) | DISSOLVED NICKEL (NI) (UG/L) | TOTAL SELENIUM (SE) (UG/L) | SUSPENDED SELENIUM (SE) (UG/L) | DISSOLVED SELENIUM (SE) (UG/L) | TOTAL ZINC (ZN) (UG/L) | SUSPENDED ZINC (ZN) (UG/L) | DISSOLVED ZINC (ZN) (UG/L) |
|---|---|---|---|---|---|---|---|---|---|
| MAY , 1977 | | | | | | | | | |
| 08... | 3 | 3 | 0 | 0 | 0 | 0 | 40 | 30 | 10 |
| 08... | 4 | 4 | 0 | 0 | 0 | 0 | 30 | 10 | 20 |
| 08... | 3 | 3 | 0 | 0 | 0 | 0 | 40 | 20 | 20 |
| 08... | 2 | 2 | 0 | 0 | 0 | 0 | 30 | 10 | 20 |
| 08... | 3 | 3 | 0 | 0 | 0 | 0 | 20 | 10 | 10 |
| 08... | 7 | 7 | 0 | 0 | 0 | 0 | 40 | 20 | 20 |

< Actual value is known to be less than the value shown.

TABLE 9.--CHEMICAL AND PHYSICAL CONSTITUENTS, GULF OF MEXICO AT SOUTHWEST PASS--Continued

285338089263404 GULF OF MEXICO WEST OF SOUTHWEST PASS CHANNEL AT MILE 21.8 (BHP), DISPOSAL AREA (SITE 4), NEAR BURRWOOD, LA

WATER QUALITY DATA

| DATE | TIME | SAMPLING DEPTH (FT) | TOTAL NONFILTRABLE RESIDUE (MG/L) | VOL. NONFILTRABLE RESIDUE (MG/L) | TOTAL ARSENIC (AS) (UG/L) | SUSPENDED ARSENIC (AS) (UG/L) | DISSOLVED ARSENIC (AS) (UG/L) | TOTAL BERYLLIUM (BE) (UG/L) | SUSPENDED BERYLLIUM (BE) (UG/L) | DISSOLVED BERYLLIUM (BE) (UG/L) |
|---|---|---|---|---|---|---|---|---|---|---|
| MAY , 1977 | | | | | | | | | | |
| 08... | 1156 | 10 | 6 | 1 | 2 | 1 | 1 | 0 | 0 | 0 |
| 08... | 1157 | 20 | 16 | 1 | 1 | 0 | 1 | 20 | 10 | 10 |
| 08... | 1158 | 40 | 115 | 10 | 2 | 2 | 0 | 20 | 20 | 0 |

| DATE | TOTAL CADMIUM (CD) (UG/L) | SUSPENDED CADMIUM (CD) (UG/L) | DISSOLVED CADMIUM (CD) (UG/L) | TOTAL CHROMIUM (CR) (UG/L) | SUSPENDED CHROMIUM (CR) (UG/L) | DISSOLVED CHROMIUM (CR) (UG/L) | HEXAVALENT CHROMIUM (CR6) (UG/L) | TOTAL COPPER (CU) (UG/L) | SUSPENDED COPPER (CU) (UG/L) | DISSOLVED COPPER (CU) (UG/L) |
|---|---|---|---|---|---|---|---|---|---|---|
| MAY , 1977 | | | | | | | | | | |
| 08... | 0 | 0 | 0 | <10 | <9 | 1 | 0 | 14 | 9 | 5 |
| 08... | 0 | 0 | 0 | 20 | 20 | 0 | 0 | 5 | 0 | 5 |
| 08... | 0 | 0 | 0 | 20 | 19 | 1 | 0 | 10 | 7 | 3 |

| DATE | DISSOLVED IRON (FE) (UG/L) | TOTAL LEAD (PB) (UG/L) | SUSPENDED LEAD (PB) (UG/L) | DISSOLVED LEAD (PB) (UG/L) | TOTAL MANGANESE (MN) (UG/L) | SUSPENDED MANGANESE (MN) (UG/L) | DISSOLVED MANGANESE (MN) (UG/L) | TOTAL MERCURY (HG) (UG/L) | SUSPENDED MERCURY (HG) (UG/L) | DISSOLVED MERCURY (HG) (UG/L) |
|---|---|---|---|---|---|---|---|---|---|---|
| MAY , 1977 | | | | | | | | | | |
| 08... | 10 | 6 | 3 | 3 | 40 | 30 | 10 | .0 | .0 | .0 |
| 08... | 20 | 4 | 4 | 0 | 60 | 20 | 40 | .2 | .2 | .0 |
| 08... | 20 | 7 | 7 | 0 | 150 | 80 | 70 | .0 | .0 | .0 |

| DATE | TOTAL NICKEL (NI) (UG/L) | SUSPENDED NICKEL (NI) (UG/L) | DISSOLVED NICKEL (NI) (UG/L) | TOTAL SELENIUM (SE) (UG/L) | SUSPENDED SELENIUM (SE) (UG/L) | DISSOLVED SELENIUM (SE) (UG/L) | TOTAL ZINC (ZN) (UG/L) | SUSPENDED ZINC (ZN) (UG/L) | DISSOLVED ZINC (ZN) (UG/L) |
|---|---|---|---|---|---|---|---|---|---|
| MAY , 1977 | | | | | | | | | |
| 08... | 6 | 2 | 4 | 0 | 0 | 0 | 40 | 20 | 20 |
| 08... | 3 | 3 | 0 | 0 | 0 | 0 | 40 | 20 | 20 |
| 08... | 8 | 8 | 0 | 0 | 0 | 0 | 100 | 70 | 30 |

< Actual value is known to be less than the value shown.

TABLE 9.--CHEMICAL AND PHYSICAL CONSTITUENTS, GULF OF MEXICO AT SOUTHWEST PASS--Continued

285338089263405 GULF OF MEXICO WEST OF SOUTHWEST PASS CHANNEL AT MILE 21.8 (BHP), DISPOSAL AREA (SITE 5), NEAR BURRWOOD, LA

WATER QUALITY DATA

| DATE | TIME | SAMPLING DEPTH (FT) | TOTAL NON-FILTRABLE RESIDUE (MG/L) | VOL. NON-FILTRABLE RESIDUE (MG/L) | TOTAL ARSENIC (AS) (UG/L) | SUSPENDED ARSENIC (AS) (UG/L) | DISSOLVED ARSENIC (AS) (UG/L) | TOTAL BERYLLIUM (BE) (UG/L) | SUSPENDED BERYLLIUM (BE) (UG/L) | DISSOLVED BERYLLIUM (BE) (UG/L) |
|---|---|---|---|---|---|---|---|---|---|---|
| MAY , 1977 | | | | | | | | | | |
| 08... | 1206 | 10 | 16 | 0 | 1 | 0 | 1 | 10 | 10 | 0 |
| 08... | 1207 | 20 | 20 | 1 | 1 | 0 | 1 | 10 | 10 | 0 |
| 08... | 1208 | 40 | 16 | 0 | 1 | 0 | 1 | 20 | 10 | 10 |
| 08... | 1409 | 10 | 10 | 0 | 1 | 0 | 1 | 10 | 10 | 0 |
| 08... | 1410 | 20 | 25 | 0 | 1 | 1 | 0 | 10 | 0 | 10 |
| 08... | 1411 | 40 | 14 | 0 | 1 | 1 | 0 | 10 | 0 | 10 |

| DATE | TOTAL CADMIUM (CD) (UG/L) | SUSPENDED CADMIUM (CD) (UG/L) | DISSOLVED CADMIUM (CD) (UG/L) | TOTAL CHROMIUM (CR) (UG/L) | SUSPENDED CHROMIUM (CR) (UG/L) | DISSOLVED CHROMIUM (CR) (UG/L) | HEXAVALENT CHROMIUM (CR6) (UG/L) | TOTAL COPPER (CU) (UG/L) | SUSPENDED COPPER (CU) (UG/L) | DISSOLVED COPPER (CU) (UG/L) |
|---|---|---|---|---|---|---|---|---|---|---|
| MAY , 1977 | | | | | | | | | | |
| 08... | 0 | 0 | 0 | <10 | <10 | 0 | 0 | 7 | 4 | 3 |
| 08... | 3 | 0 | 3 | 20 | 19 | 1 | 0 | 10 | 3 | 7 |
| 08... | 0 | 0 | 0 | 10 | 10 | 0 | 0 | 8 | 5 | 3 |
| 08... | 0 | 0 | 0 | <10 | <9 | 1 | 0 | 5 | 1 | 4 |
| 08... | 0 | 0 | 0 | 20 | 20 | 0 | 0 | 4 | 1 | 3 |
| 08... | 0 | 0 | 0 | 40 | 40 | 0 | 0 | 3 | 1 | 2 |

| DATE | DISSOLVED IRON (FE) (UG/L) | TOTAL LEAD (PB) (UG/L) | SUSPENDED LEAD (PB) (UG/L) | DISSOLVED LEAD (PB) (UG/L) | TOTAL MANGANESE (MN) (UG/L) | SUSPENDED MANGANESE (MN) (UG/L) | DISSOLVED MANGANESE (MN) (UG/L) | TOTAL MERCURY (HG) (UG/L) | SUSPENDED MERCURY (HG) (UG/L) | DISSOLVED MERCURY (HG) (UG/L) |
|---|---|---|---|---|---|---|---|---|---|---|
| MAY , 1977 | | | | | | | | | | |
| 08... | 10 | 4 | 4 | 0 | 30 | 20 | 10 | .0 | .0 | .0 |
| 08... | 20 | 29 | 21 | 8 | 70 | 20 | 50 | .0 | .0 | .0 |
| 08... | 20 | 4 | 2 | 2 | 90 | 10 | 80 | .0 | .0 | .0 |
| 08... | 10 | 6 | 6 | 0 | 30 | 30 | 0 | .0 | .0 | .0 |
| 08... | 20 | 7 | 7 | 0 | 60 | 30 | 30 | .0 | .0 | .0 |
| 08... | 20 | 4 | 4 | 0 | 70 | 20 | 50 | .0 | .0 | .0 |

| DATE | TOTAL NICKEL (NI) (UG/L) | SUSPENDED NICKEL (NI) (UG/L) | DISSOLVED NICKEL (NI) (UG/L) | TOTAL SELENIUM (SE) (UG/L) | SUSPENDED SELENIUM (SE) (UG/L) | DISSOLVED SELENIUM (SE) (UG/L) | TOTAL ZINC (ZN) (UG/L) | SUSPENDED ZINC (ZN) (UG/L) | DISSOLVED ZINC (ZN) (UG/L) |
|---|---|---|---|---|---|---|---|---|---|
| MAY , 1977 | | | | | | | | | |
| 08... | 4 | 4 | 0 | 0 | 0 | 0 | 10 | 0 | 10 |
| 08... | 4 | 4 | 0 | 0 | 0 | 0 | 50 | 30 | 20 |
| 08... | 3 | 3 | 0 | 0 | 0 | 0 | 50 | 30 | 20 |
| 08... | 5 | 5 | 0 | 0 | 0 | 0 | 20 | 10 | 10 |
| 08... | 4 | 4 | 0 | 0 | 0 | 0 | 30 | 10 | 20 |
| 08... | 3 | 3 | 0 | 0 | 0 | 0 | 30 | 10 | 20 |

< Actual value is known to be less than the value shown.

TABLE 9.--CHEMICAL AND PHYSICAL CONSTITUENTS, GULF OF MEXICO AT SOUTHWEST PASS--Continued

285338089263406 GULF OF MEXICO WEST OF SOUTHWEST PASS CHANNEL AT MILE 21.8 (BHP),DISPOSAL AREA (SITE 6), NEAR BURRWOOD, LA

WATER QUALITY DATA

| DATE | TIME | SAMPLING DEPTH (FT) | TOTAL NON-FILTRABLE RESIDUE (MG/L) | VOL. NON-FILTRABLE RESIDUE (MG/L) | TOTAL ARSENIC (AS) (UG/L) | SUSPENDED ARSENIC (AS) (UG/L) | DISSOLVED ARSENIC (AS) (UG/L) | TOTAL BERYLLIUM (BE) (UG/L) | SUSPENDED BERYLLIUM (BE) (UG/L) | DISSOLVED BERYLLIUM (BE) (UG/L) |
|---|---|---|---|---|---|---|---|---|---|---|
| MAY , 1977 | | | | | | | | | | |
| 08... | 1204 | 10 | 24 | 0 | 2 | 1 | 1 | 0 | 0 | 0 |
| 08... | 1205 | 20 | 15 | 0 | 1 | 1 | 0 | 0 | 0 | 0 |
| 08... | 1206 | 40 | 112 | 11 | 1 | 0 | 1 | 10 | 0 | 10 |

| DATE | TOTAL CADMIUM (CD) (UG/L) | SUSPENDED CADMIUM (CD) (UG/L) | DISSOLVED CADMIUM (CD) (UG/L) | TOTAL CHROMIUM (CR) (UG/L) | SUSPENDED CHROMIUM (CR) (UG/L) | DISSOLVED CHROMIUM (CR) (UG/L) | HEXAVALENT CHROMIUM (CR6) (UG/L) | TOTAL COPPER (CU) (UG/L) | SUSPENDED COPPER (CU) (UG/L) | DISSOLVED COPPER (CU) (UG/L) |
|---|---|---|---|---|---|---|---|---|---|---|
| MAY , 1977 | | | | | | | | | | |
| 08... | 0 | 0 | 0 | 60 | 57 | 3 | 0 | 8 | 1 | 7 |
| 08... | 0 | 0 | 0 | 40 | 39 | 1 | 0 | 4 | 0 | 4 |
| 08... | 0 | 0 | 0 | 40 | 38 | 2 | 0 | 7 | 3 | 4 |

| DATE | DISSOLVED IRON (FE) (UG/L) | TOTAL LEAD (PB) (UG/L) | SUSPENDED LEAD (PB) (UG/L) | DISSOLVED LEAD (PB) (UG/L) | TOTAL MANGANESE (MN) (UG/L) | SUSPENDED MANGANESE (MN) (UG/L) | DISSOLVED MANGANESE (MN) (UG/L) | TOTAL MERCURY (HG) (UG/L) | SUSPENDED MERCURY (HG) (UG/L) | DISSOLVED MERCURY (HG) (UG/L) |
|---|---|---|---|---|---|---|---|---|---|---|
| MAY , 1977 | | | | | | | | | | |
| 08... | 10 | 5 | 5 | 0 | 20 | 20 | 0 | .0 | .0 | .0 |
| 08... | 20 | 0 | 0 | 0 | 40 | 20 | 20 | .0 | .0 | .0 |
| 08... | 20 | 5 | 3 | 2 | 120 | 60 | 60 | .0 | .0 | .0 |

| DATE | TOTAL NICKEL (NI) (UG/L) | SUSPENDED NICKEL (NI) (UG/L) | DISSOLVED NICKEL (NI) (UG/L) | TOTAL SELENIUM (SE) (UG/L) | SUSPENDED SELENIUM (SE) (UG/L) | DISSOLVED SELENIUM (SE) (UG/L) | TOTAL ZINC (ZN) (UG/L) | SUSPENDED ZINC (ZN) (UG/L) | DISSOLVED ZINC (ZN) (UG/L) |
|---|---|---|---|---|---|---|---|---|---|
| MAY , 1977 | | | | | | | | | |
| 08... | 4 | 4 | 0 | 0 | 0 | 0 | 30 | 10 | 20 |
| 08... | 4 | 4 | 0 | 0 | 0 | 0 | 40 | 10 | 30 |
| 08... | 6 | 6 | 0 | 0 | 0 | 0 | 60 | 30 | 30 |

TABLE 9.--CHEMICAL AND PHYSICAL CONSTITUENTS, GULF OF MEXICO AT SOUTHWEST PASS--Continued

285338089263407 GULF OF MEXICO WEST OF SOUTHWEST PASS CHANNEL AT MILE 21.8 (BHP), DISPOSAL AREA (SITE 7), NEAR BURRWOOD, LA

WATER QUALITY DATA

| DATE | TIME | SAMPLING DEPTH (FT) | TOTAL NONFILTRABLE RESIDUE (MG/L) | VOL. NONFILTRABLE RESIDUE (MG/L) | TOTAL ARSENIC (AS) (UG/L) | SUSPENDED ARSENIC (AS) (UG/L) | DISSOLVED ARSENIC (AS) (UG/L) | TOTAL BERYLLIUM (BE) (UG/L) | SUSPENDED BERYLLIUM (BE) (UG/L) | DISSOLVED BERYLLIUM (BE) (UG/L) |
|---|---|---|---|---|---|---|---|---|---|---|
| MAY ,1977 | | | | | | | | | | |
| 08... | 1207 | 10 | 11 | 0 | 2 | 1 | 1 | 0 | 0 | 0 |
| 08... | 1208 | 20 | 14 | 0 | 1 | 1 | 0 | 0 | 0 | 0 |
| 08... | 1209 | 40 | 138 | 10 | 2 | 1 | 1 | 10 | 0 | 10 |
| 08... | 1358 | 10 | 15 | 0 | 1 | 0 | 1 | 0 | 0 | 0 |
| 08... | 1359 | 20 | 32 | 1 | 1 | 0 | 1 | 10 | 10 | 0 |
| 08... | 1400 | 40 | 30 | 1 | 1 | 0 | 1 | 10 | 0 | 10 |

| DATE | TOTAL CADMIUM (CD) (UG/L) | SUSPENDED CADMIUM (CD) (UG/L) | DISSOLVED CADMIUM (CD) (UG/L) | TOTAL CHROMIUM (CR) (UG/L) | SUSPENDED CHROMIUM (CR) (UG/L) | DISSOLVED CHROMIUM (CR) (UG/L) | HEXAVALENT CHROMIUM (CR6) (UG/L) | TOTAL COPPER (CU) (UG/L) | SUSPENDED COPPER (CU) (UG/L) | DISSOLVED COPPER (CU) (UG/L) |
|---|---|---|---|---|---|---|---|---|---|---|
| MAY , 1977 | | | | | | | | | | |
| 08... | 0 | 0 | 0 | 20 | 17 | 3 | 0 | 13 | 8 | 5 |
| 08... | 0 | 0 | 0 | 20 | 20 | 0 | 0 | 5 | 2 | 3 |
| 08... | 0 | 0 | 0 | 30 | 29 | 1 | 0 | 8 | 6 | 2 |
| 08... | 0 | 0 | 0 | 30 | 28 | 2 | 0 | 6 | 1 | 5 |
| 08... | 0 | 0 | 0 | 40 | 38 | 2 | 0 | 3 | 0 | 3 |
| 08... | 0 | 0 | 0 | 40 | 39 | 1 | 0 | 2 | 0 | 2 |

| DATE | DISSOLVED IRON (FE) (UG/L) | TOTAL LEAD (PB) (UG/L) | SUSPENDED LEAD (PB) (UG/L) | DISSOLVED LEAD (PB) (UG/L) | TOTAL MANGANESE (MN) (UG/L) | SUSPENDED MANGANESE (MN) (UG/L) | DISSOLVED MANGANESE (MN) (UG/L) | TOTAL MERCURY (HG) (UG/L) | SUSPENDED MERCURY (HG) (UG/L) | DISSOLVED MERCURY (HG) (UG/L) |
|---|---|---|---|---|---|---|---|---|---|---|
| MAY , 1977 | | | | | | | | | | |
| 08... | 10 | 14 | 6 | 8 | 50 | 30 | 20 | .0 | .0 | .0 |
| 08... | 20 | 8 | 8 | 0 | 80 | 50 | 30 | .0 | .0 | .0 |
| 08... | 20 | 15 | 15 | 0 | 210 | 150 | 60 | .6 | .6 | .0 |
| 08... | 20 | 6 | 4 | 2 | 40 | 30 | 10 | .0 | .0 | .0 |
| 08... | 20 | 2 | 0 | 2 | 80 | 60 | 20 | .0 | .0 | .0 |
| 08... | 20 | 2 | 2 | 0 | 100 | 30 | 70 | .0 | .0 | .0 |

| DATE | TOTAL NICKEL (NI) (UG/L) | SUSPENDED NICKEL (NI) (UG/L) | DISSOLVED NICKEL (NI) (UG/L) | TOTAL SELENIUM (SE) (UG/L) | SUSPENDED SELENIUM (SE) (UG/L) | DISSOLVED SELENIUM (SE) (UG/L) | TOTAL ZINC (ZN) (UG/L) | SUSPENDED ZINC (ZN) (UG/L) | DISSOLVED ZINC (ZN) (UG/L) |
|---|---|---|---|---|---|---|---|---|---|
| MAY , 1977 | | | | | | | | | |
| 08... | 5 | 5 | 0 | 0 | 0 | 0 | 40 | 30 | 10 |
| 08... | 2 | 2 | 0 | 0 | 0 | 0 | 40 | 20 | 20 |
| 08... | 8 | 8 | 0 | 0 | 0 | 0 | 60 | 30 | 30 |
| 08... | 3 | 3 | 0 | 0 | 0 | 0 | 30 | 10 | 20 |
| 08... | 6 | 6 | 0 | 0 | 0 | 0 | 30 | 0 | 30 |
| 08... | 2 | 2 | 0 | 0 | 0 | 0 | 40 | 10 | 30 |

TABLE 9.--CHEMICAL AND PHYSICAL CONSTITUENTS, GULF OF MEXICO AT SOUTHWEST PASS--Continued

285338089263408 GULF OF MEXICO WEST OF SOUTHWEST PASS CHANNEL AT MILE 21.8 (BHP), DISPOSAL AREA (SITE 8), NEAR BURRWOOD, LA

WATER QUALITY DATA

| DATE | TIME | SAMPLING DEPTH (FT) | TOTAL NONFILTRABLE RESIDUE (MG/L) | VOL. NONFILTRABLE RESIDUE (MG/L) | TOTAL ARSENIC (AS) (UG/L) | SUSPENDED ARSENIC (AS) (UG/L) | DISSOLVED ARSENIC (AS) (UG/L) | TOTAL BERYLLIUM (BE) (UG/L) | SUSPENDED BERYLLIUM (BE) (UG/L) | DISSOLVED BERYLLIUM (BE) (UG/L) |
|---|---|---|---|---|---|---|---|---|---|---|
| MAY , 1977 | | | | | | | | | | |
| 08... | 1200 | 10 | 17 | 0 | 1 | 1 | 0 | 10 | 10 | 0 |
| 08... | 1201 | 20 | 38 | 0 | 1 | 1 | 0 | 0 | 0 | 0 |
| 08... | 1202 | 40 | 16 | 0 | 1 | 1 | 0 | 10 | 10 | 0 |

| DATE | TOTAL CADMIUM (CD) (UG/L) | SUSPENDED CADMIUM (CD) (UG/L) | DISSOLVED CADMIUM (CD) (UG/L) | TOTAL CHROMIUM (CR) (UG/L) | SUSPENDED CHROMIUM (CR) (UG/L) | DISSOLVED CHROMIUM (CR) (UG/L) | HEXAVALENT CHROMIUM (CR6) (UG/L) | TOTAL COPPER (CU) (UG/L) | SUSPENDED COPPER (CU) (UG/L) | DISSOLVED COPPER (CU) (UG/L) |
|---|---|---|---|---|---|---|---|---|---|---|
| MAY , 1977 | | | | | | | | | | |
| 08... | 0 | 0 | 0 | 10 | 9 | 1 | 0 | 10 | 5 | 5 |
| 08... | 0 | 0 | 0 | 20 | 19 | 1 | 0 | 5 | 2 | 3 |
| 08... | 0 | 0 | 0 | 10 | 8 | 2 | 0 | 3 | 0 | 3 |

| DATE | DISSOLVED IRON (FE) (UG/L) | TOTAL LEAD (PB) (UG/L) | SUSPENDED LEAD (PB) (UG/L) | DISSOLVED LEAD (PB) (UG/L) | TOTAL MANGANESE (MN) (UG/L) | SUSPENDED MANGANESE (MN) (UG/L) | DISSOLVED MANGANESE (MN) (UG/L) | TOTAL MERCURY (HG) (UG/L) | SUSPENDED MERCURY (HG) (UG/L) | DISSOLVED MERCURY (HG) (UG/L) |
|---|---|---|---|---|---|---|---|---|---|---|
| MAY , 1977 | | | | | | | | | | |
| 08... | 10 | 14 | 14 | 0 | 40 | 30 | 10 | .0 | .0 | .0 |
| 08... | 20 | 10 | 10 | 0 | 100 | 60 | 40 | .0 | .0 | .0 |
| 08... | 20 | 10 | 6 | 4 | 100 | 50 | 50 | .0 | .0 | .0 |

| DATE | TOTAL NICKEL (NI) (UG/L) | SUSPENDED NICKEL (NI) (UG/L) | DISSOLVED NICKEL (NI) (UG/L) | TOTAL SELENIUM (SE) (UG/L) | SUSPENDED SELENIUM (SE) (UG/L) | DISSOLVED SELENIUM (SE) (UG/L) | TOTAL ZINC (ZN) (UG/L) | SUSPENDED ZINC (ZN) (UG/L) | DISSOLVED ZINC (ZN) (UG/L) |
|---|---|---|---|---|---|---|---|---|---|
| MAY , 1977 | | | | | | | | | |
| 08... | 4 | 4 | 0 | 0 | 0 | 0 | 40 | 20 | 20 |
| 08... | 6 | 6 | 0 | 0 | 0 | 0 | 40 | 20 | 20 |
| 08... | 5 | 5 | 0 | 0 | 0 | 0 | 40 | 20 | 20 |

TABLE 9.--CHEMICAL AND PHYSICAL CONSTITUENTS, GULF OF MEXICO AT SOUTHWEST PASS--Continued

285338089263409 GULF OF MEXICO WEST OF SOUTHWEST PASS CHANNEL AT MILE 21.8 (BHP), DISPOSAL AREA (SITE 9), NEAR BURRWOOD, LA

WATER QUALITY DATA

| DATE | TIME | SAMPLING DEPTH (FT) | TOTAL NONFILTRABLE RESIDUE (MG/L) | VOL. NONFILTRABLE RESIDUE (MG/L) | TOTAL ARSENIC (AS) (UG/L) | SUSPENDED ARSENIC (AS) (UG/L) | DISSOLVED ARSENIC (AS) (UG/L) | TOTAL BERYLLIUM (BE) (UG/L) | SUSPENDED BERYLLIUM (BE) (UG/L) | DISSOLVED BERYLLIUM (BE) (UG/L) |
|---|---|---|---|---|---|---|---|---|---|---|
| MAY , 1977 | | | | | | | | | | |
| 08... | 1158 | 10 | 13 | 0 | 2 | 0 | 2 | 0 | 0 | 0 |
| 08... | 1159 | 20 | 26 | 0 | 1 | 0 | 1 | 10 | 0 | 10 |
| 08... | 1200 | 40 | 18 | 0 | 1 | 0 | 1 | 10 | 0 | 10 |
| 08... | 1400 | 10 | 18 | 0 | 2 | 1 | 1 | 10 | 10 | 0 |
| 08... | 1401 | 20 | 25 | 0 | 1 | 0 | 1 | 10 | 0 | 10 |
| 08... | 1402 | 40 | 15 | 0 | 1 | 0 | 1 | 10 | 0 | 10 |

| DATE | TOTAL CADMIUM (CD) (UG/L) | SUSPENDED CADMIUM (CD) (UG/L) | DISSOLVED CADMIUM (CD) (UG/L) | TOTAL CHROMIUM (CR) (UG/L) | SUSPENDED CHROMIUM (CR) (UG/L) | DISSOLVED CHROMIUM (CR) (UG/L) | HEXAVALENT CHROMIUM (CR6) (UG/L) | TOTAL COPPER (CU) (UG/L) | SUSPENDED COPPER (CU) (UG/L) | DISSOLVED COPPER (CU) (UG/L) |
|---|---|---|---|---|---|---|---|---|---|---|
| MAY , 1977 | | | | | | | | | | |
| 08... | 0 | 0 | 0 | 30 | 29 | 1 | 0 | 14 | 8 | 6 |
| 08... | 0 | 0 | 0 | 30 | 30 | 0 | 0 | 5 | 2 | 3 |
| 08... | 0 | 0 | 0 | 40 | 39 | 1 | 0 | 3 | 0 | 3 |
| 08... | 0 | 0 | 0 | 20 | 18 | 2 | 0 | 8 | 3 | 5 |
| 08... | 0 | 0 | 0 | 10 | 8 | 2 | 0 | 4 | 1 | 3 |
| 08... | 0 | 0 | 0 | 20 | 17 | 3 | 0 | 3 | 1 | 2 |

| DATE | DISSOLVED IRON (FE) (UG/L) | TOTAL LEAD (PB) (UG/L) | SUSPENDED LEAD (PB) (UG/L) | DISSOLVED LEAD (PB) (UG/L) | TOTAL MANGANESE (MN) (UG/L) | SUSPENDED MANGANESE (MN) (UG/L) | DISSOLVED MANGANESE (MN) (UG/L) | TOTAL MERCURY (HG) (UG/L) | SUSPENDED MERCURY (HG) (UG/L) | DISSOLVED MERCURY (HG) (UG/L) |
|---|---|---|---|---|---|---|---|---|---|---|
| MAY , 1977 | | | | | | | | | | |
| 08... | 10 | 3 | 3 | 0 | 20 | 10 | 10 | .0 | .0 | .0 |
| 08... | 20 | 3 | 3 | 0 | 70 | 40 | 30 | .0 | .0 | .0 |
| 08... | 20 | 0 | 0 | 0 | 120 | 30 | 90 | .0 | .0 | .0 |
| 08... | 10 | 4 | -- | -- | 50 | 40 | 10 | .0 | .0 | .0 |
| 08... | 20 | 4 | 2 | 2 | 80 | 50 | 30 | .0 | .0 | .0 |
| 08... | 20 | 7 | 0 | 7 | 110 | 40 | 70 | .0 | .0 | .0 |

| DATE | TOTAL NICKEL (NI) (UG/L) | SUSPENDED NICKEL (NI) (UG/L) | DISSOLVED NICKEL (NI) (UG/L) | TOTAL SELENIUM (SE) (UG/L) | SUSPENDED SELENIUM (SE) (UG/L) | DISSOLVED SELENIUM (SE) (UG/L) | TOTAL ZINC (ZN) (UG/L) | SUSPENDED ZINC (ZN) (UG/L) | DISSOLVED ZINC (ZN) (UG/L) |
|---|---|---|---|---|---|---|---|---|---|
| MAY , 1977 | | | | | | | | | |
| 08... | 5 | 5 | 0 | 0 | 0 | 0 | 40 | 30 | 10 |
| 08... | 3 | 3 | 0 | 0 | 0 | 0 | 40 | 20 | 20 |
| 08... | 2 | 2 | 0 | 0 | 0 | 0 | 40 | 20 | 20 |
| 08... | 4 | 4 | 0 | 0 | 0 | 0 | 90 | 50 | 40 |
| 08... | 4 | 4 | 0 | 0 | 0 | 0 | 70 | 30 | 40 |
| 08... | 2 | 2 | 0 | 0 | 0 | 0 | 40 | 0 | 40 |

TABLE 9.--CHEMICAL AND PHYSICAL CONSTITUENTS, GULF OF MEXICO AT SOUTHWEST PASS--Continued

285338089263410 GULF OF MEXICO WEST OF SOUTHWEST PASS CHANNEL AT MILE 21.8 (BHP), DISPOSAL AREA (SITE 10), NEAR BURRWOOD, LA

WATER QUALITY DATA

| DATE | TIME | SAMPLING DEPTH (FT) | TOTAL NONFILTRABLE RESIDUE (MG/L) | VOL. NONFILTRABLE RESIDUE (MG/L) | TOTAL ARSENIC (AS) (UG/L) | SUSPENDED ARSENIC (AS) (UG/L) | DISSOLVED ARSENIC (AS) (UG/L) | TOTAL BERYLLIUM (BE) (UG/L) | SUSPENDED BERYLLIUM (BE) (UG/L) | DISSOLVED BERYLLIUM (BE) (UG/L) |
|---|---|---|---|---|---|---|---|---|---|---|
| MAY , 1977 | | | | | | | | | | |
| 08... | 1237 | 10 | 13 | 0 | 1 | 0 | 1 | 0 | 0 | 0 |
| 08... | 1238 | 20 | 23 | 0 | 1 | 0 | 1 | 10 | 0 | 10 |
| 08... | 1239 | 40 | 54 | 0 | 1 | 0 | 1 | 10 | 0 | 10 |
| 08... | 1407 | 10 | 26 | 1 | 1 | 0 | 1 | 10 | 0 | 10 |
| 08... | 1408 | 20 | 40 | 4 | 1 | 0 | 1 | 10 | 0 | 10 |
| 08... | 1409 | 40 | 22 | 0 | 0 | 0 | 0 | 10 | 0 | 10 |

| DATE | TOTAL CADMIUM (CD) (UG/L) | SUSPENDED CADMIUM (CD) (UG/L) | DISSOLVED CADMIUM (CD) (UG/L) | TOTAL CHROMIUM (CR) (UG/L) | SUSPENDED CHROMIUM (CR) (UG/L) | DISSOLVED CHROMIUM (CR) (UG/L) | HEXAVALENT CHROMIUM (CR6) (UG/L) | TOTAL COPPER (CU) (UG/L) | SUSPENDED COPPER (CU) (UG/L) | DISSOLVED COPPER (CU) (UG/L) |
|---|---|---|---|---|---|---|---|---|---|---|
| MAY , 1977 | | | | | | | | | | |
| 08... | 0 | 0 | 0 | <10 | <9 | 1 | 0 | 3 | 1 | 2 |
| 08... | 0 | 0 | 0 | 10 | 9 | 1 | 0 | 2 | 0 | 2 |
| 08... | 0 | 0 | 0 | 20 | 19 | 1 | 0 | 2 | 2 | 0 |
| 08... | 0 | 0 | 0 | 10 | 10 | 0 | 0 | 7 | 0 | 7 |
| 08... | 0 | 0 | 0 | <10 | <10 | 0 | 0 | 3 | 0 | 3 |
| 08... | 0 | 0 | 0 | 10 | 10 | 0 | 0 | 2 | 0 | 2 |

| DATE | DISSOLVED IRON (FE) (UG/L) | TOTAL LEAD (PB) (UG/L) | SUSPENDED LEAD (PB) (UG/L) | DISSOLVED LEAD (PB) (UG/L) | TOTAL MANGANESE (MN) (UG/L) | SUSPENDED MANGANESE (MN) (UG/L) | DISSOLVED MANGANESE (MN) (UG/L) | TOTAL MERCURY (HG) (UG/L) | SUSPENDED MERCURY (HG) (UG/L) | DISSOLVED MERCURY (HG) (UG/L) |
|---|---|---|---|---|---|---|---|---|---|---|
| MAY , 1977 | | | | | | | | | | |
| 08... | 20 | 2 | 2 | 0 | 30 | 20 | 10 | .0 | .0 | .0 |
| 08... | 20 | 2 | 2 | 0 | 70 | 30 | 40 | .0 | .0 | .0 |
| 08... | 20 | 2 | 2 | 0 | 140 | 50 | 90 | .0 | .0 | .0 |
| 08... | 20 | 4 | 2 | 2 | 50 | 30 | 20 | .0 | .0 | .0 |
| 08... | 20 | 4 | 2 | 2 | 80 | 40 | 40 | .0 | .0 | .0 |
| 08... | 30 | 2 | 2 | 0 | 80 | 0 | 80 | .0 | .0 | .0 |

| DATE | TOTAL NICKEL (NI) (UG/L) | SUSPENDED NICKEL (NI) (UG/L) | DISSOLVED NICKEL (NI) (UG/L) | TOTAL SELENIUM (SE) (UG/L) | SUSPENDED SELENIUM (SE) (UG/L) | DISSOLVED SELENIUM (SE) (UG/L) | TOTAL ZINC (ZN) (UG/L) | SUSPENDED ZINC (ZN) (UG/L) | DISSOLVED ZINC (ZN) (UG/L) |
|---|---|---|---|---|---|---|---|---|---|
| MAY , 1977 | | | | | | | | | |
| 08... | 5 | 5 | 0 | 0 | 0 | 0 | 10 | 0 | 10 |
| 08... | 4 | 4 | 0 | 0 | 0 | 0 | 30 | 10 | 20 |
| 08... | 6 | 6 | 0 | 0 | 0 | 0 | 40 | 20 | 20 |
| 08... | 5 | 0 | 5 | 0 | 0 | 0 | 20 | 10 | 10 |
| 08... | 4 | 4 | 0 | 0 | 0 | 0 | 30 | 10 | 20 |
| 08... | 3 | 3 | 0 | 0 | 0 | 0 | 40 | 20 | 20 |

< Actual value is known to be less than the value shown.

TABLE 9.--CHEMICAL AND PHYSICAL CONSTITUENTS, GULF OF MEXICO AT SOUTHWEST PASS--Continued

285338089263411 GULF OF MEXICO WEST OF SOUTHWEST PASS CHANNEL AT MILE 21.8 (BHP), DISPOSAL AREA (SITE 11), NEAR BURRWOOD, LA

WATER QUALITY DATA

| DATE | TIME | SAMPLING DEPTH (FT) | TOTAL NON-FILTRABLE RESIDUE (MG/L) | VOL. NON-FILTRABLE RESIDUE (MG/L) | TOTAL ARSENIC (AS) (UG/L) | SUSPENDED ARSENIC (AS) (UG/L) | DISSOLVED ARSENIC (AS) (UG/L) | TOTAL BERYLLIUM (BE) (UG/L) | SUSPENDED BERYLLIUM (BE) (UG/L) | DISSOLVED BERYLLIUM (BE) (UG/L) |
|---|---|---|---|---|---|---|---|---|---|---|
| MAY , 1977 | | | | | | | | | | |
| 08... | 1208 | 10 | 12 | 0 | 2 | 0 | 2 | 0 | 0 | 0 |
| 08... | 1209 | 20 | 36 | 0 | 1 | 0 | 1 | 10 | 0 | 10 |
| 08... | 1210 | 40 | 20 | 0 | 1 | 0 | 1 | 10 | 0 | 10 |

| DATE | TOTAL CADMIUM (CD) (UG/L) | SUSPENDED CADMIUM (CD) (UG/L) | DISSOLVED CADMIUM (CD) (UG/L) | TOTAL CHROMIUM (CR) (UG/L) | SUSPENDED CHROMIUM (CR) (UG/L) | DISSOLVED CHROMIUM (CR) (UG/L) | HEXAVALENT CHROMIUM (CR6) (UG/L) | TOTAL COPPER (CU) (UG/L) | SUSPENDED COPPER (CU) (UG/L) | DISSOLVED COPPER (CU) (UG/L) |
|---|---|---|---|---|---|---|---|---|---|---|
| MAY , 1977 | | | | | | | | | | |
| 08... | 0 | 0 | 0 | <10 | <7 | 3 | 0 | 6 | 1 | 5 |
| 08... | 0 | 0 | 0 | 30 | 27 | 3 | 0 | 4 | 0 | 4 |
| 08... | 0 | 0 | 0 | 40 | 38 | 2 | 0 | 4 | 0 | 4 |

| DATE | DISSOLVED IRON (FE) (UG/L) | TOTAL LEAD (PB) (UG/L) | SUSPENDED LEAD (PB) (UG/L) | DISSOLVED LEAD (PB) (UG/L) | TOTAL MANGANESE (MN) (UG/L) | SUSPENDED MANGANESE (MN) (UG/L) | DISSOLVED MANGANESE (MN) (UG/L) | TOTAL MERCURY (HG) (UG/L) | SUSPENDED MERCURY (HG) (UG/L) | DISSOLVED MERCURY (HG) (UG/L) |
|---|---|---|---|---|---|---|---|---|---|---|
| MAY , 1977 | | | | | | | | | | |
| 08... | 10 | 2 | 2 | 0 | 40 | 30 | 10 | .2 | .2 | .0 |
| 08... | 20 | 3 | 0 | 3 | 70 | 40 | 30 | .0 | .0 | .0 |
| 08... | 20 | 4 | 4 | 0 | 60 | 40 | 20 | .0 | .0 | .0 |

| DATE | TOTAL NICKEL (NI) (UG/L) | SUSPENDED NICKEL (NI) (UG/L) | DISSOLVED NICKEL (NI) (UG/L) | TOTAL SELENIUM (SE) (UG/L) | SUSPENDED SELENIUM (SE) (UG/L) | DISSOLVED SELENIUM (SE) (UG/L) | TOTAL ZINC (ZN) (UG/L) | SUSPENDED ZINC (ZN) (UG/L) | DISSOLVED ZINC (ZN) (UG/L) |
|---|---|---|---|---|---|---|---|---|---|
| MAY , 1977 | | | | | | | | | |
| 08... | 3 | 3 | 0 | 0 | 0 | 0 | 20 | 0 | 20 |
| 08... | 3 | 3 | 0 | 0 | 0 | 0 | 30 | 10 | 20 |
| 08... | 4 | 4 | 0 | 0 | 0 | 0 | 30 | 10 | 20 |

< Actual value is known to be less than the value shown.

TABLE 9.--CHEMICAL AND PHYSICAL CONSTITUENTS, GULF OF MEXICO AT SOUTHWEST PASS--Continued

285338089263412 GULF OF MEXICO WEST OF SOUTHWEST PASS CHANNEL AT MILE 21.8 (BHP), DISPOSAL AREA (SITE 12), NEAR BURRWOOD, LA

WATER QUALITY DATA

| DATE | TIME | SAMPLING DEPTH (FT) | TOTAL NON-FILTRABLE RESIDUE (MG/L) | VOL. NON-FILTRABLE RESIDUE (MG/L) | TOTAL ARSENIC (AS) (UG/L) | SUSPENDED ARSENIC (AS) (UG/L) | DISSOLVED ARSENIC (AS) (UG/L) | TOTAL BERYLLIUM (BE) (UG/L) | SUSPENDED BERYLLIUM (BE) (UG/L) | DISSOLVED BERYLLIUM (BE) (UG/L) |
|---|---|---|---|---|---|---|---|---|---|---|
| MAY , 1977 | | | | | | | | | | |
| 08... | 1212 | 10 | 10 | 0 | 1 | 0 | 1 | 0 | 0 | 0 |
| 08... | 1213 | 20 | 17 | 0 | 0 | 0 | 0 | 10 | 10 | 0 |
| 08... | 1214 | 40 | 36 | 0 | 0 | 0 | 0 | 10 | 0 | 10 |
| 08... | 1405 | 10 | 13 | 1 | 1 | 0 | 1 | 10 | 0 | 10 |
| 08... | 1406 | 20 | 37 | 3 | 1 | 1 | 0 | 10 | 0 | 10 |
| 08... | 1407 | 40 | 16 | 0 | 0 | 0 | 0 | 20 | 10 | 10 |

| DATE | TOTAL CADMIUM (CD) (UG/L) | SUSPENDED CADMIUM (CD) (UG/L) | DISSOLVED CADMIUM (CD) (UG/L) | TOTAL CHROMIUM (CR) (UG/L) | SUSPENDED CHROMIUM (CR) (UG/L) | DISSOLVED CHROMIUM (CR) (UG/L) | HEXAVALENT CHROMIUM (CR6) (UG/L) | TOTAL COPPER (CU) (UG/L) | SUSPENDED COPPER (CU) (UG/L) | DISSOLVED COPPER (CU) (UG/L) |
|---|---|---|---|---|---|---|---|---|---|---|
| MAY , 1977 | | | | | | | | | | |
| 08... | 0 | 0 | 0 | 40 | 39 | 1 | 0 | 8 | 4 | 4 |
| 08... | 0 | 0 | 0 | 30 | 30 | 0 | 0 | 4 | 1 | 3 |
| 08... | 0 | 0 | 0 | 40 | 40 | 0 | 0 | 3 | 1 | 2 |
| 08... | 0 | 0 | 0 | <10 | <10 | 0 | 0 | 5 | 3 | 2 |
| 08... | 0 | 0 | 0 | <10 | <10 | 0 | 0 | 4 | 2 | 2 |
| 08... | 0 | 0 | 0 | 10 | 9 | 1 | 0 | 2 | 0 | 2 |

| DATE | DISSOLVED IRON (FE) (UG/L) | TOTAL LEAD (PB) (UG/L) | SUSPENDED LEAD (PB) (UG/L) | DISSOLVED LEAD (PB) (UG/L) | TOTAL MANGANESE (MN) (UG/L) | SUSPENDED MANGANESE (MN) (UG/L) | DISSOLVED MANGANESE (MN) (UG/L) | TOTAL MERCURY (HG) (UG/L) | SUSPENDED MERCURY (HG) (UG/L) | DISSOLVED MERCURY (HG) (UG/L) |
|---|---|---|---|---|---|---|---|---|---|---|
| MAY , 1977 | | | | | | | | | | |
| 08... | 10 | 6 | 6 | 0 | 30 | 20 | 10 | .0 | .0 | .0 |
| 08... | 20 | 3 | 3 | 0 | 50 | 0 | 50 | .0 | .0 | .0 |
| 08... | 20 | 3 | 3 | 0 | 120 | 30 | 90 | .0 | .0 | .0 |
| 08... | 10 | 3 | 3 | 0 | 50 | 30 | 20 | .0 | .0 | .0 |
| 08... | 20 | 4 | 4 | 0 | 70 | 30 | 40 | .0 | .0 | .0 |
| 08... | 20 | 2 | 0 | 2 | 100 | 10 | 90 | .0 | .0 | .0 |

| DATE | TOTAL NICKEL (NI) (UG/L) | SUSPENDED NICKEL (NI) (UG/L) | DISSOLVED NICKEL (NI) (UG/L) | TOTAL SELENIUM (SE) (UG/L) | SUSPENDED SELENIUM (SE) (UG/L) | DISSOLVED SELENIUM (SE) (UG/L) | TOTAL ZINC (ZN) (UG/L) | SUSPENDED ZINC (ZN) (UG/L) | DISSOLVED ZINC (ZN) (UG/L) |
|---|---|---|---|---|---|---|---|---|---|
| MAY , 1977 | | | | | | | | | |
| 08... | 5 | 5 | 0 | 0 | 0 | 0 | 20 | 10 | 10 |
| 08... | 4 | 4 | 0 | 0 | 0 | 0 | 40 | 20 | 20 |
| 08... | 3 | 3 | 0 | 0 | 0 | 0 | 50 | 30 | 20 |
| 08... | 8 | 8 | 0 | 0 | 0 | 0 | 20 | 10 | 10 |
| 08... | 5 | 5 | 0 | 0 | 0 | 0 | 30 | 20 | 10 |
| 08... | 5 | 2 | 3 | 0 | 0 | 0 | 30 | 10 | 20 |

< Actual value is known to be less than the value shown.

TABLE 9.--CHEMICAL AND PHYSICAL CONSTITUENTS, GULF OF MEXICO AT SOUTHWEST PASS--Continued

285338089263413 GULF OF MEXICO WEST OF SOUTHWEST PASS CHANNEL AT MILE 21.8 (BHP), DISPOSAL AREA (SITE 13), NEAR BURRWOOD, LA

WATER QUALITY DATA

| DATE | TIME | SAMPLING DEPTH (FT) | TOTAL NONFILTRABLE RESIDUE (MG/L) | VOL. NONFILTRABLE RESIDUE (MG/L) | TOTAL ARSENIC (AS) (UG/L) | SUSPENDED ARSENIC (AS) (UG/L) | DISSOLVED ARSENIC (AS) (UG/L) | TOTAL BERYLLIUM (BE) (UG/L) | SUSPENDED BERYLLIUM (BE) (UG/L) | DISSOLVED BERYLLIUM (BE) (UG/L) |
|---|---|---|---|---|---|---|---|---|---|---|
| MAY , 1977 | | | | | | | | | | |
| 08... | 1214 | 10 | 13 | 0 | 2 | 1 | 1 | 0 | 0 | 0 |
| 08... | 1215 | 20 | 30 | 0 | 1 | 0 | 1 | 10 | 0 | 10 |
| 08... | 1216 | 40 | 35 | 0 | 1 | 0 | 1 | 10 | 0 | 10 |

| DATE | TOTAL CADMIUM (CD) (UG/L) | SUSPENDED CADMIUM (CD) (UG/L) | DISSOLVED CADMIUM (CD) (UG/L) | TOTAL CHROMIUM (CR) (UG/L) | SUSPENDED CHROMIUM (CR) (UG/L) | DISSOLVED CHROMIUM (CR) (UG/L) | HEXAVALENT CHROMIUM (CR6) (UG/L) | TOTAL COPPER (CU) (UG/L) | SUSPENDED COPPER (CU) (UG/L) | DISSOLVED COPPER (CU) (UG/L) |
|---|---|---|---|---|---|---|---|---|---|---|
| MAY , 1977 | | | | | | | | | | |
| 08... | 0 | 0 | 0 | 10 | 10 | 0 | 0 | 4 | 1 | 3 |
| 08... | 0 | 0 | 0 | 40 | 40 | 0 | 0 | 4 | 1 | 3 |
| 08... | 0 | 0 | 0 | 60 | 58 | 2 | 0 | 5 | 2 | 3 |

| DATE | DISSOLVED IRON (FE) (UG/L) | TOTAL LEAD (PB) (UG/L) | SUSPENDED LEAD (PB) (UG/L) | DISSOLVED LEAD (PB) (UG/L) | TOTAL MANGANESE (MN) (UG/L) | SUSPENDED MANGANESE (MN) (UG/L) | DISSOLVED MANGANESE (MN) (UG/L) | TOTAL MERCURY (HG) (UG/L) | SUSPENDED MERCURY (HG) (UG/L) | DISSOLVED MERCURY (HG) (UG/L) |
|---|---|---|---|---|---|---|---|---|---|---|
| MAY , 1977 | | | | | | | | | | |
| 08... | 10 | 0 | 0 | 0 | 30 | 20 | 10 | .0 | .0 | .0 |
| 08... | 20 | 3 | 1 | 2 | 30 | 0 | 30 | .2 | .2 | .0 |
| 08... | 20 | 2 | 0 | 2 | 100 | 40 | 60 | .3 | .3 | .0 |

| DATE | TOTAL NICKEL (NI) (UG/L) | SUSPENDED NICKEL (NI) (UG/L) | DISSOLVED NICKEL (NI) (UG/L) | TOTAL SELENIUM (SE) (UG/L) | SUSPENDED SELENIUM (SE) (UG/L) | DISSOLVED SELENIUM (SE) (UG/L) | TOTAL ZINC (ZN) (UG/L) | SUSPENDED ZINC (ZN) (UG/L) | DISSOLVED ZINC (ZN) (UG/L) |
|---|---|---|---|---|---|---|---|---|---|
| MAY , 1977 | | | | | | | | | |
| 08... | 6 | 6 | 0 | 0 | 0 | 0 | 10 | 0 | 10 |
| 08... | 2 | 2 | 0 | 0 | 0 | 0 | 40 | 20 | 20 |
| 08... | 3 | 3 | 0 | 0 | 0 | 0 | 50 | 20 | 30 |

TABLE 9.--CHEMICAL AND PHYSICAL CONSTITUENTS, GULF OF MEXICO AT SOUTHWEST PASS--Continued

285338089263414 GULF OF MEXICO WEST OF SOUTHWEST PASS CHANNEL AT MILE 21.8 (BHP), DISPOSAL AREA (SITE 14), NEAR BURRWOOD, LA

WATER QUALITY DATA

| DATE | TIME | SAMPLING DEPTH (FT) | TOTAL NONFILTRABLE RESIDUE (MG/L) | VOL. NONFILTRABLE RESIDUE (MG/L) | TOTAL ARSENIC (AS) (UG/L) | SUSPENDED ARSENIC (AS) (UG/L) | DISSOLVED ARSENIC (AS) (UG/L) | TOTAL BERYLLIUM (BE) (UG/L) | SUSPENDED BERYLLIUM (BE) (UG/L) | DISSOLVED BERYLLIUM (BE) (UG/L) |
|---|---|---|---|---|---|---|---|---|---|---|
| MAY , 1977 | | | | | | | | | | |
| 08... | 1217 | 10 | 12 | 0 | 2 | 1 | 1 | 10 | 0 | 10 |
| 08... | 1218 | 20 | 21 | 0 | 1 | 0 | 1 | 10 | 0 | 10 |
| 08... | 1219 | 40 | 61 | 3 | 1 | 0 | 1 | 10 | 0 | 10 |
| 08... | 1403 | 10 | 14 | 0 | 1 | 0 | 1 | 0 | 0 | 0 |
| 08... | 1404 | 20 | 25 | 0 | 1 | 0 | 1 | 10 | 10 | 0 |
| 08... | 1405 | 40 | 28 | 1 | 1 | 0 | 1 | 10 | 10 | 0 |

| DATE | TOTAL CADMIUM (CD) (UG/L) | SUSPENDED CADMIUM (CD) (UG/L) | DISSOLVED CADMIUM (CD) (UG/L) | TOTAL CHROMIUM (CR) (UG/L) | SUSPENDED CHROMIUM (CR) (UG/L) | DISSOLVED CHROMIUM (CR) (UG/L) | HEXAVALENT CHROMIUM (CR6) (UG/L) | TOTAL COPPER (CU) (UG/L) | SUSPENDED COPPER (CU) (UG/L) | DISSOLVED COPPER (CU) (UG/L) |
|---|---|---|---|---|---|---|---|---|---|---|
| MAY , 1977 | | | | | | | | | | |
| 08... | 0 | 0 | 0 | 10 | 7 | 3 | 0 | 11 | 6 | 5 |
| 08... | 0 | 0 | 0 | 20 | 16 | 4 | 0 | 3 | 0 | 3 |
| 08... | 0 | 0 | 0 | 30 | 28 | 2 | 0 | 3 | 0 | 3 |
| 08... | 0 | 0 | 0 | 20 | 19 | 1 | 0 | 6 | 2 | 4 |
| 08... | 0 | 0 | 0 | 20 | 17 | 3 | 0 | 4 | 1 | 3 |
| 08... | 0 | 0 | 0 | 40 | 36 | 4 | 0 | 2 | 0 | 2 |

| DATE | DISSOLVED IRON (FE) (UG/L) | TOTAL LEAD (PB) (UG/L) | SUSPENDED LEAD (PB) (UG/L) | DISSOLVED LEAD (PB) (UG/L) | TOTAL MANGANESE (MN) (UG/L) | SUSPENDED MANGANESE (MN) (UG/L) | DISSOLVED MANGANESE (MN) (UG/L) | TOTAL MERCURY (HG) (UG/L) | SUSPENDED MERCURY (HG) (UG/L) | DISSOLVED MERCURY (HG) (UG/L) |
|---|---|---|---|---|---|---|---|---|---|---|
| MAY , 1977 | | | | | | | | | | |
| 08... | 10 | 0 | 0 | 0 | 40 | 30 | 10 | .2 | .2 | .0 |
| 08... | 20 | 2 | 0 | 2 | 60 | 30 | 30 | .0 | .0 | .0 |
| 08... | 20 | 3 | 1 | 2 | 110 | 50 | 60 | .0 | .0 | .0 |
| 08... | 10 | 4 | 4 | 0 | 40 | 30 | 10 | .0 | .0 | .0 |
| 08... | 20 | 2 | 2 | 0 | 80 | 40 | 40 | .2 | .0 | .2 |
| 08... | 20 | 0 | 0 | 0 | 130 | 30 | 100 | .0 | .0 | .0 |

| DATE | TOTAL NICKEL (NI) (UG/L) | SUSPENDED NICKEL (NI) (UG/L) | DISSOLVED NICKEL (NI) (UG/L) | TOTAL SELENIUM (SE) (UG/L) | SUSPENDED SELENIUM (SE) (UG/L) | DISSOLVED SELENIUM (SE) (UG/L) | TOTAL ZINC (ZN) (UG/L) | SUSPENDED ZINC (ZN) (UG/L) | DISSOLVED ZINC (ZN) (UG/L) |
|---|---|---|---|---|---|---|---|---|---|
| MAY , 1977 | | | | | | | | | |
| 08... | 4 | 4 | 0 | 0 | 0 | 0 | 20 | 0 | 20 |
| 08... | 2 | 2 | 0 | 0 | 0 | 0 | 30 | 0 | 30 |
| 08... | 2 | 2 | 0 | 0 | 0 | 0 | 40 | 0 | 40 |
| 08... | 5 | 5 | 0 | 0 | 0 | 0 | 20 | 0 | 20 |
| 08... | 3 | 3 | 0 | 0 | 0 | 0 | 40 | 0 | 40 |
| 08... | 2 | 2 | 0 | 0 | 0 | 0 | 40 | 0 | 40 |

TABLE 9.--CHEMICAL AND PHYSICAL CONSTITUENTS, GULF OF MEXICO AT SOUTHWEST PASS--Continued

285338089263415 GULF OF MEXICO WEST OF SOUTHWEST PASS CHANNEL AT MILE 21.8 (BHP), DISPOSAL AREA (SITE 15), NEAR BURRWOOD, LA

WATER QUALITY DATA

| DATE | TIME | SPECIFIC CONDUCTANCE (MICROMHOS) | PH (UNITS) | COLOR (PLATINUM-COBALT UNITS) | TURBIDITY (JTU) | SETTLEABLE MATTER (ML/L/HR) | DISSOLVED CHEMICAL OXYGEN DEMAND (MG/L) | CHEMICAL OXYGEN DEMAND (HIGH LEVEL) (MG/L) | COD IN BOTTOM MATERIAL (MG/KG) | HARDNESS (CA,MG) (MG/L) | NONCARBONATE HARDNESS (MG/L) | DISSOLVED CALCIUM (CA) (MG/L) |
|---|---|---|---|---|---|---|---|---|---|---|---|---|
| MAY , 1977 | | | | | | | | | | | | |
| 08... | 0840 | 16700 | 8.7 | 25 | 15 | <1.0 | 60 | -- | 31000 | 2000 | 2000 | 170 |
| 08... | 0841 | 39200 | 8.3 | 15 | 7 | <1.0 | 20 | 50 | -- | 5000 | 4900 | 360 |
| 08... | 0842 | 49500 | 8.0 | 5 | 7 | <1.0 | 50 | 100 | -- | 6300 | 6200 | 400 |
| 08... | 1420 | 15800 | 8.3 | 10 | 20 | <1.0 | 40 | 60 | 28000 | 1800 | 1800 | 130 |
| 08... | 1421 | 34800 | 8.2 | 5 | 15 | <1.0 | 50 | 50 | -- | 4400 | 4300 | 270 |
| 08... | 1422 | 49500 | 8.0 | 10 | 9 | <1.0 | 50 | 100 | -- | 2600 | 2400 | 480 |

| DATE | DISSOLVED MAGNESIUM (MG) (MG/L) | DISSOLVED SODIUM (NA) (MG/L) | PERCENT SODIUM | SODIUM ADSORPTION RATIO | DISSOLVED POTASSIUM (K) (MG/L) | BICARBONATE (HCO3) (MG/L) | CARBONATE (CO3) (MG/L) | ALKALINITY AS CACO3 (MG/L) | CARBON DIOXIDE (CO2) (MG/L) | DISSOLVED SULFATE (SO4) (MG/L) | DISSOLVED CHLORIDE (CL) (MG/L) | TOTAL NONFILTRABLE RESIDUE (MG/L) |
|---|---|---|---|---|---|---|---|---|---|---|---|---|
| MAY , 1977 | | | | | | | | | | | | |
| 08... | 390 | 3300 | 76 | 32 | 180 | 95 | 12 | 98 | .4 | 780 | 5900 | 20 |
| 08... | 1000 | 8500 | 77 | 52 | 350 | 140 | 0 | 110 | 1.1 | 2000 | 15000 | 18 |
| 08... | 1300 | 11000 | 89 | 98 | 460 | 156 | 0 | 130 | 2.5 | 2800 | 20000 | 10 |
| 08... | 370 | 3000 | 76 | 30 | 130 | 120 | 0 | 98 | 1.0 | 730 | 5100 | 13 |
| 08... | 910 | 7500 | 77 | 49 | 320 | 136 | 0 | 110 | 1.4 | 1700 | 13000 | 31 |
| 08... | 330 | 12000 | 89 | 103 | 450 | 156 | 0 | 130 | 2.5 | 2700 | 20000 | 28 |

| DATE | SUSPENDED SOLIDS (MG/L) | LOSS ON IGNITION IN BOTTOM MATERIAL (MG/KG) | VOL. NONFILTRABLE RESIDUE (MG/L) | TOTAL NITRATE (N) (MG/L) | TOTAL NITRITE (N) (MG/L) | TOTAL NITRITE PLUS NITRATE (N) (MG/L) | TOTAL AMMONIA NITROGEN (N) (MG/L) | DISSOLVED AMMONIA NITROGEN (N) (MG/L) | TOTAL AMMONIA NITROGEN IN BOTTOM MAT. (MG/KG) | DISSOLVED AMMONIA (NH4) (MG/L) | TOTAL ORGANIC NITROGEN (N) (MG/L) | DISSOLVED ORGANIC NITROGEN (N) (MG/L) |
|---|---|---|---|---|---|---|---|---|---|---|---|---|
| MAY , 1977 | | | | | | | | | | | | |
| 08... | 24 | 57900 | 0 | .47 | .01 | .48 | .14 | .03 | 18 | .04 | .62 | .33 |
| 08... | 14 | -- | 0 | .08 | .01 | .09 | .19 | .12 | -- | .15 | .29 | .28 |
| 08... | 11 | -- | 0 | .06 | .00 | .06 | .18 | .16 | -- | .21 | .33 | .06 |
| 08... | 13 | 64000 | 0 | .53 | .01 | .54 | .14 | .05 | 25 | .06 | .75 | .41 |
| 08... | 39 | -- | 0 | .09 | .03 | .12 | .24 | .08 | -- | .10 | .27 | .30 |
| 08... | 33 | -- | 3 | .07 | .01 | .08 | .19 | .18 | -- | .23 | .03 | .03 |

| DATE | TOTAL KJELDAHL NITROGEN (N) (MG/L) | SUSPENDED KJEL. NITROGEN (N) (MG/L) | DISSOLVED KJEL. NITROGEN (N) (MG/L) | TOTAL KJEL. NITROGEN IN BOTTOM MAT. (MG/KG) | TOTAL NITROGEN (N) (MG/L) | TOTAL NITROGEN (NO3) (MG/L) | TOTAL PHOSPHORUS (P) (MG/L) | DISSOLVED PHOSPHORUS (P) (MG/L) | TOTAL ARSENIC (AS) (UG/L) | SUSPENDED ARSENIC (AS) (UG/L) | DISSOLVED ARSENIC (AS) (UG/L) | TOTAL ARSENIC IN BOTTOM MATERIAL (UG/G) |
|---|---|---|---|---|---|---|---|---|---|---|---|---|
| MAY , 1977 | | | | | | | | | | | | |
| 08... | .76 | .40 | .36 | 4600 | 1.2 | 5.5 | .09 | .01 | 1 | 0 | 1 | 12 |
| 08... | .48 | .08 | .40 | -- | .57 | 1.3 | .05 | .02 | 1 | 1 | 0 | -- |
| 08... | .51 | .29 | .22 | -- | .57 | 2.5 | .04 | .04 | 1 | 0 | 1 | -- |
| 08... | .89 | .43 | .46 | 4200 | 1.4 | 6.3 | .10 | .01 | 2 | 1 | 1 | 14 |
| 08... | .51 | .13 | .38 | -- | .63 | 2.8 | .08 | .03 | 1 | 0 | 1 | -- |
| 08... | .22 | .01 | .21 | -- | .30 | 1.3 | .06 | .04 | 2 | 1 | 1 | -- |

| DATE | TOTAL BERYLLIUM (BE) (UG/L) | SUSPENDED BERYLLIUM (BE) (UG/L) | DISSOLVED BERYLLIUM (BE) (UG/L) | TOTAL BERYLLIUM IN BOTTOM MATERIAL (UG/G) | TOTAL CADMIUM (CD) (UG/L) | SUSPENDED CADMIUM (CD) (UG/L) | DISSOLVED CADMIUM (CD) (UG/L) | TOTAL CADMIUM IN BOTTOM MATERIAL (UG/G) | TOTAL CHROMIUM (CR) (UG/L) | SUSPENDED CHROMIUM (CR) (UG/L) | DISSOLVED CHROMIUM (CR) (UG/L) |
|---|---|---|---|---|---|---|---|---|---|---|---|
| MAY , 1977 | | | | | | | | | | | |
| 08... | 0 | 0 | 0 | 0 | 0 | 0 | 0 | .36 | 20 | 17 | 3 |
| 08... | 10 | 10 | 0 | -- | 0 | 0 | 0 | -- | 30 | 26 | 4 |
| 08... | 10 | 0 | 10 | -- | 0 | 0 | 0 | -- | 30 | 25 | 5 |
| 08... | 10 | 0 | 10 | 0 | 0 | 0 | 0 | .52 | <10 | <9 | 1 |
| 08... | 10 | 0 | 10 | -- | 0 | 0 | 0 | -- | 20 | 18 | 2 |
| 08... | 10 | 0 | 10 | -- | 0 | 0 | 0 | -- | 20 | 17 | 3 |

< Actual value is known to be less than the value shown.

TABLE 9.--CHEMICAL AND PHYSICAL CONSTITUENTS, GULF OF MEXICO AT SOUTHWEST PASS--Continued

285338089263415 GULF OF MEXICO WEST OF SOUTHWEST PASS CHANNEL AT MILE 21.8 (BHP), DISPOSAL AREA (SITE 15), NEAR BURRWOOD, LA--Continued

WATER QUALITY DATA

| DATE | TOTAL CHROMIUM IN BOTTOM MATERIAL (UG/G) | HEXAVALENT CHROMIUM (CR6) (UG/L) | TOTAL COPPER (CU) (UG/L) | SUSPENDED COPPER (CU) (UG/L) | DISSOLVED COPPER (CU) (UG/L) | TOTAL COPPER IN BOTTOM MATERIAL (UG/G) | DISSOLVED IRON (FE) (UG/L) | TOTAL LEAD (PB) (UG/L) | SUSPENDED LEAD (PB) (UG/L) | DISSOLVED LEAD (PB) (UG/L) | TOTAL LEAD IN BOTTOM MATERIAL (UG/G) | TOTAL MANGANESE (MN) (UG/L) |
|---|---|---|---|---|---|---|---|---|---|---|---|---|
| MAY , 1977 | | | | | | | | | | | | |
| 08... | 20 | 0 | 5 | 2 | 3 | <10 | 10 | 3 | 3 | 0 | <10 | 30 |
| 08... | -- | 0 | 4 | 0 | 4 | -- | 20 | 2 | 0 | 2 | -- | 60 |
| 08... | -- | 0 | 3 | 1 | 2 | -- | 20 | 2 | 0 | 2 | -- | 70 |
| 08... | 20 | 0 | 4 | 0 | 4 | <10 | 10 | 2 | 0 | 2 | <10 | 30 |
| 08... | -- | 0 | 3 | 0 | 3 | -- | 20 | 2 | 0 | 2 | -- | 80 |
| 08... | -- | 0 | 2 | 0 | 2 | -- | 20 | 2 | 0 | 2 | -- | 100 |

| DATE | SUSPENDED MANGANESE (MN) (UG/L) | DISSOLVED MANGANESE (MN) (UG/L) | TOTAL MANGANESE IN BOTTOM MATERIAL (UG/G) | TOTAL MERCURY (HG) (UG/L) | SUSPENDED MERCURY (HG) (UG/L) | DISSOLVED MERCURY (HG) (UG/L) | TOTAL MERCURY IN BOTTOM MATERIAL (UG/G) | TOTAL NICKEL (NI) (UG/L) | SUSPENDED NICKEL (NI) (UG/L) | DISSOLVED NICKEL (NI) (UG/L) | TOTAL NICKEL IN BOTTOM MATERIAL (UG/G) | TOTAL SELENIUM (SE) (UG/L) |
|---|---|---|---|---|---|---|---|---|---|---|---|---|
| MAY , 1977 | | | | | | | | | | | | |
| 08... | 20 | 10 | 600 | .3 | .3 | .0 | .10 | 3 | 3 | 0 | <10 | 0 |
| 08... | 20 | 40 | -- | .3 | .3 | .0 | -- | 3 | 3 | 0 | -- | 0 |
| 08... | 10 | 60 | -- | .3 | .3 | .0 | -- | 3 | 3 | 0 | -- | 0 |
| 08... | 20 | 10 | 640 | .0 | .0 | .0 | .28 | 2 | 0 | 2 | <10 | 0 |
| 08... | 50 | 30 | -- | .0 | .0 | .0 | -- | 4 | 2 | 2 | -- | 0 |
| 08... | 20 | 80 | -- | .0 | .0 | .0 | -- | 2 | 0 | 2 | -- | 0 |

| DATE | SUSPENDED SELENIUM (SE) (UG/L) | DISSOLVED SELENIUM (SE) (UG/L) | TOTAL SELENIUM IN BOTTOM MATERIAL (UG/G) | TOTAL ZINC (ZN) (UG/L) | SUSPENDED ZINC (ZN) (UG/L) | DISSOLVED ZINC (ZN) (UG/L) | TOTAL ZINC IN BOTTOM MATERIAL (UG/G) | TOTAL ORGANIC CARBON (C) (MG/L) | CYANIDE (CN) (MG/L) | TOTAL CYANIDE IN BOTTOM MATERIAL (UG/G) | OIL GREASE TOTAL RECOVERABLE (MG/L) | OIL GREASE TOTAL IN BOTTOM MATER. (MG/KG) |
|---|---|---|---|---|---|---|---|---|---|---|---|---|
| MAY , 1977 | | | | | | | | | | | | |
| 08... | 0 | 0 | 0 | 20 | 0 | 20 | 40 | 6.3 | .00 | 0 | 2 | 0 |
| 08... | 0 | 0 | -- | 40 | 0 | 40 | -- | 4.7 | .00 | -- | 1 | -- |
| 08... | 0 | 0 | -- | 40 | 0 | 40 | -- | 3.2 | .00 | -- | 1 | -- |
| 08... | 0 | 0 | 0 | 20 | 10 | 10 | 40 | 5.7 | .00 | 0 | 2 | 0 |
| 08... | 0 | 0 | -- | 30 | 10 | 20 | -- | 7.0 | .00 | -- | 0 | -- |
| 08... | 0 | 0 | -- | 40 | 10 | 30 | -- | 5.2 | .00 | -- | 0 | -- |

| DATE | TOTAL PCB (UG/L) | PCB IN BOTTOM MATERIAL (UG/KG) | POLYCHLORINATED NAPHTHALENES (UG/L) | PCN TOTAL IN BOTTOM MATRL DRY WT. (UG/KG) | TOTAL ALDRIN (UG/L) | ALDRIN IN BOTTOM MATERIAL (UG/KG) | TOTAL CHLORDANE (UG/L) | CHLORDANE IN BOTTOM MATERIAL (UG/KG) | TOTAL DDD (UG/L) | DDD IN BOTTOM MATERIAL (UG/KG) | TOTAL DDE (UG/L) | DDE IN BOTTOM MATERIAL (UG/KG) |
|---|---|---|---|---|---|---|---|---|---|---|---|---|
| MAY , 1977 | | | | | | | | | | | | |
| 08... | .0 | 19 | .00 | .0 | .000 | .0 | .0 | 10 | .000 | 6.8 | .000 | 1.5 |
| 08... | .0 | -- | .00 | -- | .000 | -- | .0 | -- | .000 | -- | .000 | -- |
| 08... | .0 | -- | .00 | -- | .000 | -- | .0 | -- | .000 | -- | .000 | -- |
| 08... | .0 | 42 | .00 | .0 | .000 | .0 | .0 | 7 | .000 | 5.6 | .000 | .5 |
| 08... | .0 | -- | .00 | -- | .000 | -- | .0 | -- | .000 | -- | .000 | -- |
| 08... | .0 | -- | .00 | -- | .000 | -- | .0 | -- | .000 | -- | .000 | -- |

| DATE | TOTAL DDT (UG/L) | DDT IN BOTTOM MATERIAL (UG/KG) | TOTAL DIAZINON (UG/L) | DIAZINON IN BOTTOM MATERIAL (UG/KG) | TOTAL DIELDRIN (UG/L) | DIELDRIN IN BOTTOM MATERIAL (UG/KG) | TOTAL ENDOSULFAN (UG/L) | TOTAL ENDRIN (UG/L) | ENDRIN IN BOTTOM MATERIAL (UG/KG) | TOTAL ETHION (UG/L) | ETHION IN BOTTOM MATERIAL (UG/KG) | TOTAL HEPTACHLOR (UG/L) |
|---|---|---|---|---|---|---|---|---|---|---|---|---|
| MAY , 1977 | | | | | | | | | | | | |
| 08... | .000 | 3.0 | .01 | .0 | .000 | 1.1 | .000 | .000 | .0 | .00 | .0 | .000 |
| 08... | .000 | -- | .00 | -- | .000 | -- | .000 | .000 | -- | .00 | -- | .000 |
| 08... | .000 | -- | .01 | -- | .000 | -- | .000 | .000 | -- | .00 | -- | .000 |
| 08... | .000 | 1.5 | .02 | .0 | .000 | 1.1 | .000 | .000 | .0 | .00 | .0 | .000 |
| 08... | .000 | -- | .00 | -- | .000 | -- | .000 | .000 | -- | .00 | -- | .000 |
| 08... | .000 | -- | .00 | -- | .000 | -- | .000 | .000 | -- | .00 | -- | .000 |

< Actual value is known to be less than the value shown.

TABLE 9.--CHEMICAL AND PHYSICAL CONSTITUENTS, GULF OF MEXICO AT SOUTHWEST PASS--Continued

285338089263415 GULF OF MEXICO WEST OF SOUTHWEST PASS CHANNEL AT MILE 21.8 (BHP), DISPOSAL AREA (SITE 15), NEAR BURRWOOD, LA--Continued

WATER QUALITY DATA

| DATE | HEPTA-CHLOR IN BOTTOM MA-TERIAL (UG/KG) | TOTAL HEPTA-CHLOR EPOXIDE (UG/L) | HEPTA-CHLOR EPOXIDE IN BOT-TOM MA-TERIAL (UG/KG) | TOTAL LINDANE (UG/L) | LINDANE IN BOTTOM MA-TERIAL (UG/KG) | TOTAL MALA-THION (UG/L) | MALA-THION IN BOTTOM MA-TERIAL (UG/KG) | TOTAL METH-OXY-CHLOR (UG/L) | TOTAL METHYL PARA-THION (UG/L) |
|---|---|---|---|---|---|---|---|---|---|
| MAY , 1977 | | | | | | | | | |
| 08... | .0 | .000 | .0 | .002 | .0 | .00 | .0 | .00 | .00 |
| 08... | -- | .000 | -- | .000 | -- | .00 | -- | .00 | .00 |
| 08... | -- | .000 | -- | .000 | -- | .00 | -- | .00 | .00 |
| 08... | .0 | .000 | .0 | .003 | .0 | .00 | .0 | .00 | .00 |
| 08... | -- | .000 | -- | .000 | -- | .00 | -- | .00 | .00 |
| 08... | -- | .000 | -- | .000 | -- | .00 | -- | .00 | .00 |

| DATE | METHYL PARA-THION IN BOT-TOM MA-TERIAL (UG/KG) | TOTAL METHYL TRI-THION (UG/L) | METHYL TRI-THION IN BOT-TOM MA-TERIAL (UG/KG) | TOTAL MIREX (UG/L) | MIREX IN BOT-TOM MA-TERIALS (UG/KG DRY SOLIDS) | TOTAL PARA-THION (UG/L) | PARA-THION IN BOTTOM MA-TERIAL (UG/KG) | PER-THANE TOTAL (UG/L) | TOTAL TOX-APHENE (UG/L) |
|---|---|---|---|---|---|---|---|---|---|
| MAY , 1977 | | | | | | | | | |
| 08... | .0 | .00 | .0 | .00 | .0 | .00 | .0 | .00 | 0 |
| 08... | -- | .00 | -- | .00 | -- | .00 | -- | .00 | 0 |
| 08... | -- | .00 | -- | .00 | -- | .00 | -- | .00 | 0 |
| 08... | .0 | .00 | .0 | .00 | .0 | .00 | .0 | .00 | 0 |
| 08... | -- | .00 | -- | .00 | -- | .00 | -- | .00 | 0 |
| 08... | -- | .00 | -- | .00 | -- | .00 | -- | .00 | 0 |

| DATE | TOX-APHENE IN BOTTOM MA-TERIAL (UG/KG) | TOTAL TRI-THION (UG/L) | TRI-THION IN BOTTOM MA-TERIAL (UG/KG) | TOTAL 2,4-D (UG/L) | TOTAL 2,4,5-T (UG/L) | TOTAL SILVEX (UG/L) | CHLOR-A PHYTO-PLANK-TON CHROMO FLUOROM (UG/L) | CHLOR-B PHYTO-PLANK-TON CHROMO FLUOROM (UG/L) |
|---|---|---|---|---|---|---|---|---|
| MAY , 1977 | | | | | | | | |
| 08... | 0 | .00 | .0 | .04 | .00 | .00 | 5.69 | .228 |
| 08... | -- | .00 | -- | .00 | .00 | .00 | 2.77 | .061 |
| 08... | -- | .00 | -- | .00 | .00 | .00 | .141 | .008 |
| 08... | 0 | .00 | .0 | .02 | .00 | .00 | 4.48 | .365 |
| 08... | -- | .00 | -- | .00 | .00 | .00 | 7.90 | .215 |
| 08... | -- | .00 | -- | .00 | .00 | .00 | .066 | .000 |

BOTTOM MATERIAL PARTICLE SIZE

| DATE | TIME | | | | | | | | | | | | |
|---|---|---|---|---|---|---|---|---|---|---|---|---|---|
| MAY , 1977 | | DIAMETER (MM) | 1.00 | 0.50 | 0.25 | 0.125 | 0.062 | 0.031 | 0.016 | 0.008 | 0.004 | 0.002 | 0.001 |
| 08 | 0842 | % FINER BY WEIGHT | -- | -- | -- | 98.5 | 92 | 82 | 70 | 57.5 | 45 | 37 | -- |

TABLE 9.--CHEMICAL AND PHYSICAL CONSTITUENTS, GULF OF MEXICO AT SOUTHWEST PASS--Continued

285338089263415 GULF OF MEXICO WEST OF SOUTHWEST PASS CHANNEL AT MILE 21.8 (BHP), DISPOSAL AREA (SITE 15), NEAR BURRWOOD, LA--Continued

WATER QUALITY DATA

| DATE | TIME | SAMPLING DEPTH (FT) | TOTAL NON-FILTRABLE RESIDUE (MG/L) | VOL. NON-FILTRABLE RESIDUE (MG/L) | TOTAL ARSENIC (AS) (UG/L) | SUSPENDED ARSENIC (AS) (UG/L) | DISSOLVED ARSENIC (AS) (UG/L) | TOTAL BERYLLIUM (BE) (UG/L) | SUSPENDED BERYLLIUM (BE) (UG/L) | DISSOLVED BERYLLIUM (BE) (UG/L) |
|---|---|---|---|---|---|---|---|---|---|---|
| MAY , 1977 | | | | | | | | | | |
| 08... | 1200 | 10 | 17 | 0 | 1 | 0 | 1 | 0 | 0 | 0 |
| 08... | 1201 | 20 | 25 | 1 | 1 | 0 | 1 | 20 | 10 | 10 |
| 08... | 1202 | 40 | 5 | 0 | 1 | 0 | 1 | 20 | 10 | 10 |
| 08... | 1220 | 10 | 8 | 0 | 2 | 0 | 2 | 0 | 0 | 0 |
| 08... | 1221 | 20 | 16 | 0 | 1 | 0 | 1 | 10 | 0 | 10 |
| 08... | 1222 | 40 | 33 | 0 | 1 | 0 | 1 | 10 | 0 | 10 |
| 08... | 1230 | 10 | 4 | 0 | 2 | 1 | 1 | 0 | 0 | 0 |
| 08... | 1231 | 20 | 15 | 0 | 1 | 0 | 1 | 10 | 0 | 10 |
| 08... | 1232 | 40 | 28 | 0 | 2 | 1 | 1 | 10 | 0 | 10 |
| 08... | 1235 | 10 | 6 | 0 | 1 | 0 | 1 | 0 | 0 | 0 |
| 08... | 1236 | 20 | 20 | 0 | 1 | 0 | 1 | 10 | 0 | 10 |
| 08... | 1237 | 40 | 33 | 0 | 1 | 0 | 1 | 10 | 0 | 10 |
| 08... | 1240 | 10 | 10 | 0 | 1 | 0 | 1 | 0 | 0 | 0 |
| 08... | 1241 | 20 | 28 | 0 | 1 | 1 | 0 | 10 | 0 | 10 |
| 08... | 1242 | 40 | 41 | 0 | 1 | 0 | 1 | 10 | 0 | 10 |
| 08... | 1245 | 10 | 7 | 0 | 2 | 0 | 2 | 0 | 0 | 0 |
| 08... | 1246 | 20 | 20 | 0 | 1 | 0 | 1 | 10 | 0 | 10 |
| 08... | 1247 | 40 | 50 | 0 | 0 | 0 | 0 | 10 | 0 | 10 |
| 08... | 1250 | 10 | 13 | 0 | 2 | 1 | 1 | 0 | 0 | 0 |
| 08... | 1251 | 20 | 33 | 0 | 1 | 0 | 1 | 10 | 0 | 10 |
| 08... | 1252 | 40 | 70 | 3 | 2 | 1 | 1 | 10 | 0 | 10 |
| 08... | 1300 | 10 | 8 | 0 | 2 | 1 | 1 | 0 | 0 | 0 |
| 08... | 1301 | 20 | 54 | 4 | 2 | 1 | 1 | 10 | 0 | 10 |
| 08... | 1302 | 40 | 10 | 0 | 1 | 0 | 1 | 10 | 0 | 10 |
| 08... | 1310 | 10 | 4 | 0 | 1 | 0 | 1 | 0 | 0 | 0 |
| 08... | 1311 | 20 | 3 | 0 | 0 | 0 | 0 | 10 | 0 | 10 |
| 08... | 1312 | 40 | 37 | 0 | 1 | 0 | 1 | 20 | 10 | 10 |
| 08... | 1320 | 10 | 10 | 0 | 1 | 0 | 1 | 0 | 0 | 0 |
| 08... | 1321 | 20 | 8 | 0 | 1 | 0 | 1 | 10 | 0 | 10 |
| 08... | 1322 | 40 | 15 | 0 | 1 | 0 | 1 | 10 | 0 | 10 |
| 08... | 1330 | 10 | 12 | 0 | 2 | 1 | 1 | 0 | 0 | 0 |
| 08... | 1331 | 20 | 15 | 0 | 0 | 0 | 0 | 10 | 0 | 10 |
| 08... | 1332 | 40 | 20 | 0 | 1 | 1 | 0 | 10 | 0 | 10 |
| 08... | 1340 | 10 | 4 | 0 | 2 | 1 | 1 | 0 | 0 | 0 |
| 08... | 1341 | 20 | 8 | 0 | 1 | 0 | 1 | 10 | 0 | 10 |
| 08... | 1342 | 40 | 13 | 0 | 1 | 0 | 1 | 10 | 0 | 10 |

TABLE 9.--CHEMICAL AND PHYSICAL CONSTITUENTS, GULF OF MEXICO AT SOUTHWEST PASS--Continued

285338089263415 GULF OF MEXICO WEST OF SOUTHWEST PASS CHANNEL AT MILE 21.8 (BHP), DISPOSAL AREA (SITE 15), NEAR BURRWOOD, LA--Continued

WATER QUALITY DATA

| DATE | TOTAL CAD-MIUM (CD) (UG/L) | SUS-PENDED CAD-MIUM (CD) (UG/L) | DIS-SOLVED CAD-MIUM (CD) (UG/L) | TOTAL CHRO-MIUM (CR) (UG/L) | SUS-PENDED CHRO-MIUM (CR) (UG/L) | DIS-SOLVED CHRO-MIUM (CR) (UG/L) | HEXA-VALENT CHRO-MIUM (CR6) (UG/L) | TOTAL COPPER (CU) (UG/L) | SUS-PENDED COPPER (CU) (UG/L) | DIS-SOLVED COPPER (CU) (UG/L) |
|---|---|---|---|---|---|---|---|---|---|---|
| MAY , 1977 | | | | | | | | | | |
| 08... | 0 | 0 | 0 | <10 | <9 | 1 | 0 | 6 | 0 | 6 |
| 08... | 0 | 0 | 0 | <10 | <10 | 0 | 0 | 5 | 0 | 5 |
| 08... | 0 | 0 | 0 | 10 | 9 | 1 | 0 | 14 | 12 | 2 |
| 08... | 0 | 0 | 0 | <10 | <9 | 1 | 0 | 5 | 1 | 4 |
| 08... | 0 | 0 | 0 | 20 | 18 | 2 | 0 | 5 | 1 | 4 |
| 08... | 0 | 0 | 0 | 20 | 18 | 2 | 0 | 5 | 3 | 2 |
| 08... | 0 | 0 | 0 | 30 | 30 | 0 | 0 | 6 | 1 | 5 |
| 08... | 0 | 0 | 0 | 20 | 20 | 0 | 0 | 6 | 3 | 3 |
| 08... | 0 | 0 | 0 | 10 | 10 | 0 | 0 | 4 | 2 | 2 |
| 08... | 0 | 0 | 0 | 20 | 18 | 2 | 0 | 5 | 2 | 3 |
| 08... | 0 | 0 | 0 | 30 | 29 | 1 | 0 | 7 | 0 | 7 |
| 08... | 0 | 0 | 0 | 30 | 29 | 1 | 0 | 4 | 2 | 2 |
| 08... | 0 | 0 | 0 | 40 | 40 | 0 | 0 | 3 | 0 | 3 |
| 08... | 0 | 0 | 0 | 30 | 30 | 0 | 0 | 3 | 1 | 2 |
| 08... | 0 | 0 | 0 | 50 | 50 | 0 | 0 | 4 | 2 | 2 |
| 08... | 0 | 0 | 0 | 10 | 7 | 3 | 0 | 4 | 0 | 4 |
| 08... | 0 | 0 | 0 | 50 | 48 | 2 | 0 | 6 | 4 | 2 |
| 08... | 0 | 0 | 0 | 30 | 30 | 0 | 0 | 5 | 3 | 2 |
| 08... | 0 | 0 | 0 | <10 | <9 | 1 | 0 | 4 | 0 | 4 |
| 08... | 0 | 0 | 0 | 10 | 9 | 1 | 0 | 6 | 2 | 4 |
| 08... | 0 | 0 | 0 | 20 | 18 | 2 | 0 | 3 | 1 | 2 |
| 08... | 0 | 0 | 0 | <10 | <9 | 1 | 0 | 4 | 0 | 4 |
| 08... | 0 | 0 | 0 | 30 | 29 | 1 | 0 | 8 | 8 | 0 |
| 08... | 0 | 0 | 0 | 30 | 29 | 1 | 0 | 3 | 0 | 3 |
| 08... | 0 | 0 | 0 | 10 | 9 | 1 | 0 | 4 | 0 | 4 |
| 08... | 0 | 0 | 0 | 50 | 48 | 2 | 0 | 5 | 2 | 3 |
| 08... | 0 | 0 | 0 | 30 | 29 | 1 | 0 | 3 | 3 | 0 |
| 08... | 0 | 0 | 0 | 10 | 10 | 0 | 0 | 4 | 0 | 4 |
| 08... | 0 | 0 | 0 | 30 | 30 | 0 | 0 | 8 | 6 | 2 |
| 08... | 0 | 0 | 0 | 40 | 40 | 0 | 0 | 4 | 4 | 0 |
| 08... | 0 | 0 | 0 | 10 | 7 | 3 | 0 | 4 | 1 | 3 |
| 08... | 0 | 0 | 0 | 30 | 30 | 0 | 0 | 5 | 1 | 4 |
| 08... | 0 | 0 | 0 | 40 | 40 | 0 | 0 | 4 | 2 | 2 |
| 08... | 0 | 0 | 0 | 20 | 18 | 2 | 0 | 5 | 0 | 5 |
| 08... | 0 | 0 | 0 | 20 | 18 | 2 | 0 | 4 | 2 | 2 |
| 08... | 0 | 0 | 0 | 50 | 49 | 1 | 0 | 3 | 1 | 2 |

< Actual value is known to be less than the value shown.

TABLE 9.--CHEMICAL AND PHYSICAL CONSTITUENTS, GULF OF MEXICO AT SOUTHWEST PASS--Continued

285338089263415 GULF OF MEXICO WEST OF SOUTHWEST PASS CHANNEL AT MILE 21.8 (BHP), DISPOSAL AREA (SITE 15), NEAR BURRWOOD, LA--Continued

WATER QUALITY DATA

| DATE | DIS-SOLVED IRON (FE) (UG/L) | TOTAL LEAD (PB) (UG/L) | SUS-PENDED LEAD (PB) (UG/L) | DIS-SOLVED LEAD (PB) (UG/L) | TOTAL MAN-GANESE (MN) (UG/L) | SUS-PENDED MAN-GANESE (MN) (UG/L) | DIS-SOLVED MAN-GANESE (MN) (UG/L) | TOTAL MERCURY (HG) (UG/L) | SUS-PENDED MERCURY (HG) (UG/L) | DIS-SOLVED MERCURY (HG) (UG/L) |
|---|---|---|---|---|---|---|---|---|---|---|
| MAY , 1977 | | | | | | | | | | |
| 08... | 80 | 14 | 9 | 5 | 40 | 20 | 20 | .0 | .0 | .0 |
| 08... | 70 | 6 | 2 | 4 | 110 | 20 | 90 | .0 | .0 | .0 |
| 08... | 70 | 6 | 3 | 3 | 70 | 0 | 70 | .0 | .0 | .0 |
| 08... | 10 | 29 | 29 | 0 | 20 | 10 | 10 | .0 | .0 | .0 |
| 08... | 110 | 10 | 10 | 0 | 110 | 30 | 80 | .0 | .0 | .0 |
| 08... | 70 | 10 | 10 | 0 | 130 | 70 | 60 | .0 | .0 | .0 |
| 08... | 60 | 3 | 3 | 0 | 20 | 20 | 0 | .0 | .0 | .0 |
| 08... | 80 | 6 | 6 | 0 | 100 | 20 | 80 | .0 | .0 | .0 |
| 08... | 140 | 7 | 7 | 0 | 120 | 30 | 90 | .0 | .0 | .0 |
| 08... | 20 | 14 | 12 | 2 | 30 | 30 | 0 | .0 | .0 | .0 |
| 08... | 90 | 3 | 3 | 0 | 120 | 40 | 80 | .0 | .0 | .0 |
| 08... | 40 | 7 | 7 | 0 | 130 | 50 | 80 | .0 | .0 | .0 |
| 08... | 10 | 17 | 14 | 3 | 20 | 10 | 10 | .0 | .0 | .0 |
| 08... | 90 | 2 | 2 | 0 | 110 | 20 | 90 | .0 | .0 | .0 |
| 08... | 130 | 3 | 0 | 3 | 170 | 70 | 100 | .0 | .0 | .0 |
| 08... | 20 | 14 | 14 | 0 | 30 | 20 | 10 | .6 | .1 | .5 |
| 08... | 40 | 2 | 2 | 0 | 110 | 30 | 80 | .0 | .0 | .0 |
| 08... | 100 | 0 | 0 | 0 | 80 | 10 | 70 | .0 | .0 | .0 |
| 08... | 30 | 12 | 7 | 5 | 20 | 10 | 10 | .0 | .0 | .0 |
| 08... | 70 | 9 | 7 | 2 | 120 | 40 | 80 | .0 | .0 | .0 |
| 08... | 140 | 3 | 3 | 0 | 210 | 110 | 100 | .0 | .0 | .0 |
| 08... | 50 | 11 | 8 | 3 | 20 | 10 | 10 | .0 | .0 | .0 |
| 08... | 100 | 6 | 3 | 3 | 110 | 20 | 90 | .0 | .0 | .0 |
| 08... | 210 | 14 | 12 | 2 | 100 | 10 | 90 | .0 | .0 | .0 |
| 08... | 10 | 15 | 15 | 0 | 20 | 10 | 10 | .0 | .0 | .0 |
| 08... | 20 | 5 | 5 | 0 | 100 | 20 | 80 | .4 | .4 | .0 |
| 08... | 20 | 5 | 5 | 0 | 100 | 40 | 60 | .0 | .0 | .0 |
| 08... | 10 | 16 | 16 | 0 | 30 | 30 | 0 | .0 | .0 | .0 |
| 08... | 20 | 5 | 5 | 0 | 110 | 30 | 80 | .4 | .4 | .0 |
| 08... | 20 | 7 | 7 | 0 | 90 | 30 | 60 | .0 | .0 | .0 |
| 08... | 10 | 6 | 6 | 0 | 30 | 30 | 0 | .0 | .0 | .0 |
| 08... | 20 | 0 | 0 | 0 | 110 | 40 | 70 | .0 | .0 | .0 |
| 08... | 20 | 0 | 0 | 0 | 110 | 40 | 70 | .0 | .0 | .0 |
| 08... | 0 | 23 | 23 | 0 | 30 | 30 | 0 | .0 | .0 | .0 |
| 08... | 20 | 6 | 6 | 0 | 100 | 30 | 70 | .0 | .0 | .0 |
| 08... | 10 | 8 | 8 | 0 | 100 | 40 | 60 | .0 | .0 | .0 |

TABLE 9.--CHEMICAL AND PHYSICAL CONSTITUENTS, GULF OF MEXICO AT SOUTHWEST PASS--Continued

285338089263415 GULF OF MEXICO WEST OF SOUTHWEST PASS CHANNEL AT MILE 21.8 (BHP), DISPOSAL AREA (SITE 15), NEAR BURRWOOD, LA--Continued

WATER QUALITY DATA

| DATE | TOTAL NICKEL (NI) (UG/L) | SUS-PENDED NICKEL (NI) (UG/L) | DIS-SOLVED NICKEL (NI) (UG/L) | TOTAL SELE-NIUM (SE) (UG/L) | SUS-PENDED SELE-NIUM (SE) (UG/L) | DIS-SOLVED SELE-NIUM (SE) (UG/L) | TOTAL ZINC (ZN) (UG/L) | SUS-PENDED ZINC (ZN) (UG/L) | DIS-SOLVED ZINC (ZN) (UG/L) |
|---|---|---|---|---|---|---|---|---|---|
| MAY , 1977 | | | | | | | | | |
| 08... | 6 | 3 | 3 | 0 | 0 | 0 | 50 | 20 | 30 |
| 08... | 6 | 6 | 0 | 0 | 0 | 0 | 50 | 30 | 20 |
| 08... | 5 | 5 | 0 | 0 | 0 | 0 | 50 | 30 | 20 |
| 08... | 3 | 3 | 0 | 0 | 0 | 0 | 40 | 30 | 10 |
| 08... | 3 | 3 | 0 | 0 | 0 | 0 | 40 | 20 | 20 |
| 08... | 4 | 4 | 0 | 0 | 0 | 0 | 40 | 20 | 20 |
| 08... | 3 | 3 | 0 | 0 | 0 | 0 | 30 | 20 | 10 |
| 08... | 2 | 2 | 0 | 0 | 0 | 0 | 40 | 20 | 20 |
| 08... | 3 | 3 | 0 | 0 | 0 | 0 | 40 | 20 | 20 |
| 08... | 5 | 5 | 0 | 0 | 0 | 0 | 10 | 0 | 10 |
| 08... | 4 | 4 | 0 | 0 | 0 | 0 | 40 | 20 | 20 |
| 08... | 3 | 3 | 0 | 0 | 0 | 0 | 40 | 20 | 20 |
| 08... | 5 | 5 | 0 | 0 | 0 | 0 | 20 | 20 | 0 |
| 08... | 2 | 2 | 0 | 0 | 0 | 0 | 40 | 20 | 20 |
| 08... | 5 | 5 | 0 | 0 | 0 | 0 | 40 | 20 | 20 |
| 08... | 2 | 2 | 0 | 0 | 0 | 0 | 20 | 10 | 10 |
| 08... | 0 | 0 | 0 | 0 | 0 | 0 | 40 | 20 | 20 |
| 08... | 1 | 1 | 0 | 0 | 0 | 0 | 40 | 20 | 20 |
| 08... | 3 | 3 | 0 | 0 | 0 | 0 | 20 | 10 | 10 |
| 08... | 2 | 2 | 0 | 0 | 0 | 0 | 40 | 0 | 40 |
| 08... | 3 | 3 | 0 | 0 | 0 | 0 | 40 | 0 | 40 |
| 08... | 4 | 4 | 0 | 0 | 0 | 0 | 20 | 10 | 10 |
| 08... | 4 | 4 | 0 | 0 | 0 | 0 | 40 | 20 | 20 |
| 08... | 4 | 4 | 0 | 0 | 0 | 0 | 40 | 20 | 20 |
| 08... | 5 | 5 | 0 | 0 | 0 | 0 | 30 | 20 | 10 |
| 08... | 3 | 3 | 0 | 0 | 0 | 0 | 40 | 20 | 20 |
| 08... | 2 | 2 | 0 | 0 | 0 | 0 | 40 | 20 | 20 |
| 08... | 4 | 4 | 0 | 0 | 0 | 0 | 20 | 10 | 10 |
| 08... | 4 | 4 | 0 | 0 | 0 | 0 | 40 | 20 | 20 |
| 08... | 4 | 4 | 0 | 0 | 0 | 0 | 40 | 20 | 20 |
| 08... | 3 | 3 | 0 | 0 | 0 | 0 | 20 | 20 | 0 |
| 08... | 0 | 0 | 0 | 0 | 0 | 0 | 40 | 10 | 30 |
| 08... | 2 | 2 | 0 | 0 | -- | -- | 40 | 20 | 20 |
| 08... | 3 | 3 | 0 | 0 | 0 | 0 | 30 | 20 | 10 |
| 08... | 2 | 2 | 0 | 0 | 0 | 0 | 40 | 20 | 20 |
| 08... | 4 | 4 | 0 | 0 | 0 | 0 | 40 | 20 | 20 |

TABLE 9.--CHEMICAL AND PHYSICAL CONSTITUENTS, GULF OF MEXICO AT SOUTHWEST PASS--Continued

285338089263416 GULF OF MEXICO WEST OF SOUTHWEST PASS CHANNEL AT MILE 21.8 (BHP), DISPOSAL AREA (SITE 16), NEAR BURRWOOD, LA

WATER QUALITY DATA

| DATE | TIME | SAMPLING DEPTH (FT) | TOTAL NONFILTRABLE RESIDUE (MG/L) | VOL. NONFILTRABLE RESIDUE (MG/L) | TOTAL ARSENIC (AS) (UG/L) | SUSPENDED ARSENIC (AS) (UG/L) | DISSOLVED ARSENIC (AS) (UG/L) | TOTAL BERYLLIUM (BE) (UG/L) | SUSPENDED BERYLLIUM (BE) (UG/L) | DISSOLVED BERYLLIUM (BE) (UG/L) |
|---|---|---|---|---|---|---|---|---|---|---|
| MAY , 1977 | | | | | | | | | | |
| 08... | 1234 | 10 | 9 | 0 | 1 | 0 | 1 | 0 | 0 | 0 |
| 08... | 1235 | 20 | 18 | 0 | 1 | 1 | 0 | 10 | 0 | 10 |
| 08... | 1236 | 40 | 23 | 0 | 1 | 1 | 0 | 10 | 0 | 10 |
| 08... | 1412 | 10 | 12 | 1 | 1 | 0 | 1 | 0 | 0 | 0 |
| 08... | 1413 | 20 | 10 | 0 | 1 | 0 | 1 | 0 | 0 | 0 |
| 08... | 1414 | 40 | 16 | 0 | 1 | 0 | 1 | 10 | 0 | 10 |

| DATE | TOTAL CADMIUM (CD) (UG/L) | SUSPENDED CADMIUM (CD) (UG/L) | DISSOLVED CADMIUM (CD) (UG/L) | TOTAL CHROMIUM (CR) (UG/L) | SUSPENDED CHROMIUM (CR) (UG/L) | DISSOLVED CHROMIUM (CR) (UG/L) | HEXAVALENT CHROMIUM (CR6) (UG/L) | TOTAL COPPER (CU) (UG/L) | SUSPENDED COPPER (CU) (UG/L) | DISSOLVED COPPER (CU) (UG/L) |
|---|---|---|---|---|---|---|---|---|---|---|
| MAY , 1977 | | | | | | | | | | |
| 08... | 0 | 0 | 0 | 30 | 29 | 1 | 0 | 5 | 2 | 3 |
| 08... | 0 | 0 | 0 | 10 | 10 | 0 | 0 | 5 | 3 | 2 |
| 08... | 0 | 0 | 0 | 30 | 27 | 3 | 0 | 4 | 4 | 0 |
| 08... | 0 | 0 | 0 | <10 | <10 | 0 | 0 | 7 | 5 | 2 |
| 08... | 0 | 0 | 0 | <10 | <10 | 0 | 0 | 2 | 2 | 0 |
| 08... | 0 | 0 | 0 | <10 | <9 | 1 | 0 | 2 | 2 | 0 |

| DATE | DISSOLVED IRON (FE) (UG/L) | TOTAL LEAD (PB) (UG/L) | SUSPENDED LEAD (PB) (UG/L) | DISSOLVED LEAD (PB) (UG/L) | TOTAL MANGANESE (MN) (UG/L) | SUSPENDED MANGANESE (MN) (UG/L) | DISSOLVED MANGANESE (MN) (UG/L) | TOTAL MERCURY (HG) (UG/L) | SUSPENDED MERCURY (HG) (UG/L) | DISSOLVED MERCURY (HG) (UG/L) |
|---|---|---|---|---|---|---|---|---|---|---|
| MAY , 1977 | | | | | | | | | | |
| 08... | 10 | 3 | 3 | 0 | 30 | 20 | 10 | .0 | .0 | .0 |
| 08... | 20 | 10 | 10 | 0 | 60 | 40 | 20 | .0 | .0 | .0 |
| 08... | 20 | 7 | 7 | 0 | 110 | 30 | 80 | .0 | .0 | .0 |
| 08... | 20 | 4 | 4 | 0 | 40 | 20 | 20 | .0 | .0 | .0 |
| 08... | 20 | 2 | 2 | 0 | 70 | 30 | 40 | .0 | .0 | .0 |
| 08... | 20 | 2 | 2 | 0 | 90 | 0 | 90 | .0 | .0 | .0 |

| DATE | TOTAL NICKEL (NI) (UG/L) | SUSPENDED NICKEL (NI) (UG/L) | DISSOLVED NICKEL (NI) (UG/L) | TOTAL SELENIUM (SE) (UG/L) | SUSPENDED SELENIUM (SE) (UG/L) | DISSOLVED SELENIUM (SE) (UG/L) | TOTAL ZINC (ZN) (UG/L) | SUSPENDED ZINC (ZN) (UG/L) | DISSOLVED ZINC (ZN) (UG/L) |
|---|---|---|---|---|---|---|---|---|---|
| MAY , 1977 | | | | | | | | | |
| 08... | 4 | 4 | 0 | 0 | 0 | 0 | 20 | 10 | 10 |
| 08... | 5 | 5 | 0 | 0 | 0 | 0 | 40 | 20 | 20 |
| 08... | 4 | 4 | 0 | 0 | 0 | 0 | 40 | 20 | 20 |
| 08... | 5 | 5 | 0 | 0 | 0 | 0 | 20 | 10 | 10 |
| 08... | 4 | 4 | 0 | 0 | 0 | 0 | 30 | 10 | 20 |
| 08... | 5 | 5 | 0 | 0 | 0 | 0 | 30 | 10 | 20 |

< Actual value is known to be less than the value shown.

TABLE 9.--CHEMICAL AND PHYSICAL CONSTITUENTS, GULF OF MEXICO AT SOUTHWEST PASS--Continued

285338089263417 GULF OF MEXICO WEST OF SOUTHWEST PASS CHANNEL AT MILE 21.8 (BHP), DISPOSAL AREA (SITE 17), NEAR BURRWOOD, LA

WATER QUALITY DATA

| DATE | TIME | SAMPLING DEPTH (FT) | TOTAL NON-FILTRABLE RESIDUE (MG/L) | VOL. NON-FILTRABLE RESIDUE (MG/L) | TOTAL ARSENIC (AS) (UG/L) | SUSPENDED ARSENIC (AS) (UG/L) | DISSOLVED ARSENIC (AS) (UG/L) | TOTAL BERYLLIUM (BE) (UG/L) | SUSPENDED BERYLLIUM (BE) (UG/L) | DISSOLVED BERYLLIUM (BE) (UG/L) |
|---|---|---|---|---|---|---|---|---|---|---|
| MAY , 1977 | | | | | | | | | | |
| 08... | 1220 | 10 | 14 | 0 | 2 | 0 | 2 | 0 | 0 | 0 |
| 08... | 1221 | 20 | 20 | 0 | -- | -- | 1 | 10 | 0 | 10 |
| 08... | 1222 | 40 | 20 | 0 | 1 | 1 | 0 | 10 | 0 | 10 |
| 08... | 1418 | 10 | 26 | 1 | 2 | 1 | 1 | 0 | 0 | 0 |
| 08... | 1419 | 20 | 42 | 4 | 1 | 0 | 1 | 10 | 10 | 0 |
| 08... | 1420 | 40 | 23 | 2 | 1 | 0 | 1 | 10 | 0 | 10 |

| DATE | TOTAL CADMIUM (CD) (UG/L) | SUSPENDED CADMIUM (CD) (UG/L) | DISSOLVED CADMIUM (CD) (UG/L) | TOTAL CHROMIUM (CR) (UG/L) | SUSPENDED CHROMIUM (CR) (UG/L) | DISSOLVED CHROMIUM (CR) (UG/L) | HEXAVALENT CHROMIUM (CR6) (UG/L) | TOTAL COPPER (CU) (UG/L) | SUSPENDED COPPER (CU) (UG/L) | DISSOLVED COPPER (CU) (UG/L) |
|---|---|---|---|---|---|---|---|---|---|---|
| MAY , 1977 | | | | | | | | | | |
| 08... | 0 | 0 | 0 | <10 | <8 | 2 | 0 | 5 | 1 | 4 |
| 08... | 0 | 0 | 0 | 20 | 18 | 2 | 0 | 7 | -- | -- |
| 08... | 0 | 0 | 0 | 40 | 39 | 1 | 0 | 3 | 1 | 2 |
| 08... | 0 | 0 | 0 | <10 | <7 | 3 | 0 | 5 | 0 | 5 |
| 08... | 0 | 0 | 0 | 30 | 28 | 2 | 0 | 4 | 1 | 3 |
| 08... | 0 | 0 | 0 | 30 | 27 | 3 | 0 | 2 | 0 | 2 |

| DATE | DISSOLVED IRON (FE) (UG/L) | TOTAL LEAD (PB) (UG/L) | SUSPENDED LEAD (PB) (UG/L) | DISSOLVED LEAD (PB) (UG/L) | TOTAL MANGANESE (MN) (UG/L) | SUSPENDED MANGANESE (MN) (UG/L) | DISSOLVED MANGANESE (MN) (UG/L) | TOTAL MERCURY (HG) (UG/L) | SUSPENDED MERCURY (HG) (UG/L) | DISSOLVED MERCURY (HG) (UG/L) |
|---|---|---|---|---|---|---|---|---|---|---|
| MAY , 1977 | | | | | | | | | | |
| 08... | 10 | 0 | 0 | 0 | 40 | 30 | 10 | .0 | .0 | .0 |
| 08... | 150 | 9 | -- | -- | 90 | 30 | 60 | -- | -- | .0 |
| 08... | 20 | 0 | 0 | 0 | 90 | 30 | 60 | .0 | .0 | .0 |
| 08... | 10 | 0 | 0 | 0 | 40 | 30 | 10 | .0 | .0 | .0 |
| 08... | 20 | 0 | 0 | 0 | 70 | 40 | 30 | .0 | .0 | .0 |
| 08... | 20 | 0 | 0 | 0 | 50 | 0 | 50 | .0 | .0 | .0 |

| DATE | TOTAL NICKEL (NI) (UG/L) | SUSPENDED NICKEL (NI) (UG/L) | DISSOLVED NICKEL (NI) (UG/L) | TOTAL SELENIUM (SE) (UG/L) | SUSPENDED SELENIUM (SE) (UG/L) | DISSOLVED SELENIUM (SE) (UG/L) | TOTAL ZINC (ZN) (UG/L) | SUSPENDED ZINC (ZN) (UG/L) | DISSOLVED ZINC (ZN) (UG/L) |
|---|---|---|---|---|---|---|---|---|---|
| MAY , 1977 | | | | | | | | | |
| 08... | 0 | 0 | 0 | 0 | 0 | 0 | 30 | 20 | 10 |
| 08... | 3 | 2 | 1 | -- | -- | 0 | 50 | 10 | 40 |
| 08... | 0 | 0 | 0 | 0 | 0 | 0 | 40 | 20 | 20 |
| 08... | 10 | 10 | 0 | 0 | 0 | 0 | 20 | 0 | 20 |
| 08... | 4 | 4 | 0 | 0 | 0 | 0 | 30 | 0 | 30 |
| 08... | 2 | 2 | 0 | 0 | 0 | 0 | 40 | 0 | 40 |

< Actual value is known to be less than the value shown.

TABLE 9.--CHEMICAL AND PHYSICAL CONSTITUENTS, GULF OF MEXICO AT SOUTHWEST PASS--Continued

285338089263418 GULF OF MEXICO WEST OF SOUTHWEST PASS CHANNEL AT MILE 21.8 (BHP), DISPOSAL AREA (SITE 18), NEAR BURRWOOD, LA

WATER QUALITY DATA

| DATE | TIME | SAMPLING DEPTH (FT) | TOTAL NONFILTRABLE RESIDUE (MG/L) | VOL. NONFILTRABLE RESIDUE (MG/L) | TOTAL ARSENIC (AS) (UG/L) | SUSPENDED ARSENIC (AS) (UG/L) | DISSOLVED ARSENIC (AS) (UG/L) | TOTAL BERYLLIUM (BE) (UG/L) | SUSPENDED BERYLLIUM (BE) (UG/L) | DISSOLVED BERYLLIUM (BE) (UG/L) |
|---|---|---|---|---|---|---|---|---|---|---|
| MAY , 1977 | | | | | | | | | | |
| 08... | 1232 | 10 | 19 | 0 | 1 | 0 | 1 | 0 | 0 | 0 |
| 08... | 1233 | 20 | 42 | 0 | 1 | 0 | 1 | 10 | 0 | 10 |
| 08... | 1234 | 40 | 20 | 0 | 1 | 1 | 0 | 10 | 0 | 10 |

| DATE | TOTAL CADMIUM (CD) (UG/L) | SUSPENDED CADMIUM (CD) (UG/L) | DISSOLVED CADMIUM (CD) (UG/L) | TOTAL CHROMIUM (CR) (UG/L) | SUSPENDED CHROMIUM (CR) (UG/L) | DISSOLVED CHROMIUM (CR) (UG/L) | HEXAVALENT CHROMIUM (CR6) (UG/L) | TOTAL COPPER (CU) (UG/L) | SUSPENDED COPPER (CU) (UG/L) | DISSOLVED COPPER (CU) (UG/L) |
|---|---|---|---|---|---|---|---|---|---|---|
| MAY , 1977 | | | | | | | | | | |
| 08... | 0 | 0 | 0 | 30 | 29 | 1 | 0 | 5 | 1 | 4 |
| 08... | 0 | 0 | 0 | 30 | 29 | 1 | 0 | 5 | 2 | 3 |
| 08... | 0 | 0 | 0 | 60 | 60 | 0 | 0 | 5 | 3 | 2 |

| DATE | DISSOLVED IRON (FE) (UG/L) | TOTAL LEAD (PB) (UG/L) | SUSPENDED LEAD (PB) (UG/L) | DISSOLVED LEAD (PB) (UG/L) | TOTAL MANGANESE (MN) (UG/L) | SUSPENDED MANGANESE (MN) (UG/L) | DISSOLVED MANGANESE (MN) (UG/L) | TOTAL MERCURY (HG) (UG/L) | SUSPENDED MERCURY (HG) (UG/L) | DISSOLVED MERCURY (HG) (UG/L) |
|---|---|---|---|---|---|---|---|---|---|---|
| MAY , 1977 | | | | | | | | | | |
| 08... | 10 | 0 | 0 | 0 | 20 | 10 | 10 | .0 | .0 | .0 |
| 08... | 20 | 12 | 0 | 12 | 60 | 30 | 30 | .0 | .0 | .0 |
| 08... | 20 | 2 | 2 | 0 | 70 | 0 | 70 | .0 | .0 | .0 |

| DATE | TOTAL NICKEL (NI) (UG/L) | SUSPENDED NICKEL (NI) (UG/L) | DISSOLVED NICKEL (NI) (UG/L) | TOTAL SELENIUM (SE) (UG/L) | SUSPENDED SELENIUM (SE) (UG/L) | DISSOLVED SELENIUM (SE) (UG/L) | TOTAL ZINC (ZN) (UG/L) | SUSPENDED ZINC (ZN) (UG/L) | DISSOLVED ZINC (ZN) (UG/L) |
|---|---|---|---|---|---|---|---|---|---|
| MAY , 1977 | | | | | | | | | |
| 08... | 3 | 3 | 0 | 0 | 0 | 0 | 30 | 20 | 10 |
| 08... | 4 | 4 | 0 | 0 | 0 | 0 | 40 | 20 | 20 |
| 08... | 4 | 4 | 0 | 0 | 0 | 0 | 50 | 30 | 20 |

TABLE 9.--CHEMICAL AND PHYSICAL CONSTITUENTS, GULF OF MEXICO AT SOUTHWEST PASS--Continued

285338089263419 GULF OF MEXICO WEST OF SOUTHWEST PASS CHANNEL AT MILE 21.8 (BHP), DISPOSAL AREA (SITE 19), NEAR BURRWOOD, LA

WATER QUALITY DATA

| DATE | TIME | SAMPLING DEPTH (FT) | TOTAL NONFILTRABLE RESIDUE (MG/L) | VOL. NONFILTRABLE RESIDUE (MG/L) | TOTAL ARSENIC (AS) (UG/L) | SUSPENDED ARSENIC (AS) (UG/L) | DISSOLVED ARSENIC (AS) (UG/L) | TOTAL BERYLLIUM (BE) (UG/L) | SUSPENDED BERYLLIUM (BE) (UG/L) | DISSOLVED BERYLLIUM (BE) (UG/L) |
|---|---|---|---|---|---|---|---|---|---|---|
| MAY , 1977 | | | | | | | | | | |
| 08... | 1229 | 10 | 23 | 0 | 2 | 1 | 1 | 10 | 0 | 10 |
| 08... | 1230 | 20 | 30 | 0 | 2 | 1 | 1 | 0 | 0 | 0 |
| 08... | 1231 | 40 | 20 | 0 | 1 | 1 | 0 | 10 | 0 | 10 |

| DATE | TOTAL CADMIUM (CD) (UG/L) | SUSPENDED CADMIUM (CD) (UG/L) | DISSOLVED CADMIUM (CD) (UG/L) | TOTAL CHROMIUM (CR) (UG/L) | SUSPENDED CHROMIUM (CR) (UG/L) | DISSOLVED CHROMIUM (CR) (UG/L) | HEXAVALENT CHROMIUM (CR6) (UG/L) | TOTAL COPPER (CU) (UG/L) | SUSPENDED COPPER (CU) (UG/L) | DISSOLVED COPPER (CU) (UG/L) |
|---|---|---|---|---|---|---|---|---|---|---|
| MAY , 1977 | | | | | | | | | | |
| 08... | 0 | 0 | 0 | 60 | 59 | 1 | 0 | 6 | 3 | 3 |
| 08... | 0 | 0 | 0 | 40 | 38 | 2 | 0 | 5 | 1 | 4 |
| 08... | 0 | 0 | 0 | 30 | 28 | 2 | 0 | 3 | 1 | 2 |

| DATE | DISSOLVED IRON (FE) (UG/L) | TOTAL LEAD (PB) (UG/L) | SUSPENDED LEAD (PB) (UG/L) | DISSOLVED LEAD (PB) (UG/L) | TOTAL MANGANESE (MN) (UG/L) | SUSPENDED MANGANESE (MN) (UG/L) | DISSOLVED MANGANESE (MN) (UG/L) | TOTAL MERCURY (HG) (UG/L) | SUSPENDED MERCURY (HG) (UG/L) | DISSOLVED MERCURY (HG) (UG/L) |
|---|---|---|---|---|---|---|---|---|---|---|
| MAY , 1977 | | | | | | | | | | |
| 08... | 10 | 0 | 0 | 0 | 60 | 40 | 20 | .0 | .0 | .0 |
| 08... | 20 | 3 | 3 | 0 | 80 | 50 | 30 | .0 | .0 | .0 |
| 08... | 20 | 0 | 0 | 0 | 90 | 30 | 60 | .0 | .0 | .0 |

| DATE | TOTAL NICKEL (NI) (UG/L) | SUSPENDED NICKEL (NI) (UG/L) | DISSOLVED NICKEL (NI) (UG/L) | TOTAL SELENIUM (SE) (UG/L) | SUSPENDED SELENIUM (SE) (UG/L) | DISSOLVED SELENIUM (SE) (UG/L) | TOTAL ZINC (ZN) (UG/L) | SUSPENDED ZINC (ZN) (UG/L) | DISSOLVED ZINC (ZN) (UG/L) |
|---|---|---|---|---|---|---|---|---|---|
| MAY , 1977 | | | | | | | | | |
| 08... | 2 | 2 | 0 | 0 | 0 | 0 | 30 | 20 | 10 |
| 08... | 3 | 1 | 2 | 0 | 0 | 0 | 50 | 30 | 20 |
| 08... | 4 | 4 | 0 | 0 | 0 | 0 | 40 | 10 | 30 |

TABLE 9.--CHEMICAL AND PHYSICAL CONSTITUENTS, GULF OF MEXICO AT SOUTHWEST PASS--Continued

285338089263420 GULF OF MEXICO WEST OF SOUTHWEST PASS CHANNEL AT MILE 21.8 (BHP), DISPOSAL AREA (SITE 20), NEAR BURRWOOD, LA

WATER QUALITY DATA

| DATE | TIME | SAMPLING DEPTH (FT) | TOTAL NONFILTRABLE RESIDUE (MG/L) | VOL. NONFILTRABLE RESIDUE (MG/L) | TOTAL ARSENIC (AS) (UG/L) | SUSPENDED ARSENIC (AS) (UG/L) | DISSOLVED ARSENIC (AS) (UG/L) | TOTAL BERYLLIUM (BE) (UG/L) | SUSPENDED BERYLLIUM (BE) (UG/L) | DISSOLVED BERYLLIUM (BE) (UG/L) |
|---|---|---|---|---|---|---|---|---|---|---|
| MAY , 1977 | | | | | | | | | | |
| 08... | 1227 | 10 | 19 | 0 | 1 | 0 | 1 | 10 | 0 | 10 |
| 08... | 1228 | 20 | 27 | 1 | 1 | 0 | 1 | 10 | 0 | 10 |
| 08... | 1229 | 40 | 21 | 0 | 1 | 0 | 1 | 10 | 0 | 10 |
| 08... | 1415 | 10 | 8 | 0 | 1 | 0 | 1 | 10 | 10 | 0 |
| 08... | 1416 | 20 | 12 | 0 | 1 | 0 | 1 | 10 | 0 | 10 |
| 08... | 1417 | 40 | 18 | 0 | 1 | 0 | 1 | 10 | 0 | 10 |

| DATE | TOTAL CADMIUM (CD) (UG/L) | SUSPENDED CADMIUM (CD) (UG/L) | DISSOLVED CADMIUM (CD) (UG/L) | TOTAL CHROMIUM (CR) (UG/L) | SUSPENDED CHROMIUM (CR) (UG/L) | DISSOLVED CHROMIUM (CR) (UG/L) | HEXAVALENT CHROMIUM (CR6) (UG/L) | TOTAL COPPER (CU) (UG/L) | SUSPENDED COPPER (CU) (UG/L) | DISSOLVED COPPER (CU) (UG/L) |
|---|---|---|---|---|---|---|---|---|---|---|
| MAY , 1977 | | | | | | | | | | |
| 08... | 0 | 0 | 0 | <10 | <8 | 2 | 0 | 8 | 6 | 2 |
| 08... | 0 | 0 | 0 | 20 | 19 | 1 | 0 | 4 | 1 | 3 |
| 08... | 0 | 0 | 0 | 20 | 17 | 3 | 0 | 2 | 0 | 2 |
| 08... | 0 | 0 | 0 | 30 | 29 | 1 | 0 | 5 | 1 | 4 |
| 08... | 0 | 0 | 0 | 20 | 19 | 1 | 0 | 3 | 0 | 3 |
| 08... | 0 | 0 | 0 | 10 | 9 | 1 | 0 | 3 | 1 | 2 |

| DATE | DISSOLVED IRON (FE) (UG/L) | TOTAL LEAD (PB) (UG/L) | SUSPENDED LEAD (PB) (UG/L) | DISSOLVED LEAD (PB) (UG/L) | TOTAL MANGANESE (MN) (UG/L) | SUSPENDED MANGANESE (MN) (UG/L) | DISSOLVED MANGANESE (MN) (UG/L) | TOTAL MERCURY (HG) (UG/L) | SUSPENDED MERCURY (HG) (UG/L) | DISSOLVED MERCURY (HG) (UG/L) |
|---|---|---|---|---|---|---|---|---|---|---|
| MAY , 1977 | | | | | | | | | | |
| 08... | 20 | 3 | 1 | 2 | 70 | 0 | 70 | .0 | .0 | .0 |
| 08... | 20 | 4 | 4 | 0 | 70 | 50 | 20 | .0 | .0 | .0 |
| 08... | 20 | 0 | 0 | 0 | 90 | 30 | 60 | .0 | .0 | .0 |
| 08... | 10 | 4 | 0 | 4 | 40 | 30 | 10 | .0 | .0 | .0 |
| 08... | 20 | 2 | 0 | 2 | 70 | 30 | 40 | .3 | .3 | .0 |
| 08... | 20 | 3 | 0 | 3 | 90 | 20 | 70 | .0 | .0 | .0 |

| DATE | TOTAL NICKEL (NI) (UG/L) | SUSPENDED NICKEL (NI) (UG/L) | DISSOLVED NICKEL (NI) (UG/L) | TOTAL SELENIUM (SE) (UG/L) | SUSPENDED SELENIUM (SE) (UG/L) | DISSOLVED SELENIUM (SE) (UG/L) | TOTAL ZINC (ZN) (UG/L) | SUSPENDED ZINC (ZN) (UG/L) | DISSOLVED ZINC (ZN) (UG/L) |
|---|---|---|---|---|---|---|---|---|---|
| MAY , 1977 | | | | | | | | | |
| 08... | 3 | 1 | 2 | 0 | 0 | 0 | 30 | 0 | 30 |
| 08... | 4 | 4 | 0 | 0 | 0 | 0 | 30 | 10 | 20 |
| 08... | 2 | 2 | 0 | 0 | 0 | 0 | 40 | 10 | 30 |
| 08... | 3 | 3 | 0 | 0 | 0 | 0 | 20 | 10 | 10 |
| 08... | 3 | 3 | 0 | 0 | 0 | 0 | 20 | 0 | 20 |
| 08... | 5 | 1 | 4 | 0 | 0 | 0 | 40 | 20 | 20 |

< Actual value is known to be less than the value shown.

TABLE 9.--CHEMICAL AND PHYSICAL CONSTITUENTS, GULF OF MEXICO AT SOUTHWEST PASS--Continued

285338089263421 GULF OF MEXICO WEST OF SOUTHWEST PASS CHANNEL AT MILE 21.8 (BHP), DISPOSAL AREA (SITE 21), NEAR BURRWOOD, LA

WATER QUALITY DATA

| DATE | TIME | SAMPLING DEPTH (FT) | TOTAL NON-FILTRABLE RESIDUE (MG/L) | VOL. NON-FILTRABLE RESIDUE (MG/L) | TOTAL ARSENIC (AS) (UG/L) | SUSPENDED ARSENIC (AS) (UG/L) | DISSOLVED ARSENIC (AS) (UG/L) | TOTAL BERYLLIUM (BE) (UG/L) | SUSPENDED BERYLLIUM (BE) (UG/L) | DISSOLVED BERYLLIUM (BE) (UG/L) |
|---|---|---|---|---|---|---|---|---|---|---|
| MAY , 1977 | | | | | | | | | | |
| 08... | 1225 | 10 | 22 | 0 | 1 | 0 | 1 | 10 | 0 | 10 |
| 08... | 1226 | 20 | 31 | 3 | 1 | 1 | 0 | 10 | 0 | 10 |
| 08... | 1227 | 40 | 28 | 2 | 1 | 0 | 1 | 10 | 0 | 10 |

| DATE | TOTAL CADMIUM (CD) (UG/L) | SUSPENDED CADMIUM (CD) (UG/L) | DISSOLVED CADMIUM (CD) (UG/L) | TOTAL CHROMIUM (CR) (UG/L) | SUSPENDED CHROMIUM (CR) (UG/L) | DISSOLVED CHROMIUM (CR) (UG/L) | HEXAVALENT CHROMIUM (CR6) (UG/L) | TOTAL COPPER (CU) (UG/L) | SUSPENDED COPPER (CU) (UG/L) | DISSOLVED COPPER (CU) (UG/L) |
|---|---|---|---|---|---|---|---|---|---|---|
| MAY , 1977 | | | | | | | | | | |
| 08... | 0 | 0 | 0 | <10 | <7 | 3 | 0 | 5 | 0 | 5 |
| 08... | 0 | 0 | 0 | 30 | 28 | 2 | 0 | 2 | 0 | 2 |
| 08... | 0 | 0 | 0 | 40 | 37 | 3 | 0 | 2 | 0 | 2 |

| DATE | DISSOLVED IRON (FE) (UG/L) | TOTAL LEAD (PB) (UG/L) | SUSPENDED LEAD (PB) (UG/L) | DISSOLVED LEAD (PB) (UG/L) | TOTAL MANGANESE (MN) (UG/L) | SUSPENDED MANGANESE (MN) (UG/L) | DISSOLVED MANGANESE (MN) (UG/L) | TOTAL MERCURY (HG) (UG/L) | SUSPENDED MERCURY (HG) (UG/L) | DISSOLVED MERCURY (HG) (UG/L) |
|---|---|---|---|---|---|---|---|---|---|---|
| MAY , 1977 | | | | | | | | | | |
| 08... | 20 | 2 | 0 | 2 | 40 | 20 | 20 | .0 | .0 | .0 |
| 08... | 20 | 0 | 0 | 0 | 80 | 40 | 40 | .0 | .0 | .0 |
| 08... | 20 | 3 | 0 | 3 | 90 | 30 | 60 | .0 | .0 | .0 |

| DATE | TOTAL NICKEL (NI) (UG/L) | SUSPENDED NICKEL (NI) (UG/L) | DISSOLVED NICKEL (NI) (UG/L) | TOTAL SELENIUM (SE) (UG/L) | SUSPENDED SELENIUM (SE) (UG/L) | DISSOLVED SELENIUM (SE) (UG/L) | TOTAL ZINC (ZN) (UG/L) | SUSPENDED ZINC (ZN) (UG/L) | DISSOLVED ZINC (ZN) (UG/L) |
|---|---|---|---|---|---|---|---|---|---|
| MAY , 1977 | | | | | | | | | |
| 08... | 3 | 0 | 3 | 0 | 0 | 0 | 20 | 0 | 20 |
| 08... | 3 | 3 | 0 | 0 | 0 | 0 | 30 | 0 | 30 |
| 08... | 2 | 0 | 2 | 0 | 0 | 0 | 40 | 0 | 40 |

< Actual value is known to be less than the value shown.

TABLE 9.--CHEMICAL AND PHYSICAL CONSTITUENTS, GULF OF MEXICO AT SOUTHWEST PASS--Continued

285338089263422 GULF OF MEXICO WEST OF SOUTHWEST PASS CHANNEL AT MILE 21.8 (BHP), DISPOSAL AREA (SITE 22), NEAR BURRWOOD, LA

WATER QUALITY DATA

| DATE | TIME | SAMPLING DEPTH (FT) | TOTAL NON-FILTRABLE RESIDUE (MG/L) | VOL. NON-FILTRABLE RESIDUE (MG/L) | TOTAL ARSENIC (AS) (UG/L) | SUSPENDED ARSENIC (AS) (UG/L) | DISSOLVED ARSENIC (AS) (UG/L) | TOTAL BERYLLIUM (BE) (UG/L) | SUSPENDED BERYLLIUM (BE) (UG/L) | DISSOLVED BERYLLIUM (BE) (UG/L) |
|---|---|---|---|---|---|---|---|---|---|---|
| MAY , 1977 | | | | | | | | | | |
| 08... | 1223 | 10 | 15 | 0 | 1 | 0 | 1 | 10 | 0 | 10 |
| 08... | 1224 | 20 | 25 | 1 | 1 | 0 | 1 | 10 | 0 | 10 |
| 08... | 1225 | 40 | 27 | 1 | 1 | 0 | 1 | 10 | 0 | 10 |

| DATE | TOTAL CADMIUM (CD) (UG/L) | SUSPENDED CADMIUM (CD) (UG/L) | DISSOLVED CADMIUM (CD) (UG/L) | TOTAL CHROMIUM (CR) (UG/L) | SUSPENDED CHROMIUM (CR) (UG/L) | DISSOLVED CHROMIUM (CR) (UG/L) | HEXAVALENT CHROMIUM (CR6) (UG/L) | TOTAL COPPER (CU) (UG/L) | SUSPENDED COPPER (CU) (UG/L) | DISSOLVED COPPER (CU) (UG/L) |
|---|---|---|---|---|---|---|---|---|---|---|
| MAY , 1977 | | | | | | | | | | |
| 08... | 0 | 0 | 0 | 10 | 6 | 4 | 0 | 5 | 0 | 5 |
| 08... | 0 | 0 | 0 | 10 | 5 | 5 | 0 | 2 | 0 | 2 |
| 08... | 0 | 0 | 0 | 30 | 27 | 3 | 0 | 3 | 0 | 3 |

| DATE | DISSOLVED IRON (FE) (UG/L) | TOTAL LEAD (PB) (UG/L) | SUSPENDED LEAD (PB) (UG/L) | DISSOLVED LEAD (PB) (UG/L) | TOTAL MANGANESE (MN) (UG/L) | SUSPENDED MANGANESE (MN) (UG/L) | DISSOLVED MANGANESE (MN) (UG/L) | TOTAL MERCURY (HG) (UG/L) | SUSPENDED MERCURY (HG) (UG/L) | DISSOLVED MERCURY (HG) (UG/L) |
|---|---|---|---|---|---|---|---|---|---|---|
| MAY , 1977 | | | | | | | | | | |
| 08... | 10 | 4 | 0 | 4 | 30 | 20 | 10 | .0 | .0 | .0 |
| 08... | 20 | 2 | 0 | 2 | 50 | 20 | 30 | .0 | .0 | .0 |
| 08... | 20 | 2 | 0 | 2 | 90 | 20 | 70 | .0 | .0 | .0 |

| DATE | TOTAL NICKEL (NI) (UG/L) | SUSPENDED NICKEL (NI) (UG/L) | DISSOLVED NICKEL (NI) (UG/L) | TOTAL SELENIUM (SE) (UG/L) | SUSPENDED SELENIUM (SE) (UG/L) | DISSOLVED SELENIUM (SE) (UG/L) | TOTAL ZINC (ZN) (UG/L) | SUSPENDED ZINC (ZN) (UG/L) | DISSOLVED ZINC (ZN) (UG/L) |
|---|---|---|---|---|---|---|---|---|---|
| MAY , 1977 | | | | | | | | | |
| 08... | 5 | 1 | 4 | 0 | 0 | 0 | 30 | 0 | 30 |
| 08... | 2 | 2 | 0 | 0 | 0 | 0 | 30 | 10 | 20 |
| 08... | 3 | 3 | 0 | 0 | 0 | 0 | 40 | 0 | 40 |

TABLE 10.--CHEMICAL AND PHYSICAL CONSTITUENTS, MISSISSIPPI RIVER AT TIGER PASS AND GULF OF MEXICO AT TIGER PASS

WATER QUALITY DATA

290843089250000 TIGER PASS AT MILE 8.2, NEAR VENICE, LA

| DATE | TIME | TOTAL ARSENIC IN BOTTOM MATERIAL (UG/G) | TOTAL BERYLLIUM IN BOTTOM MATERIAL (UG/G) | TOTAL CADMIUM IN BOTTOM MATERIAL (UG/G) | TOTAL CHROMIUM IN BOTTOM MATERIAL (UG/G) | TOTAL COPPER IN BOTTOM MATERIAL (UG/G) | TOTAL IRON IN BOTTOM MATERIAL (UG/G) | TOTAL LEAD IN BOTTOM MATERIAL (UG/G) | TOTAL MANGANESE IN BOTTOM MATERIAL (UG/G) | TOTAL MERCURY IN BOTTOM MATERIAL (UG/G) | TOTAL SELENIUM IN BOTTOM MATERIAL (UG/G) |
|---|---|---|---|---|---|---|---|---|---|---|---|
| OCT , 1976 | | | | | | | | | | | |
| 05... | 1620 | 17 | <10 | <10 | 30 | 25 | 16000 | <10 | 1400 | .08 | 0 |
| 08... | 0900 | 7 | <10 | <10 | 30 | 25 | 17000 | <10 | 1400 | .04 | 0 |

| DATE | TOTAL ZINC IN BOTTOM MATERIAL (UG/G) | PCB IN BOTTOM MATERIAL (UG/KG) | PCN TOTAL IN BOTTOM MATRL DRY WT. (UG/KG) | ALDRIN IN BOTTOM MATERIAL (UG/KG) | CHLORDANE IN BOTTOM MATERIAL (UG/KG) | DDD IN BOTTOM MATERIAL (UG/KG) | DDE IN BOTTOM MATERIAL (UG/KG) | DIAZINON IN BOTTOM MATERIAL (UG/KG) | DIELDRIN IN BOTTOM MATERIAL (UG/KG) | ENDRIN IN BOTTOM MATERIAL (UG/KG) |
|---|---|---|---|---|---|---|---|---|---|---|
| OCT , 1976 | | | | | | | | | | |
| 05... | 75 | 0 | .0 | .0 | 1 | .6 | .0 | .0 | .0 | .0 |
| 08... | 90 | 0 | .0 | .0 | 2 | .4 | .5 | .0 | .0 | .0 |

| DATE | ETHION IN BOTTOM MATERIAL (UG/KG) | HEPTACHLOR IN BOTTOM MATERIAL (UG/KG) | HEPTACHLOR EPOXIDE IN BOTTOM MATERIAL (UG/KG) | LINDANE IN BOTTOM MATERIAL (UG/KG) | MALATHION IN BOTTOM MATERIAL (UG/KG) | METHYL PARATHION IN BOTTOM MATERIAL (UG/KG) | METHYL TRITHION IN BOTTOM MATERIAL (UG/KG) | PARATHION IN BOTTOM MATERIAL (UG/KG) | TOXAPHENE IN BOTTOM MATERIAL (UG/KG) | TRITHION IN BOTTOM MATERIAL (UG/KG) |
|---|---|---|---|---|---|---|---|---|---|---|
| OCT , 1976 | | | | | | | | | | |
| 05... | .0 | .0 | .0 | .0 | .0 | .0 | .0 | .0 | 0 | .0 |
| 08... | .0 | .0 | .0 | .0 | .0 | .0 | .0 | .0 | 0 | .0 |

290807089263000 GULF OF MEXICO 1.0 MILE SOUTHWEST OF TIGER PASS, NEAR VENICE, LA

| DATE | TIME | SPECIFIC CONDUCTANCE (MICROMHOS) | PH (UNITS) | TURBIDITY (JTU) | DISSOLVED OXYGEN (MG/L) | DISSOLVED CHEMICAL OXYGEN DEMAND (MG/L) | CHEMICAL OXYGEN DEMAND (HIGH LEVEL) (MG/L) | BIOCHEMICAL OXYGEN DEMAND 5 DAY (MG/L) | IMMEDIATE COLIFORM (COL. PER 100 ML) | FECAL COLIFORM .7UM-MF (COL./100 ML) | HARDNESS (CA,MG) (MG/L) | NONCARBONATE HARDNESS (MG/L) |
|---|---|---|---|---|---|---|---|---|---|---|---|---|
| OCT , 1976 | | | | | | | | | | | | |
| 05... | 1600 | 13900 | 8.2 | 15 | 7.7 | 22 | -- | 1.1 | 1200 | 100 | 1600 | 1400 |
| 08... | 0830 | 28400 | 8.0 | 20 | 7.0 | 15 | 24 | .7 | -- | -- | 3600 | 3400 |

| DATE | DISSOLVED CALCIUM (CA) (MG/L) | DISSOLVED MAGNESIUM (MG) (MG/L) | DISSOLVED SODIUM (NA) (MG/L) | PERCENT SODIUM | SODIUM ADSORPTION RATIO | DISSOLVED POTASSIUM (K) (MG/L) | BICARBONATE (HCO3) (MG/L) | CARBONATE (CO3) (MG/L) | ALKALINITY AS CACO3 (MG/L) | CARBON DIOXIDE (CO2) (MG/L) | DISSOLVED SULFATE (SO4) (MG/L) | DISSOLVED CHLORIDE (CL) (MG/L) |
|---|---|---|---|---|---|---|---|---|---|---|---|---|
| OCT , 1976 | | | | | | | | | | | | |
| 05... | 140 | 300 | 2500 | 76 | 27 | 110 | 169 | 0 | 139 | 1.7 | 660 | 4600 |
| 08... | 240 | 720 | 5500 | 76 | 40 | 230 | 161 | 0 | 132 | 2.6 | 1400 | 10000 |

| DATE | TOTAL NONFILTRABLE RESIDUE (MG/L) | SUSPENDED SOLIDS (MG/L) | VOL. NONFILTRABLE RESIDUE (MG/L) | TOTAL NITRATE (N) (MG/L) | TOTAL NITRITE (N) (MG/L) | TOTAL NITRITE PLUS NITRATE (N) (MG/L) | TOTAL AMMONIA NITROGEN (N) (MG/L) | DISSOLVED AMMONIA NITROGEN (N) (MG/L) | DISSOLVED AMMONIA (NH4) (MG/L) | TOTAL ORGANIC NITROGEN (N) (MG/L) | DISSOLVED ORGANIC NITROGEN (N) (MG/L) | TOTAL KJELDAHL NITROGEN (N) (MG/L) |
|---|---|---|---|---|---|---|---|---|---|---|---|---|
| OCT , 1976 | | | | | | | | | | | | |
| 05... | 32 | 25 | 6 | .01 | .01 | .02 | .14 | -- | -- | .65 | -- | .79 |
| 08... | 81 | 72 | 8 | .00 | .01 | .01 | .10 | .09 | .15 | .30 | .30 | .40 |

< Actual value is known to be less than the value shown.

TABLE 10.--CHEMICAL AND PHYSICAL CONSTITUENTS, MISSISSIPPI RIVER AT TIGER PASS AND GULF OF MEXICO AT TIGER PASS--Continued

290807089263000 GULF OF MEXICO 1.0 MILE SOUTHWEST OF TIGER PASS, NEAR VENICE, LA--Continued

WATER QUALITY DATA

| DATE | SUS-PENDED KJEL. NITRO-GEN (N) (MG/L) | DIS-SOLVED KJEL. NITRO-GEN (N) (MG/L) | TOTAL NITRO-GEN (N) (MG/L) | TOTAL NITRO-GEN (NO3) (MG/L) | DIS-SOL-VED-PHOS-PHORUS (P) (MG/L) | TOTAL ARSENIC (AS) (UG/L) | SUS-PENDED ARSENIC (AS) (UG/L) | DIS-SOLVED ARSENIC (AS) (UG/L) | TOTAL ARSENIC IN BOTTOM MA-TERIAL (UG/G) | TOTAL BERYL-LIUM (BE) (UG/L) | SUS-PENDED BERYL-LIUM (BE) (UG/L) | DIS-SOLVED BERYL-LIUM (BE) (UG/L) |
|---|---|---|---|---|---|---|---|---|---|---|---|---|
| OCT , 1976 | | | | | | | | | | | | |
| 05... | -- | -- | .81 | 3.6 | -- | 2 | 0 | 2 | 11 | 0 | 0 | 0 |
| 08... | .01 | .39 | .41 | 1.8 | .07 | 2 | 0 | 2 | 8 | 0 | 0 | 0 |

| DATE | TOTAL BERYL-LIUM IN BOTTOM MA-TERIAL (UG/G) | TOTAL CAD-MIUM (CD) (UG/L) | SUS-PENDED CAD-MIUM (CD) (UG/L) | DIS-SOLVED CAD-MIUM (CD) (UG/L) | TOTAL CADMIUM IN BOTTOM MA-TERIAL (UG/G) | TOTAL CHRO-MIUM (CR) (UG/L) | TOTAL CHRO-MIUM IN BOTTOM MA-TERIAL (UG/G) | HEXA-VALENT CHRO-MIUM (CR6) (UG/L) | TOTAL COPPER (CU) (UG/L) | SUS-PENDED COPPER (CU) (UG/L) | DIS-SOLVED COPPER (CU) (UG/L) | TOTAL COPPER IN BOTTOM MA-TERIAL (UG/G) |
|---|---|---|---|---|---|---|---|---|---|---|---|---|
| OCT , 1976 | | | | | | | | | | | | |
| 05... | <10 | 0 | 0 | 0 | <10 | 40 | 25 | 0 | 6 | 1 | 5 | 20 |
| 08... | <10 | 0 | 0 | 0 | <10 | 30 | 25 | 0 | 6 | 2 | 4 | 10 |

| DATE | DIS-SOLVED IRON (FE) (UG/L) | TOTAL IRON IN BOTTOM MA-TERIAL (UG/G) | TOTAL LEAD (PB) (UG/L) | SUS-PENDED LEAD (PB) (UG/L) | DIS-SOLVED LEAD (PB) (UG/L) | TOTAL LEAD IN BOTTOM MA-TERIAL (UG/G) | TOTAL MAN-GANESE (MN) (UG/L) | SUS-PENDED MAN-GANESE (MN) (UG/L) | DIS-SOLVED MAN-GANESE (MN) (UG/L) | TOTAL MANGA-NESE IN BOTTOM MA-TERIAL (UG/G) | TOTAL MERCURY (HG) (UG/L) | SUS-PENDED MERCURY (HG) (UG/L) |
|---|---|---|---|---|---|---|---|---|---|---|---|---|
| OCT , 1976 | | | | | | | | | | | | |
| 05... | 20 | 12000 | 4 | 2 | 2 | <10 | 120 | 80 | 40 | 70 | .2 | .1 |
| 08... | 60 | 10000 | 3 | 3 | 0 | <10 | 120 | 110 | 10 | 470 | .0 | .0 |

| DATE | DIS-SOLVED MERCURY (HG) (UG/L) | TOTAL MERCURY IN BOTTOM MA-TERIAL (UG/G) | TOTAL NICKEL (NI) (UG/L) | SUS-PENDED NICKEL (NI) (UG/L) | DIS-SOLVED NICKEL (NI) (UG/L) | TOTAL SELE-NIUM (SE) (UG/L) | SUS-PENDED SELE-NIUM (SE) (UG/L) | DIS-SOLVED SELE-NIUM (SE) (UG/L) | TOTAL SELE-NIUM IN BOTTOM MA-TERIAL (UG/G) | TOTAL ZINC (ZN) (UG/L) | SUS-PENDED ZINC (ZN) (UG/L) | DIS-SOLVED ZINC (ZN) (UG/L) |
|---|---|---|---|---|---|---|---|---|---|---|---|---|
| OCT , 1976 | | | | | | | | | | | | |
| 05... | .1 | .02 | 11 | 0 | 11 | 0 | 0 | 0 | 0 | 40 | 20 | 20 |
| 08... | .0 | .02 | 3 | 0 | 3 | 0 | 0 | 0 | 0 | 50 | 30 | 20 |

| DATE | TOTAL ZINC IN BOTTOM MA-TERIAL (UG/G) | TOTAL ORGANIC CARBON (C) (MG/L) | CYANIDE (CN) (MG/L) | PHENOLS (UG/L) | OIL GREASE TOTAL RECOVER ABLE (MG/L) | TOTAL PCB (UG/L) | PCB IN BOTTOM MA-TERIAL (UG/KG) | POLY-CHLO-RINATED NAPH-THA-LENES (UG/L) | PCN TOTAL IN BOTTOM MATRL DRY WT. (UG/KG) | TOTAL ALDRIN (UG/L) | ALDRIN IN BOTTOM MA-TERIAL (UG/KG) | TOTAL CHLOR-DANE (UG/L) |
|---|---|---|---|---|---|---|---|---|---|---|---|---|
| OCT , 1976 | | | | | | | | | | | | |
| 05... | 60 | 3.6 | .00 | 4 | 0 | .0 | 0 | .00 | .0 | .00 | .0 | .0 |
| 08... | 60 | 4.4 | .00 | 1 | 0 | .0 | 4 | .00 | .0 | .00 | .0 | .0 |

| DATE | CHLOR-DANE IN BOTTOM MA-TERIAL (UG/KG) | TOTAL DDD (UG/L) | DDD IN BOTTOM MA-TERIAL (UG/KG) | TOTAL DDE (UG/L) | DDE IN BOTTOM MA-TERIAL (UG/KG) | TOTAL DDT (UG/L) | DDT IN BOTTOM MA-TERIAL (UG/KG) | TOTAL DI-AZINON (UG/L) | DI-AZINON IN BOTTOM MA-TERIAL (UG/KG) | TOTAL DI-ELDRIN (UG/L) | DI-ELDRIN IN BOTTOM MA-TERIAL (UG/KG) | TOTAL ENDRIN (UG/L) |
|---|---|---|---|---|---|---|---|---|---|---|---|---|
| OCT , 1976 | | | | | | | | | | | | |
| 05... | 0 | .00 | .0 | .00 | .0 | .00 | .0 | .00 | .0 | .00 | .0 | .00 |
| 08... | 3 | .00 | 1.1 | .00 | .7 | .00 | .0 | .00 | .0 | .00 | .3 | .00 |

< Actual value is known to be less than the value shown.

TABLE 10.--CHEMICAL AND PHYSICAL CONSTITUENTS, MISSISSIPPI RIVER AT TIGER PASS AND GULF OF MEXICO AT TIGER PASS--Continued

290807089263000 GULF OF MEXICO 1.0 MILE SOUTHWEST OF TIGER PASS, NEAR VENICE, LA--Continued

WATER QUALITY DATA

| DATE | ENDRIN IN BOTTOM MATERIAL (UG/KG) | TOTAL ETHION (UG/L) | ETHION IN BOTTOM MATERIAL (UG/KG) | TOTAL HEPTACHLOR (UG/L) | HEPTACHLOR IN BOTTOM MATERIAL (UG/KG) | TOTAL HEPTACHLOR EPOXIDE (UG/L) | HEPTACHLOR EPOXIDE IN BOTTOM MATERIAL (UG/KG) | TOTAL LINDANE (UG/L) | LINDANE IN BOTTOM MATERIAL (UG/KG) | TOTAL MALATHION (UG/L) | MALATHION IN BOTTOM MATERIAL (UG/KG) | TOTAL METHYL PARATHION (UG/L) |
|---|---|---|---|---|---|---|---|---|---|---|---|---|
| OCT , 1976 | | | | | | | | | | | | |
| 05... | .0 | .00 | .0 | .00 | .0 | .00 | .0 | .01 | .0 | .00 | .0 | .00 |
| 09... | .0 | .00 | .0 | .00 | .0 | .00 | .0 | .00 | .0 | .00 | .0 | .00 |

| DATE | METHYL PARATHION IN BOTTOM MATERIAL (UG/KG) | TOTAL METHYL TRITHION (UG/L) | METHYL TRITHION IN BOTTOM MATERIAL (UG/KG) | TOTAL PARATHION (UG/L) | PARATHION IN BOTTOM MATERIAL (UG/KG) | TOTAL TOXAPHENE (UG/L) | TOXAPHENE IN BOTTOM MATERIAL (UG/KG) | TOTAL TRITHION (UG/L) | TRITHION IN BOTTOM MATERIAL (UG/KG) | TOTAL 2,4-D (UG/L) | TOTAL 2,4,5-T (UG/L) | TOTAL SILVEX (UG/L) |
|---|---|---|---|---|---|---|---|---|---|---|---|---|
| OCT , 1976 | | | | | | | | | | | | |
| 05... | .0 | .00 | .0 | .00 | .0 | 0 | 0 | .00 | .0 | .00 | .01 | .00 |
| 09... | .0 | .00 | .0 | .00 | .0 | 0 | 0 | .00 | .0 | .00 | .01 | .00 |

TABLE 11.--CHEMICAL AND PHYSICAL CONSTITUENTS, GULF OF MEXICO AT FRESHWATER BAYOU CHANNEL AND FRESHWATER DISTRIBUTION CHANNEL

WATER QUALITY DATA

293053092184400 GULF OF MEXICO IN FRESHWATER DISTRIBUTION CHANNEL AT MILE -1.0, NEAR INTRACOASTAL CITY, LA

| DATE | TIME | TOTAL ARSENIC IN BOTTOM MATERIAL (UG/G) | TOTAL BERYLLIUM IN BOTTOM MATERIAL (UG/G) | TOTAL CADMIUM IN BOTTOM MATERIAL (UG/G) | TOTAL CHROMIUM IN BOTTOM MATERIAL (UG/G) | TOTAL COPPER IN BOTTOM MATERIAL (UG/G) | TOTAL IRON IN BOTTOM MATERIAL (UG/G) | TOTAL LEAD IN BOTTOM MATERIAL (UG/G) | TOTAL MANGANESE IN BOTTOM MATERIAL (UG/G) | TOTAL MERCURY IN BOTTOM MATERIAL (UG/G) | TOTAL SELENIUM IN BOTTOM MATERIAL (UG/G) |
|---|---|---|---|---|---|---|---|---|---|---|---|
| OCT , 1976 | | | | | | | | | | | |
| 21... | 1015 | 13 | 0 | <10 | <10 | 20 | 12000 | 25 | 1000 | .10 | 0 |
| 21... | 1130 | 12 | 0 | <10 | <10 | 20 | 15000 | <10 | 1900 | .20 | 0 |

| DATE | TOTAL ZINC IN BOTTOM MATERIAL (UG/G) | PCB IN BOTTOM MATERIAL (UG/KG) | PCB TOTAL IN BOTTOM MATRL DRY WT. (UG/KG) | ALDRIN IN BOTTOM MATERIAL (UG/KG) | CHLORDANE IN BOTTOM MATERIAL (UG/KG) | DDD IN BOTTOM MATERIAL (UG/KG) | DDE IN BOTTOM MATERIAL (UG/KG) | DDT IN BOTTOM MATERIAL (UG/KG) | DIAZINON IN BOTTOM MATERIAL (UG/KG) | DIELDRIN IN BOTTOM MATERIAL (UG/KG) | ENDRIN IN BOTTOM MATERIAL (UG/KG) |
|---|---|---|---|---|---|---|---|---|---|---|---|
| OCT , 1976 | | | | | | | | | | | |
| 21... | 50 | 0 | .0 | .0 | 0 | 1.6 | 1.0 | .0 | .0 | .0 | .0 |
| 21... | 70 | 0 | .0 | .0 | 0 | 1.2 | 1.2 | .0 | .0 | .0 | .0 |

| DATE | ETHION IN BOTTOM MATERIAL (UG/KG) | HEPTACHLOR IN BOTTOM MATERIAL (UG/KG) | HEPTACHLOR EPOXIDE IN BOTTOM MATERIAL (UG/KG) | LINDANE IN BOTTOM MATERIAL (UG/KG) | MALATHION IN BOTTOM MATERIAL (UG/KG) | METHYL PARATHION IN BOTTOM MATERIAL (UG/KG) | METHYL TRITHION IN BOTTOM MATERIAL (UG/KG) | MIREX IN BOTTOM MATERIALS (UG/KG DRY SOLIDS) | PARATHION IN BOTTOM MATERIAL (UG/KG) | TOXAPHENE IN BOTTOM MATERIAL (UG/KG) | TRITHION IN BOTTOM MATERIAL (UG/KG) |
|---|---|---|---|---|---|---|---|---|---|---|---|
| OCT , 1976 | | | | | | | | | | | |
| 21... | .0 | .0 | .0 | .0 | .0 | .0 | .0 | .0 | .0 | 0 | .0 |
| 21... | .0 | .0 | .0 | .0 | .0 | .0 | .0 | .0 | .0 | 0 | .0 |

293056092190700 GULF OF MEXICO 300 YARDS WEST OF FRESHWATER BAYOU CHANNEL AT MILE -1.0, NEAR INTRACOASTAL CITY, LA

| DATE | TIME | SPECIFIC CONDUCTANCE (MICROMHOS) | PH (UNITS) | COLOR (PLATINUM-COBALT UNITS) | TURBIDITY (JTU) | DISSOLVED OXYGEN (MG/L) | DISSOLVED CHEMICAL OXYGEN DEMAND (MG/L) | CHEMICAL OXYGEN DEMAND (HIGH LEVEL) (MG/L) | BIOCHEMICAL OXYGEN DEMAND 5 DAY (MG/L) | HARDNESS (CA,MG) (MG/L) | NONCARBONATE HARDNESS (MG/L) | DISSOLVED CALCIUM (CA) (MG/L) |
|---|---|---|---|---|---|---|---|---|---|---|---|---|
| OCT , 1976 | | | | | | | | | | | | |
| 21... | 1030 | 42100 | 5.0 | 0 | 20 | 9.4 | -- | -- | 1.7 | 5300 | 5200 | 300 |
| 21... | 1145 | 41000 | 5.0 | 0 | 20 | 9.4 | 52 | 60 | 2.3 | 5300 | 5200 | 300 |

| DATE | DISSOLVED MAGNESIUM (MG) (MG/L) | DISSOLVED SODIUM (NA) (MG/L) | PERCENT SODIUM | SODIUM ADSORPTION RATIO | DISSOLVED POTASSIUM (K) (MG/L) | BICARBONATE (HCO3) (MG/L) | CARBONATE (CO3) (MG/L) | ALKALINITY AS CACO3 (MG/L) | CARBON DIOXIDE (CO2) (MG/L) | DISSOLVED SULFATE (SO4) (MG/L) | DISSOLVED CHLORIDE (CL) (MG/L) | TOTAL NONFILTRABLE RESIDUE (MG/L) |
|---|---|---|---|---|---|---|---|---|---|---|---|---|
| OCT , 1976 | | | | | | | | | | | | |
| 21... | 1100 | 9000 | 77 | 54 | 330 | 152 | 0 | 125 | 2.4 | 2000 | 16000 | 41 |
| 21... | 1100 | 9000 | 77 | 54 | 330 | 152 | 0 | 125 | 2.4 | 2100 | 16000 | 88 |

< Actual value is known to be less than the value shown.

TABLE 11.--CHEMICAL AND PHYSICAL CONSTITUENTS, GULF OF MEXICO AT FRESHWATER BAYOU CHANNEL AND FRESHWATER DISTRIBUTION CHANNEL--Continued

293056092190700 GULF OF MEXICO 300 YARDS WEST OF FRESHWATER BAYOU CHANNEL AT MILE -1.0, NEAR INTRACOASTAL CITY, LA--Continued

WATER QUALITY DATA

| DATE | SUS-PENDED SOLIDS (MG/L) | VOL. NON-FILT-ABLE RESIDUE (MG/L) | TOTAL NITRATE (N) (MG/L) | TOTAL NITRITE (N) (MG/L) | TOTAL NITRITE PLUS NITRATE (N) (MG/L) | TOTAL AMMONIA NITRO-GEN (N) (MG/L) | DIS-SOLVED AMMONIA NITRO-GEN (N) (MG/L) | DIS-SOLVED AMMONIA (NH4) (MG/L) | TOTAL ORGANIC NITRO-GEN (N) (MG/L) | DIS-SOLVED ORGANIC NITRO-GEN (N) (MG/L) | TOTAL KJEL-DAHL NITRO-GEN (N) (MG/L) | SUS-PENDED KJEL. NITRO-GEN (N) (MG/L) |
|---|---|---|---|---|---|---|---|---|---|---|---|---|
| OCT , 1976 | | | | | | | | | | | | |
| 21... | 38 | 3 | .03 | .01 | .04 | .15 | .10 | .13 | .45 | .18 | .60 | .32 |
| 21... | 75 | 3 | .06 | .01 | .07 | .16 | .10 | .13 | .37 | .20 | .53 | .23 |

| DATE | DIS-SOLVED KJEL. NITRO-GEN (N) (MG/L) | TOTAL NITRO-GEN (N) (MG/L) | TOTAL NITRO-GEN (NO3) (MG/L) | DIS-SOL-VED PHOS-PHORUS (P) (MG/L) | TOTAL ARSENIC (AS) (UG/L) | SUS-PENDED ARSENIC (AS) (UG/L) | DIS-SOLVED ARSENIC (AS) (UG/L) | TOTAL ARSENIC IN BOTTOM MA-TERIAL (UG/G) | TOTAL BERYL-LIUM (BE) (UG/L) | SUS-PENDED BERYL-LIUM (BE) (UG/L) | DIS-SOLVED BERYL-LIUM (BE) (UG/L) | TOTAL BERYL-LIUM IN BOTTOM MA-TERIAL (UG/G) |
|---|---|---|---|---|---|---|---|---|---|---|---|---|
| OCT , 1976 | | | | | | | | | | | | |
| 21... | .28 | .64 | 2.8 | .05 | 2 | 1 | 1 | 10 | 10 | 10 | 0 | 0 |
| 21... | .30 | .60 | 2.7 | .05 | 2 | 0 | 2 | 14 | 10 | 10 | 0 | 0 |

| DATE | TOTAL CAD-MIUM (CD) (UG/L) | SUS-PENDED CAD-MIUM (CD) (UG/L) | DIS-SOLVED CAD-MIUM (CD) (UG/L) | TOTAL CADMIUM IN BOTTOM MA-TERIAL (UG/G) | TOTAL CHRO-MIUM (CR) (UG/L) | TOTAL CHRO-MIUM IN BOTTOM MA-TERIAL (UG/G) | HEXA-VALENT CHRO-MIUM (CR6) (UG/L) | TOTAL COPPER (CU) (UG/L) | SUS-PENDED COPPER (CU) (UG/L) | DIS-SOLVED COPPER (CU) (UG/L) | TOTAL COPPER IN BOTTOM MA-TERIAL (UG/G) | DIS-SOLVED IRON (FE) (UG/L) |
|---|---|---|---|---|---|---|---|---|---|---|---|---|
| OCT , 1976 | | | | | | | | | | | | |
| 21... | 2 | 0 | 2 | 0 | 30 | <10 | 0 | 6 | 0 | 6 | 10 | 50 |
| 21... | 1 | 1 | 0 | 0 | <10 | <10 | 0 | 4 | 2 | 2 | 20 | 80 |

| DATE | TOTAL IRON IN BOTTOM MA-TERIAL (UG/G) | TOTAL LEAD (PB) (UG/L) | SUS-PENDED LEAD (PB) (UG/L) | DIS-SOLVED LEAD (PB) (UG/L) | TOTAL LEAD IN BOTTOM MA-TERIAL (UG/G) | TOTAL MAN-GANESE (MN) (UG/L) | SUS-PENDED MAN-GANESE (MN) (UG/L) | DIS-SOLVED MAN-GANESE (MN) (UG/L) | TOTAL MANGA-NESE IN BOTTOM MA-TERIAL (UG/G) | TOTAL MERCURY (HG) (UG/L) | SUS-PENDED MERCURY (HG) (UG/L) | DIS-SOLVED MERCURY (HG) (UG/L) |
|---|---|---|---|---|---|---|---|---|---|---|---|---|
| OCT , 1976 | | | | | | | | | | | | |
| 21... | 14000 | 3 | 3 | 0 | 50 | 90 | 50 | 40 | 850 | .2 | .1 | .1 |
| 21... | 16000 | 1 | 1 | 0 | <10 | 100 | 60 | 40 | 920 | .1 | .0 | .1 |

| DATE | TOTAL MERCURY IN BOTTOM MA-TERIAL (UG/G) | TOTAL NICKEL (NI) (UG/L) | SUS-PENDED NICKEL (NI) (UG/L) | DIS-SOLVED NICKEL (NI) (UG/L) | TOTAL SELE-NIUM (SE) (UG/L) | SUS-PENDED SELE-NIUM (SE) (UG/L) | DIS-SOLVED SELE-NIUM (SE) (UG/L) | TOTAL SELE-NIUM IN BOTTOM MA-TERIAL (UG/G) | TOTAL ZINC (ZN) (UG/L) | SUS-PENDED ZINC (ZN) (UG/L) | DIS-SOLVED ZINC (ZN) (UG/L) | TOTAL ZINC IN BOTTOM MA-TERIAL (UG/G) |
|---|---|---|---|---|---|---|---|---|---|---|---|---|
| OCT , 1976 | | | | | | | | | | | | |
| 21... | .14 | 6 | 1 | 5 | 0 | 0 | 0 | 0 | 40 | 10 | 30 | 60 |
| 21... | .12 | 3 | 1 | 2 | 0 | 0 | 0 | 0 | 40 | 10 | 30 | 70 |

< Actual value is known to be less than the value shown.

TABLE 11.--CHEMICAL AND PHYSICAL CONSTITUENTS, GULF OF MEXICO AT FRESHWATER BAYOU CHANNEL AND FRESHWATER DISTRIBUTION CHANNEL--Continued

293056092190700 GULF OF MEXICO 300 YARDS WEST OF FRESHWATER BAYOU CHANNEL AT MILE -1.0, NEAR INTRACOASTAL CITY, LA--Continued

WATER QUALITY DATA

| DATE | TOTAL ORGANIC CARBON (C) (MG/L) | CYANIDE (CN) (MG/L) | PHENOLS (UG/L) | OIL GREASE TOTAL RECOVERABLE (MG/L) | TOTAL PCB (UG/L) | PCB IN BOTTOM MATERIAL (UG/KG) | POLY-CHLORINATED NAPHTHALENES (UG/L) | PCN TOTAL IN BOTTOM MATRL DRY WT. (UG/KG) | TOTAL ALDRIN (UG/L) | ALDRIN IN BOTTOM MATERIAL (UG/KG) | TOTAL CHLORDANE (UG/L) | CHLORDANE IN BOTTOM MATERIAL (UG/KG) |
|---|---|---|---|---|---|---|---|---|---|---|---|---|
| OCT , 1976 | | | | | | | | | | | | |
| 21... | 4.6 | .00 | 1 | 1 | .0 | 0 | .00 | .0 | .00 | .0 | .0 | 0 |
| 21... | 3.8 | .00 | 0 | 0 | .0 | 0 | .00 | .0 | .00 | .0 | .0 | 0 |

| DATE | TOTAL DDD (UG/L) | DDD IN BOTTOM MATERIAL (UG/KG) | TOTAL DDE (UG/L) | DDE IN BOTTOM MATERIAL (UG/KG) | TOTAL DDT (UG/L) | DDT IN BOTTOM MATERIAL (UG/KG) | TOTAL DI-AZINON (UG/L) | DI-AZINON IN BOTTOM MATERIAL (UG/KG) | TOTAL DI-ELDRIN (UG/L) | DI-ELDRIN IN BOTTOM MATERIAL (UG/KG) | TOTAL ENDRIN (UG/L) | ENDRIN IN BOTTOM MATERIAL (UG/KG) |
|---|---|---|---|---|---|---|---|---|---|---|---|---|
| OCT , 1976 | | | | | | | | | | | | |
| 21... | .00 | 2.3 | .00 | .7 | .00 | .0 | .00 | .0 | .00 | .0 | .00 | .0 |
| 21... | .00 | 2.1 | .00 | .7 | .00 | .0 | .00 | .0 | .00 | .0 | .00 | .0 |

| DATE | TOTAL ETHION (UG/L) | ETHION IN BOTTOM MATERIAL (UG/KG) | TOTAL HEPTACHLOR (UG/L) | HEPTACHLOR IN BOTTOM MATERIAL (UG/KG) | TOTAL HEPTACHLOR EPOXIDE (UG/L) | HEPTACHLOR EPOXIDE IN BOTTOM MATERIAL (UG/KG) | TOTAL LINDANE (UG/L) | LINDANE IN BOTTOM MATERIAL (UG/KG) | TOTAL MALATHION (UG/L) | MALATHION IN BOTTOM MATERIAL (UG/KG) | TOTAL METHYL PARATHION (UG/L) | METHYL PARATHION IN BOTTOM MATERIAL (UG/KG) |
|---|---|---|---|---|---|---|---|---|---|---|---|---|
| OCT , 1976 | | | | | | | | | | | | |
| 21... | .00 | .0 | .00 | .0 | .00 | .0 | .00 | .0 | .00 | .0 | .00 | .0 |
| 21... | .00 | .0 | .00 | .0 | .00 | .0 | .00 | .0 | .00 | .0 | .00 | .0 |

| DATE | TOTAL METHYL TRITHION (UG/L) | METHYL TRITHION IN BOTTOM MATERIAL (UG/KG) | MIREX IN BOTTOM MATERIALS (UG/KG DRY SOLIDS) | TOTAL PARATHION (UG/L) | PARATHION IN BOTTOM MATERIAL (UG/KG) | TOTAL TOXAPHENE (UG/L) | TOXAPHENE IN BOTTOM MATERIAL (UG/KG) | TOTAL TRITHION (UG/L) | TRITHION IN BOTTOM MATERIAL (UG/KG) | TOTAL 2,4-D (UG/L) | TOTAL 2,4,5-T (UG/L) | TOTAL SILVEX (UG/L) |
|---|---|---|---|---|---|---|---|---|---|---|---|---|
| OCT , 1976 | | | | | | | | | | | | |
| 21... | .00 | .0 | .0 | .00 | .0 | 0 | 0 | .00 | .0 | .00 | .00 | .00 |
| 21... | .00 | .0 | .0 | .00 | .0 | 0 | 0 | .00 | .0 | .00 | .00 | .00 |

TABLE 11.--CHEMICAL AND PHYSICAL CONSTITUENTS, GULF OF MEXICO AT FRESHWATER BAYOU CHANNEL AND FRESHWATER DISTRIBUTION CHANNEL--Continued

WATER QUALITY DATA

292930092190000 GULF OF MEXICO IN FRESHWATER DISTRIBUTION CHANNEL AT MILE -2.0, NEAR INTRACOASTAL CITY, LA

| DATE | TIME | TOTAL ARSENIC IN BOTTOM MATERIAL (UG/G) | TOTAL BERYLLIUM IN BOTTOM MATERIAL (UG/G) | TOTAL CADMIUM IN BOTTOM MATERIAL (UG/G) | TOTAL CHROMIUM IN BOTTOM MATERIAL (UG/G) | TOTAL COPPER IN BOTTOM MATERIAL (UG/G) | TOTAL IRON IN BOTTOM MATERIAL (UG/G) | TOTAL LEAD IN BOTTOM MATERIAL (UG/G) | TOTAL MANGANESE IN BOTTOM MATERIAL (UG/G) | TOTAL MERCURY IN BOTTOM MATERIAL (UG/G) | TOTAL SELENIUM IN BOTTOM MATERIAL (UG/G) |
|---|---|---|---|---|---|---|---|---|---|---|---|
| OCT , 1976 | | | | | | | | | | | |
| 21... | 1045 | 15 | 0 | <10 | <10 | 25 | 13000 | <10 | 2300 | .20 | 0 |
| 21... | 1200 | 13 | 0 | <10 | <10 | 25 | 14000 | 38 | 2300 | .10 | 0 |

| DATE | TOTAL ZINC IN BOTTOM MATERIAL (UG/G) | PCB IN BOTTOM MATERIAL (UG/KG) | PCB TOTAL IN BOTTOM MATRL DRY WT. (UG/KG) | ALDRIN IN BOTTOM MATERIAL (UG/KG) | CHLORDANE IN BOTTOM MATERIAL (UG/KG) | DDD IN BOTTOM MATERIAL (UG/KG) | DDE IN BOTTOM MATERIAL (UG/KG) | DDT IN BOTTOM MATERIAL (UG/KG) | DIAZINON IN BOTTOM MATERIAL (UG/KG) | DIELDRIN IN BOTTOM MATERIAL (UG/KG) | ENDRIN IN BOTTOM MATERIAL (UG/KG) |
|---|---|---|---|---|---|---|---|---|---|---|---|
| OCT , 1976 | | | | | | | | | | | |
| 21... | 50 | 0 | .0 | .0 | 0 | 3.9 | 1.8 | .0 | .0 | .0 | .0 |
| 21... | 50 | 0 | .0 | .0 | 0 | 2.1 | .8 | .0 | .0 | .0 | .0 |

| DATE | ETHION IN BOTTOM MATERIAL (UG/KG) | HEPTACHLOR IN BOTTOM MATERIAL (UG/KG) | HEPTACHLOR EPOXIDE IN BOTTOM MATERIAL (UG/KG) | LINDANE IN BOTTOM MATERIAL (UG/KG) | MALATHION IN BOTTOM MATERIAL (UG/KG) | METHYL PARATHION IN BOTTOM MATERIAL (UG/KG) | METHYL TRITHION IN BOTTOM MATERIAL (UG/KG) | MIREX IN BOTTOM MATERIALS (UG/KG DRY SOLIDS) | PARATHION IN BOTTOM MATERIAL (UG/KG) | TOXAPHENE IN BOTTOM MATERIAL (UG/KG) | TRITHION IN BOTTOM MATERIAL (UG/KG) |
|---|---|---|---|---|---|---|---|---|---|---|---|
| OCT , 1976 | | | | | | | | | | | |
| 21... | .0 | .0 | .0 | .0 | .0 | .0 | .0 | .0 | .0 | 0 | .0 |
| 21... | .0 | .0 | .0 | .0 | .0 | .0 | .0 | .0 | .0 | 0 | .0 |

292936092192400 GULF OF MEXICO 300 YARDS WEST OF FRESHWATER BAYOU CHANNEL AT MILE -2.0, NEAR INTRACOASTAL CITY, LA

| DATE | TIME | SPECIFIC CONDUCTANCE (MICROMHOS) | PH (UNITS) | COLOR (PLATINUM-COBALT UNITS) | TURBIDITY (JTU) | DISSOLVED OXYGEN (MG/L) | DISSOLVED CHEMICAL OXYGEN DEMAND (MG/L) | BIOCHEMICAL OXYGEN DEMAND 5 DAY (MG/L) | HARDNESS (CA,MG) (MG/L) | NONCARBONATE HARDNESS (MG/L) | DISSOLVED CALCIUM (CA) (MG/L) | DISSOLVED MAGNESIUM (MG) (MG/L) |
|---|---|---|---|---|---|---|---|---|---|---|---|---|
| OCT , 1976 | | | | | | | | | | | | |
| 21... | 1100 | 42600 | 8.1 | 0 | 20 | 9.1 | 62 | 1.9 | 5300 | 5200 | 300 | 1100 |
| 21... | 1215 | 42700 | 8.1 | 0 | 15 | 9.0 | 56 | 1.1 | 5300 | 5100 | 290 | 1100 |

| DATE | DISSOLVED SODIUM (NA) (MG/L) | PERCENT SODIUM | SODIUM ADSORPTION RATIO | DISSOLVED POTASSIUM (K) (MG/L) | BICARBONATE (HCO3) (MG/L) | CARBONATE (CO3) (MG/L) | ALKALINITY AS CACO3 (MG/L) | CARBON DIOXIDE (CO2) (MG/L) | DISSOLVED SULFATE (SO4) (MG/L) | DISSOLVED CHLORIDE (CL) (MG/L) | TOTAL NONFILTRABLE RESIDUE (MG/L) | SUSPENDED SOLIDS (MG/L) |
|---|---|---|---|---|---|---|---|---|---|---|---|---|
| OCT , 1976 | | | | | | | | | | | | |
| 21... | 9300 | 78 | 56 | 360 | 152 | 0 | 125 | 1.9 | 2100 | 16000 | 85 | 77 |
| 21... | 8700 | 77 | 52 | 330 | 152 | 0 | 125 | 1.9 | 2100 | 16000 | 74 | 73 |

< Actual value is known to be less than the value shown.

TABLE 11.--CHEMICAL AND PHYSICAL CONSTITUENTS, GULF OF MEXICO AT FRESHWATER BAYOU CHANNEL AND FRESHWATER DISTRIBUTION CHANNEL--Continued

292936092192400 GULF OF MEXICO 300 YARDS WEST OF FRESHWATER BAYOU CHANNEL AT MILE -2.0, NEAR INTRACOASTAL CITY, LA--Continued

WATER QUALITY DATA

| DATE | VOL. NON-FILT-RABLE RESIDUE (MG/L) | TOTAL NITRATE (N) (MG/L) | TOTAL NITRITE (N) (MG/L) | TOTAL NITRITE PLUS NITRATE (N) (MG/L) | TOTAL AMMONIA NITRO-GEN (N) (MG/L) | DIS-SOLVED AMMONIA NITRO-GEN (N) (MG/L) | DIS-SOLVED AMMONIA (NH4) (MG/L) | TOTAL ORGANIC NITRO-GEN (N) (MG/L) | DIS-SOLVED ORGANIC NITRO-GEN (N) (MG/L) | TOTAL KJEL-DAHL NITRO-GEN (N) (MG/L) | SUS-PENDED KJEL. NITRO-GEN (N) (MG/L) | DIS-SOLVED KJEL. NITRO-GEN (N) (MG/L) |
|---|---|---|---|---|---|---|---|---|---|---|---|---|
| OCT , 1976 | | | | | | | | | | | | |
| 21... | 6 | .04 | .01 | .05 | .17 | .17 | .22 | .18 | .18 | .35 | .00 | .35 |
| 21... | 4 | .03 | .01 | .04 | .15 | .13 | .17 | .16 | .16 | .31 | .02 | .29 |

| DATE | TOTAL NITRO-GEN (N) (MG/L) | TOTAL NITRO-GEN (NO3) (MG/L) | DIS-SOL-VED-PHOS-PHORUS (P) (MG/L) | TOTAL ARSENIC (AS) (UG/L) | SUS-PENDED ARSENIC (AS) (UG/L) | DIS-SOLVED ARSENIC (AS) (UG/L) | TOTAL ARSENIC IN BOTTOM MA-TERIAL (UG/G) | TOTAL BERYL-LIUM (BE) (UG/L) | SUS-PENDED BERYL-LIUM (BE) (UG/L) | DIS-SOLVED BERYL-LIUM (BE) (UG/L) | TOTAL BERYL-LIUM IN BOTTOM MA-TERIAL (UG/G) | TOTAL CAD-MIUM (CD) (UG/L) |
|---|---|---|---|---|---|---|---|---|---|---|---|---|
| OCT , 1976 | | | | | | | | | | | | |
| 21... | .40 | 1.6 | .05 | 2 | 1 | 1 | 9 | 10 | 0 | 10 | 0 | 0 |
| 21... | .35 | 1.6 | .05 | 1 | 0 | 1 | 13 | 10 | 10 | 0 | 0 | 0 |

| DATE | SUS-PENDED CAD-MIUM (CD) (UG/L) | DIS-SOLVED CAD-MIUM (CD) (UG/L) | TOTAL CADMIUM IN BOTTOM MA-TERIAL (UG/G) | TOTAL CHRO-MIUM (CR) (UG/L) | TOTAL CHRO-MIUM IN BOTTOM MA-TERIAL (UG/G) | HEXA-VALENT CHRO-MIUM (CR6) (UG/L) | TOTAL COPPER (CU) (UG/L) | SUS-PENDED COPPER (CU) (UG/L) | DIS-SOLVED COPPER (CU) (UG/L) | TOTAL COPPER IN BOTTOM MA-TERIAL (UG/G) | DIS-SOLVED IRON (FE) (UG/L) |
|---|---|---|---|---|---|---|---|---|---|---|---|
| OCT , 1976 | | | | | | | | | | | |
| 21... | 0 | 0 | 0 | <10 | 10 | 0 | 3 | 1 | 2 | 20 | 40 |
| 21... | 0 | 0 | 0 | <10 | <10 | 0 | 8 | 4 | 4 | 20 | 40 |

| DATE | TOTAL IRON IN BOTTOM MA-TERIAL (UG/G) | TOTAL LEAD (PB) (UG/L) | SUS-PENDED LEAD (PB) (UG/L) | DIS-SOLVED LEAD (PB) (UG/L) | TOTAL LEAD IN BOTTOM MA-TERIAL (UG/G) | TOTAL MAN-GANESE (MN) (UG/L) | SUS-PENDED MAN-GANESE (MN) (UG/L) | DIS-SOLVED MAN-GANESE (MN) (UG/L) | TOTAL MANGA-NESE IN BOTTOM MA-TERIAL (UG/G) | TOTAL MERCURY (HG) (UG/L) | SUS-PENDED MERCURY (HG) (UG/L) | DIS-SOLVED MERCURY (HG) (UG/L) |
|---|---|---|---|---|---|---|---|---|---|---|---|---|
| OCT , 1976 | | | | | | | | | | | | |
| 21... | 18000 | 2 | 2 | 0 | 20 | 80 | 30 | 50 | 680 | .1 | .0 | .1 |
| 21... | 17000 | 0 | 0 | 0 | 20 | 80 | 40 | 40 | 700 | .1 | .0 | .1 |

| DATE | TOTAL MERCURY IN BOTTOM MA-TERIAL (UG/G) | TOTAL NICKEL (NI) (UG/L) | SUS-PENDED NICKEL (NI) (UG/L) | DIS-SOLVED NICKEL (NI) (UG/L) | TOTAL SELE-NIUM (SE) (UG/L) | SUS-PENDED SELE-NIUM (SE) (UG/L) | DIS-SOLVED SELE-NIUM (SE) (UG/L) | TOTAL SELE-NIUM IN BOTTOM MA-TERIAL (UG/G) | TOTAL ZINC (ZN) (UG/L) | SUS-PENDED ZINC (ZN) (UG/L) | DIS-SOLVED ZINC (ZN) (UG/L) | TOTAL ZINC IN BOTTOM MA-TERIAL (UG/G) |
|---|---|---|---|---|---|---|---|---|---|---|---|---|
| OCT , 1976 | | | | | | | | | | | | |
| 21... | .03 | 2 | 2 | 0 | 0 | 0 | 0 | 0 | 30 | 10 | 20 | 75 |
| 21... | .03 | 3 | 1 | 2 | 1 | 0 | 1 | 0 | 30 | 0 | 30 | 75 |

| DATE | TOTAL ORGANIC CARBON (C) (MG/L) | CYANIDE (CN) (MG/L) | PHENOLS (UG/L) | OIL GREASE TOTAL RECOVER ABLE (MG/L) | TOTAL PCB (UG/L) | PCB IN BOTTOM MA-TERIAL (UG/KG) | POLY-CHLO-RINATED NAPH-THA-LENES (UG/L) | PCN TOTAL IN BOTTOM MATRL DRY WT. (UG/KG) | TOTAL ALDRIN (UG/L) | ALDRIN IN BOTTOM MA-TERIAL (UG/KG) | TOTAL CHLOR-DANE (UG/L) | CHLOR-DANE IN BOTTOM MA-TERIAL (UG/KG) |
|---|---|---|---|---|---|---|---|---|---|---|---|---|
| OCT , 1976 | | | | | | | | | | | | |
| 21... | 3.0 | .00 | 0 | 1 | .0 | 0 | .00 | .0 | .00 | .0 | .0 | 0 |
| 21... | 2.8 | .00 | 0 | 1 | .0 | 0 | .00 | .0 | .00 | .0 | .0 | 0 |

< Actual value is known to be less than the value shown.

TABLE 11.--CHEMICAL AND PHYSICAL CONSTITUENTS, GULF OF MEXICO AT FRESHWATER BAYOU CHANNEL AND FRESHWATER DISTRIBUTION CHANNEL--Continued

292936092192400 GULF OF MEXICO 300 YARDS WEST OF FRESHWATER BAYOU CHANNEL AT MILE -2.0, NEAR INTRACOASTAL CITY, LA--Continued

WATER QUALITY DATA

| DATE | TOTAL ODD (UG/L) | DDD IN BOTTOM MA-TERIAL (UG/KG) | TOTAL DDE (UG/L) | DDE IN BOTTOM MA-TERIAL (UG/KG) | TOTAL DDT (UG/L) | DDT IN BOTTOM MA-TERIAL (UG/KG) | TOTAL DI-AZINON (UG/L) | DI-AZINON IN BOTTOM MA-TERIAL (UG/KG) | TOTAL DI-ELDRIN (UG/L) | DI-ELDRIN IN BOTTOM MA-TERIAL (UG/KG) | TOTAL ENDRIN (UG/L) | ENDRIN IN BOTTOM MA-TERIAL (UG/KG) |
|---|---|---|---|---|---|---|---|---|---|---|---|---|
| OCT , 1976 | | | | | | | | | | | | |
| 21... | .00 | 8.4 | .00 | 2.9 | .00 | .0 | .00 | .0 | .00 | .0 | .00 | .0 |
| 21... | .00 | 8.6 | .00 | 1.8 | .00 | .0 | .00 | .0 | .00 | .0 | .00 | .0 |

| DATE | TOTAL ETHION (UG/L) | ETHION IN BOTTOM MA-TERIAL (UG/KG) | TOTAL HEPTA-CHLOR (UG/L) | HEPTA-CHLOR IN BOTTOM MA-TERIAL (UG/KG) | TOTAL HEPTA-CHLOR EPOXIDE (UG/L) | HEPTA-CHLOR EPOXIDE IN BOT-TOM MA-TERIAL (UG/KG) | TOTAL LINDANE (UG/L) | LINDANE IN BOTTOM MA-TERIAL (UG/KG) | TOTAL MALA-THION (UG/L) | MALA-THION IN BOTTOM MA-TERIAL (UG/KG) | TOTAL METHYL PARA-THION (UG/L) | METHYL PARA-THION IN BOT-TOM MA-TERIAL (UG/KG) |
|---|---|---|---|---|---|---|---|---|---|---|---|---|
| OCT , 1976 | | | | | | | | | | | | |
| 21... | .00 | .0 | .00 | .0 | .00 | .0 | .00 | .0 | .00 | .0 | .00 | .0 |
| 21... | .00 | .0 | .00 | .0 | .00 | .0 | .00 | .0 | .00 | .0 | .00 | .0 |

| DATE | TOTAL METHYL TRI-THION (UG/L) | METHYL TRI-THION IN BOT-TOM MA-TERIAL (UG/KG) | MIREX IN BOT-TOM MA-TERIALS (UG/KG DRY SOLIDS) | TOTAL PARA-THION (UG/L) | PARA-THION IN BOTTOM MA-TERIAL (UG/KG) | TOTAL TOX-APHENE (UG/L) | TOX-APHENE IN BOTTOM MA-TERIAL (UG/KG) |
|---|---|---|---|---|---|---|---|
| OCT , 1976 | | | | | | | |
| 21... | .00 | .0 | .0 | .00 | .0 | 0 | 0 |
| 21... | .00 | .0 | .0 | .00 | .0 | 0 | 0 |

| DATE | TOTAL TRI-THION (UG/L) | TRI-THION IN BOTTOM MA-TERIAL (UG/KG) | TOTAL 2,4-D (UG/L) | TOTAL 2,4,5-T (UG/L) | TOTAL SILVEX (UG/L) | CHLORO-PHYLL A (UG/L) | CHLORO-PHYLL B (UG/L) |
|---|---|---|---|---|---|---|---|
| OCT , 1976 | | | | | | | |
| 21... | .00 | .0 | .00 | .00 | .00 | -- | -- |
| 21... | .00 | .0 | .00 | .00 | .00 | .000 | .000 |

TABLE 12.--CHEMICAL AND PHYSICAL CONSTITUENTS, GULF OF MEXICO AT CALCASIEU SHIP CHANNEL[1/]

294530093201200 GULF OF MEXICO 300 YARDS EAST OF CALCASIEU SHIP CHANNEL AT MILE -0.4, NEAR CAMERON, LA

WATER QUALITY DATA

| DATE | TIME | SPECIFIC CONDUCTANCE (MICROMHOS) | PH (UNITS) | DISSOLVED OXYGEN (MG/L) | BIOCHEMICAL OXYGEN DEMAND 5 DAY (MG/L) | IMMEDIATE COLIFORM (COL. PER 100 ML) | FECAL COLIFORM .7UM-MF (COL./100 ML) | HARDNESS (CA,MG) (MG/L) | NONCARBONATE HARDNESS (MG/L) | DISSOLVED CALCIUM (CA) (MG/L) | DISSOLVED MAGNESIUM (MG) (MG/L) | DISSOLVED SODIUM (NA) (MG/L) |
|---|---|---|---|---|---|---|---|---|---|---|---|---|
| SEP , 1976 | | | | | | | | | | | | |
| 08... | 0945 | 39500 | 8.1 | 7.3 | 2.6 | <5 | <5 | 4800 | 4700 | 320 | 980 | 8500 |
| 08... | 1150 | 38400 | 8.0 | 7.0 | 1.6 | 160 | 36 | 4800 | 4700 | 310 | 980 | 8300 |

| DATE | PERCENT SODIUM | SODIUM ADSORPTION RATIO | DISSOLVED POTASSIUM (K) (MG/L) | BICARBONATE (HCO3) (MG/L) | CARBONATE (CO3) (MG/L) | ALKALINITY AS CACO3 (MG/L) | CARBON DIOXIDE (CO2) (MG/L) | DISSOLVED SULFATE (SO4) (MG/L) | DISSOLVED CHLORIDE (CL) (MG/L) | TOTAL NONFILTRABLE RESIDUE (MG/L) | SUSPENDED SOLIDS (MG/L) | VOL. NONFILTRABLE RESIDUE (MG/L) |
|---|---|---|---|---|---|---|---|---|---|---|---|---|
| SEP , 1976 | | | | | | | | | | | | |
| 08... | 78 | 53 | 400 | 135 | 0 | 111 | 1.7 | 2000 | 16000 | 24 | 32 | 0 |
| 08... | 78 | 52 | 340 | 133 | 0 | 109 | 2.1 | 2000 | 15000 | 36 | 24 | 13 |

| DATE | TOTAL NITRATE (N) (MG/L) | TOTAL NITRITE (N) (MG/L) | TOTAL NITRITE PLUS NITRATE (N) (MG/L) | TOTAL AMMONIA NITROGEN (N) (MG/L) | DISSOLVED AMMONIA NITROGEN (N) (MG/L) | DISSOLVED AMMONIA (NH4) (MG/L) | TOTAL ORGANIC NITROGEN (N) (MG/L) | DISSOLVED ORGANIC NITROGEN (N) (MG/L) | TOTAL KJELDAHL NITROGEN (N) (MG/L) | SUSPENDED KJEL. NITROGEN (N) (MG/L) | DISSOLVED KJEL. NITROGEN (N) (MG/L) | TOTAL NITROGEN (N) (MG/L) |
|---|---|---|---|---|---|---|---|---|---|---|---|---|
| SEP , 1976 | | | | | | | | | | | | |
| 08... | .00 | .01 | .01 | .12 | .10 | .13 | .30 | .18 | .42 | .14 | .28 | .43 |
| 08... | .01 | .01 | .02 | .14 | .14 | .18 | .34 | .32 | .47 | .01 | .46 | .49 |

| DATE | TOTAL NITROGEN (NO3) (MG/L) | DISSOLVED PHOSPHORUS (P) (MG/L) | TOTAL ARSENIC (AS) (UG/L) | SUSPENDED ARSENIC (AS) (UG/L) | DISSOLVED ARSENIC (AS) (UG/L) | TOTAL ARSENIC IN BOTTOM MATERIAL (UG/G) | TOTAL BERYLLIUM (BE) (UG/L) | DISSOLVED BERYLLIUM (BE) (UG/L) | TOTAL BERYLLIUM IN BOTTOM MATERIAL (UG/G) | TOTAL CADMIUM (CD) (UG/L) | SUSPENDED CADMIUM (CD) (UG/L) | DISSOLVED CADMIUM (CD) (UG/L) |
|---|---|---|---|---|---|---|---|---|---|---|---|---|
| SEP , 1976 | | | | | | | | | | | | |
| 08... | 1.9 | .03 | 1 | 0 | 1 | 9 | 0 | 0 | 0 | 0 | 0 | 0 |
| 08... | 2.2 | .05 | 1 | 0 | 1 | 12 | 10 | 0 | 0 | 0 | 0 | 0 |

| DATE | TOTAL CADMIUM IN BOTTOM MATERIAL (UG/G) | TOTAL CHROMIUM (CR) (UG/L) | TOTAL CHROMIUM IN BOTTOM MATERIAL (UG/G) | HEXAVALENT CHROMIUM (CR6) (UG/L) | TOTAL COPPER (CU) (UG/L) | SUSPENDED COPPER (CU) (UG/L) | DISSOLVED COPPER (CU) (UG/L) | TOTAL COPPER IN BOTTOM MATERIAL (UG/G) | DISSOLVED IRON (FE) (UG/L) | TOTAL IRON IN BOTTOM MATERIAL (UG/G) | TOTAL LEAD (PB) (UG/L) |
|---|---|---|---|---|---|---|---|---|---|---|---|
| SEP , 1976 | | | | | | | | | | | |
| 08... | <10 | 30 | 20 | 0 | 4 | 1 | 3 | <10 | 50 | 9300 | 2 |
| 08... | <10 | 20 | 20 | 0 | 3 | 0 | 3 | 20 | 60 | 14000 | 3 |

< Actual value is known to be less than the value shown.

1/See U.S. Geological Survey (1976).

TABLE 12.--CHEMICAL AND PHYSICAL CONSTITUENTS, GULF OF MEXICO AT CALCASIEU SHIP CHANNEL--Continued

294530093201200 GULF OF MEXICO 300 YARDS EAST OF CALCASIEU SHIP CHANNEL AT MILE -0.4, NEAR CAMERON, LA--Continued

WATER QUALITY DATA

| DATE | SUS-PENDED LEAD (PB) (UG/L) | DIS-SOLVED LEAD (PB) (UG/L) | TOTAL LEAD IN BOTTOM MA-TERIAL (UG/G) | TOTAL MAN-GANESE (MN) (UG/L) | SUS-PENDED MAN-GANESE (MN) (UG/L) | DIS-SOLVED MAN-GANESE (MN) (UG/L) | TOTAL MANGA-NESE IN BOTTOM MA-TERIAL (UG/G) | TOTAL MERCURY (HG) (UG/L) | SUS-PENDED MERCURY (HG) (UG/L) | DIS-SOLVED MERCURY (HG) (UG/L) | TOTAL MERCURY IN BOTTOM MA-TERIAL (UG/G) | TOTAL NICKEL (NI) (UG/L) |
|---|---|---|---|---|---|---|---|---|---|---|---|---|
| SEP , 1976 | | | | | | | | | | | | |
| 08... | 2 | 0 | <10 | 60 | 30 | 30 | 720 | .0 | .0 | .0 | .2 | 3 |
| 08... | 2 | 1 | <10 | 70 | 40 | 30 | 1100 | .0 | .0 | .0 | .2 | 3 |

| DATE | SUS-PENDED NICKEL (NI) (UG/L) | DIS-SOLVED NICKEL (NI) (UG/L) | TOTAL SELE-NIUM (SE) (UG/L) | DIS-SOLVED SELE-NIUM (SE) (UG/L) | TOTAL SELE-NIUM IN BOTTOM MA-TERIAL (UG/G) | TOTAL ZINC (ZN) (UG/L) | SUS-PENDED ZINC (ZN) (UG/L) | DIS-SOLVED ZINC (ZN) (UG/L) | TOTAL ZINC IN BOTTOM MA-TERIAL (UG/G) | TOTAL ORGANIC CARBON (C) (MG/L) | CYANIDE (CN) (MG/L) | PHENOLS (UG/L) |
|---|---|---|---|---|---|---|---|---|---|---|---|---|
| SEP , 1976 | | | | | | | | | | | | |
| 08... | 2 | 1 | 0 | 0 | 0 | 50 | 10 | 40 | 40 | 6.7 | .00 | 1 |
| 08... | 2 | 1 | 0 | 0 | 1 | 50 | 0 | 50 | 50 | 3.4 | .00 | 2 |

| DATE | OIL GREASE TOTAL RECOVER ABLE (MG/L) | TOTAL PCB (UG/L) | PCB IN BOTTOM MA-TERIAL (UG/KG) | POLY-CHLO-RINATED NAPH-THA-LENES (UG/L) | TOTAL ALDRIN (UG/L) | ALDRIN IN BOTTOM MA-TERIAL (UG/KG) | TOTAL CHLOR-DANE (UG/L) | CHLOR-DANE IN BOTTOM MA-TERIAL (UG/KG) | TOTAL DDD (UG/L) | DDD IN BOTTOM MA-TERIAL (UG/KG) | TOTAL DDE (UG/L) | DDE IN BOTTOM MA-TERIAL (UG/KG) |
|---|---|---|---|---|---|---|---|---|---|---|---|---|
| SEP , 1976 | | | | | | | | | | | | |
| 08... | 1 | .0 | 11 | .00 | .00 | .0 | .0 | 0 | .00 | .0 | .00 | .0 |
| 08... | 0 | .0 | 0 | .00 | .00 | .0 | .0 | 0 | .00 | .0 | .00 | .0 |

| DATE | TOTAL DDT (UG/L) | DDT IN BOTTOM MA-TERIAL (UG/KG) | TOTAL DI-AZINON (UG/L) | DI-AZINON IN BOTTOM MA-TERIAL (UG/KG) | TOTAL DI-ELDRIN (UG/L) | DI-ELDRIN IN BOTTOM MA-TERIAL (UG/KG) | TOTAL ENDRIN (UG/L) | ENDRIN IN BOTTOM MA-TERIAL (UG/KG) | TOTAL ETHION (UG/L) | ETHION IN BOTTOM MA-TERIAL (UG/KG) | TOTAL HEPTA-CHLOR (UG/L) | HEPTA-CHLOR IN BOTTOM MA-TERIAL (UG/KG) |
|---|---|---|---|---|---|---|---|---|---|---|---|---|
| SEP , 1976 | | | | | | | | | | | | |
| 08... | .00 | .0 | .00 | .0 | .00 | .0 | .00 | .0 | .00 | .0 | .00 | .0 |
| 08... | .00 | .0 | .00 | .0 | .00 | .0 | .00 | .0 | .00 | .0 | .00 | .0 |

| DATE | TOTAL HEPTA-CHLOR EPOXIDE (UG/L) | HEPTA-CHLOR EPOXIDE IN BOT-TOM MA-TERIAL (UG/KG) | TOTAL LINDANE (UG/L) | LINDANE IN BOTTOM MA-TERIAL (UG/KG) | TOTAL MALA-THION (UG/L) | MALA-THION IN BOTTOM MA-TERIAL (UG/KG) | TOTAL METHYL PARA-THION (UG/L) | METHYL PARA-THION IN BOT-TOM MA-TERIAL (UG/KG) | TOTAL METHYL TRI-THION (UG/L) | METHYL TRI-THION IN BOT-TOM MA-TERIAL (UG/KG) | TOTAL PARA-THION (UG/L) | PARA-THION IN BOTTOM MA-TERIAL (UG/KG) |
|---|---|---|---|---|---|---|---|---|---|---|---|---|
| SEP , 1976 | | | | | | | | | | | | |
| 08... | .00 | .0 | .00 | .0 | .00 | .0 | .00 | .0 | .00 | .0 | .00 | .0 |
| 08... | .00 | .0 | .00 | .0 | .00 | .0 | .00 | .0 | .00 | .0 | .00 | .0 |

< Actual value is known to be less than the value shown.

TABLE 12.--CHEMICAL AND PHYSICAL CONSTITUENTS, GULF OF MEXICO AT CALCASIEU SHIP CHANNEL--Continued

WATER QUALITY DATA

294530093201200 GULF OF MEXICO 300 YARDS EAST OF CALCASIEU SHIP CHANNEL AT MILE -0.4, NEAR CAMERON, LA--Continued

| DATE | TOTAL TOX-APHENE (UG/L) | TOX-APHENE IN BOTTOM MA-TERIAL (UG/KG) | TOTAL TRI-THION (UG/L) | TRI-THION IN BOTTOM MA-TERIAL (UG/KG) | TOTAL 2,4-D (UG/L) | TOTAL 2,4,5-T (UG/L) | TOTAL SILVEX (UG/L) |
|---|---|---|---|---|---|---|---|
| SEP , 1976 | | | | | | | |
| 08... | 0 | 0 | .00 | .0 | .00 | .00 | .00 |
| 08... | 0 | 0 | .00 | .0 | .00 | .00 | .00 |

294524093203600 GULF OF MEXICO IN CALCASIEU SHIP CHANNEL AT MILE -0.4, NEAR CAMERON, LA
(Formerly published as Calcasieu River Ship Channel at Mile -0.4)

| DATE | TIME | TOTAL ARSENIC IN BOTTOM MA-TERIAL (UG/G) | TOTAL BERYL-LIUM IN BOTTOM MA-TERIAL (UG/G) | TOTAL CADMIUM IN BOTTOM MA-TERIAL (UG/G) | TOTAL CHRO-MIUM IN BOTTOM MA-TERIAL (UG/G) | TOTAL COPPER IN BOTTOM MA-TERIAL (UG/G) | TOTAL IRON IN BOTTOM MA-TERIAL (UG/G) | TOTAL LEAD IN BOTTOM MA-TERIAL (UG/G) | TOTAL MANGA-NESE IN BOTTOM MA-TERIAL (UG/G) | TOTAL MERCURY IN BOTTOM MA-TERIAL (UG/G) | TOTAL SELE-NIUM IN BOTTOM MA-TERIAL (UG/G) |
|---|---|---|---|---|---|---|---|---|---|---|---|
| SEP , 1976 | | | | | | | | | | | |
| 08... | 0915 | 4 | 0 | <10 | <10 | <10 | 1900 | <10 | 1400 | .1 | 0 |
| 08... | 1215 | 7 | 0 | <10 | <10 | 80 | 1900 | <10 | 1700 | .1 | 0 |

| DATE | TOTAL ZINC IN BOTTOM MA-TERIAL (UG/G) | PCB IN BOTTOM MA-TERIAL (UG/KG) | ALDRIN IN BOTTOM MA-TERIAL (UG/KG) | CHLOR-DANE IN BOTTOM MA-TERIAL (UG/KG) | DDD IN BOTTOM MA-TERIAL (UG/KG) | DDE IN BOTTOM MA-TERIAL (UG/KG) | DDT IN BOTTOM MA-TERIAL (UG/KG) | DI-AZINON IN BOTTOM MA-TERIAL (UG/KG) | DI-ELDRIN IN BOTTOM MA-TERIAL (UG/KG) | ENDRIN IN BOTTOM MA-TERIAL (UG/KG) |
|---|---|---|---|---|---|---|---|---|---|---|
| SEP , 1976 | | | | | | | | | | |
| 08... | 10 | 0 | .0 | 0 | .0 | .0 | .0 | .0 | .0 | .0 |
| 08... | <10 | 16 | .0 | 0 | .0 | .0 | .0 | .0 | .0 | .0 |

| DATE | ETHION IN BOTTOM MA-TERIAL (UG/KG) | HEPTA-CHLOR IN BOTTOM MA-TERIAL (UG/KG) | HEPTA-CHLOR EPOXIDE IN BOT-TOM MA-TERIAL (UG/KG) | LINDANE IN BOTTOM MA-TERIAL (UG/KG) | MALA-THION IN BOTTOM MA-TERIAL (UG/KG) | METHYL PARA-THION IN BOT-TOM MA-TERIAL (UG/KG) | METHYL TRI-THION IN BOT-TOM MA-TERIAL (UG/KG) | PARA-THION IN BOTTOM MA-TERIAL (UG/KG) | TOX-APHENE IN BOTTOM MA-TERIAL (UG/KG) | TRI-THION IN BOTTOM MA-TERIAL (UG/KG) |
|---|---|---|---|---|---|---|---|---|---|---|
| SEP , 1976 | | | | | | | | | | |
| 08... | .0 | .0 | .0 | .0 | .0 | .0 | .0 | .0 | 0 | .0 |
| 08... | .0 | .0 | .0 | .0 | .0 | .0 | .0 | .0 | 0 | .0 |

< Actual value is known to be less than the value shown.

TABLE 12.--CHEMICAL AND PHYSICAL CONSTITUENTS, GULF OF MEXICO AT CALCASIEU SHIP CHANNEL--Continued

294522093205900 GULF OF MEXICO 300 YARDS WEST OF CALCASIEU SHIP CHANNEL AT MILE -0.4, NEAR CAMERON, LA

WATER QUALITY DATA

| DATE | TIME | SPECIFIC CONDUCTANCE (MICROMHOS) | PH (UNITS) | DISSOLVED OXYGEN (MG/L) | BIOCHEMICAL OXYGEN DEMAND 5 DAY (MG/L) | IMMEDIATE COLIFORM (COL. PER 100 ML) | FECAL COLIFORM .7UM-MF (COL./100 ML) | HARDNESS (CA,MG) (MG/L) | NONCARBONATE HARDNESS (MG/L) | DISSOLVED CALCIUM (CA) (MG/L) | DISSOLVED MAGNESIUM (MG) (MG/L) | DISSOLVED SODIUM (NA) (MG/L) |
|---|---|---|---|---|---|---|---|---|---|---|---|---|
| SEP , 1976 | | | | | | | | | | | | |
| 08... | 1000 | 39000 | 8.1 | 7.8 | 2.9 | <5 | <5 | 4900 | 4800 | 320 | 990 | 8400 |
| 08... | 1200 | 39300 | 8.0 | 8.1 | 3.6 | <5 | <5 | 4800 | 4700 | 320 | 980 | 8400 |

| DATE | PERCENT SODIUM | SODIUM ADSORPTION RATIO | DISSOLVED POTASSIUM (K) (MG/L) | BICARBONATE (HCO3) (MG/L) | CARBONATE (CO3) (MG/L) | ALKALINITY AS CACO3 (MG/L) | CARBON DIOXIDE (CO2) (MG/L) | DISSOLVED SULFATE (SO4) (MG/L) | DISSOLVED CHLORIDE (CL) (MG/L) | TOTAL NONFILTRABLE RESIDUE (MG/L) | SUSPENDED SOLIDS (MG/L) | VOL. NONFILTRABLE RESIDUE (MG/L) |
|---|---|---|---|---|---|---|---|---|---|---|---|---|
| SEP , 1976 | | | | | | | | | | | | |
| 08... | 77 | 52 | 350 | 135 | 0 | 111 | 1.7 | 2000 | 15000 | 21 | 28 | 11 |
| 08... | 78 | 53 | 340 | 144 | 0 | 118 | 2.3 | 2000 | 16000 | 44 | 41 | 19 |

| DATE | TOTAL NITRATE (N) (MG/L) | TOTAL NITRITE (N) (MG/L) | TOTAL NITRITE PLUS NITRATE (N) (MG/L) | TOTAL AMMONIA NITROGEN (N) (MG/L) | DISSOLVED AMMONIA NITROGEN (N) (MG/L) | DISSOLVED AMMONIA (NH4) (MG/L) | TOTAL ORGANIC NITROGEN (N) (MG/L) | DISSOLVED ORGANIC NITROGEN (N) (MG/L) | TOTAL KJELDAHL NITROGEN (N) (MG/L) | SUSPENDED KJEL. NITROGEN (N) (MG/L) | DISSOLVED KJEL. NITROGEN (N) (MG/L) | TOTAL NITROGEN (N) (MG/L) |
|---|---|---|---|---|---|---|---|---|---|---|---|---|
| SEP , 1976 | | | | | | | | | | | | |
| 08... | .00 | .01 | .01 | .13 | .13 | .17 | .26 | .22 | .35 | .00 | .35 | .36 |
| 08... | .00 | .01 | .01 | .08 | .07 | .09 | .39 | .36 | .47 | .04 | .43 | .48 |

| DATE | TOTAL NITROGEN (NO3) (MG/L) | DISSOLVED PHOSPHORUS (P) (MG/L) | TOTAL ARSENIC (AS) (UG/L) | SUSPENDED ARSENIC (AS) (UG/L) | DISSOLVED ARSENIC (AS) (UG/L) | TOTAL ARSENIC IN BOTTOM MATERIAL (UG/G) | TOTAL BERYLLIUM (BE) (UG/L) | DISSOLVED BERYLLIUM (BE) (UG/L) | TOTAL BERYLLIUM IN BOTTOM MATERIAL (UG/G) | TOTAL CADMIUM (CD) (UG/L) | SUSPENDED CADMIUM (CD) (UG/L) | DISSOLVED CADMIUM (CD) (UG/L) |
|---|---|---|---|---|---|---|---|---|---|---|---|---|
| SEP , 1976 | | | | | | | | | | | | |
| 08... | 1.6 | .03 | 1 | 0 | 1 | 11 | 20 | 0 | 0 | 0 | 0 | 0 |
| 08... | 2.1 | .03 | 2 | 1 | 1 | -- | 10 | 10 | -- | 0 | 0 | 0 |

| DATE | TOTAL CADMIUM IN BOTTOM MATERIAL (UG/G) | TOTAL CHROMIUM (CR) (UG/L) | TOTAL CHROMIUM IN BOTTOM MATERIAL (UG/G) | HEXAVALENT CHROMIUM (CR6) (UG/L) | TOTAL COPPER (CU) (UG/L) | SUSPENDED COPPER (CU) (UG/L) | DISSOLVED COPPER (CU) (UG/L) | TOTAL COPPER IN BOTTOM MATERIAL (UG/G) | DISSOLVED IRON (FE) (UG/L) | TOTAL IRON IN BOTTOM MATERIAL (UG/G) | TOTAL LEAD (PB) (UG/L) |
|---|---|---|---|---|---|---|---|---|---|---|---|
| SEP , 1976 | | | | | | | | | | | |
| 08... | <10 | 20 | 20 | 0 | 4 | 0 | 4 | 10 | 90 | 11000 | 3 |
| 08... | -- | 20 | -- | 0 | 4 | 1 | 3 | -- | 70 | -- | 3 |

< Actual value is known to be less than the value shown.

TABLE 12.--CHEMICAL AND PHYSICAL CONSTITUENTS, GULF OF MEXICO AT CALCASIEU SHIP CHANNEL--Continued

294522093205900 GULF OF MEXICO 300 YARDS WEST OF CALCASIEU SHIP CHANNEL AT MILE -0.4, NEAR CAMERON, LA--Continued

WATER QUALITY DATA

| DATE | SUS-PENDED LEAD (PB) (UG/L) | DIS-SOLVED LEAD (PB) (UG/L) | TOTAL LEAD IN BOTTOM MA-TERIAL (UG/G) | TOTAL MAN-GANESE (MN) (UG/L) | SUS-PENDED MAN-GANESE (MN) (UG/L) | DIS-SOLVED MAN-GANESE (MN) (UG/L) | TOTAL MANGA-NESE IN BOTTOM MA-TERIAL (UG/G) | TOTAL MERCURY (HG) (UG/L) | SUS-PENDED MERCURY (HG) (UG/L) | DIS-SOLVED MERCURY (HG) (UG/L) | TOTAL MERCURY IN BOTTOM MA-TERIAL (UG/G) | TOTAL NICKEL (NI) (UG/L) |
|---|---|---|---|---|---|---|---|---|---|---|---|---|
| SEP , 1976 | | | | | | | | | | | | |
| 08... | 0 | 3 | <10 | 50 | 20 | 30 | 620 | .0 | .0 | .0 | .2 | 3 |
| 08... | 3 | 0 | -- | 90 | 60 | 30 | -- | .0 | .0 | .0 | -- | 4 |

| DATE | SUS-PENDED NICKEL (NI) (UG/L) | DIS-SOLVED NICKEL (NI) (UG/L) | TOTAL SELE-NIUM (SE) (UG/L) | DIS-SOLVED SELE-NIUM (SE) (UG/L) | TOTAL SELE-NIUM IN BOTTOM MA-TERIAL (UG/G) | TOTAL ZINC (ZN) (UG/L) | SUS-PENDED ZINC (ZN) (UG/L) | DIS-SOLVED ZINC (ZN) (UG/L) | TOTAL ZINC IN BOTTOM MA-TERIAL (UG/G) | TOTAL ORGANIC CARBON (C) (MG/L) | CYANIDE (CN) (MG/L) | PHENOLS (UG/L) |
|---|---|---|---|---|---|---|---|---|---|---|---|---|
| SEP , 1976 | | | | | | | | | | | | |
| 08... | 2 | 1 | 0 | 0 | 1 | 50 | 10 | 40 | 50 | 6.4 | .00 | 3 |
| 08... | 2 | 2 | 0 | 0 | -- | 40 | 0 | 40 | -- | 4.8 | .00 | 2 |

| DATE | OIL GREASE TOTAL RECOVER ABLE (MG/L) | TOTAL PCB (UG/L) | PCB IN BOTTOM MA-TERIAL (UG/KG) | POLY-CHLO-RINATED NAPH-THA-LENES (UG/L) | TOTAL ALDRIN (UG/L) | ALDRIN IN BOTTOM MA-TERIAL (UG/KG) | TOTAL CHLOR-DANE (UG/L) | CHLOR-DANE IN BOTTOM MA-TERIAL (UG/KG) | TOTAL DDD (UG/L) | DDD IN BOTTOM MA-TERIAL (UG/KG) | TOTAL DDE (UG/L) | DDE IN BOTTOM MA-TERIAL (UG/KG) |
|---|---|---|---|---|---|---|---|---|---|---|---|---|
| SEP , 1976 | | | | | | | | | | | | |
| 08... | 0 | .0 | 0 | .00 | .00 | .0 | .0 | 0 | .00 | .0 | .00 | .0 |
| 08... | 0 | .0 | 0 | .00 | .00 | .0 | .0 | 0 | .00 | .0 | .00 | .0 |

| DATE | TOTAL DDT (UG/L) | DDT IN BOTTOM MA-TERIAL (UG/KG) | TOTAL DI-AZINON (UG/L) | DI-AZINON IN BOTTOM MA-TERIAL (UG/KG) | TOTAL DI-ELDRIN (UG/L) | DI-ELDRIN IN BOTTOM MA-TERIAL (UG/KG) | TOTAL ENDRIN (UG/L) | ENDRIN IN BOTTOM MA-TERIAL (UG/KG) | TOTAL ETHION (UG/L) | ETHION IN BOTTOM MA-TERIAL (UG/KG) | TOTAL HEPTA-CHLOR (UG/L) | HEPTA-CHLOR IN BOTTOM MA-TERIAL (UG/KG) |
|---|---|---|---|---|---|---|---|---|---|---|---|---|
| SEP , 1976 | | | | | | | | | | | | |
| 08... | .00 | .0 | .00 | .0 | .00 | .0 | .00 | .0 | .00 | .0 | .00 | .0 |
| 08... | .00 | .0 | .00 | .0 | .00 | .0 | .00 | .0 | .00 | .0 | .00 | .0 |

| DATE | TOTAL HEPTA-CHLOR EPOXIDE (UG/L) | HEPTA-CHLOR EPOXIDE IN BOT-TOM MA-TERIAL (UG/KG) | TOTAL LINDANE (UG/L) | LINDANE IN BOTTOM MA-TERIAL (UG/KG) | TOTAL MALA-THION (UG/L) | MALA-THION IN BOTTOM MA-TERIAL (UG/KG) | TOTAL METHYL PARA-THION (UG/L) | METHYL PARA-THION IN BOT-TOM MA-TERIAL (UG/KG) | TOTAL METHYL TRI-THION (UG/L) | METHYL TRI-THION IN BOT-TOM MA-TERIAL (UG/KG) | TOTAL PARA-THION (UG/L) | PARA-THION IN BOTTOM MA-TERIAL (UG/KG) |
|---|---|---|---|---|---|---|---|---|---|---|---|---|
| SEP , 1976 | | | | | | | | | | | | |
| 08... | .00 | .0 | .00 | .0 | .00 | .0 | .00 | .0 | .00 | .0 | .00 | .0 |
| 08... | .00 | .0 | .00 | .0 | .00 | .0 | .00 | .0 | .00 | .0 | .00 | .0 |

< Actual value is known to be less than the value shown.

TABLE 12.--CHEMICAL AND PHYSICAL CONSTITUENTS, GULF OF MEXICO AT CALCASIEU SHIP CHANNEL--Continued

WATER QUALITY DATA

294522093205900 GULF OF MEXICO 300 YARDS WEST OF CALCASIEU SHIP CHANNEL AT MILE -0.4, NEAR CAMERON, LA--Continued

| DATE | TOTAL TOX-APHENE (UG/L) | TOX-APHENE IN BOTTOM MA-TERIAL (UG/KG) | TOTAL TRI-THION (UG/L) | TRI-THION IN BOTTOM MA-TERIAL (UG/KG) | TOTAL 2,4-D (UG/L) | TOTAL 2,4,5-T (UG/L) | TOTAL SILVEX (UG/L) |
|---|---|---|---|---|---|---|---|
| SEP , 1976 | | | | | | | |
| 08... | 0 | 0 | .00 | .0 | .00 | .00 | .00 |
| 08... | 0 | 0 | .00 | .0 | .00 | .00 | .00 |

294320093200000 GULF OF MEXICO 200 YARDS EAST OF CALCASIEU SHIP CHANNEL AT MILE -2.9, NEAR CAMERON, LA

| DATE | TIME | SPE-CIFIC CON-DUCT-ANCE (MICRO-MHOS) | PH (UNITS) | DIS-SOLVED OXYGEN (MG/L) | BIO-CHEM-ICAL OXYGEN DEMAND 5 DAY (MG/L) | IMME-DIATE COLI-FORM (COL. PER 100 ML) | FECAL COLI-FORM .7UM-MF (COL./ 100 ML) | HARD-NESS (CA,MG) (MG/L) | NON-CAR-BONATE HARD-NESS (MG/L) | DIS-SOLVED CAL-CIUM (CA) (MG/L) | DIS-SOLVED MAG-NE-SIUM (MG) (MG/L) | DIS-SOLVED SODIUM (NA) (MG/L) |
|---|---|---|---|---|---|---|---|---|---|---|---|---|
| SEP , 1976 | | | | | | | | | | | | |
| 08... | 0930 | 40200 | 8.2 | 7.7 | 1.7 | <5 | <5 | 4900 | 4800 | 330 | 990 | 8600 |
| 08... | 1130 | 40200 | 8.2 | 7.9 | 2.3 | <5 | <5 | 4700 | 4600 | 320 | 940 | 8600 |

| DATE | PERCENT SODIUM | SODIUM AD-SORP-TION RATIO | DIS-SOLVED PO-TAS-SIUM (K) (MG/L) | BICAR-BONATE (HCO3) (MG/L) | CAR-BONATE (CO3) (MG/L) | ALKA-LINITY AS CACO3 (MG/L) | CARBON DIOXIDE (CO2) (MG/L) | DIS-SOLVED SULFATE (SO4) (MG/L) | DIS-SOLVED CHLO-RIDE (CL) (MG/L) | TOTAL NON-FILT-RABLE RESIDUE (MG/L) | SUS-PENDED SOLIDS (MG/L) | VOL. NON-FILT-RABLE RESIDUE (MG/L) |
|---|---|---|---|---|---|---|---|---|---|---|---|---|
| SEP , 1976 | | | | | | | | | | | | |
| 08... | 78 | 53 | 350 | 176 | 0 | 144 | 1.8 | 2100 | 18000 | 39 | 29 | 23 |
| 08... | 79 | 55 | 360 | 137 | 0 | 112 | 1.4 | 2100 | 16000 | 14 | 10 | 1 |

| DATE | TOTAL NITRATE (N) (MG/L) | TOTAL NITRITE (N) (MG/L) | TOTAL NITRITE PLUS NITRATE (N) (MG/L) | TOTAL AMMONIA NITRO-GEN (N) (MG/L) | DIS-SOLVED AMMONIA NITRO-GEN (N) (MG/L) | DIS-SOLVED AMMONIA (NH4) (MG/L) | TOTAL ORGANIC NITRO-GEN (N) (MG/L) | DIS-SOLVED ORGANIC NITRO-GEN (N) (MG/L) | TOTAL KJEL-DAHL NITRO-GEN (N) (MG/L) | SUS-PENDED KJEL. NITRO-GEN (N) (MG/L) | DIS-SOLVED KJEL. NITRO-GEN (N) (MG/L) | TOTAL NITRO-GEN (N) (MG/L) |
|---|---|---|---|---|---|---|---|---|---|---|---|---|
| SEP , 1976 | | | | | | | | | | | | |
| 08... | .01 | .00 | .01 | .10 | .10 | .13 | .25 | .16 | .34 | .08 | .26 | .35 |
| 08... | .00 | .01 | .01 | .16 | .04 | .05 | .07 | .22 | .26 | .00 | .26 | .24 |

| DATE | TOTAL NITRO-GEN (NO3) (MG/L) | DIS-SOL-VED-PHOS-PHORUS (P) (MG/L) | TOTAL ARSENIC (AS) (UG/L) | SUS-PENDED ARSENIC (AS) (UG/L) | DIS-SOLVED ARSENIC (AS) (UG/L) | TOTAL ARSENIC IN BOTTOM MA-TERIAL (UG/G) | TOTAL BERYL-LIUM (BE) (UG/L) | DIS-SOLVED BERYL-LIUM (BE) (UG/L) | TOTAL BERYL-LIUM IN BOTTOM MA-TERIAL (UG/G) | TOTAL CAD-MIUM (CD) (UG/L) | SUS-PENDED CAD-MIUM (CD) (UG/L) | DIS-SOLVED CAD-MIUM (CD) (UG/L) |
|---|---|---|---|---|---|---|---|---|---|---|---|---|
| SEP , 1976 | | | | | | | | | | | | |
| 08... | 1.6 | .03 | 2 | 1 | 1 | 6 | 0 | 0 | 0 | 0 | 0 | 0 |
| 08... | 1.1 | .03 | 3 | 2 | 1 | 8 | 20 | 10 | 0 | 0 | 0 | 0 |

< Actual value is known to be less than the value shown.

TABLE 12.--CHEMICAL AND PHYSICAL CONSTITUENTS, GULF OF MEXICO AT CALCASIEU SHIP CHANNEL--Continued

294320093200000 GULF OF MEXICO 200 YARDS EAST OF CALCASIEU SHIP CHANNEL AT MILE -2.9, NEAR CAMERON, LA--Continued

WATER QUALITY DATA

| DATE | TOTAL CADMIUM IN BOTTOM MATERIAL (UG/G) | TOTAL CHROMIUM (CR) (UG/L) | TOTAL CHROMIUM IN BOTTOM MATERIAL (UG/G) | HEXAVALENT CHROMIUM (CR6) (UG/L) | TOTAL COPPER (CU) (UG/L) | SUSPENDED COPPER (CU) (UG/L) | DISSOLVED COPPER (CU) (UG/L) | TOTAL COPPER IN BOTTOM MATERIAL (UG/G) | DISSOLVED IRON (FE) (UG/L) | TOTAL IRON IN BOTTOM MATERIAL (UG/G) | TOTAL LEAD (PB) (UG/L) |
|---|---|---|---|---|---|---|---|---|---|---|---|
| SEP , 1976 | | | | | | | | | | | |
| 08... | <10 | 10 | <10 | 0 | 3 | 0 | 3 | 20 | 50 | 5000 | 2 |
| 08... | <10 | 20 | <10 | 0 | 2 | 0 | 2 | <10 | 60 | 8800 | 2 |

| DATE | SUSPENDED LEAD (PB) (UG/L) | DISSOLVED LEAD (PB) (UG/L) | TOTAL LEAD IN BOTTOM MATERIAL (UG/G) | TOTAL MANGANESE (MN) (UG/L) | SUSPENDED MANGANESE (MN) (UG/L) | DISSOLVED MANGANESE (MN) (UG/L) | TOTAL MANGANESE IN BOTTOM MATERIAL (UG/G) | TOTAL MERCURY (HG) (UG/L) | SUSPENDED MERCURY (HG) (UG/L) | DISSOLVED MERCURY (HG) (UG/L) | TOTAL MERCURY IN BOTTOM MATERIAL (UG/G) | TOTAL NICKEL (NI) (UG/L) |
|---|---|---|---|---|---|---|---|---|---|---|---|---|
| SEP , 1976 | | | | | | | | | | | | |
| 08... | 0 | 2 | <10 | 50 | 10 | 40 | 300 | .0 | .0 | .0 | .2 | 3 |
| 08... | 2 | 0 | <10 | 50 | 10 | 40 | 580 | .0 | .0 | .0 | .2 | 2 |

| DATE | SUSPENDED NICKEL (NI) (UG/L) | DISSOLVED NICKEL (NI) (UG/L) | TOTAL SELENIUM (SE) (UG/L) | DISSOLVED SELENIUM (SE) (UG/L) | TOTAL SELENIUM IN BOTTOM MATERIAL (UG/G) | TOTAL ZINC (ZN) (UG/L) | SUSPENDED ZINC (ZN) (UG/L) | DISSOLVED ZINC (ZN) (UG/L) | TOTAL ZINC IN BOTTOM MATERIAL (UG/G) | TOTAL ORGANIC CARBON (C) (MG/L) | CYANIDE (CN) (MG/L) | PHENOLS (UG/L) |
|---|---|---|---|---|---|---|---|---|---|---|---|---|
| SEP , 1976 | | | | | | | | | | | | |
| 08... | 2 | 1 | 0 | 0 | 1 | 50 | 10 | 40 | 20 | 3.6 | .00 | 1 |
| 08... | 0 | 2 | 0 | 0 | 0 | 50 | 20 | 30 | 40 | 3.6 | .00 | 3 |

| DATE | OIL GREASE TOTAL RECOVERABLE (MG/L) | TOTAL PCB (UG/L) | PCB IN BOTTOM MATERIAL (UG/KG) | POLYCHLORINATED NAPHTHALENES (UG/L) | TOTAL ALDRIN (UG/L) | ALDRIN IN BOTTOM MATERIAL (UG/KG) | TOTAL CHLORDANE (UG/L) | CHLORDANE IN BOTTOM MATERIAL (UG/KG) | TOTAL DDD (UG/L) | DDD IN BOTTOM MATERIAL (UG/KG) | TOTAL DDE (UG/L) | DDE IN BOTTOM MATERIAL (UG/KG) |
|---|---|---|---|---|---|---|---|---|---|---|---|---|
| SEP , 1976 | | | | | | | | | | | | |
| 08... | 2 | .0 | 13 | .00 | .00 | .0 | .0 | 0 | .00 | .0 | .00 | .0 |
| 08... | 0 | .0 | 0 | .00 | .00 | .0 | .0 | 0 | .00 | .0 | .00 | .0 |

| DATE | TOTAL DDT (UG/L) | DDT IN BOTTOM MATERIAL (UG/KG) | TOTAL DIAZINON (UG/L) | DIAZINON IN BOTTOM MATERIAL (UG/KG) | TOTAL DIELDRIN (UG/L) | DIELDRIN IN BOTTOM MATERIAL (UG/KG) | TOTAL ENDRIN (UG/L) | ENDRIN IN BOTTOM MATERIAL (UG/KG) | TOTAL ETHION (UG/L) | ETHION IN BOTTOM MATERIAL (UG/KG) | TOTAL HEPTACHLOR (UG/L) | HEPTACHLOR IN BOTTOM MATERIAL (UG/KG) |
|---|---|---|---|---|---|---|---|---|---|---|---|---|
| SEP , 1976 | | | | | | | | | | | | |
| 08... | .00 | .0 | .00 | .0 | .00 | .0 | .00 | .0 | .00 | .0 | .00 | .0 |
| 08... | .00 | .0 | .00 | .0 | .00 | .0 | .00 | .0 | .00 | .0 | .00 | .0 |

< Actual value is known to be less than the value shown.

TABLE 12.--CHEMICAL AND PHYSICAL CONSTITUENTS, GULF OF MEXICO AT CALCASIEU SHIP CHANNEL--Continued

WATER QUALITY DATA

294320093200000 GULF OF MEXICO 200 YARDS EAST OF CALCASIEU SHIP CHANNEL AT MILE -2.9, NEAR CAMERON, LA--Continued

| DATE | TOTAL HEPTA-CHLOR EPOXIDE (UG/L) | HEPTA-CHLOR EPOXIDE IN BOT-TOM MA-TERIAL (UG/KG) | TOTAL LINDANE (UG/L) | LINDANE IN BOTTOM MA-TERIAL (UG/KG) | TOTAL MALA-THION (UG/L) | MALA-THION IN BOTTOM MA-TERIAL (UG/KG) | TOTAL METHYL PARA-THION (UG/L) | METHYL PARA-THION IN BOT-TOM MA-TERIAL (UG/KG) | TOTAL METHYL TRI-THION (UG/L) | METHYL TRI-THION IN BOT-TOM MA-TERIAL (UG/KG) | TOTAL PARA-THION (UG/L) | PARA-THION IN BOTTOM MA-TERIAL (UG/KG) |
|---|---|---|---|---|---|---|---|---|---|---|---|---|
| SEP , 1976 | | | | | | | | | | | | |
| 08... | .00 | .0 | .00 | .0 | .00 | .0 | .00 | .0 | .00 | .0 | .00 | .0 |
| 08... | .00 | .0 | .00 | .0 | .00 | .0 | .00 | .0 | .00 | .0 | .00 | .0 |

| DATE | TOTAL TOX-APHENE (UG/L) | TOX-APHENE IN BOTTOM MA-TERIAL (UG/KG) | TOTAL TRI-THION (UG/L) | TRI-THION IN BOTTOM MA-TERIAL (UG/KG) | TOTAL 2,4-D (UG/L) | TOTAL 2,4,5-T (UG/L) | TOTAL SILVEX (UG/L) |
|---|---|---|---|---|---|---|---|
| SEP , 1976 | | | | | | | |
| 08... | 0 | 0 | .00 | .0 | .00 | .00 | .00 |
| 08... | 0 | 0 | .00 | .0 | .00 | .00 | .00 |

294310093200500 GULF OF MEXICO IN CALCASIEU SHIP CHANNEL AT MILE -2.9, NEAR CAMERON, LA (CE 96142)

| DATE | TIME | TOTAL ARSENIC IN BOTTOM MA-TERIAL (UG/G) | TOTAL BERYL-LIUM IN BOTTOM MA-TERIAL (UG/G) | TOTAL CADMIUM IN BOTTOM MA-TERIAL (UG/G) | TOTAL CHRO-MIUM IN BOTTOM MA-TERIAL (UG/G) | TOTAL COPPER IN BOTTOM MA-TERIAL (UG/G) | TOTAL IRON IN BOTTOM MA-TERIAL (UG/G) | TOTAL LEAD IN BOTTOM MA-TERIAL (UG/G) | TOTAL MANGA-NESE IN BOTTOM MA-TERIAL (UG/G) | TOTAL MERCURY IN BOTTOM MA-TERIAL (UG/G) | TOTAL SELE-NIUM IN BOTTOM MA-TERIAL (UG/G) |
|---|---|---|---|---|---|---|---|---|---|---|---|
| SEP , 1976 | | | | | | | | | | | |
| 08... | 0915 | 14 | 0 | <10 | 20 | 20 | 13000 | <10 | 1100 | .2 | 2 |
| 08... | 1120 | 13 | 0 | <10 | <20 | 10 | 13000 | <10 | 1100 | .1 | 3 |

| DATE | TOTAL ZINC IN BOTTOM MA-TERIAL (UG/G) | PCB IN BOTTOM MA-TERIAL (UG/KG) | ALDRIN IN BOTTOM MA-TERIAL (UG/KG) | CHLOR-DANE IN BOTTOM MA-TERIAL (UG/KG) | DDD IN BOTTOM MA-TERIAL (UG/KG) | DDE IN BOTTOM MA-TERIAL (UG/KG) | DDT IN BOTTOM MA-TERIAL (UG/KG) | DI-AZINON IN BOTTOM MA-TERIAL (UG/KG) | DI-ELDRIN IN BOTTOM MA-TERIAL (UG/KG) | ENDRIN IN BOTTOM MA-TERIAL (UG/KG) |
|---|---|---|---|---|---|---|---|---|---|---|
| SEP , 1976 | | | | | | | | | | |
| 08... | 60 | 0 | .0 | 0 | .0 | .0 | .0 | .0 | .0 | .0 |
| 08... | 60 | 0 | .0 | 0 | .0 | .0 | .0 | .0 | .0 | .0 |

| DATE | ETHION IN BOTTOM MA-TERIAL (UG/KG) | HEPTA-CHLOR IN BOTTOM MA-TERIAL (UG/KG) | HEPTA-CHLOR EPOXIDE IN BOT-TOM MA-TERIAL (UG/KG) | LINDANE IN BOTTOM MA-TERIAL (UG/KG) | MALA-THION IN BOTTOM MA-TERIAL (UG/KG) | METHYL PARA-THION IN BOT-TOM MA-TERIAL (UG/KG) | METHYL TRI-THION IN BOT-TOM MA-TERIAL (UG/KG) | PARA-THION IN BOTTOM MA-TERIAL (UG/KG) | TOX-APHENE IN BOTTOM MA-TERIAL (UG/KG) | TRI-THION IN BOTTOM MA-TERIAL (UG/KG) |
|---|---|---|---|---|---|---|---|---|---|---|
| SEP , 1976 | | | | | | | | | | |
| 08... | .0 | .0 | .0 | .0 | .0 | .0 | .0 | .0 | 0 | .0 |
| 08... | .0 | .0 | .0 | .0 | .0 | .0 | .0 | .0 | 0 | .0 |

< Actual value is known to be less than the value shown.

TABLE 12.--CHEMICAL AND PHYSICAL CONSTITUENTS, GULF OF MEXICO AT CALCASIEU SHIP CHANNEL--Continued

294310093200600 GULF OF MEXICO 300 YARDS WEST OF CALCASIEU SHIP CHANNEL AT MILE -2.9, NEAR CAMERON, LA (CE 96136)

WATER QUALITY DATA

| DATE | TIME | SPECIFIC CONDUCTANCE (MICROMHOS) | PH (UNITS) | DISSOLVED OXYGEN (MG/L) | BIOCHEMICAL OXYGEN DEMAND 5 DAY (MG/L) | IMMEDIATE COLIFORM (COL. PER 100 ML) | FECAL COLIFORM .7UM-MF (COL./100 ML) | HARDNESS (CA,MG) (MG/L) | NONCARBONATE HARDNESS (MG/L) | DISSOLVED CALCIUM (CA) (MG/L) | DISSOLVED MAGNESIUM (MG) (MG/L) | DISSOLVED SODIUM (NA) (MG/L) |
|---|---|---|---|---|---|---|---|---|---|---|---|---|
| SEP , 1976 | | | | | | | | | | | | |
| 08... | 0905 | 40200 | 8.2 | 7.8 | 1.2 | <5 | <5 | 4800 | 4700 | 310 | 980 | 8600 |
| 08... | 1115 | 39600 | 8.1 | 8.2 | 3.5 | <5 | <5 | 4900 | 4700 | 310 | 990 | 8600 |

| DATE | PERCENT SODIUM | SODIUM ADSORPTION RATIO | DISSOLVED POTASSIUM (K) (MG/L) | BICARBONATE (HCO3) (MG/L) | CARBONATE (CO3) (MG/L) | ALKALINITY AS CACO3 (MG/L) | CARBON DIOXIDE (CO2) (MG/L) | DISSOLVED SULFATE (SO4) (MG/L) | DISSOLVED CHLORIDE (CL) (MG/L) | TOTAL NONFILTRABLE RESIDUE (MG/L) | SUSPENDED SOLIDS (MG/L) | VOL. NONFILTRABLE RESIDUE (MG/L) |
|---|---|---|---|---|---|---|---|---|---|---|---|---|
| SEP , 1976 | | | | | | | | | | | | |
| 08... | 78 | 54 | 360 | 136 | 0 | 112 | 1.4 | 2100 | 16000 | 47 | 51 | 13 |
| 08... | 78 | 54 | 360 | 216 | 0 | 177 | 2.7 | 2100 | 15000 | 52 | 50 | 10 |

| DATE | TOTAL NITRATE (N) (MG/L) | TOTAL NITRITE (N) (MG/L) | TOTAL NITRITE PLUS NITRATE (N) (MG/L) | TOTAL AMMONIA NITROGEN (N) (MG/L) | DISSOLVED AMMONIA NITROGEN (N) (MG/L) | DISSOLVED AMMONIA (NH4) (MG/L) | TOTAL ORGANIC NITROGEN (N) (MG/L) | DISSOLVED ORGANIC NITROGEN (N) (MG/L) | TOTAL KJELDAHL NITROGEN (N) (MG/L) | SUSPENDED KJEL. NITROGEN (N) (MG/L) | DISSOLVED KJEL. NITROGEN (N) (MG/L) | TOTAL NITROGEN (N) (MG/L) |
|---|---|---|---|---|---|---|---|---|---|---|---|---|
| SEP , 1976 | | | | | | | | | | | | |
| 08... | .00 | .01 | .01 | .14 | .11 | .14 | .28 | .20 | .42 | .11 | .31 | .43 |
| 08... | .00 | .01 | .01 | .16 | .08 | .10 | .17 | .23 | .33 | .02 | .31 | .34 |

| DATE | TOTAL NITROGEN (NO3) (MG/L) | DISSOLVED PHOSPHORUS (P) (MG/L) | TOTAL ARSENIC (AS) (UG/L) | SUSPENDED ARSENIC (AS) (UG/L) | DISSOLVED ARSENIC (AS) (UG/L) | TOTAL ARSENIC IN BOTTOM MATERIAL (UG/G) | TOTAL BERYLLIUM (BE) (UG/L) | DISSOLVED BERYLLIUM (BE) (UG/L) | TOTAL BERYLLIUM IN BOTTOM MATERIAL (UG/G) | TOTAL CADMIUM (CD) (UG/L) | SUSPENDED CADMIUM (CD) (UG/L) | DISSOLVED CADMIUM (CD) (UG/L) |
|---|---|---|---|---|---|---|---|---|---|---|---|---|
| SEP , 1976 | | | | | | | | | | | | |
| 08... | 1.9 | .03 | 2 | 1 | 1 | 11 | 20 | 0 | 0 | 0 | 0 | 0 |
| 08... | 1.5 | .03 | 3 | 3 | 0 | 11 | 10 | 10 | 0 | 0 | 0 | 0 |

| DATE | TOTAL CADMIUM IN BOTTOM MATERIAL (UG/G) | TOTAL CHROMIUM (CR) (UG/L) | TOTAL CHROMIUM IN BOTTOM MATERIAL (UG/G) | HEXAVALENT CHROMIUM (CR6) (UG/L) | TOTAL COPPER (CU) (UG/L) | SUSPENDED COPPER (CU) (UG/L) | DISSOLVED COPPER (CU) (UG/L) | TOTAL COPPER IN BOTTOM MATERIAL (UG/G) | DISSOLVED IRON (FE) (UG/L) | TOTAL IRON IN BOTTOM MATERIAL (UG/G) | TOTAL LEAD (PB) (UG/L) |
|---|---|---|---|---|---|---|---|---|---|---|---|
| SEP , 1976 | | | | | | | | | | | |
| 08... | <10 | 20 | 20 | 0 | 3 | 0 | 3 | 20 | 60 | 12000 | 2 |
| 08... | <10 | 20 | 20 | 0 | 3 | 0 | 3 | 10 | 60 | 14000 | 3 |

< Actual value is known to be less than the value shown.

TABLE 12.--CHEMICAL AND PHYSICAL CONSTITUENTS, GULF OF MEXICO AT CALCASIEU SHIP CHANNEL--Continued

294310093200600 GULF OF MEXICO 300 YARDS WEST OF CALCASIEU SHIP CHANNEL AT MILE -2.9, NEAR CAMERON, LA (CE 96136)--Continued

WATER QUALITY DATA

| DATE | SUS-PENDED LEAD (PB) (UG/L) | DIS-SOLVED LEAD (PB) (UG/L) | TOTAL LEAD IN BOTTOM MA-TERIAL (UG/G) | TOTAL MAN-GANESE (MN) (UG/L) | SUS-PENDED MAN-GANESE (MN) (UG/L) | DIS-SOLVED MAN-GANESE (MN) (UG/L) | TOTAL MANGA-NESE IN BOTTOM MA-TERIAL (UG/G) | TOTAL MERCURY (HG) (UG/L) | SUS-PENDED MERCURY (HG) (UG/L) | DIS-SOLVED MERCURY (HG) (UG/L) | TOTAL MERCURY IN BOTTOM MA-TERIAL (UG/G) | TOTAL NICKEL (NI) (UG/L) |
|---|---|---|---|---|---|---|---|---|---|---|---|---|
| SEP , 1976 | | | | | | | | | | | | |
| 08... | 1 | 1 | <10 | 50 | 20 | 30 | 880 | .0 | .0 | .0 | .1 | 3 |
| 08... | 2 | 1 | <10 | 50 | 10 | 40 | 880 | .0 | .0 | .0 | .1 | 5 |

| DATE | SUS-PENDED NICKEL (NI) (UG/L) | DIS-SOLVED NICKEL (NI) (UG/L) | TOTAL SELE-NIUM (SE) (UG/L) | DIS-SOLVED SELE-NIUM (SE) (UG/L) | TOTAL SELE-NIUM IN BOTTOM MA-TERIAL (UG/G) | TOTAL ZINC (ZN) (UG/L) | SUS-PENDED ZINC (ZN) (UG/L) | DIS-SOLVED ZINC (ZN) (UG/L) | TOTAL ZINC IN BOTTOM MA-TERIAL (UG/G) | TOTAL ORGANIC CARBON (C) (MG/L) | CYANIDE (CN) (MG/L) | PHENOLS (UG/L) |
|---|---|---|---|---|---|---|---|---|---|---|---|---|
| SEP , 1976 | | | | | | | | | | | | |
| 08... | 0 | 3 | 0 | 0 | 2 | 40 | 10 | 30 | 60 | 2.5 | .00 | 4 |
| 08... | 3 | 2 | 0 | 0 | 2 | 40 | 20 | 20 | 50 | 3.6 | .00 | 5 |

| DATE | OIL GREASE TOTAL RECOVER ABLE (MG/L) | TOTAL PCB (UG/L) | PCB IN BOTTOM MA-TERIAL (UG/KG) | POLY-CHLO-RINATED NAPH-THA-LENES (UG/L) | TOTAL ALDRIN (UG/L) | ALDRIN IN BOTTOM MA-TERIAL (UG/KG) | TOTAL CHLOR-DANE (UG/L) | CHLOR-DANE IN BOTTOM MA-TERIAL (UG/KG) | TOTAL DDD (UG/L) | DDD IN BOTTOM MA-TERIAL (UG/KG) | TOTAL DDE (UG/L) | DDE IN BOTTOM MA-TERIAL (UG/KG) |
|---|---|---|---|---|---|---|---|---|---|---|---|---|
| SEP , 1976 | | | | | | | | | | | | |
| 08... | 0 | .0 | 0 | .00 | .00 | .0 | .0 | 0 | .00 | .0 | .00 | .0 |
| 08... | 0 | .0 | 0 | .00 | .00 | .0 | .0 | 0 | .00 | .0 | .00 | .0 |

| DATE | TOTAL DDT (UG/L) | DDT IN BOTTOM MA-TERIAL (UG/KG) | TOTAL DI-AZINON (UG/L) | DI-AZINON IN BOTTOM MA-TERIAL (UG/KG) | TOTAL DI-ELDRIN (UG/L) | DI-ELDRIN IN BOTTOM MA-TERIAL (UG/KG) | TOTAL ENDRIN (UG/L) | ENDRIN IN BOTTOM MA-TERIAL (UG/KG) | TOTAL ETHION (UG/L) | ETHION IN BOTTOM MA-TERIAL (UG/KG) | TOTAL HEPTA-CHLOR (UG/L) | HEPTA-CHLOR IN BOTTOM MA-TERIAL (UG/KG) |
|---|---|---|---|---|---|---|---|---|---|---|---|---|
| SEP , 1976 | | | | | | | | | | | | |
| 08... | .00 | .0 | .00 | .0 | .00 | .0 | .00 | .0 | .00 | .0 | .00 | .0 |
| 08... | .00 | .0 | .00 | .0 | .00 | .0 | .00 | .0 | .00 | .0 | .00 | .0 |

| DATE | TOTAL HEPTA-CHLOR EPOXIDE (UG/L) | HEPTA-CHLOR EPOXIDE IN BOT-TOM MA-TERIAL (UG/KG) | TOTAL LINDANE (UG/L) | LINDANE IN BOTTOM MA-TERIAL (UG/KG) | TOTAL MALA-THION (UG/L) | MALA-THION IN BOTTOM MA-TERIAL (UG/KG) | TOTAL METHYL PARA-THION (UG/L) | METHYL PARA-THION IN BOT-TOM MA-TERIAL (UG/KG) | TOTAL METHYL TRI-THION (UG/L) | METHYL TRI-THION IN BOT-TOM MA-TERIAL (UG/KG) | TOTAL PARA-THION (UG/L) | PARA-THION IN BOTTOM MA-TERIAL (UG/KG) |
|---|---|---|---|---|---|---|---|---|---|---|---|---|
| SEP , 1976 | | | | | | | | | | | | |
| 08... | .00 | .0 | .00 | .0 | .00 | .0 | .00 | .0 | .00 | .0 | .00 | .0 |
| 08... | .00 | .0 | .00 | .0 | .00 | .0 | .00 | .0 | .00 | .0 | .00 | .0 |

< Actual value is known to be less than the value shown.

TABLE 12.--CHEMICAL AND PHYSICAL CONSTITUENTS, GULF OF MEXICO AT CALCASIEU SHIP CHANNEL--Continued

WATER QUALITY DATA

294310093200600 GULF OF MEXICO 300 YARDS WEST OF CALCASIEU SHIP CHANNEL AT MILE -2.9, NEAR CAMERON, LA (CE 96136)--Continued

| DATE | TOTAL TOX-APHENE (UG/L) | TOX-APHENE IN BOTTOM MA-TERIAL (UG/KG) | TOTAL TRI-THION (UG/L) | TRI-THION IN BOTTOM MA-TERIAL (UG/KG) | TOTAL 2,4-D (UG/L) | TOTAL 2,4,5-T (UG/L) | TOTAL SILVEX (UG/L) |
|---|---|---|---|---|---|---|---|
| SEP , 1976 | | | | | | | |
| 08... | 0 | 0 | .00 | .0 | .00 | .00 | .00 |
| 08... | 0 | 0 | .00 | .0 | .00 | .00 | .00 |

294054093195000 GULF OF MEXICO IN CALCASIEU SHIP CHANNEL AT MILE -5.6, NEAR CAMERON, LA

| DATE | TIME | TOTAL ARSENIC IN BOTTOM MA-TERIAL (UG/G) | TOTAL BERYL-LIUM IN BOTTOM MA-TERIAL (UG/G) | TOTAL CADMIUM IN BOTTOM MA-TERIAL (UG/G) | TOTAL CHRO-MIUM IN BOTTOM MA-TERIAL (UG/G) | TOTAL COPPER IN BOTTOM MA-TERIAL (UG/G) | TOTAL IRON IN BOTTOM MA-TERIAL (UG/G) | TOTAL LEAD IN BOTTOM MA-TERIAL (UG/G) | TOTAL MANGA-NESE IN BOTTOM MA-TERIAL (UG/G) | TOTAL MERCURY IN BOTTOM MA-TERIAL (UG/G) | TOTAL SELE-NIUM IN BOTTOM MA-TERIAL (UG/G) |
|---|---|---|---|---|---|---|---|---|---|---|---|
| SEP , 1976 | | | | | | | | | | | |
| 07... | 1545 | 16 | 0 | <10 | 20 | 20 | 14000 | <10 | 820 | .1 | 3 |
| 08... | 0850 | 13 | 0 | <10 | 20 | 20 | 14000 | <10 | 780 | .1 | 2 |

| DATE | TOTAL ZINC IN BOTTOM MA-TERIAL (UG/G) | PCB IN BOTTOM MA-TERIAL (UG/KG) | ALDRIN IN BOTTOM MA-TERIAL (UG/KG) | CHLOR-DANE IN BOTTOM MA-TERIAL (UG/KG) | DDD IN BOTTOM MA-TERIAL (UG/KG) | DDE IN BOTTOM MA-TERIAL (UG/KG) | DDT IN BOTTOM MA-TERIAL (UG/KG) | DI-AZINON IN BOTTOM MA-TERIAL (UG/KG) | DI-ELDRIN IN BOTTOM MA-TERIAL (UG/KG) | ENDRIN IN BOTTOM MA-TERIAL (UG/KG) |
|---|---|---|---|---|---|---|---|---|---|---|
| SEP , 1976 | | | | | | | | | | |
| 07... | 60 | 0 | .0 | 0 | .0 | .0 | .0 | .0 | .0 | .0 |
| 08... | 40 | 0 | .0 | 0 | .0 | .0 | .0 | .0 | .0 | .0 |

| DATE | ETHION IN BOTTOM MA-TERIAL (UG/KG) | HEPTA-CHLOR IN BOTTOM MA-TERIAL (UG/KG) | HEPTA-CHLOR EPOXIDE IN BOT-TOM MA-TERIAL (UG/KG) | LINDANE IN BOTTOM MA-TERIAL (UG/KG) | MALA-THION IN BOTTOM MA-TERIAL (UG/KG) | METHYL PARA-THION IN BOT-TOM MA-TERIAL (UG/KG) | METHYL TRI-THION IN BOT-TOM MA-TERIAL (UG/KG) | PARA-THION IN BOTTOM MA-TERIAL (UG/KG) | TOX-APHENE IN BOTTOM MA-TERIAL (UG/KG) | TRI-THION IN BOTTOM MA-TERIAL (UG/KG) |
|---|---|---|---|---|---|---|---|---|---|---|
| SEP , 1976 | | | | | | | | | | |
| 07... | .0 | .0 | .0 | .0 | .0 | .0 | .0 | .0 | 0 | .0 |
| 08... | .0 | .0 | .0 | .0 | .0 | .0 | .0 | .0 | 0 | .0 |

< Actual value is known to be less than the value shown.

TABLE 12.--CHEMICAL AND PHYSICAL CONSTITUENTS, GULF OF MEXICO AT CALCASIEU SHIP CHANNEL--Continued

294054093203000 GULF OF MEXICO 300 YARDS WEST OF CALCASIEU SHIP CHANNEL AT MILE -5.6, NEAR CAMERON, LA
(Formerly published as 294054093202000 Gulf of Mexico 300 yards west of Calcasieu Ship Channel at Mile -5.6)

WATER QUALITY DATA

| DATE | TIME | SPECIFIC CONDUCTANCE (MICROMHOS) | PH (UNITS) | DISSOLVED OXYGEN (MG/L) | BIOCHEMICAL OXYGEN DEMAND 5 DAY (MG/L) | IMMEDIATE COLIFORM (COL. PER 100 ML) | FECAL COLIFORM .7UM-MF (COL./100 ML) | HARDNESS (CA,MG) (MG/L) | NONCARBONATE HARDNESS (MG/L) | DISSOLVED CALCIUM (CA) (MG/L) | DISSOLVED MAGNESIUM (MG) (MG/L) | DISSOLVED SODIUM (NA) (MG/L) |
|---|---|---|---|---|---|---|---|---|---|---|---|---|
| SEP , 1976 | | | | | | | | | | | | |
| 07... | 1530 | 39900 | 8.1 | 8.0 | .3 | <5 | <5 | 4900 | 4800 | 320 | 1000 | 8600 |
| 08... | 0840 | 39800 | 8.1 | 7.5 | 2.8 | <5 | <5 | 4900 | 4800 | 320 | 990 | 8600 |

| DATE | PERCENT SODIUM | SODIUM ADSORPTION RATIO | DISSOLVED POTASSIUM (K) (MG/L) | BICARBONATE (HCO3) (MG/L) | CARBONATE (CO3) (MG/L) | ALKALINITY AS CACO3 (MG/L) | CARBON DIOXIDE (CO2) (MG/L) | DISSOLVED SULFATE (SO4) (MG/L) | DISSOLVED CHLORIDE (CL) (MG/L) | TOTAL NONFILTRABLE RESIDUE (MG/L) | SUSPENDED SOLIDS (MG/L) | VOL. NONFILTRABLE RESIDUE (MG/L) |
|---|---|---|---|---|---|---|---|---|---|---|---|---|
| SEP , 1976 | | | | | | | | | | | | |
| 07... | 78 | 53 | 400 | 136 | 0 | 112 | 1.7 | 2100 | 16000 | 29 | 31 | 12 |
| 08... | 78 | 54 | 370 | 135 | 0 | 111 | 1.7 | 2100 | 16000 | 39 | 47 | 11 |

| DATE | TOTAL NITRATE (N) (MG/L) | TOTAL NITRITE (N) (MG/L) | TOTAL NITRITE PLUS NITRATE (N) (MG/L) | TOTAL AMMONIA NITROGEN (N) (MG/L) | DISSOLVED AMMONIA NITROGEN (N) (MG/L) | DISSOLVED AMMONIA (NH4) (MG/L) | TOTAL ORGANIC NITROGEN (N) (MG/L) | DISSOLVED ORGANIC NITROGEN (N) (MG/L) | TOTAL KJELDAHL NITROGEN (N) (MG/L) | SUSPENDED KJEL. NITROGEN (N) (MG/L) | DISSOLVED KJEL. NITROGEN (N) (MG/L) | TOTAL NITROGEN (N) (MG/L) |
|---|---|---|---|---|---|---|---|---|---|---|---|---|
| SEP , 1976 | | | | | | | | | | | | |
| 07... | .01 | .00 | .01 | .08 | .08 | .10 | .23 | .11 | .31 | .12 | .19 | .32 |
| 08... | .00 | .01 | .01 | .10 | .04 | .05 | .30 | .17 | .40 | .19 | .21 | .41 |

| DATE | TOTAL NITROGEN (NO3) (MG/L) | DISSOLVED PHOSPHORUS (P) (MG/L) | TOTAL ARSENIC (AS) (UG/L) | SUSPENDED ARSENIC (AS) (UG/L) | DISSOLVED ARSENIC (AS) (UG/L) | TOTAL ARSENIC IN BOTTOM MATERIAL (UG/G) | TOTAL BERYLLIUM (BE) (UG/L) | DISSOLVED BERYLLIUM (BE) (UG/L) | TOTAL BERYLLIUM IN BOTTOM MATERIAL (UG/G) | TOTAL CADMIUM (CD) (UG/L) | SUSPENDED CADMIUM (CD) (UG/L) | DISSOLVED CADMIUM (CD) (UG/L) |
|---|---|---|---|---|---|---|---|---|---|---|---|---|
| SEP , 1976 | | | | | | | | | | | | |
| 07... | 1.4 | .03 | 2 | 0 | 2 | 15 | 10 | 10 | 0 | 0 | 0 | 0 |
| 08... | 1.8 | .06 | 1 | 0 | 1 | -- | 10 | 10 | -- | 0 | 0 | 0 |

| DATE | TOTAL CADMIUM IN BOTTOM MATERIAL (UG/G) | TOTAL CHROMIUM (CR) (UG/L) | TOTAL CHROMIUM IN BOTTOM MATERIAL (UG/G) | HEXAVALENT CHROMIUM (CR6) (UG/L) | TOTAL COPPER (CU) (UG/L) | SUSPENDED COPPER (CU) (UG/L) | DISSOLVED COPPER (CU) (UG/L) | TOTAL COPPER IN BOTTOM MATERIAL (UG/G) | DISSOLVED IRON (FE) (UG/L) | TOTAL IRON IN BOTTOM MATERIAL (UG/G) | TOTAL LEAD (PB) (UG/L) |
|---|---|---|---|---|---|---|---|---|---|---|---|
| SEP , 1976 | | | | | | | | | | | |
| 07... | <10 | 20 | 20 | 0 | 3 | 0 | 3 | 20 | 70 | 13000 | 3 |
| 08... | -- | 20 | -- | 0 | 3 | 0 | 3 | -- | 40 | -- | 2 |

< Actual value is known to be less than the value shown.

TABLE 12.--CHEMICAL AND PHYSICAL CONSTITUENTS, GULF OF MEXICO AT CALCASIEU SHIP CHANNEL--Continued

294054093203000 GULF OF MEXICO 300 YARDS WEST OF CALCASIEU SHIP CHANNEL AT MILE -5.6, NEAR CAMERON, LA--Continued

WATER QUALITY DATA

| DATE | SUS-PENDED LEAD (PB) (UG/L) | DIS-SOLVED LEAD (PB) (UG/L) | TOTAL LEAD IN BOTTOM MA-TERIAL (UG/G) | TOTAL MAN-GANESE (MN) (UG/L) | SUS-PENDED MAN-GANESE (MN) (UG/L) | DIS-SOLVED MAN-GANESE (MN) (UG/L) | TOTAL MANGA-NESE IN BOTTOM MA-TERIAL (UG/G) | TOTAL MERCURY (HG) (UG/L) | SUS-PENDED MERCURY (HG) (UG/L) | DIS-SOLVED MERCURY (HG) (UG/L) | TOTAL MERCURY IN BOTTOM MA-TERIAL (UG/G) | TOTAL NICKEL (NI) (UG/L) |
|---|---|---|---|---|---|---|---|---|---|---|---|---|
| SEP , 1976 | | | | | | | | | | | | |
| 07... | 2 | 1 | <10 | 40 | 10 | 30 | 750 | .0 | .0 | .0 | .1 | 3 |
| 08... | 1 | 1 | -- | 50 | 10 | 40 | -- | .0 | .0 | .0 | -- | 3 |

| DATE | SUS-PENDED NICKEL (NI) (UG/L) | DIS-SOLVED NICKEL (NI) (UG/L) | TOTAL SELE-NIUM (SE) (UG/L) | DIS-SOLVED SELE-NIUM (SE) (UG/L) | TOTAL SELE-NIUM IN BOTTOM MA-TERIAL (UG/G) | TOTAL ZINC (ZN) (UG/L) | SUS-PENDED ZINC (ZN) (UG/L) | DIS-SOLVED ZINC (ZN) (UG/L) | TOTAL ZINC IN BOTTOM MA-TERIAL (UG/G) | TOTAL ORGANIC CARBON (C) (MG/L) | CYANIDE (CN) (MG/L) | PHENOLS (UG/L) |
|---|---|---|---|---|---|---|---|---|---|---|---|---|
| SEP , 1976 | | | | | | | | | | | | |
| 07... | 2 | 1 | 0 | 0 | 3 | 60 | 20 | 40 | 60 | 2.4 | .00 | 1 |
| 08... | 2 | 1 | 0 | 0 | -- | 40 | 0 | 40 | -- | 2.3 | .00 | 5 |

| DATE | OIL GREASE TOTAL RECOVER ABLE (MG/L) | TOTAL PCB (UG/L) | PCB IN BOTTOM MA-TERIAL (UG/KG) | POLY-CHLO-RINATED NAPH-THA-LENES (UG/L) | TOTAL ALDRIN (UG/L) | ALDRIN IN BOTTOM MA-TERIAL (UG/KG) | TOTAL CHLOR-DANE (UG/L) | CHLOR-DANE IN BOTTOM MA-TERIAL (UG/KG) | TOTAL DDD (UG/L) | DDD IN BOTTOM MA-TERIAL (UG/KG) | TOTAL DDE (UG/L) | DDE IN BOTTOM MA-TERIAL (UG/KG) |
|---|---|---|---|---|---|---|---|---|---|---|---|---|
| SEP , 1976 | | | | | | | | | | | | |
| 07... | 0 | .0 | 16 | .00 | .00 | .0 | .0 | 0 | .00 | .0 | .00 | .0 |
| 08... | 0 | .0 | 0 | .00 | .00 | .0 | .0 | 0 | .00 | .0 | .00 | .0 |

| DATE | TOTAL DDT (UG/L) | DDT IN BOTTOM MA-TERIAL (UG/KG) | TOTAL DI-AZINON (UG/L) | DI-AZINON IN BOTTOM MA-TERIAL (UG/KG) | TOTAL DI-ELDRIN (UG/L) | DI-ELDRIN IN BOTTOM MA-TERIAL (UG/KG) | TOTAL ENDRIN (UG/L) | ENDRIN IN BOTTOM MA-TERIAL (UG/KG) | TOTAL ETHION (UG/L) | ETHION IN BOTTOM MA-TERIAL (UG/KG) | TOTAL HEPTA-CHLOR (UG/L) | HEPTA-CHLOR IN BOTTOM MA-TERIAL (UG/KG) |
|---|---|---|---|---|---|---|---|---|---|---|---|---|
| SEP , 1976 | | | | | | | | | | | | |
| 07... | .00 | .0 | .00 | .0 | .00 | .0 | .00 | .0 | .00 | .0 | .00 | .0 |
| 08... | .00 | .0 | .04 | .0 | .00 | .0 | .00 | .0 | .00 | .0 | .00 | .0 |

| DATE | TOTAL HEPTA-CHLOR EPOXIDE (UG/L) | HEPTA-CHLOR EPOXIDE IN BOT-TOM MA-TERIAL (UG/KG) | TOTAL LINDANE (UG/L) | LINDANE IN BOTTOM MA-TERIAL (UG/KG) | TOTAL MALA-THION (UG/L) | MALA-THION IN BOTTOM MA-TERIAL (UG/KG) | TOTAL METHYL PARA-THION (UG/L) | METHYL PARA-THION IN BOT-TOM MA-TERIAL (UG/KG) | TOTAL METHYL TRI-THION (UG/L) | METHYL TRI-THION IN BOT-TOM MA-TERIAL (UG/KG) | TOTAL PARA-THION (UG/L) | PARA-THION IN BOTTOM MA-TERIAL (UG/KG) |
|---|---|---|---|---|---|---|---|---|---|---|---|---|
| SEP , 1976 | | | | | | | | | | | | |
| 07... | .00 | .0 | .00 | .0 | .00 | .0 | .00 | .0 | .00 | .0 | .00 | .0 |
| 08... | .00 | .0 | .00 | .0 | .00 | .0 | .00 | .0 | .00 | .0 | .00 | .0 |

< Actual value is known to be less than the value shown.

TABLE 12.--CHEMICAL AND PHYSICAL CONSTITUENTS, GULF OF MEXICO AT CALCASIEU SHIP CHANNEL--Continued

WATER QUALITY DATA

294054093203000 GULF OF MEXICO 300 YARDS WEST OF CALCASIEU SHIP CHANNEL AT MILE -5.6, NEAR CAMERON, LA--Continued

| DATE | TOTAL TOX-APHENE (UG/L) | TOX-APHENE IN BOTTOM MA-TERIAL (UG/KG) | TOTAL TRI-THION (UG/L) | TRI-THION IN BOTTOM MA-TERIAL (UG/KG) | TOTAL 2,4-D (UG/L) | TOTAL 2,4,5-T (UG/L) | TOTAL SILVEX (UG/L) |
|---|---|---|---|---|---|---|---|
| SEP , 1976 | | | | | | | |
| 07... | 0 | 0 | .00 | .0 | .00 | .00 | .00 |
| 08... | 0 | 0 | .00 | .0 | .00 | .00 | .00 |

293620093190500 GULF OF MEXICO IN CALCASIEU SHIP CHANNEL AT MILE -12.0, NEAR CAMERON, LA (CE 96139)

| DATE | TIME | TOTAL ARSENIC IN BOTTOM MA-TERIAL (UG/G) | TOTAL BERYL-LIUM IN BOTTOM MA-TERIAL (UG/G) | TOTAL CADMIUM IN BOTTOM MA-TERIAL (UG/G) | TOTAL CHRO-MIUM IN BOTTOM MA-TERIAL (UG/G) | TOTAL COPPER IN BOTTOM MA-TERIAL (UG/G) | TOTAL IRON IN BOTTOM MA-TERIAL (UG/G) | TOTAL LEAD IN BOTTOM MA-TERIAL (UG/G) | TOTAL MANGA-NESE IN BOTTOM MA-TERIAL (UG/G) | TOTAL MERCURY IN BOTTOM MA-TERIAL (UG/G) | TOTAL SELE-NIUM IN BOTTOM MA-TERIAL (UG/G) |
|---|---|---|---|---|---|---|---|---|---|---|---|
| SEP , 1976 | | | | | | | | | | | |
| 07... | 0945 | 12 | 0 | <10 | 10 | 20 | 14000 | <10 | 480 | .1 | 2 |
| 07... | 1520 | -- | -- | -- | -- | -- | -- | -- | -- | -- | -- |

| DATE | TOTAL ZINC IN BOTTOM MA-TERIAL (UG/G) | PCB IN BOTTOM MA-TERIAL (UG/KG) | ALDRIN IN BOTTOM MA-TERIAL (UG/KG) | CHLOR-DANE IN BOTTOM MA-TERIAL (UG/KG) | DDD IN BOTTOM MA-TERIAL (UG/KG) | DDE IN BOTTOM MA-TERIAL (UG/KG) | DDT IN BOTTOM MA-TERIAL (UG/KG) | DI-AZINON IN BOTTOM MA-TERIAL (UG/KG) | DI-ELDRIN IN BOTTOM MA-TERIAL (UG/KG) | ENDRIN IN BOTTOM MA-TERIAL (UG/KG) |
|---|---|---|---|---|---|---|---|---|---|---|
| SEP , 1976 | | | | | | | | | | |
| 07... | 60 | 0 | .0 | 0 | .0 | .0 | .0 | .0 | .0 | .0 |
| 07... | -- | 0 | .0 | 0 | .0 | .0 | .0 | .0 | .0 | .0 |

| DATE | ETHION IN BOTTOM MA-TERIAL (UG/KG) | HEPTA-CHLOR IN BOTTOM MA-TERIAL (UG/KG) | HEPTA-CHLOR EPOXIDE IN BOT-TOM MA-TERIAL (UG/KG) | LINDANE IN BOTTOM MA-TERIAL (UG/KG) | MALA-THION IN BOTTOM MA-TERIAL (UG/KG) | METHYL PARA-THION IN BOT-TOM MA-TERIAL (UG/KG) | METHYL TRI-THION IN BOT-TOM MA-TERIAL (UG/KG) | PARA-THION IN BOTTOM MA-TERIAL (UG/KG) | TOX-APHENE IN BOTTOM MA-TERIAL (UG/KG) | TRI-THION IN BOTTOM MA-TERIAL (UG/KG) |
|---|---|---|---|---|---|---|---|---|---|---|
| SEP , 1976 | | | | | | | | | | |
| 07... | .0 | .0 | .0 | .0 | .0 | .0 | .0 | .0 | 0 | .0 |
| 07... | .0 | .0 | .0 | .0 | .0 | .0 | .0 | .0 | 0 | .0 |

< Actual value is known to be less than the value shown.

TABLE 12.--CHEMICAL AND PHYSICAL CONSTITUENTS, GULF OF MEXICO AT CALCASIEU SHIP CHANNEL--Continued

293619093190600 GULF OF MEXICO 300 YARDS SOUTHWEST OF CALCASIEU SHIP CHANNEL AT MILE -12.0, NEAR CAMERON, LA (CE 96135)

WATER QUALITY DATA

| DATE | TIME | SPECIFIC CONDUCTANCE (MICROMHOS) | PH (UNITS) | DISSOLVED OXYGEN (MG/L) | BIOCHEMICAL OXYGEN DEMAND 5 DAY (MG/L) | IMMEDIATE COLIFORM (COL. PER 100 ML) | FECAL COLIFORM .7UM-MF (COL./100 ML) | HARDNESS (CA,MG) (MG/L) | NONCARBONATE HARDNESS (MG/L) | DISSOLVED CALCIUM (CA) (MG/L) | DISSOLVED MAGNESIUM (MG) (MG/L) | DISSOLVED SODIUM (NA) (MG/L) |
|---|---|---|---|---|---|---|---|---|---|---|---|---|
| SEP , 1976 | | | | | | | | | | | | |
| 07... | 0930 | 41200 | 8.1 | 7.7 | 1.0 | <5 | <5 | 4900 | 4900 | 330 | 990 | 8800 |
| 07... | 1505 | 40600 | 8.0 | 8.0 | .5 | <5 | <5 | 4800 | 4700 | 330 | 970 | 8600 |

| DATE | PERCENT SODIUM | SODIUM ADSORPTION RATIO | DISSOLVED POTASSIUM (K) (MG/L) | BICARBONATE (HCO3) (MG/L) | CARBONATE (CO3) (MG/L) | ALKALINITY AS CACO3 (MG/L) | CARBON DIOXIDE (CO2) (MG/L) | DISSOLVED SULFATE (SO4) (MG/L) | DISSOLVED CHLORIDE (CL) (MG/L) | TOTAL NONFILTRABLE RESIDUE (MG/L) | SUSPENDED SOLIDS (MG/L) | VOL. NONFILTRABLE RESIDUE (MG/L) |
|---|---|---|---|---|---|---|---|---|---|---|---|---|
| SEP , 1976 | | | | | | | | | | | | |
| 07... | 79 | 55 | 410 | 140 | 0 | 47 | 1.8 | 2200 | 16000 | 41 | 42 | 8 |
| 07... | 78 | 54 | 370 | 140 | 0 | 115 | 2.2 | 2200 | 16000 | 28 | 31 | 2 |

| DATE | TOTAL NITRATE (N) (MG/L) | TOTAL NITRITE (N) (MG/L) | TOTAL NITRITE PLUS NITRATE (N) (MG/L) | TOTAL AMMONIA NITROGEN (N) (MG/L) | DISSOLVED AMMONIA NITROGEN (N) (MG/L) | DISSOLVED AMMONIA (NH4) (MG/L) | TOTAL ORGANIC NITROGEN (N) (MG/L) | DISSOLVED ORGANIC NITROGEN (N) (MG/L) | TOTAL KJELDAHL NITROGEN (N) (MG/L) | SUSPENDED KJEL. NITROGEN (N) (MG/L) | DISSOLVED KJEL. NITROGEN (N) (MG/L) | TOTAL NITROGEN (N) (MG/L) |
|---|---|---|---|---|---|---|---|---|---|---|---|---|
| SEP , 1976 | | | | | | | | | | | | |
| 07... | .01 | .00 | .01 | .10 | .05 | .06 | .14 | .13 | .24 | .06 | .18 | .25 |
| 07... | .00 | .02 | .02 | .21 | .06 | .08 | .62 | .45 | .83 | .32 | .51 | .85 |

| DATE | TOTAL NITROGEN (NO3) (MG/L) | DISSOLVED PHOSPHORUS (P) (MG/L) | TOTAL ARSENIC (AS) (UG/L) | SUSPENDED ARSENIC (AS) (UG/L) | DISSOLVED ARSENIC (AS) (UG/L) | TOTAL ARSENIC IN BOTTOM MATERIAL (UG/G) | TOTAL BERYLLIUM (BE) (UG/L) | DISSOLVED BERYLLIUM (BE) (UG/L) | TOTAL BERYLLIUM IN BOTTOM MATERIAL (UG/G) | TOTAL CADMIUM (CD) (UG/L) | SUSPENDED CADMIUM (CD) (UG/L) | DISSOLVED CADMIUM (CD) (UG/L) |
|---|---|---|---|---|---|---|---|---|---|---|---|---|
| SEP , 1976 | | | | | | | | | | | | |
| 07... | 1.1 | .05 | 2 | 2 | 0 | 6 | 10 | 0 | 0 | 0 | 0 | 0 |
| 07... | 3.8 | .05 | 2 | 1 | 1 | 5 | 0 | 0 | 0 | 0 | 0 | 0 |

| DATE | TOTAL CADMIUM IN BOTTOM MATERIAL (UG/G) | TOTAL CHROMIUM (CR) (UG/L) | TOTAL CHROMIUM IN BOTTOM MATERIAL (UG/G) | HEXAVALENT CHROMIUM (CR6) (UG/L) | TOTAL COPPER (CU) (UG/L) | SUSPENDED COPPER (CU) (UG/L) | DISSOLVED COPPER (CU) (UG/L) | TOTAL COPPER IN BOTTOM MATERIAL (UG/G) | DISSOLVED IRON (FE) (UG/L) | TOTAL IRON IN BOTTOM MATERIAL (UG/G) | TOTAL LEAD (PB) (UG/L) |
|---|---|---|---|---|---|---|---|---|---|---|---|
| SEP , 1976 | | | | | | | | | | | |
| 07... | <10 | 20 | 20 | 0 | 3 | 0 | 3 | <10 | 70 | 10000 | 3 |
| 07... | <10 | 20 | 20 | 0 | 2 | 0 | 2 | 10 | 50 | 7700 | 3 |

< Actual value is known to be less than the value shown.

TABLE 12.--CHEMICAL AND PHYSICAL CONSTITUENTS, GULF OF MEXICO AT CALCASIEU SHIP CHANNEL--Continued

293619093190600 GULF OF MEXICO 300 YARDS SOUTHWEST OF CALCASIEU SHIP CHANNEL AT MILE -12.0, NEAR CAMERON, LA (CE 96135)--Continued

WATER QUALITY DATA

| DATE | SUS-PENDED LEAD (PB) (UG/L) | DIS-SOLVED LEAD (PB) (UG/L) | TOTAL LEAD IN BOTTOM MA-TERIAL (UG/G) | TOTAL MAN-GANESE (MN) (UG/L) | SUS-PENDED MAN-GANESE (MN) (UG/L) | DIS-SOLVED MAN-GANESE (MN) (UG/L) | TOTAL MANGA-NESE IN BOTTOM MA-TERIAL (UG/G) | TOTAL MERCURY (HG) (UG/L) | SUS-PENDED MERCURY (HG) (UG/L) | DIS-SOLVED MERCURY (HG) (UG/L) | TOTAL MERCURY IN BOTTOM MA-TERIAL (UG/G) | TOTAL NICKEL (NI) (UG/L) |
|---|---|---|---|---|---|---|---|---|---|---|---|---|
| SEP , 1976 | | | | | | | | | | | | |
| 07... | 2 | 1 | <10 | 50 | 10 | 40 | 240 | .0 | .0 | .0 | .1 | 2 |
| 07... | 1 | 2 | <10 | 40 | 0 | 40 | 200 | .0 | .0 | .0 | .1 | 2 |

| DATE | SUS-PENDED NICKEL (NI) (UG/L) | DIS-SOLVED NICKEL (NI) (UG/L) | TOTAL SELE-NIUM (SE) (UG/L) | DIS-SOLVED SELE-NIUM (SE) (UG/L) | TOTAL SELE-NIUM IN BOTTOM MA-TERIAL (UG/G) | TOTAL ZINC (ZN) (UG/L) | SUS-PENDED ZINC (ZN) (UG/L) | DIS-SOLVED ZINC (ZN) (UG/L) | TOTAL ZINC IN BOTTOM MA-TERIAL (UG/G) | TOTAL ORGANIC CARBON (C) (MG/L) | CYANIDE (CN) (MG/L) | PHENOLS (UG/L) |
|---|---|---|---|---|---|---|---|---|---|---|---|---|
| SEP , 1976 | | | | | | | | | | | | |
| 07... | 1 | 1 | 0 | 0 | 1 | 50 | 20 | 30 | 40 | 3.0 | .00 | 7 |
| 07... | 0 | 2 | 0 | 0 | 0 | 50 | 10 | 40 | 50 | 7.4 | .00 | 3 |

| DATE | OIL GREASE TOTAL RECOVER ABLE (MG/L) | TOTAL PCB (UG/L) | PCB IN BOTTOM MA-TERIAL (UG/KG) | POLY-CHLO-RINATED NAPH-THA-LENES (UG/L) | TOTAL ALDRIN (UG/L) | ALDRIN IN BOTTOM MA-TERIAL (UG/KG) | TOTAL CHLOR-DANE (UG/L) | CHLOR-DANE IN BOTTOM MA-TERIAL (UG/KG) | TOTAL DDD (UG/L) | DDD IN BOTTOM MA-TERIAL (UG/KG) | TOTAL DDE (UG/L) | DDE IN BOTTOM MA-TERIAL (UG/KG) |
|---|---|---|---|---|---|---|---|---|---|---|---|---|
| SEP , 1976 | | | | | | | | | | | | |
| 07... | 0 | .0 | 16 | .00 | .00 | .0 | .0 | 0 | .00 | .0 | .00 | .0 |
| 07... | 0 | .0 | 0 | .00 | .00 | .0 | .0 | 0 | .00 | .0 | .00 | .0 |

| DATE | TOTAL DDT (UG/L) | DDT IN BOTTOM MA-TERIAL (UG/KG) | TOTAL DI-AZINON (UG/L) | DI-AZINON IN BOTTOM MA-TERIAL (UG/KG) | TOTAL DI-ELDRIN (UG/L) | DI-ELDRIN IN BOTTOM MA-TERIAL (UG/KG) | TOTAL ENDRIN (UG/L) | ENDRIN IN BOTTOM MA-TERIAL (UG/KG) | TOTAL ETHION (UG/L) | ETHION IN BOTTOM MA-TERIAL (UG/KG) | TOTAL HEPTA-CHLOR (UG/L) | HEPTA-CHLOR IN BOTTOM MA-TERIAL (UG/KG) |
|---|---|---|---|---|---|---|---|---|---|---|---|---|
| SEP , 1976 | | | | | | | | | | | | |
| 07... | .00 | .0 | .00 | .0 | .00 | .0 | .00 | .0 | .00 | .0 | .00 | .0 |
| 07... | .00 | .0 | .00 | .0 | .00 | .0 | .00 | .0 | .00 | .0 | .00 | .0 |

| DATE | TOTAL HEPTA-CHLOR EPOXIDE (UG/L) | HEPTA-CHLOR EPOXIDE IN BOT-TOM MA-TERIAL (UG/KG) | TOTAL LINDANE (UG/L) | LINDANE IN BOTTOM MA-TERIAL (UG/KG) | TOTAL MALA-THION (UG/L) | MALA-THION IN BOTTOM MA-TERIAL (UG/KG) | TOTAL METHYL PARA-THION (UG/L) | METHYL PARA-THION IN BOT-TOM MA-TERIAL (UG/KG) | TOTAL METHYL TRI-THION (UG/L) | METHYL TRI-THION IN BOT-TOM MA-TERIAL (UG/KG) | TOTAL PARA-THION (UG/L) | PARA-THION IN BOTTOM MA-TERIAL (UG/KG) |
|---|---|---|---|---|---|---|---|---|---|---|---|---|
| SEP , 1976 | | | | | | | | | | | | |
| 07... | .00 | .0 | .00 | .0 | .00 | .0 | .00 | .0 | .00 | .0 | .00 | .0 |
| 07... | .00 | .0 | .00 | .0 | .00 | .0 | .00 | .0 | .00 | .0 | .00 | .0 |

< Actual value is known to be less than the value shown.

TABLE 12.--CHEMICAL AND PHYSICAL CONSTITUENTS, GULF OF MEXICO AT CALCASIEU SHIP CHANNEL--Continued

WATER QUALITY DATA

293619093190600 GULF OF MEXICO 300 YARDS SOUTHWEST OF CALCASIEU SHIP CHANNEL AT MILE -12.0, NEAR CAMERON, LA (CE 96135)--Continued

| DATE | TOTAL TOX-APHENE (UG/L) | TOX-APHENE IN BOTTOM MA-TERIAL (UG/KG) | TOTAL TRI-THION (UG/L) | TRI-THION IN BOTTOM MA-TERIAL (UG/KG) | TOTAL 2,4-D (UG/L) | TOTAL 2,4,5-T (UG/L) | TOTAL SILVEX (UG/L) |
|---|---|---|---|---|---|---|---|
| SEP , 1976 | | | | | | | |
| 07... | 0 | 0 | .00 | .0 | .00 | .00 | .00 |
| 07... | 0 | 0 | .00 | .0 | .00 | .00 | .00 |

292900093132700 GULF OF MEXICO IN CALCASIEU SHIP CHANNEL AT MILE -21.5, NEAR CAMERON, LA (CE 96149)

| DATE | TIME | TOTAL ARSENIC IN BOTTOM MA-TERIAL (UG/G) | TOTAL BERYL-LIUM IN BOTTOM MA-TERIAL (UG/G) | TOTAL CADMIUM IN BOTTOM MA-TERIAL (UG/G) | TOTAL CHRO-MIUM IN BOTTOM MA-TERIAL (UG/G) | TOTAL COPPER IN BOTTOM MA-TERIAL (UG/G) | TOTAL IRON IN BOTTOM MA-TERIAL (UG/G) | TOTAL LEAD IN BOTTOM MA-TERIAL (UG/G) | TOTAL MANGA-NESE IN BOTTOM MA-TERIAL (UG/G) | TOTAL MERCURY IN BOTTOM MA-TERIAL (UG/G) | TOTAL SELE-NIUM IN BOTTOM MA-TERIAL (UG/G) |
|---|---|---|---|---|---|---|---|---|---|---|---|
| SEP , 1976 | | | | | | | | | | | |
| 07... | 1030 | 6 | 0 | <10 | <10 | 10 | 6100 | <10 | 200 | .2 | 0 |
| 07... | 1445 | 8 | 0 | <10 | 20 | 10 | 13000 | <10 | 350 | .1 | 1 |

| DATE | TOTAL ZINC IN BOTTOM MA-TERIAL (UG/G) | PCB IN BOTTOM MA-TERIAL (UG/KG) | ALDRIN IN BOTTOM MA-TERIAL (UG/KG) | CHLOR-DANE IN BOTTOM MA-TERIAL (UG/KG) | DDD IN BOTTOM MA-TERIAL (UG/KG) | DDE IN BOTTOM MA-TERIAL (UG/KG) | DDT IN BOTTOM MA-TERIAL (UG/KG) | DI-AZINON IN BOTTOM MA-TERIAL (UG/KG) | DI-ELDRIN IN BOTTOM MA-TERIAL (UG/KG) | ENDRIN IN BOTTOM MA-TERIAL (UG/KG) |
|---|---|---|---|---|---|---|---|---|---|---|
| SEP , 1976 | | | | | | | | | | |
| 07... | 20 | 7 | .0 | 0 | .0 | .0 | .0 | .0 | .0 | .0 |
| 07... | 50 | 0 | .0 | 0 | .0 | .0 | .0 | .0 | .0 | .0 |

| DATE | ETHION IN BOTTOM MA-TERIAL (UG/KG) | HEPTA-CHLOR IN BOTTOM MA-TERIAL (UG/KG) | HEPTA-CHLOR EPOXIDE IN BOT-TOM MA-TERIAL (UG/KG) | LINDANE IN BOTTOM MA-TERIAL (UG/KG) | MALA-THION IN BOTTOM MA-TERIAL (UG/KG) | METHYL PARA-THION IN BOT-TOM MA-TERIAL (UG/KG) | METHYL TRI-THION IN BOT-TOM MA-TERIAL (UG/KG) | PARA-THION IN BOTTOM MA-TERIAL (UG/KG) | TOX-APHENE IN BOTTOM MA-TERIAL (UG/KG) | TRI-THION IN BOTTOM MA-TERIAL (UG/KG) |
|---|---|---|---|---|---|---|---|---|---|---|
| SEP , 1976 | | | | | | | | | | |
| 07... | .0 | .0 | .0 | .0 | .0 | .0 | .0 | .0 | 0 | .0 |
| 07... | .0 | .0 | .0 | .0 | .0 | .0 | .0 | .0 | 0 | .0 |

< Actual value is known to be less than the value shown.

TABLE 12.--CHEMICAL AND PHYSICAL CONSTITUENTS, GULF OF MEXICO AT CALCASIEU SHIP CHANNEL--Continued

292900093132800 GULF OF MEXICO 300 YARDS WEST OF CALCASIEU SHIP CHANNEL AT MILE -21.5, NEAR CAMERON, LA (CE 96147)

WATER QUALITY DATA

| DATE | TIME | SPECIFIC CONDUCTANCE (MICROMHOS) | PH (UNITS) | DISSOLVED OXYGEN (MG/L) | BIOCHEMICAL OXYGEN DEMAND 5 DAY (MG/L) | IMMEDIATE COLIFORM (COL. PER 100 ML) | FECAL COLIFORM .7UM-MF (COL./100 ML) | HARDNESS (CA,MG) (MG/L) | NONCARBONATE HARDNESS (MG/L) | DISSOLVED CALCIUM (CA) (MG/L) | DISSOLVED MAGNESIUM (MG) (MG/L) | DISSOLVED SODIUM (NA) (MG/L) |
|---|---|---|---|---|---|---|---|---|---|---|---|---|
| SEP , 1976 | | | | | | | | | | | | |
| 07... | 1020 | 40400 | 8.1 | 8.0 | .1 | <5 | <5 | 4900 | 4800 | 320 | 1000 | 8800 |
| 07... | 1430 | 41100 | 8.2 | 7.6 | .1 | <5 | <5 | 4800 | 4700 | 330 | 970 | 8800 |

| DATE | PERCENT SODIUM | SODIUM ADSORPTION RATIO | DISSOLVED POTASSIUM (K) (MG/L) | BICARBONATE (HCO3) (MG/L) | CARBONATE (CO3) (MG/L) | ALKALINITY AS CACO3 (MG/L) | CARBON DIOXIDE (CO2) (MG/L) | DISSOLVED SULFATE (SO4) (MG/L) | DISSOLVED CHLORIDE (CL) (MG/L) | TOTAL NONFILTRABLE RESIDUE (MG/L) | SUSPENDED SOLIDS (MG/L) | VOL. NONFILTRABLE RESIDUE (MG/L) |
|---|---|---|---|---|---|---|---|---|---|---|---|---|
| SEP , 1976 | | | | | | | | | | | | |
| 07... | 78 | 55 | 370 | 145 | 0 | 119 | 1.8 | 2200 | 16000 | 38 | 42 | 4 |
| 07... | 78 | 55 | 370 | 139 | 0 | 114 | 1.4 | 2200 | 16000 | 17 | 15 | 5 |

| DATE | TOTAL NITRATE (N) (MG/L) | TOTAL NITRITE (N) (MG/L) | TOTAL NITRITE PLUS NITRATE (N) (MG/L) | TOTAL AMMONIA NITROGEN (N) (MG/L) | DISSOLVED AMMONIA NITROGEN (N) (MG/L) | DISSOLVED AMMONIA (NH4) (MG/L) | TOTAL ORGANIC NITROGEN (N) (MG/L) | DISSOLVED ORGANIC NITROGEN (N) (MG/L) | TOTAL KJELDAHL NITROGEN (N) (MG/L) | SUSPENDED KJEL. NITROGEN (N) (MG/L) | DISSOLVED KJEL. NITROGEN (N) (MG/L) | TOTAL NITROGEN (N) (MG/L) |
|---|---|---|---|---|---|---|---|---|---|---|---|---|
| SEP , 1976 | | | | | | | | | | | | |
| 07... | .01 | .00 | .01 | .14 | .14 | .18 | .14 | .12 | .26 | .00 | .26 | .27 |
| 07... | .01 | .00 | .01 | .14 | .14 | .18 | .11 | .11 | .25 | .00 | .25 | .26 |

| DATE | TOTAL NITROGEN (NO3) (MG/L) | DISSOLVED PHOSPHORUS (P) (MG/L) | TOTAL ARSENIC (AS) (UG/L) | SUSPENDED ARSENIC (AS) (UG/L) | DISSOLVED ARSENIC (AS) (UG/L) | TOTAL ARSENIC IN BOTTOM MATERIAL (UG/G) | TOTAL BERYLLIUM (BE) (UG/L) | DISSOLVED BERYLLIUM (BE) (UG/L) | TOTAL BERYLLIUM IN BOTTOM MATERIAL (UG/G) | TOTAL CADMIUM (CD) (UG/L) | SUSPENDED CADMIUM (CD) (UG/L) | DISSOLVED CADMIUM (CD) (UG/L) |
|---|---|---|---|---|---|---|---|---|---|---|---|---|
| SEP , 1976 | | | | | | | | | | | | |
| 07... | 1.2 | .03 | 2 | 1 | 1 | 5 | 10 | 10 | 0 | 0 | 0 | 0 |
| 07... | 1.2 | .04 | 2 | 1 | 1 | 9 | 10 | 0 | 0 | 0 | 0 | 0 |

| DATE | TOTAL CADMIUM IN BOTTOM MATERIAL (UG/G) | TOTAL CHROMIUM (CR) (UG/L) | TOTAL CHROMIUM IN BOTTOM MATERIAL (UG/G) | HEXAVALENT CHROMIUM (CR6) (UG/L) | TOTAL COPPER (CU) (UG/L) | SUSPENDED COPPER (CU) (UG/L) | DISSOLVED COPPER (CU) (UG/L) | TOTAL COPPER IN BOTTOM MATERIAL (UG/G) | DISSOLVED IRON (FE) (UG/L) | TOTAL IRON IN BOTTOM MATERIAL (UG/G) | TOTAL LEAD (PB) (UG/L) |
|---|---|---|---|---|---|---|---|---|---|---|---|
| SEP , 1976 | | | | | | | | | | | |
| 07... | <10 | 30 | <10 | 0 | 4 | 0 | 4 | 10 | 70 | 6900 | 4 |
| 07... | <10 | 30 | 10 | 0 | 3 | 0 | 3 | <10 | 70 | 5200 | 2 |

< Actual value is known to be less than the value shown.

TABLE 12.--CHEMICAL AND PHYSICAL CONSTITUENTS, GULF OF MEXICO AT CALCASIEU SHIP CHANNEL--Continued

292900093132800 GULF OF MEXICO 300 YARDS WEST OF CALCASIEU SHIP CHANNEL AT MILE -21.5, NEAR CAMERON, LA (CE 96147)--Continued

WATER QUALITY DATA

| DATE | SUS-PENDED LEAD (PB) (UG/L) | DIS-SOLVED LEAD (PB) (UG/L) | TOTAL LEAD IN BOTTOM MA-TERIAL (UG/G) | TOTAL MAN-GANESE (MN) (UG/L) | SUS-PENDED MAN-GANESE (MN) (UG/L) | DIS-SOLVED MAN-GANESE (MN) (UG/L) | TOTAL MANGA-NESE IN BOTTOM MA-TERIAL (UG/G) | TOTAL MERCURY (HG) (UG/L) | SUS-PENDED MERCURY (HG) (UG/L) | DIS-SOLVED MERCURY (HG) (UG/L) | TOTAL MERCURY IN BOTTOM MA-TERIAL (UG/G) | TOTAL NICKEL (NI) (UG/L) |
|---|---|---|---|---|---|---|---|---|---|---|---|---|
| SEP . 1976 | | | | | | | | | | | | |
| 07... | 0 | 4 | <10 | 40 | 10 | 30 | 180 | .0 | .0 | .0 | .1 | 3 |
| 07... | 1 | 1 | <10 | 40 | 10 | 30 | 190 | .0 | .0 | .0 | .1 | 3 |

| DATE | SUS-PENDED NICKEL (NI) (UG/L) | DIS-SOLVED NICKEL (NI) (UG/L) | TOTAL SELE-NIUM (SE) (UG/L) | DIS-SOLVED SELE-NIUM (SE) (UG/L) | TOTAL SELE-NIUM IN BOTTOM MA-TERIAL (UG/G) | TOTAL ZINC (ZN) (UG/L) | SUS-PENDED ZINC (ZN) (UG/L) | DIS-SOLVED ZINC (ZN) (UG/L) | TOTAL ZINC IN BOTTOM MA-TERIAL (UG/G) | TOTAL ORGANIC CARBON (C) (MG/L) | CYANIDE (CN) (MG/L) | PHENOLS (UG/L) |
|---|---|---|---|---|---|---|---|---|---|---|---|---|
| SEP . 1976 | | | | | | | | | | | | |
| 07... | 0 | 3 | 0 | 0 | 0 | 50 | 20 | 30 | 20 | 3.6 | .00 | 4 |
| 07... | 0 | 3 | 0 | 0 | 0 | 40 | 0 | 40 | 20 | 3.0 | .00 | 4 |

| DATE | OIL GREASE TOTAL RECOVER-ABLE (MG/L) | TOTAL PCB (UG/L) | PCB IN BOTTOM MA-TERIAL (UG/KG) | POLY-CHLO-RINATED NAPH-THA-LENES (UG/L) | TOTAL ALDRIN (UG/L) | ALDRIN IN BOTTOM MA-TERIAL (UG/KG) | TOTAL CHLOR-DANE (UG/L) | CHLOR-DANE IN BOTTOM MA-TERIAL (UG/KG) | TOTAL DDD (UG/L) | DDD IN BOTTOM MA-TERIAL (UG/KG) | TOTAL DDE (UG/L) | DDE IN BOTTOM MA-TERIAL (UG/KG) |
|---|---|---|---|---|---|---|---|---|---|---|---|---|
| SEP . 1976 | | | | | | | | | | | | |
| 07... | 0 | .0 | 0 | .00 | .00 | .0 | .0 | 0 | .00 | .0 | .00 | .0 |
| 07... | 0 | .0 | 12 | .00 | .00 | .0 | .0 | 0 | .00 | .0 | .00 | .0 |

| DATE | TOTAL DDT (UG/L) | DDT IN BOTTOM MA-TERIAL (UG/KG) | TOTAL DI-AZINON (UG/L) | DI-AZINON IN BOTTOM MA-TERIAL (UG/KG) | TOTAL DI-ELDRIN (UG/L) | DI-ELDRIN IN BOTTOM MA-TERIAL (UG/KG) | TOTAL ENDRIN (UG/L) | ENDRIN IN BOTTOM MA-TERIAL (UG/KG) | TOTAL ETHION (UG/L) | ETHION IN BOTTOM MA-TERIAL (UG/KG) | TOTAL HEPTA-CHLOR (UG/L) | HEPTA-CHLOR IN BOTTOM MA-TERIAL (UG/KG) |
|---|---|---|---|---|---|---|---|---|---|---|---|---|
| SEP . 1976 | | | | | | | | | | | | |
| 07... | .00 | .0 | .00 | .0 | .00 | .0 | .00 | .0 | .00 | .0 | .00 | .0 |
| 07... | .00 | .0 | .00 | .0 | .00 | .0 | .00 | .0 | .00 | .0 | .00 | .0 |

| DATE | TOTAL HEPTA-CHLOR EPOXIDE (UG/L) | HEPTA-CHLOR EPOXIDE IN BOT-TOM MA-TERIAL (UG/KG) | TOTAL LINDANE (UG/L) | LINDANE IN BOTTOM MA-TERIAL (UG/KG) | TOTAL MALA-THION (UG/L) | MALA-THION IN BOTTOM MA-TERIAL (UG/KG) | TOTAL METHYL PARA-THION (UG/L) | METHYL PARA-THION IN BOT-TOM MA-TERIAL (UG/KG) | TOTAL METHYL TRI-THION (UG/L) | METHYL TRI-THION IN BOT-TOM MA-TERIAL (UG/KG) | TOTAL PARA-THION (UG/L) | PARA-THION IN BOTTOM MA-TERIAL (UG/KG) |
|---|---|---|---|---|---|---|---|---|---|---|---|---|
| SEP . 1976 | | | | | | | | | | | | |
| 07... | .00 | .0 | .00 | .0 | .00 | .0 | .00 | .0 | .00 | .0 | .00 | .0 |
| 07... | .00 | .0 | .00 | .0 | .00 | .0 | .00 | .0 | .00 | .0 | .00 | .0 |

< Actual value is known to be less than the value shown.

TABLE 12.--CHEMICAL AND PHYSICAL CONSTITUENTS, GULF OF MEXICO AT CALCASIEU SHIP CHANNEL--Continued

292900093132800 GULF OF MEXICO 300 YARDS WEST OF CALCASIEU SHIP CHANNEL AT MILE -21.5, NEAR CAMERON, LA (CE 96147)--Continued

WATER QUALITY DATA

| DATE | TOTAL TOX-APHENE (UG/L) | TOX-APHENE IN BOTTOM MA-TERIAL (UG/KG) | TOTAL TRI-THION (UG/L) | TRI-THION IN BOTTOM MA-TERIAL (UG/KG) | TOTAL 2,4-D (UG/L) | TOTAL 2,4,5-T (UG/L) | TOTAL SILVEX (UG/L) |
|---|---|---|---|---|---|---|---|
| SEP , 1976 | | | | | | | |
| 07... | 0 | 0 | .00 | .0 | .00 | .00 | .00 |
| 07... | 0 | 0 | .00 | .0 | .00 | .00 | .00 |



☆ U.S. GOVERNMENT PRINTING OFFICE — 1980:672-130

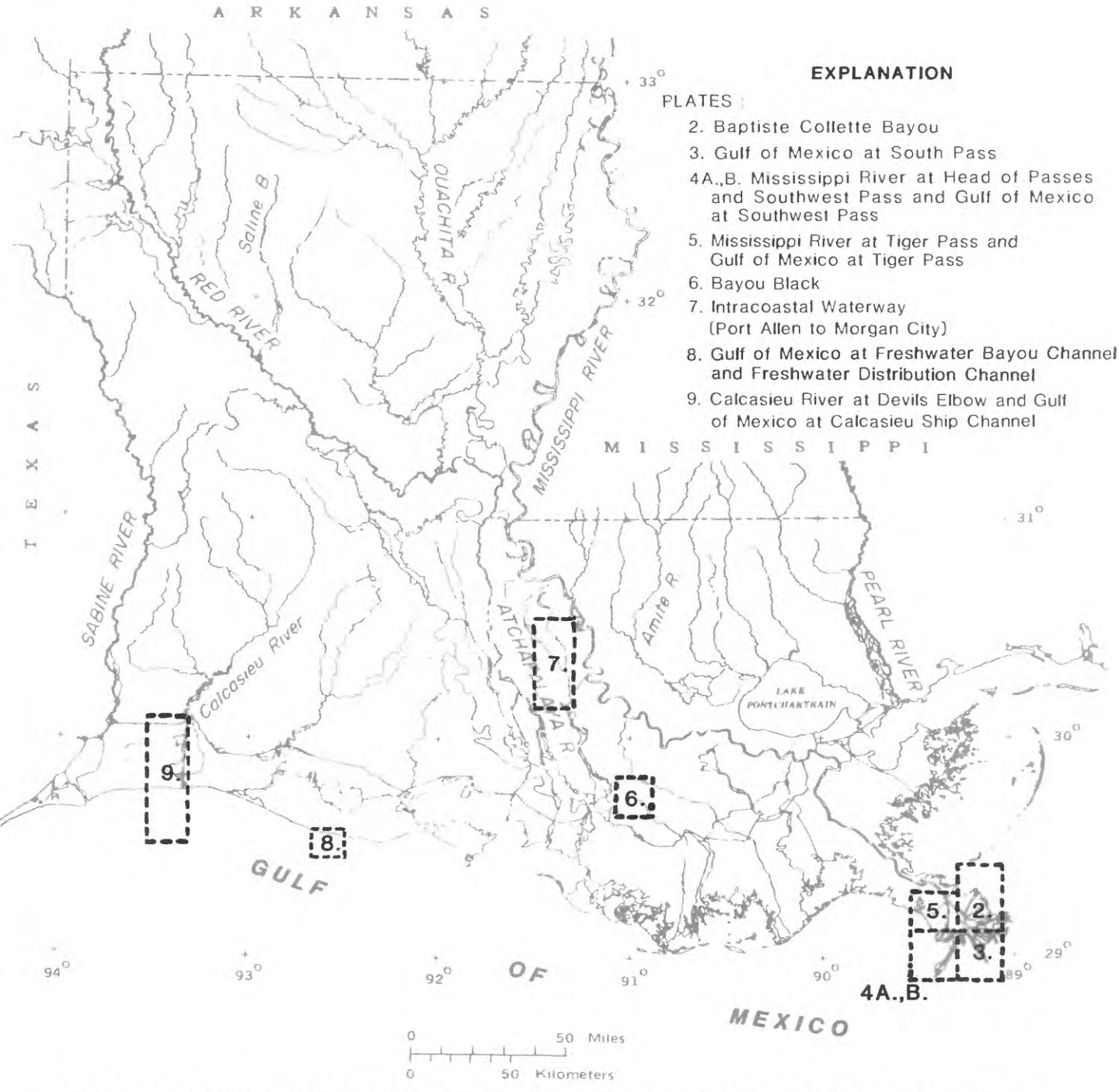


**PLATE 1. MAP SHOWING LOCATION OF DREDGING, POSTDREDGING, AND OCEAN-DISPOSAL SITES.**

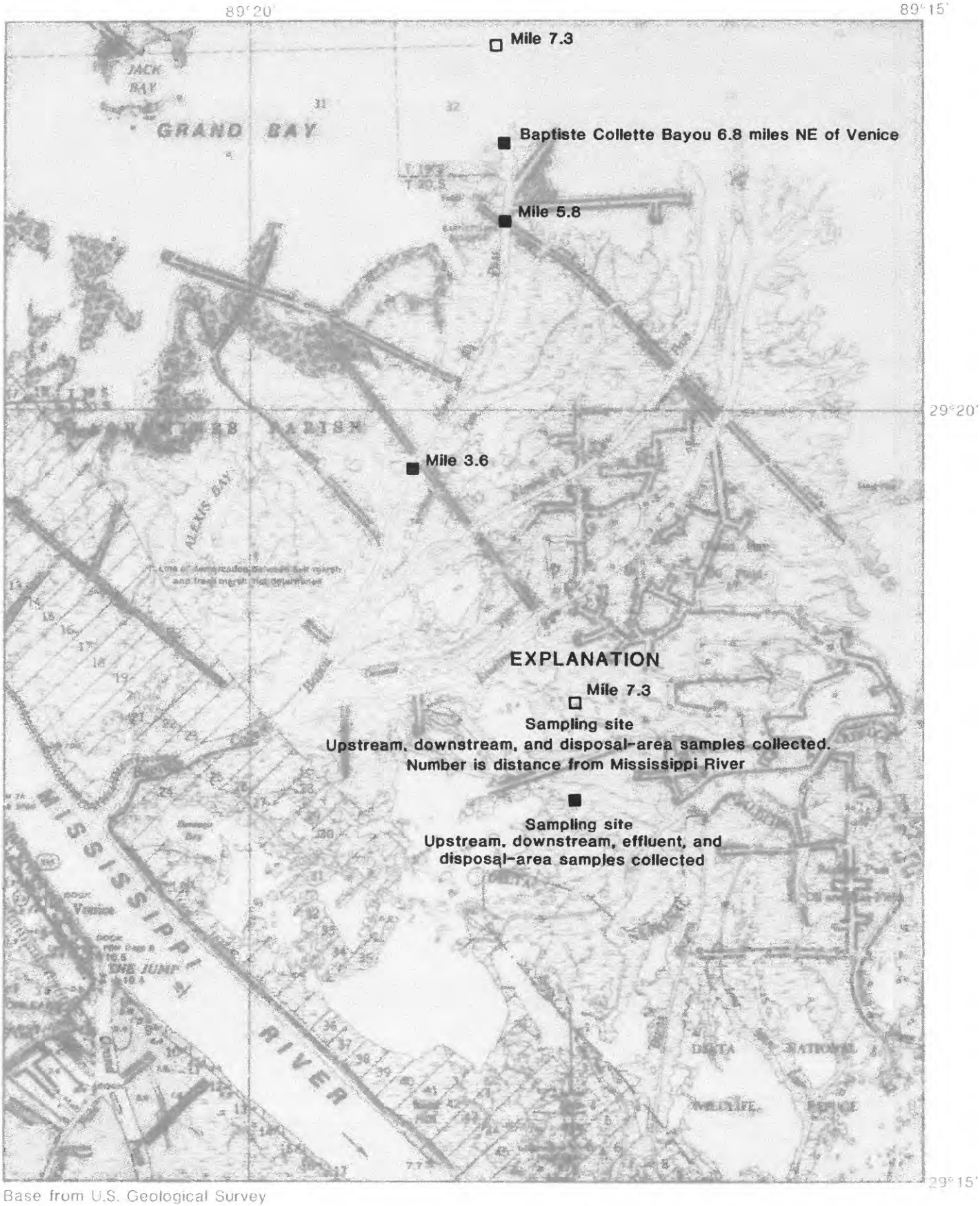


Base from U.S. Geological Survey
Venice, 1960

**PLATE 2. MAP SHOWING LOCATION OF SAMPLING SITES (DREDGING), BAPTISTE COLLETTE BAYOU.**

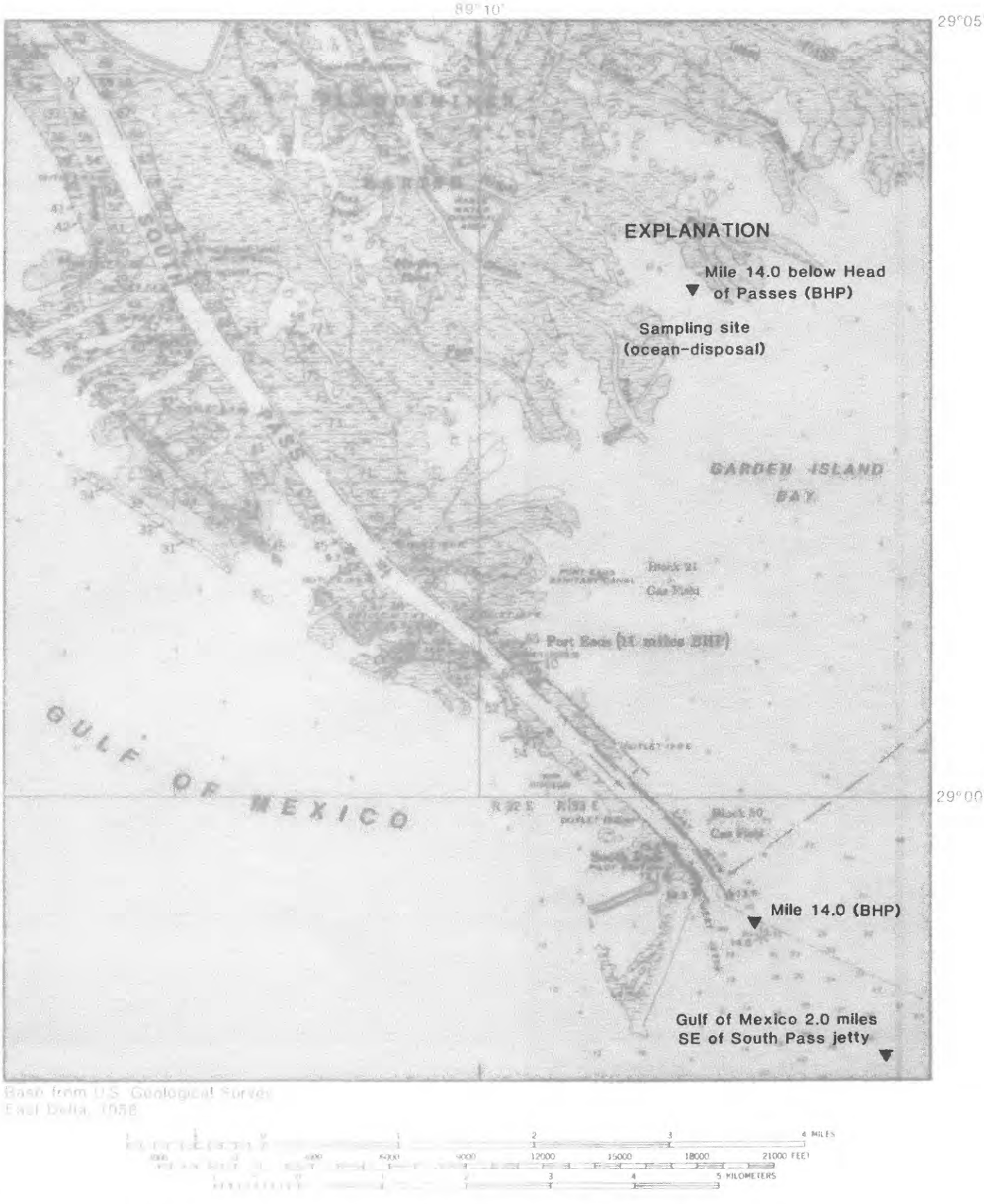


PLATE 3. MAP SHOWING LOCATION OF SAMPLING SITES (OCEAN-DISPOSAL), GULF OF MEXICO AT SOUTH PASS.

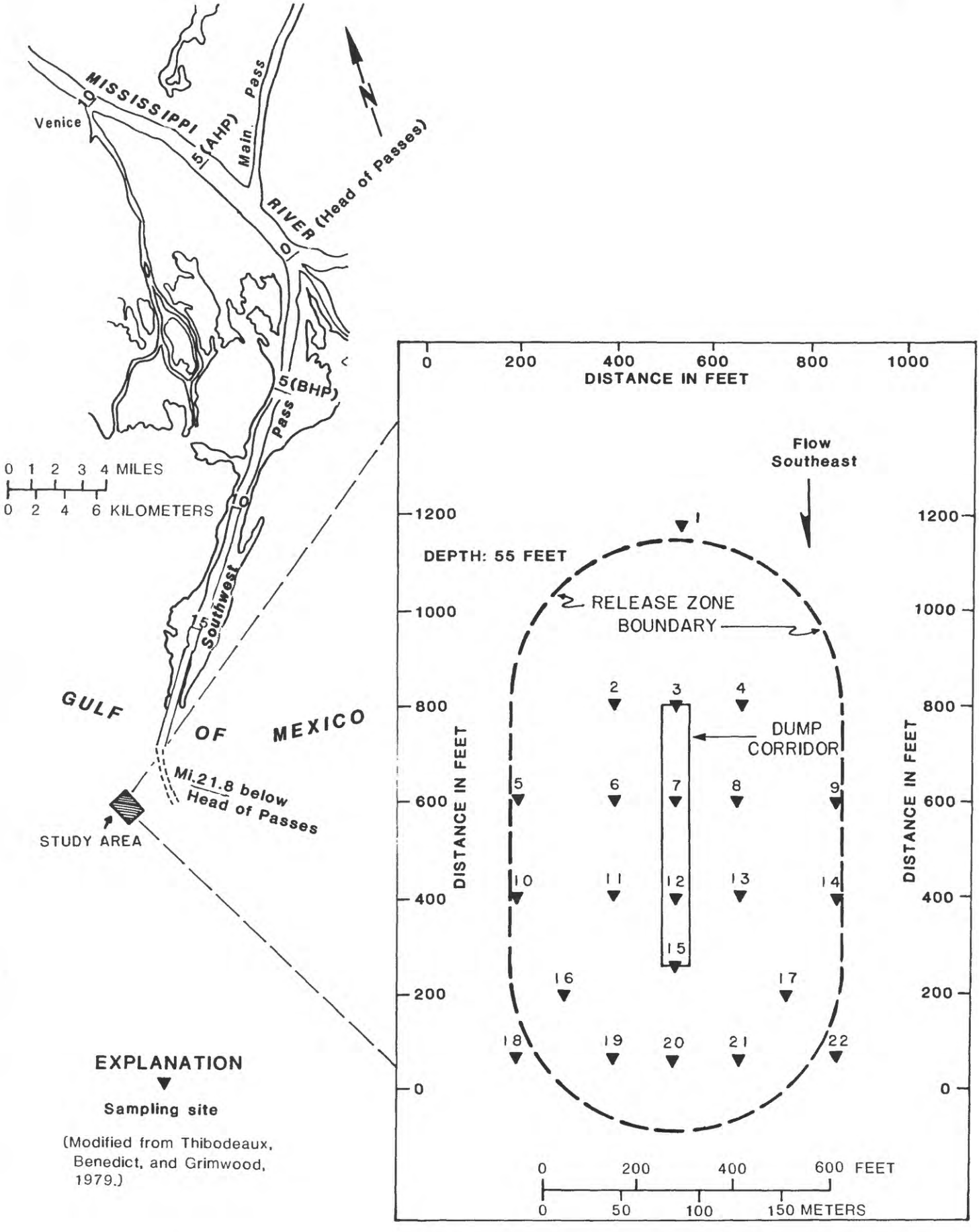


PLATE 4B. MAP SHOWING LOCATION OF SAMPLING SITES (OCEAN-DISPOSAL), GULF OF MEXICO AT SOUTHWEST PASS.

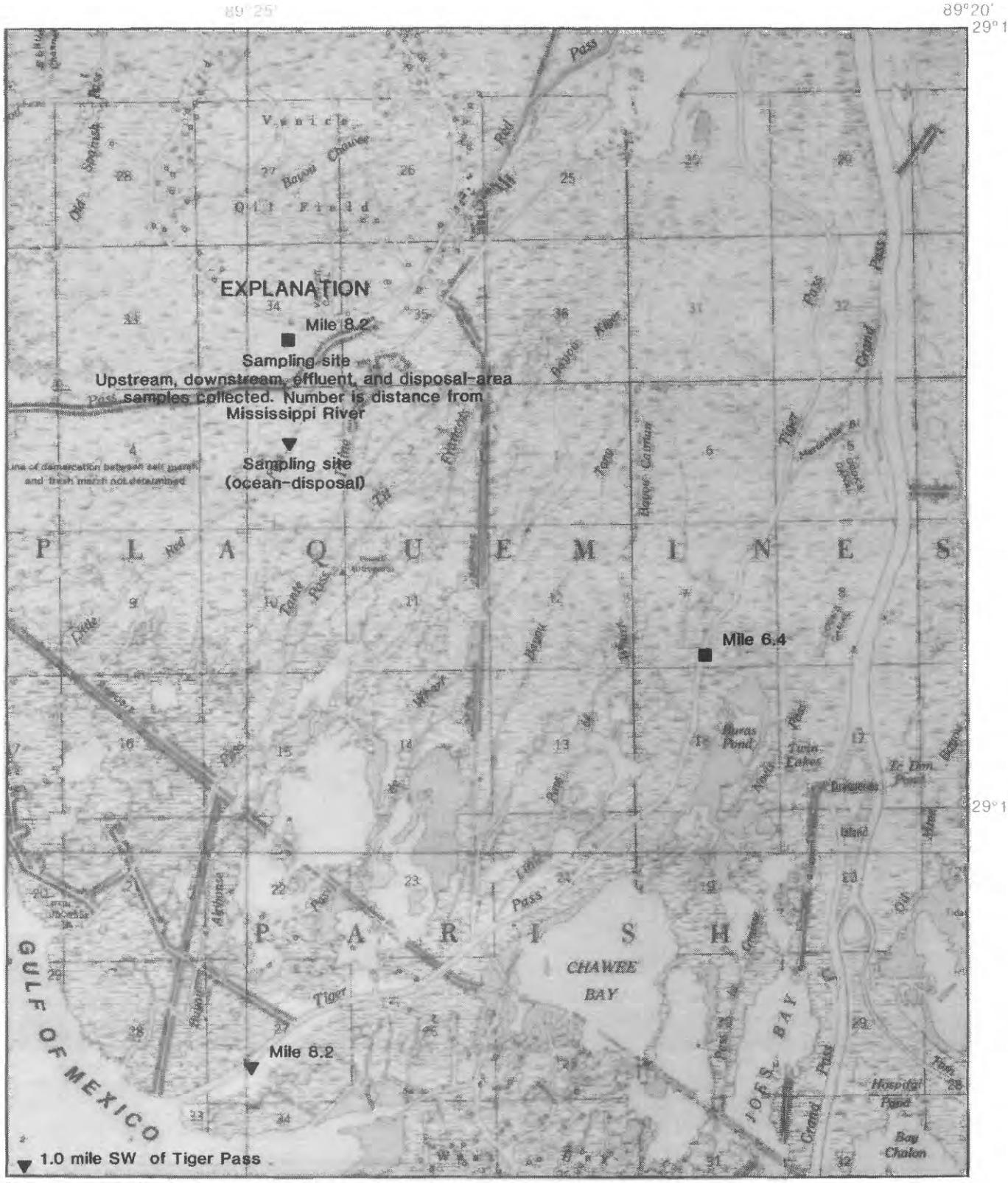


Base from U.S. Geological Survey
West Delta, 1958

4 MILES
9000 0 3000 6000 9000 12000 15000 18000 21000 FEET
5 KILOMETERS

**PLATE 5. MAP SHOWING LOCATION OF SAMPLING SITES (DREDGING AND OCEAN-DISPOSAL), MISSISSIPPI RIVER AT TIGER PASS AND GULF OF MEXICO AT TIGER PASS.**

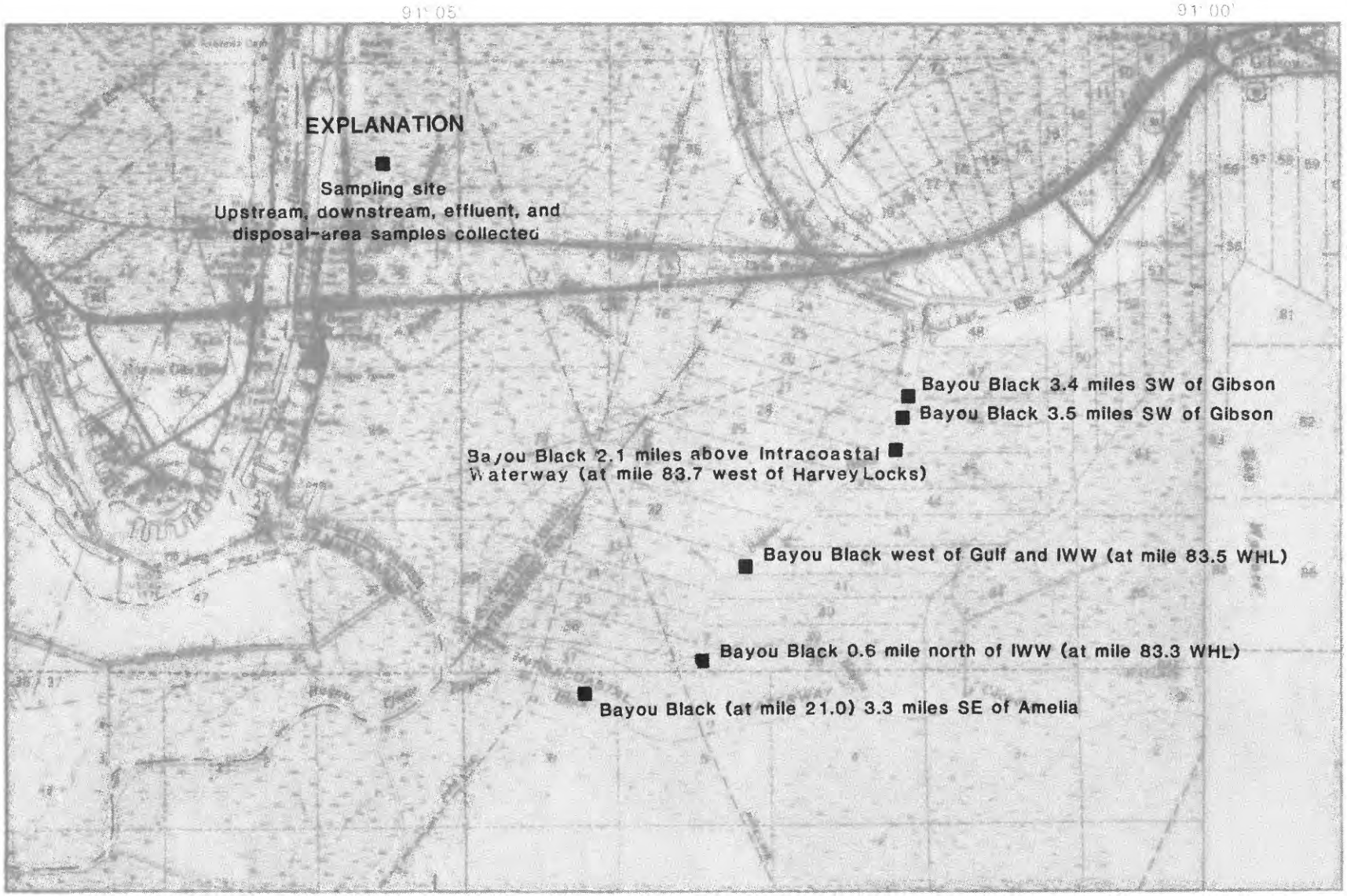


Base from U.S. Geological Survey
Morgan City, 1967, and Gibson, 1964

PLATE 6. MAP SHOWING LOCATION OF SAMPLING SITES (DREDGING), BAYOU BLACK.

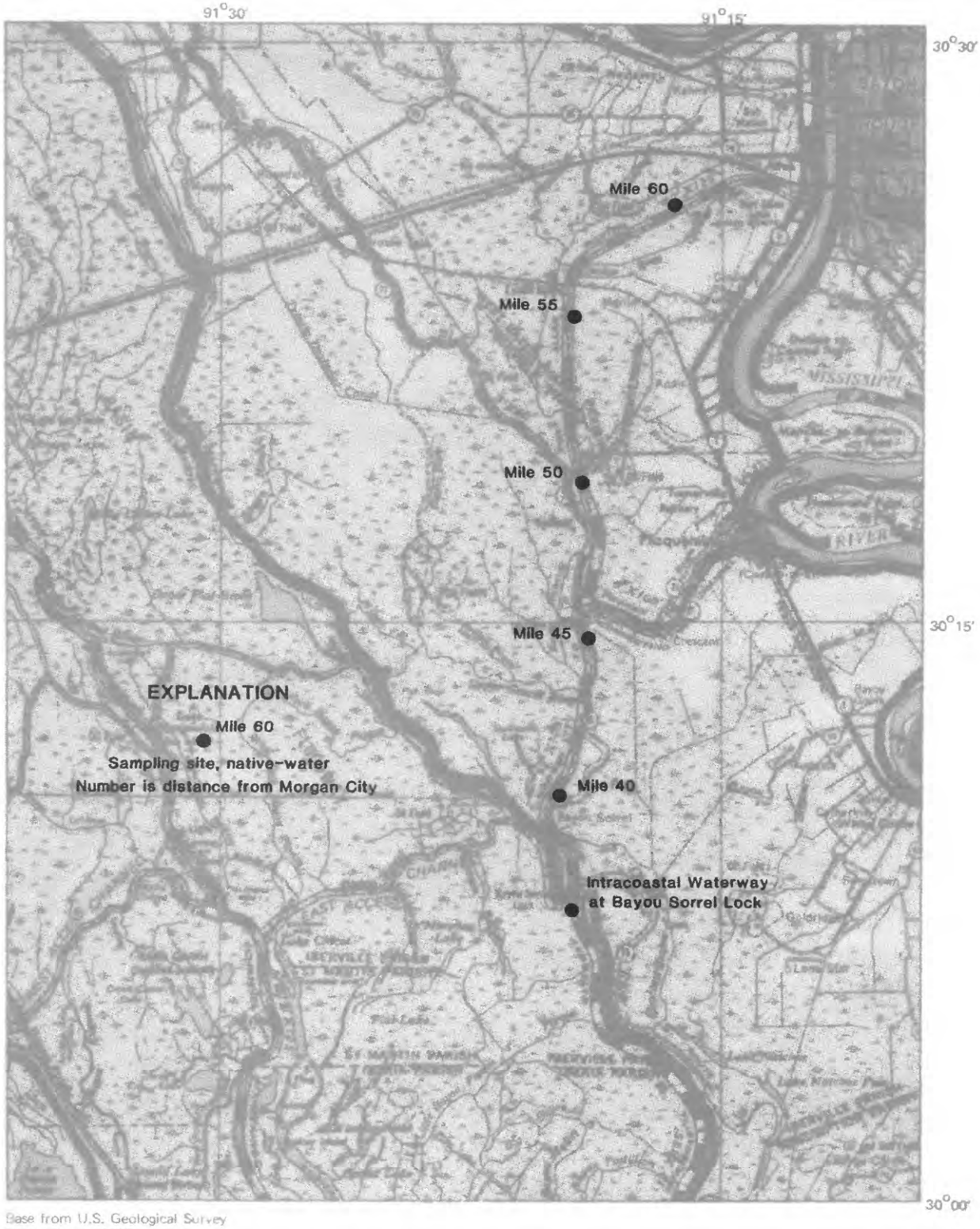


Base from U.S. Geological Survey
Baton Rouge, 1967

5 0 5 10 15 20 Statute Miles

5 0 5 10 15 20 25 30 Kilometers

5 0 5 10 Nautical Miles

**PLATE 7. MAP SHOWING LOCATION OF SAMPLING SITES (POSTDREDGING), INTRACOASTAL WATERWAY (PORT ALLEN TO MORGAN CITY).**

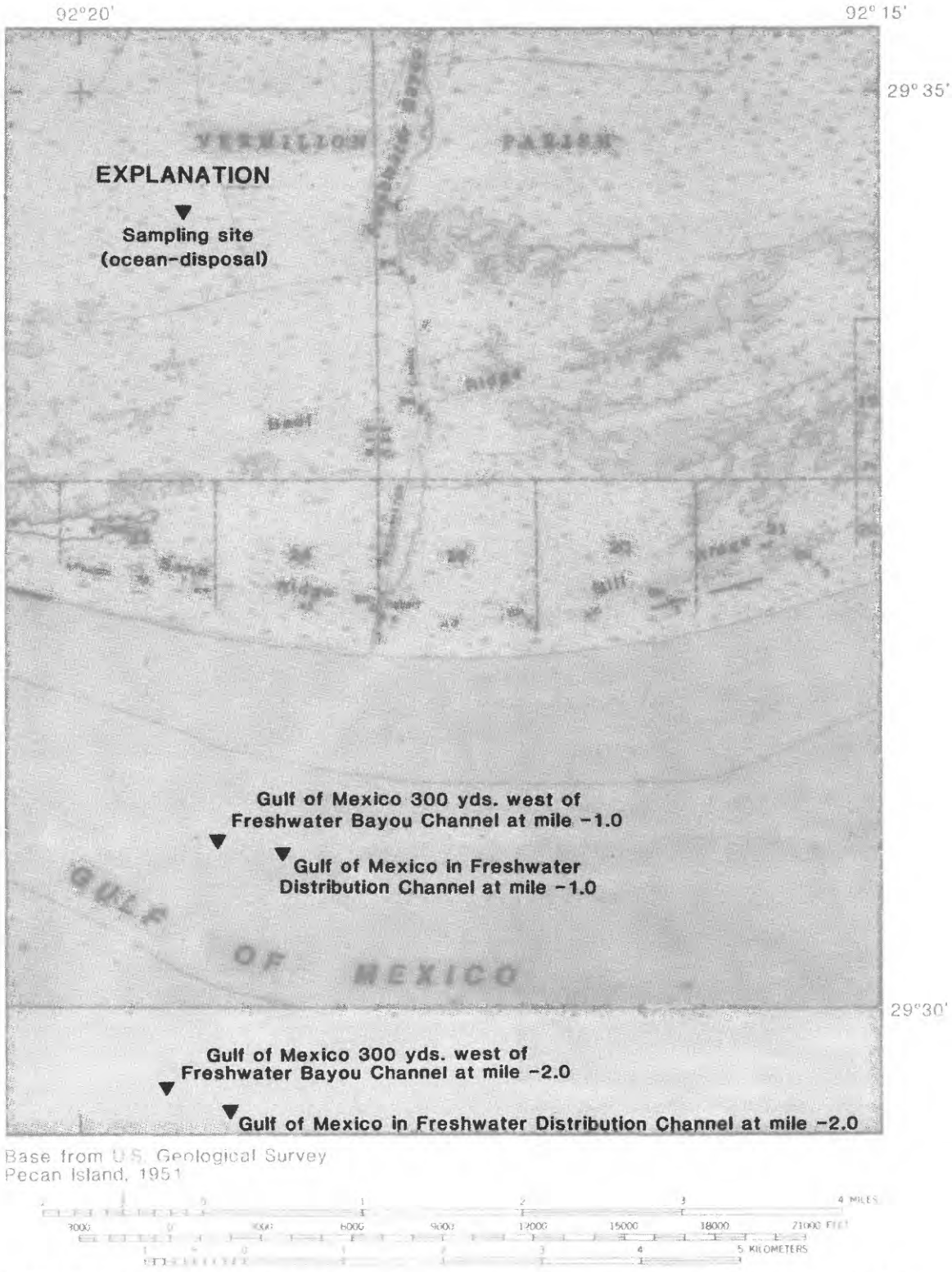


**PLATE 8. MAP SHOWING LOCATION OF SAMPLING SITES (OCEAN-DISPOSAL), GULF OF MEXICO AT FRESHWATER BAYOU CHANNEL AND FRESHWATER DISTRIBUTION CHANNEL.**

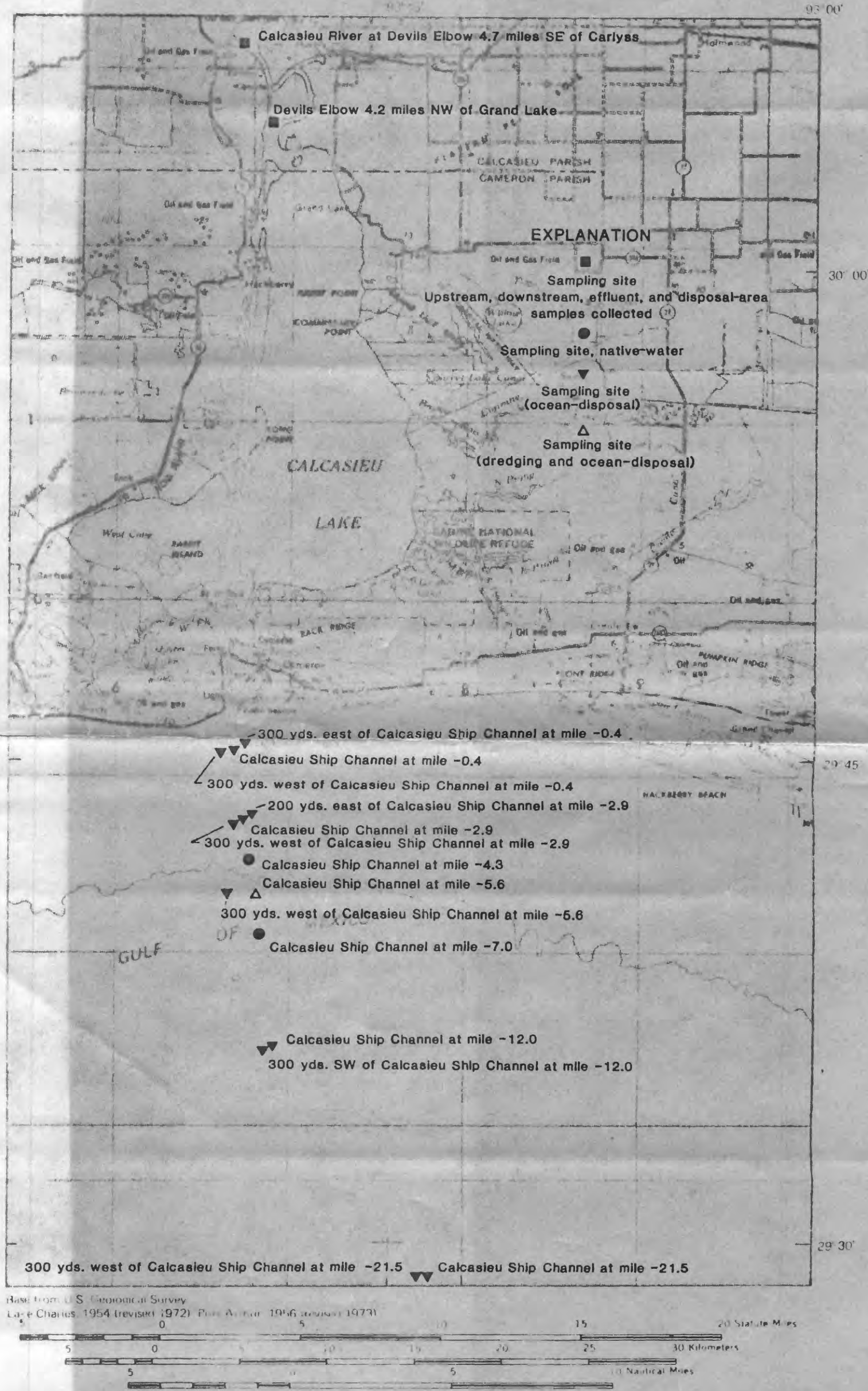


PLATE 9. MAP SHOWING LOCATION OF SAMPLING SITES (DREDGING AND OCEAN-DISPOSAL), CALCASIEU RIVER AT DEVILS ELBOW AND GULF OF MEXICO AT CALCASIEU SHIP CHANNEL.

80-694