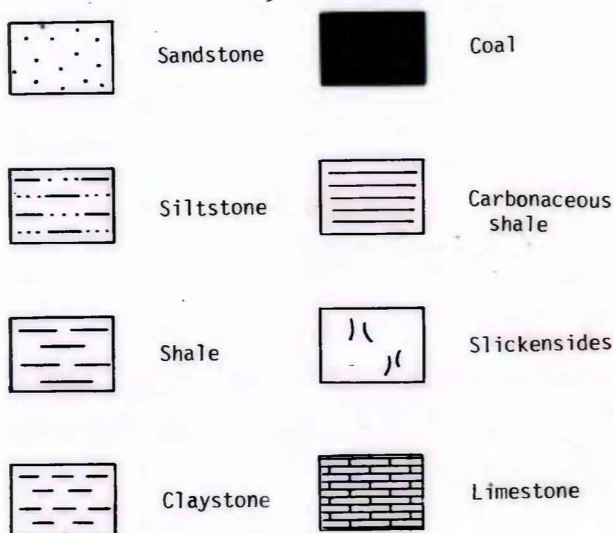
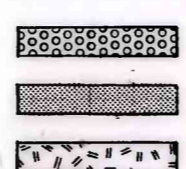


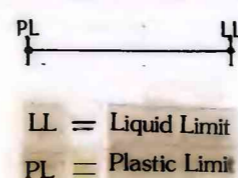
LITHOLOGIC SYMBOLS



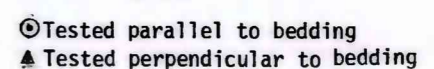
1 Grain size distribution  
(percentage of soil weight)



2 As-received water content  
and Atterberg limits.  
(percentage of dry soil weight)



3 Point-load strength indices  
(MPa)



DH 75-104

By  
Donley S. Collins and E. E. McGregor  
1983

This report is preliminary and has not been reviewed for conformity with U.S. Geological Survey editorial standards and stratigraphic nomenclature. Any use of trade names is for descriptive purposes only and does not imply endorsement by the USGS.