

EXPLANATION


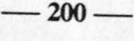

-  AREA OF OUTCROP OR SUBCROP--
Dashed where inferred
-  200 --- LINE OF EQUAL THICKNESS OF UNIT--
Dashed where inferred. Interval, in feet, is variable
-  BOUNDARY OF STUDY AREA

Figure 17. -- Thickness of the Midway Group.



Handwritten notes: 00-15-00, 060, 000