

EXPLANATION




-  AREA OF OUTCROP OR SUBCROP--  
Dashed where inferred
-  200 — LINE OF EQUAL THICKNESS OF UNIT--  
Dashed where inferred. Interval, in  
feet, is variable
-  BOUNDARY OF STUDY AREA



Figure 33. -- Thickness of Miocene deposits, undifferentiated.



27-16-01  
962  
(00)