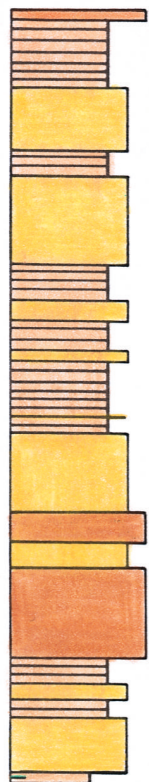
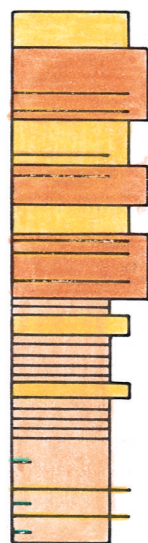


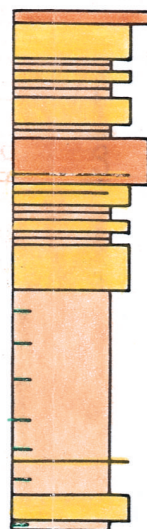
3700 LEVEL
CRESCENT DD.H. # 3355



3900 LEVEL
CRESCENT DD.H. # 1685



4100 LEVEL
CRESCENT DD.H. # 4001




Upper Revett

Upper Revett

Middle Revett

Middle Revett

EXPLANATION

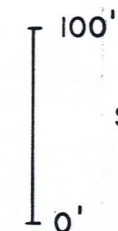


ARGILLITIC SILTITE

BLOCKY SILTITE

SERICITIC QUARTZITE

VITREOUS QUARTZITE



SCALE

Plate 37 - STRATIGRAPHIC CORRELATIONS BETWEEN CRESCENT DIAMOND DRILL HOLES 3355, 1685 AND 4001. DEPTH, AS MEASURED ALONG CORE AXIS, HAS BEEN CONVERTED TRIGONOMETRICALLY TO STRATIGRAPHIC THICKNESS.