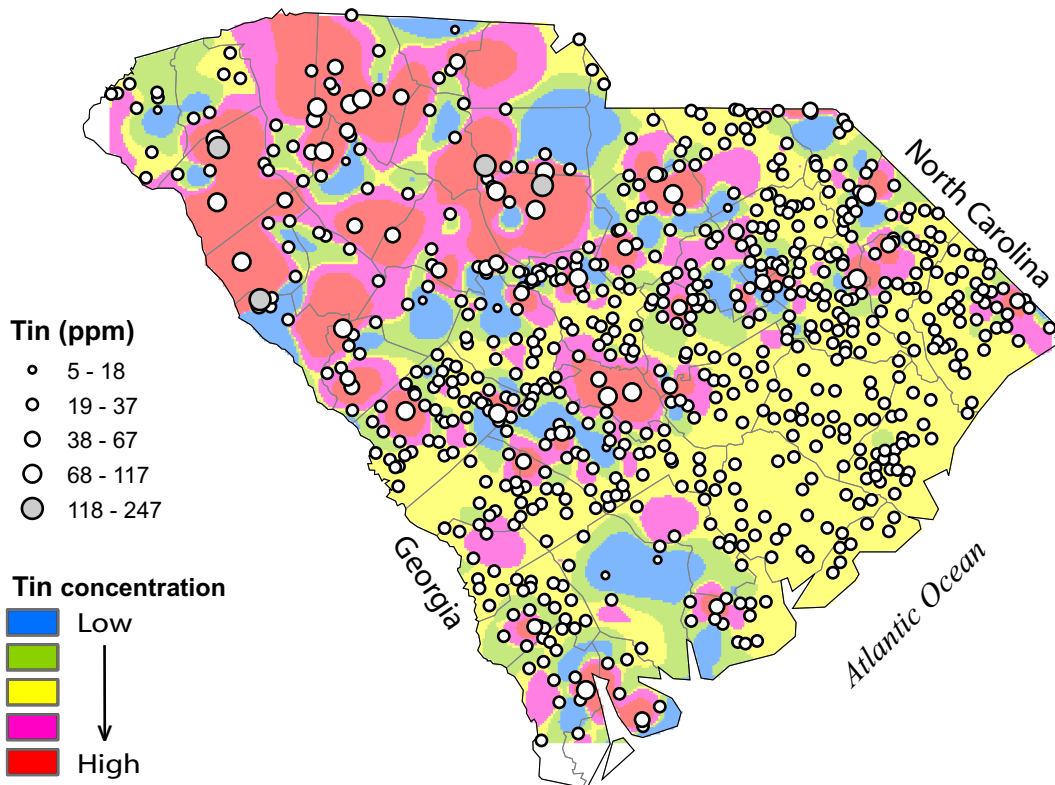
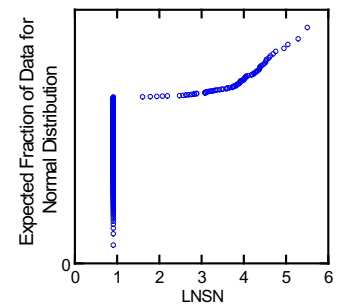
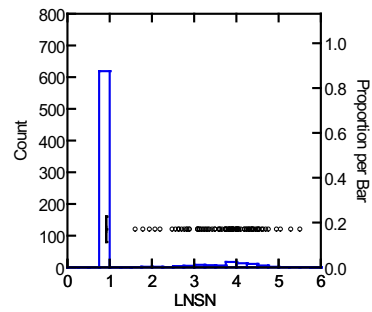
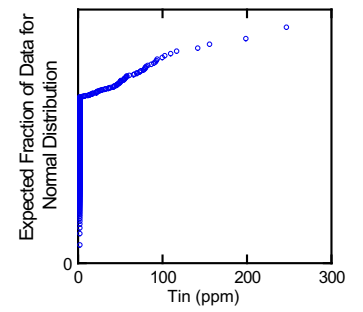
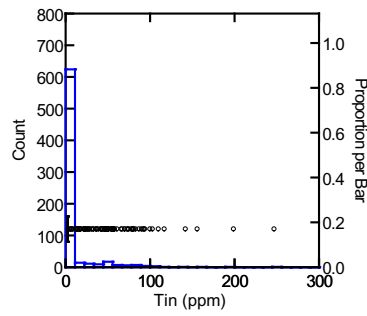


Tin

Stream-Sediment Samples

Sn

	Sn	LnSn
N of cases	707	707
Minimum	2.500	0.916
Maximum	247.000	5.509
Median	2.500	0.916
Mean	8.903	1.266
Standard Dev	22.115	0.967
Variance	489.087	0.935
Samples set to default value: 619		



Tin (ppm)

- 5 - 18
- 19 - 37
- 38 - 67
- 68 - 117
- 118 - 247

Tin concentration

- Low
- Medium
- High

1:3,380,000 0 25 50 100 Miles