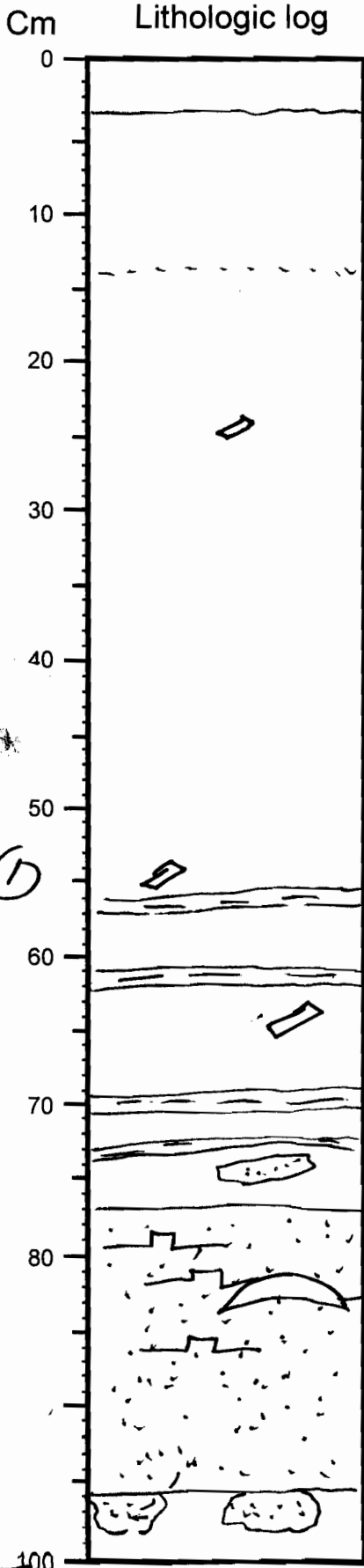


VISUAL CORE DESCRIPTION

Cruise _____ Sta. not covered Core no App 6

Describer Twickell Sta. Location Norman's Bar



Detailed Description

Dark gray clay

Olive brown silty clay

Light brown clay with some silt lenses at the base

Scattered wood fragments

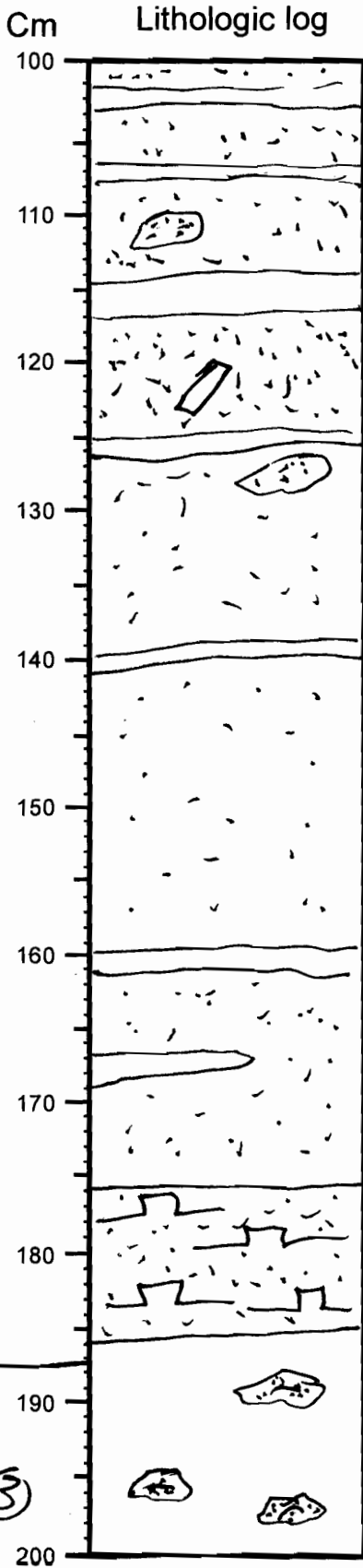
whole clam shell
grayish green muddy medium sand with shell hash & whole clam + oyster shells.

VISUAL CORE DESCRIPTION

Page 2 of 5

Cruise _____ Sta. _____ Core no App 6

Describer _____ Sta. Location _____



Detailed Description

light green
 alternating silty clay and fine ^{muddy} sand
 lanes interrupted by some burrows.
 Shell hash is scarce but in sand beds.

oyster shells & fragments in a muddy fine sand matrix

light green sandy silt that is
 heavily burrowed ~~at the top~~
 Burrows filled with fine sand & shell hash

VISUAL CORE DESCRIPTION

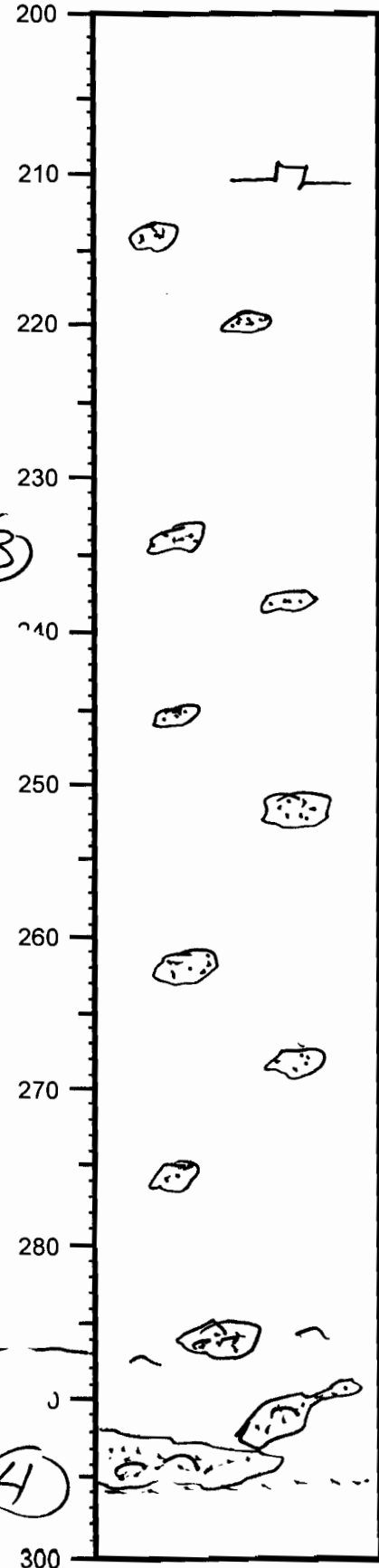
Page 3 of 5

Cruise _____ Sta. _____ Core no App 6

Describer _____ Sta. Location _____

Cm Lithologic log

Detailed Description



oyster shell fragment

*Grayish green silty clay that is heavily
furrowed. Burrows filled with fine sand.*

VISUAL CORE DESCRIPTION

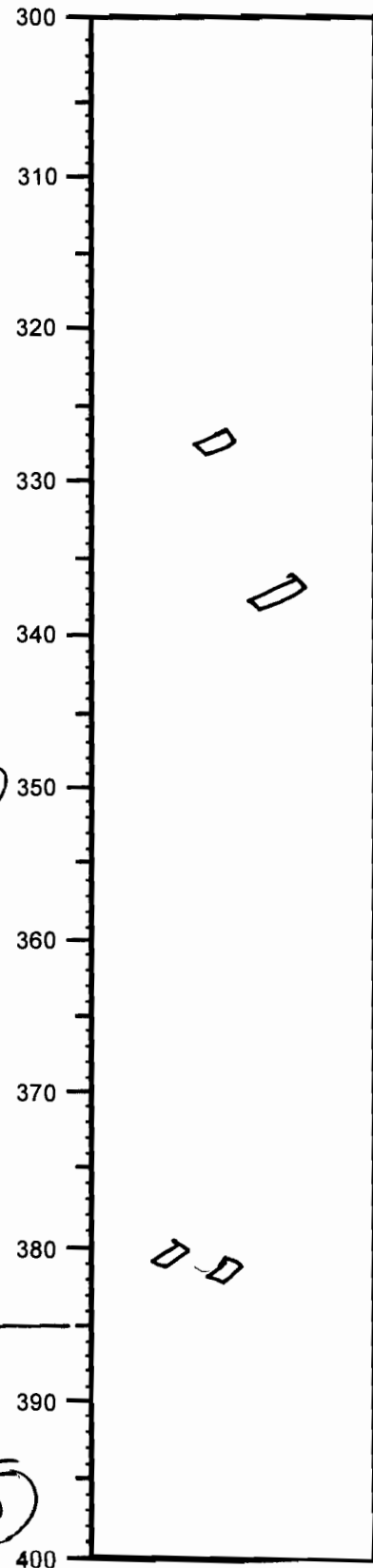
Page 4 of 5

Cruise _____ Sta. _____ Core no App 6

Describer _____ Sta. Location _____

Cm Lithologic log

Detailed Description




*Grayish green stiff silty clay
with scattered wood fragments and shell hash
No evidence of bedding*

VISUAL CORE DESCRIPTION

Page 5 of 5

Cruise _____ Sta. _____ Core no App L

Describer _____ Sta. Location _____



Detailed Description

~~Top~~ Brownish green silty clay with some
fossils, some wood fragments and
scattered shell hash between 436-466 cm