

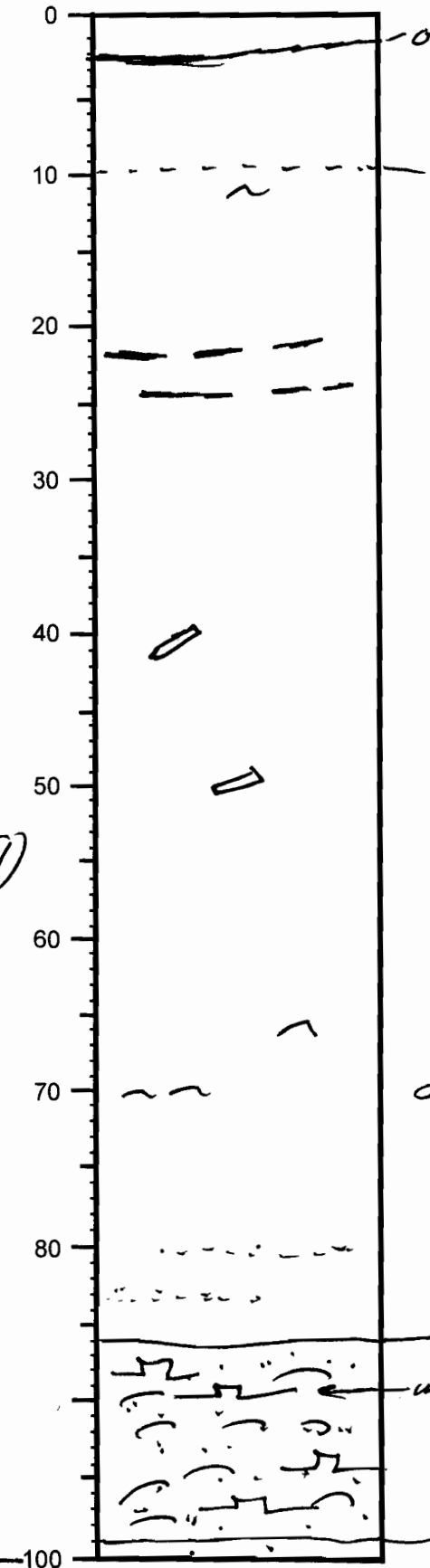
VISUAL CORE DESCRIPTION

Cruise _____ Sta. _____ Core no App 8

Describer Twichell Sta. Location Norman's Bank

Cm Lithologic log

Detailed Description



organic
organic green silty clay with some organic-rich beds

Light brown clay with some shell fragments (beds?) and organic-rich beds

oyster fragments

whole oyster shell
organic green shell bed with some whole oysters in a fine sandy mud matrix

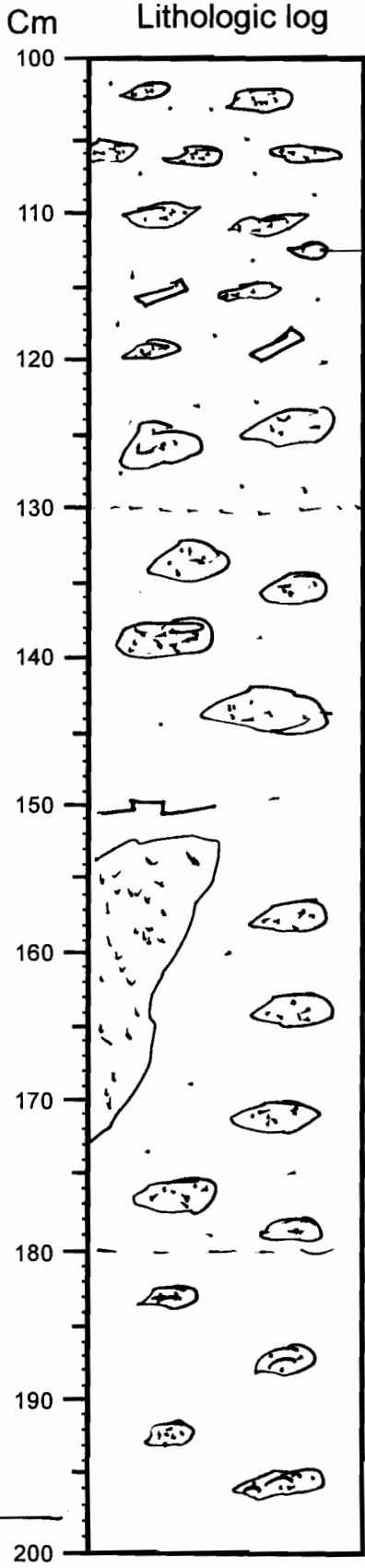
VISUAL CORE DESCRIPTION

Cruise _____ Sta. _____ Core no App 8

Describer _____ Sta. Location _____

Lithologic log

Detailed Description



br
 bright green ^{sandy} silty clay with
 abundant burrows filled with fine
 sand & some shell fragments
 Scattered whole small clam shells.

bright green silty clay with
 abundant burrows filled with
 med/coarse sand & shell fragments

bright green silty clay with
 abundant burrows filled with fine
 sand & fine shell fragments

VISUAL CORE DESCRIPTION

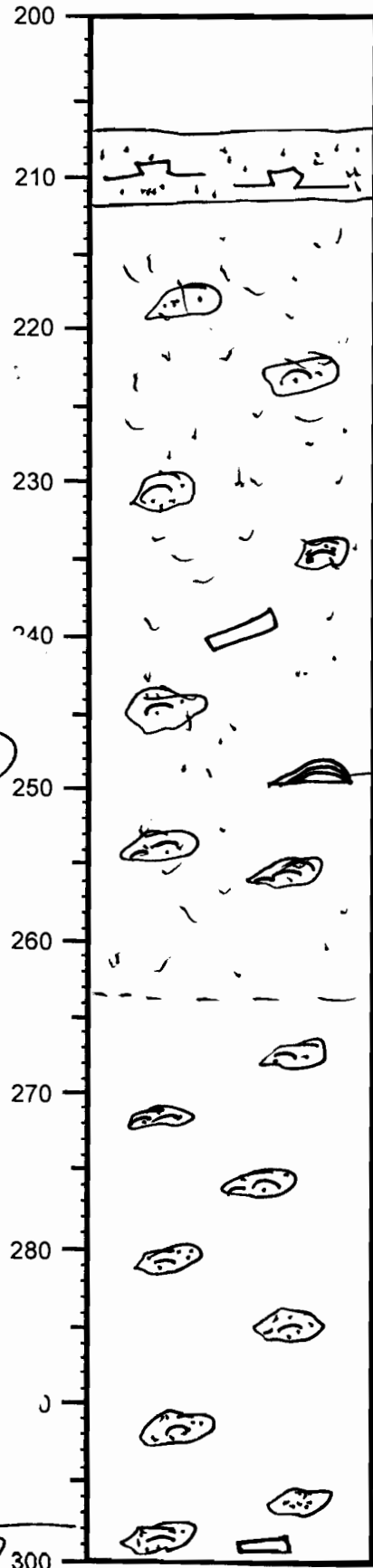
Page 3 of 6

Cruise _____ Sta. _____ Core no App 8

Describer _____ Sta. Location _____

Cm Lithologic log

Detailed Description



Clump of oyster shells in sandy mud.

Orange green sandy mud that is heavily burrowed. Burrows filled with sandy mud + shell hash or mud.

whale shell

Orange green silty mud that is heavily burrowed. Matrix is finer-grained than above. Burrows filled with fine sandy/shelly mud.

VISUAL CORE DESCRIPTION

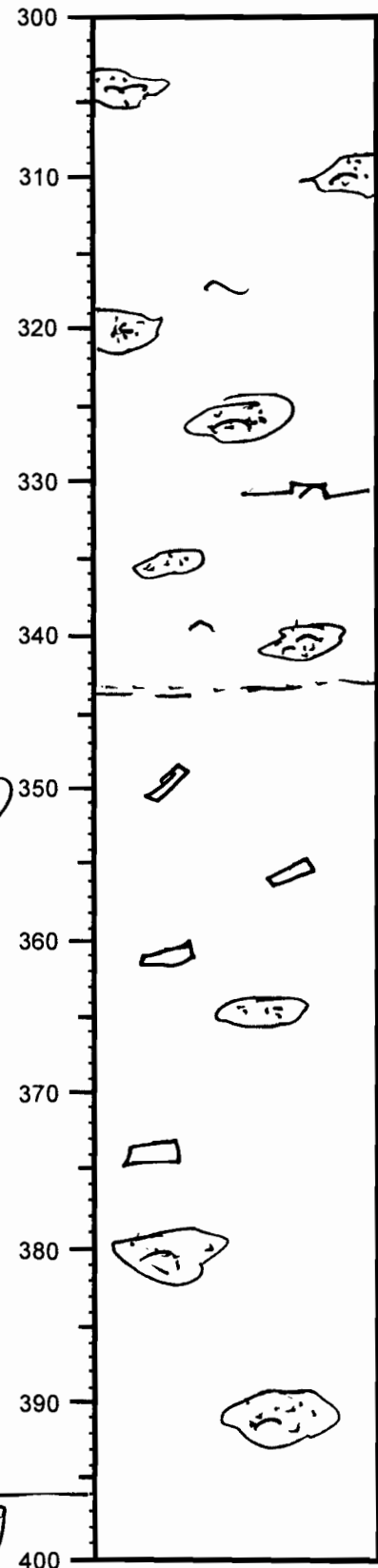
Page 4 of 6

Cruise _____ Sta. _____ Core no App 8

Describer _____ Sta. Location _____

Lithologic log

Detailed Description



Grayish green stiff silty clay
with burrows, shell hash &
some whole small shells (< 1.5cm)

oyster shell fragment

Several wood fragments

Grayish green stiff silty clay
(345 - 528cm)

VISUAL CORE DESCRIPTION

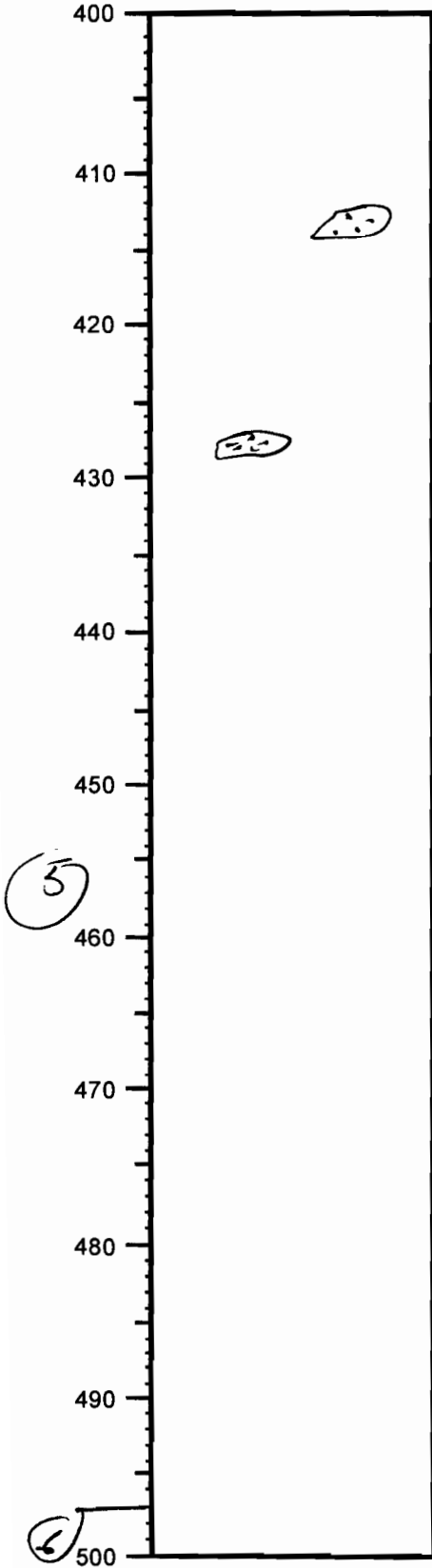
Page 5 of 6

Cruise _____ Sta. _____ Core no App 8

Describer _____ Sta. Location _____

Cm Lithologic log

Detailed Description



grayish green stiff silty clay
with scattered burrows filled with
silty clay. scattered shell fragments

VISUAL CORE DESCRIPTION

Page 6 of 6


Cruise _____ Sta. _____ Core no App 08

Describer _____ Sta. Location _____

Cm
5

Lithologic log

Detailed Description



stiff grayish green silty clay with
~~some~~ burrows filled with fine
shell hash.

52E cm