

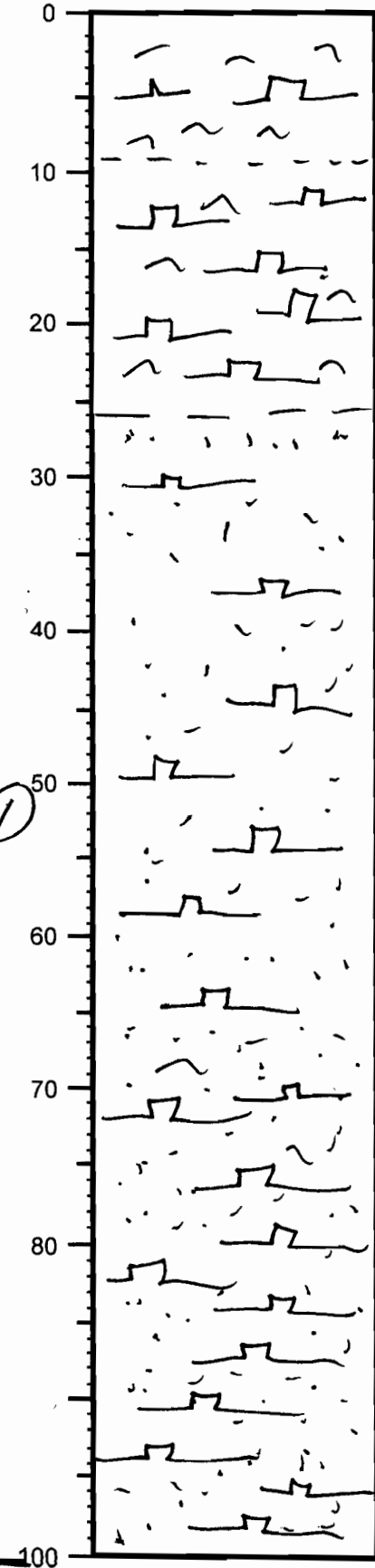
VISUAL CORE DESCRIPTION

Cruise _____ Sta. OSK core Core no App 9

Describer Twichell Sta. Location Norman's Bar

Cm Lithologic log

Detailed Description



Oysters in grayish green sandy mud

Oysters in light brown silty mud

Oysters in grayish green muddy
med/coarse sand.

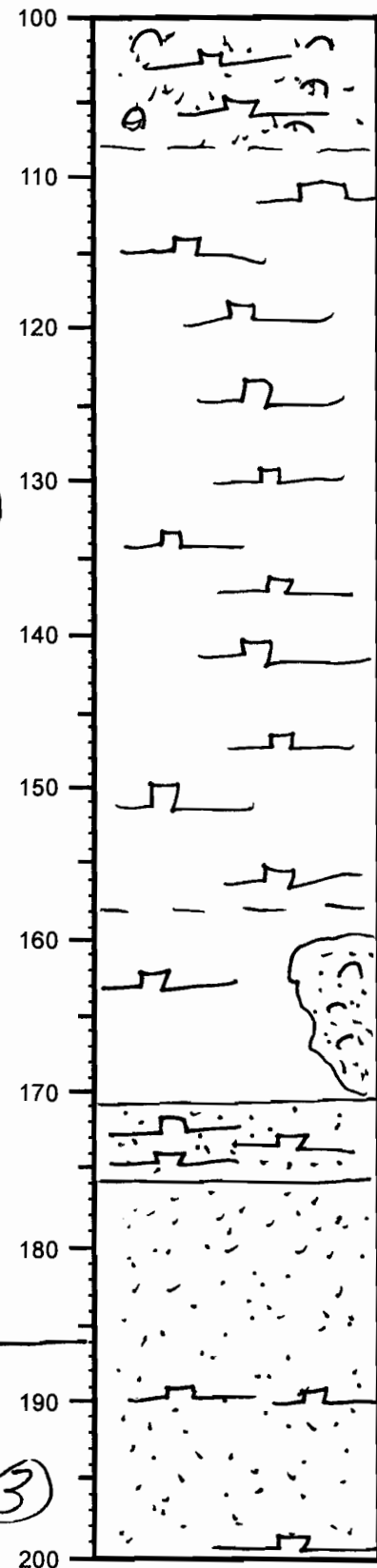
VISUAL CORE DESCRIPTION

Cruise _____ Sta. _____ Core no App 9

Describer _____ Sta. Location _____

Lithologic log

Detailed Description



Oysters in a soupy grayish green clay matrix (108-158 cm)

Burrowed stiff clay bed + oyster shells.

Coarse ^{muddy} sand with scattered oyster shells
~~bottom~~ boat shell + shell hash

VISUAL CORE DESCRIPTION

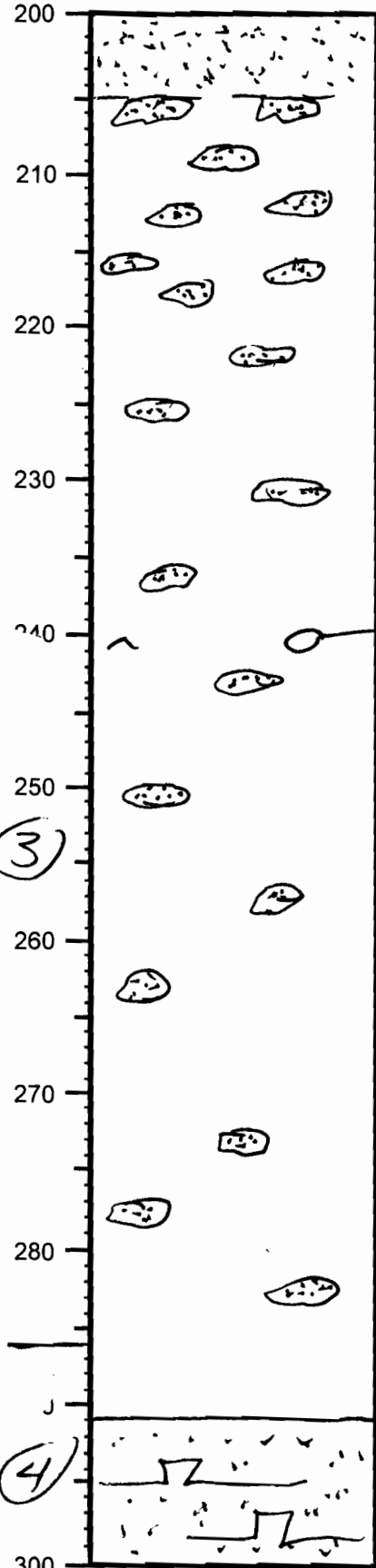
Page 3 of 6

Cruise _____ Sta. _____ Core no App 9

Describer _____ Sta. Location _____

Cm Lithologic log

Detailed Description



Greyish green sandy/silty/clay
with abundant coarse sand filled
burrows at the top. (205-211 cm)

small clam shell.



Greyish green silty clay at base with
burrows filled with fine sand.
Whole core oyster shell in muddy sand (fine)

VISUAL CORE DESCRIPTION

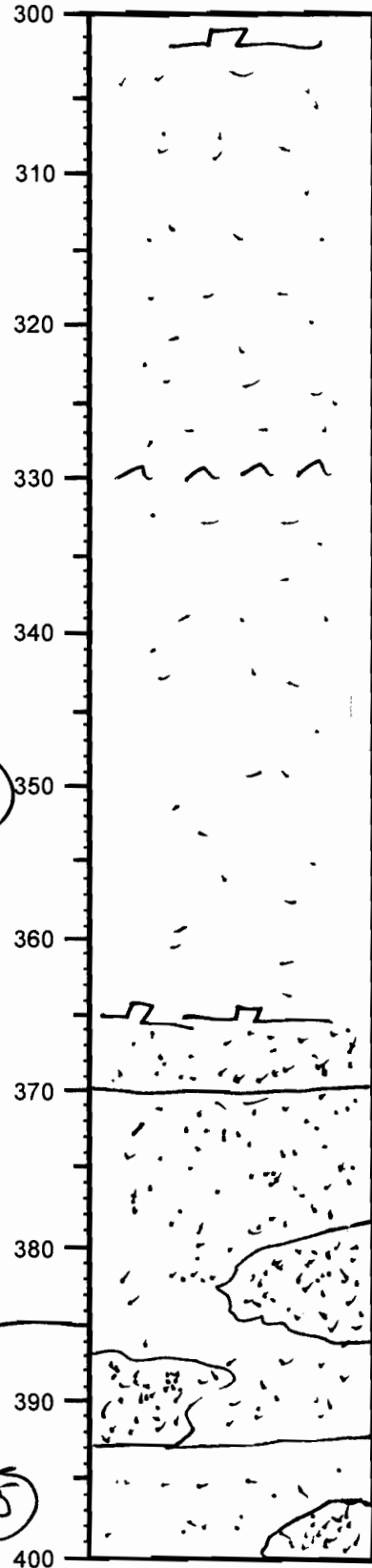
Page 4 of 6

Cruise _____ Sta. _____ Core no App 9

Describer _____ Sta. Location _____

Cm Lithologic log

Detailed Description



*Brish green fine sand muddy sand (fine)
with burrows filled with coarse sand
and some shell hash. (300-370 cm)*

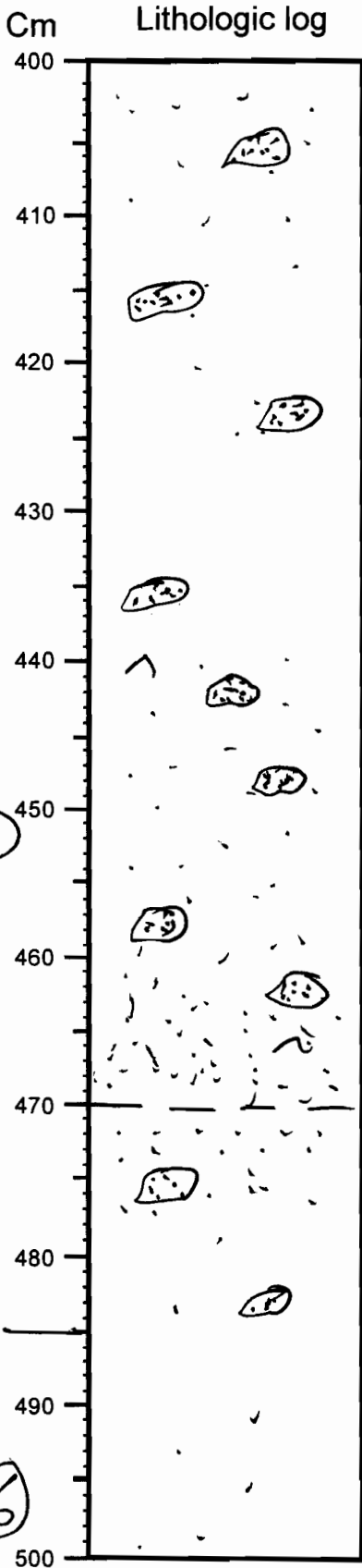
*Brish green muddy sand (med/coarse)
with some fine silty sand bases/burrows
& coarse sand burrows.*

VISUAL CORE DESCRIPTION

Page 5 of 6

Cruise _____ Sta. _____ Core no App 9

Describer _____ Sta. Location _____



Detailed Description

Stiff greyish green silty clay with some very fine sand at the top that fines in the middle & is coarser at base. Whole section is burrowed - burrows filled with med/coarse sand.

Stiff greyish green silty clay with med/coarse sand at base

Stiff greyish green sandy (fine) silty clay with burrows.

VISUAL CORE DESCRIPTION

Page 6 of 6


Cruise _____ Sta. _____ Core no App 9

Describer _____ Sta. Location _____

Cm
500

Lithologic log

Detailed Description



510 cm

*gray-green stiff silty clay.
course muddy sand at base of core*