

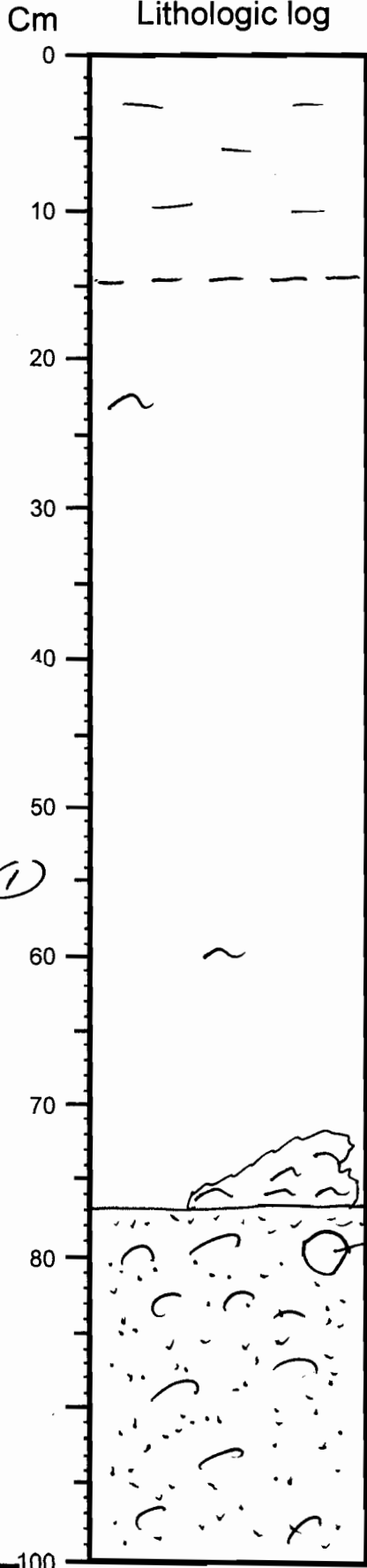
VISUAL CORE DESCRIPTION

Cruise Gilbert Sta. No 05K Core no App 13

Describer Twichell Sta. Location off Cedar Point

Lithologic log

Detailed Description



Greyish green mud

Light brown clay with occasional shell fragments

whole clam

Greyish green medium muddy sand with abundant shells & shell hash at top that decreases downward.

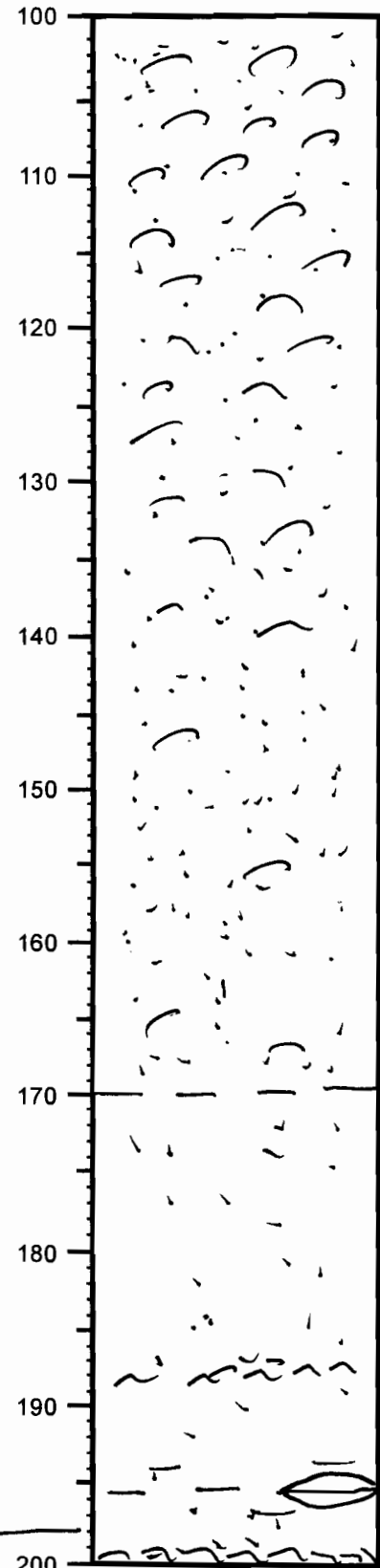
VISUAL CORE DESCRIPTION

Cruise _____ Sta. _____ Core no App 13

Describer _____ Sta. Location _____

Cm Lithologic log

Detailed Description



grayish green fine sandy mud with scattered shell hash & shell beds (some with oyster shell fragments) Also some siltier beds

whole soft shell clam both sides

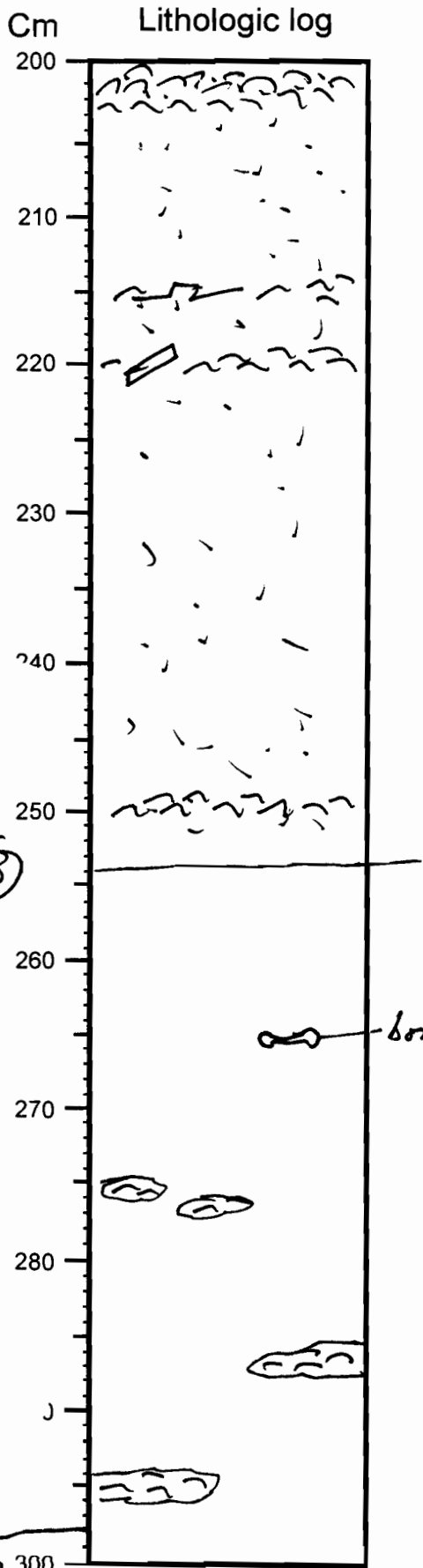
②

③

VISUAL CORE DESCRIPTION

Cruise _____ Sta. _____ Core no App 13

Describer _____ Sta. Location _____



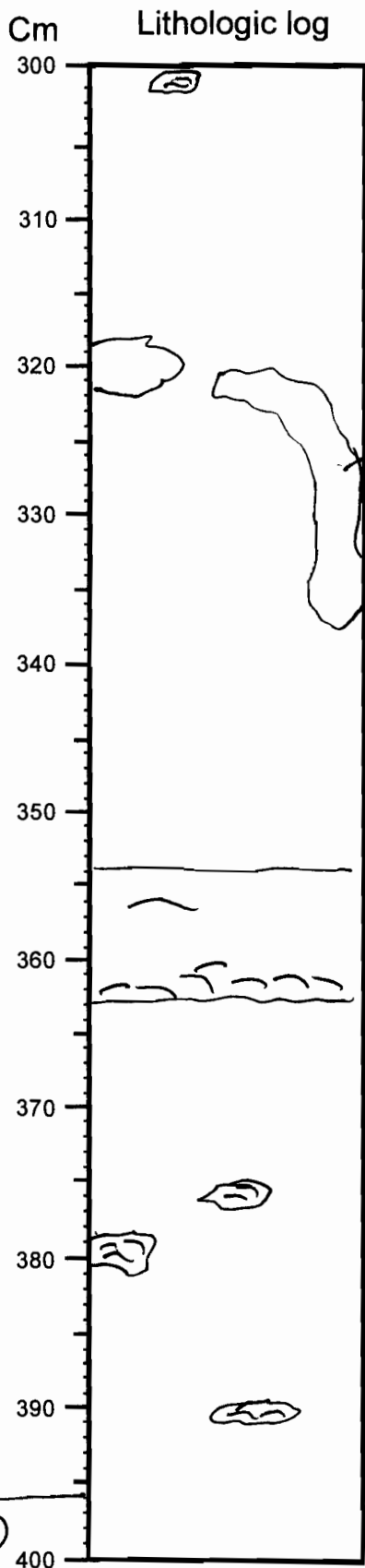
Detailed Description

Stiff purish green clay with scattered burrows filled with shell hash

VISUAL CORE DESCRIPTION

Cruise _____ Sta. _____ Core no. App 13

Describer _____ Sta. Location _____



Detailed Description

brish green stiff clay.

burrows filled with soap mud

Oyster & other shells in a clay matrix (clay is the same as above & below).

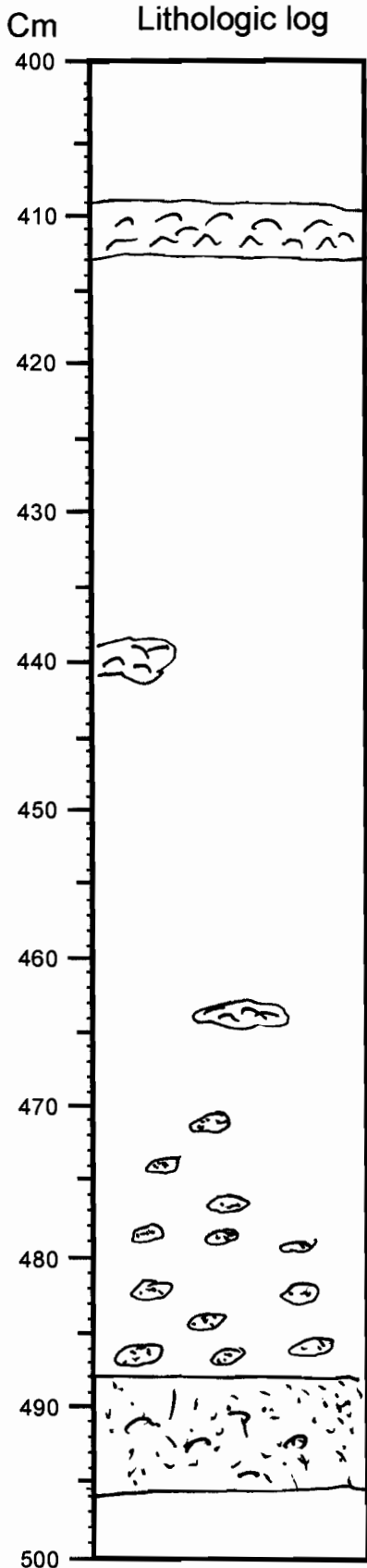
brish green stiff clay with some burrows.

VISUAL CORE DESCRIPTION

Page 5 of 5

Cruise _____ Sta. _____ Core no App 13

Describer _____ Sta. Location _____



Detailed Description

Stiff grey green clay with scattered burrows that increase in abundance in the bottom 20 cm of the ^{bed} section.

Greyish green muddy sand with shell hash
496 cm