

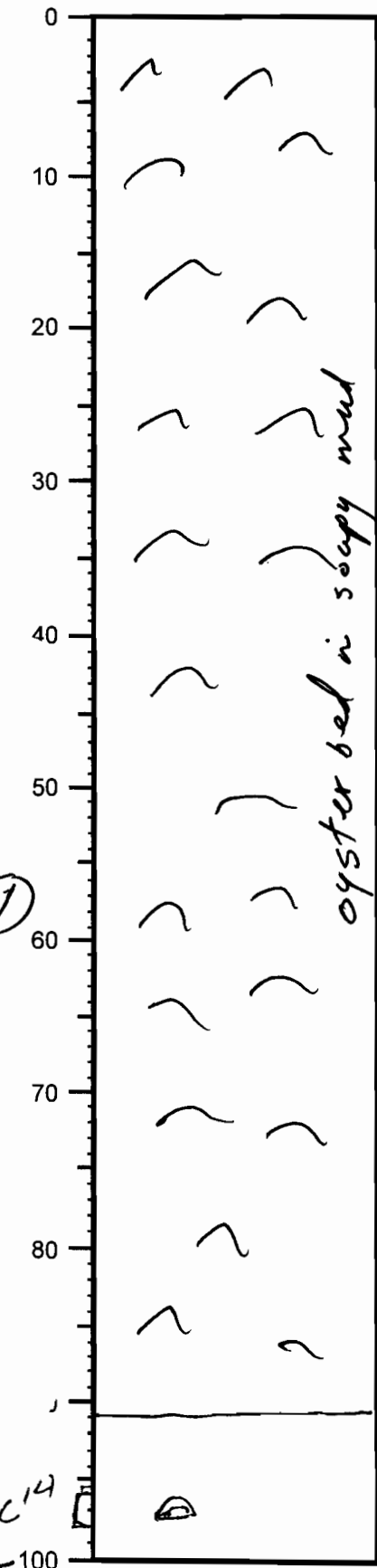
VISUAL CORE DESCRIPTION

Cruise Gilbert Sta. _____ Core no App 16

Describer Twicheell Sta. Location Sugar Lumps

Cm Lithologic log

Detailed Description



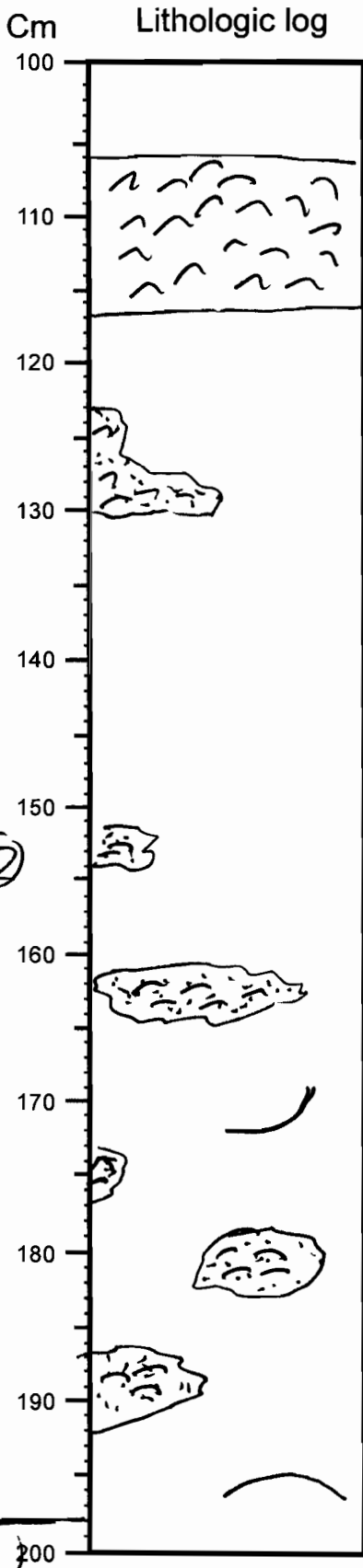
Oyster bed
grayish green sandy (fine) mud with
abundant oysters. Mud is soupy -

grayish green stiff silt with scattered
shell hash

VISUAL CORE DESCRIPTION

Cruise _____ Sta. _____ Core no. App 16

Describer _____ Sta. Location _____



Detailed Description

light green stiff silt
 shell bed - several whole shells, but none are oysters.

Silty clay with some very fine sand at top and fines dominated to clay. Burrows down to 226 cm filled with coarse sand & shell hash. Burrows at base (238-246 cm) contain clean sand similar to sand bed below.

Large fragment of clam(?) shell - quartz(?)

Broken clam shell - thin shelled - in place(?)

VISUAL CORE DESCRIPTION

Page 3 of 5

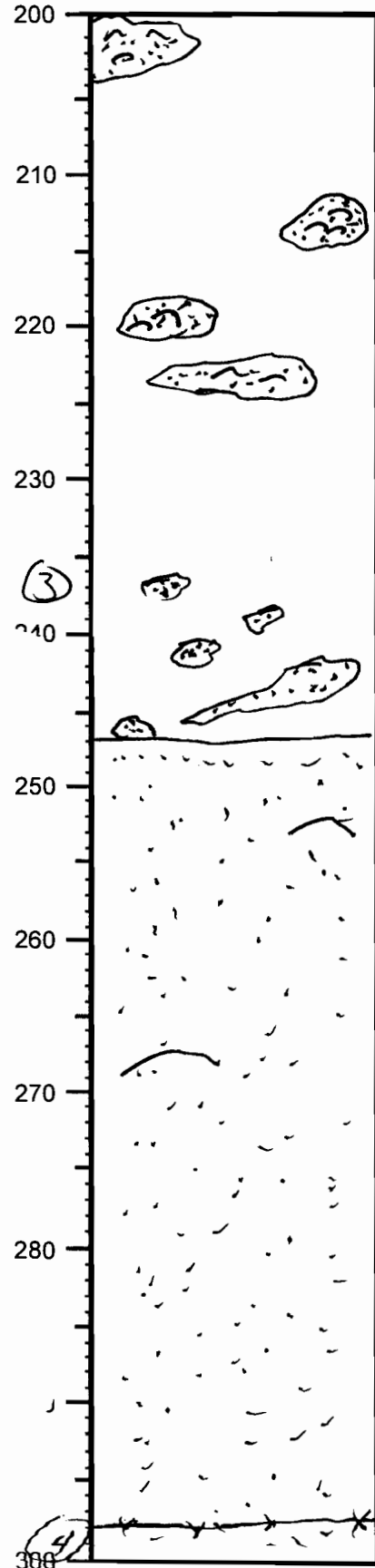
Cruise _____ Sta. _____ Core no App 16

Describer Tuichell Sta. Location _____

Cm

Lithologic log

Detailed Description



greyish green clay with no burrows -


greyish green clay with burrows filled with sand from below (no shell hash)

Coarse greyish green sand with scattered shell fragments near top (1-2 cm) and smaller fragments (0.5 m - different type) + one organic bed near base

VISUAL CORE DESCRIPTION

Cruise _____ Sta. _____ Core no App 16

Describer Twicell Sta. Location _____



Detailed Description

silt/clay

Coarse ^{light} greyish green sand

organics

Alternating clay and coarse sand beds
greyish green color. Some shell fragments
in sand beds.

Coarse greyish green sand with
scattered discontinuous silt stringers.
Scattered shell fragments (L. 5 cm) &
one whole shell (L. 5 cm) at 403 cm

4

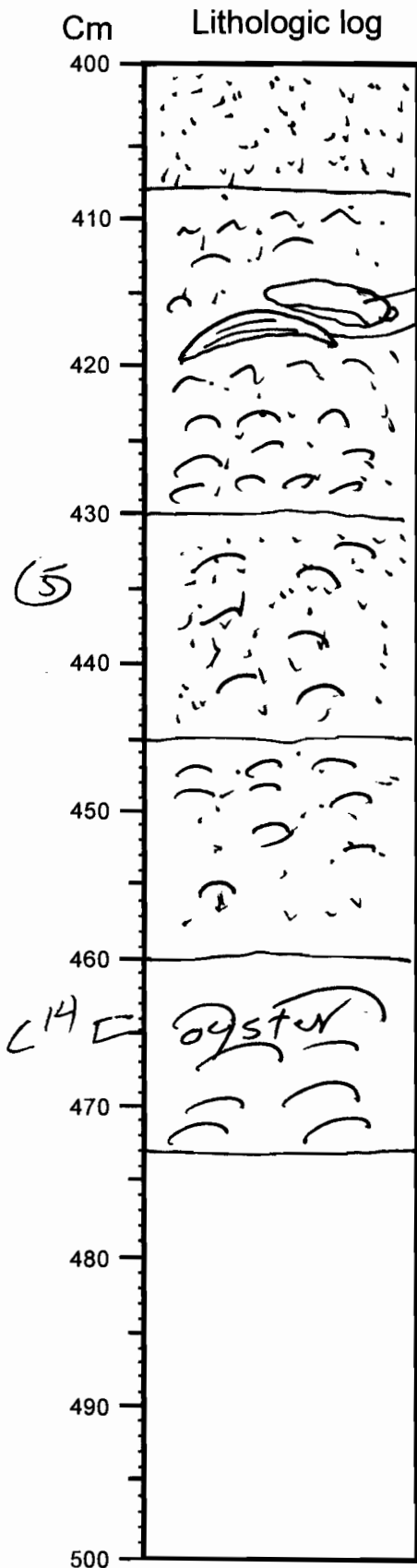
5

VISUAL CORE DESCRIPTION

Page 5 of 5

Cruise _____ Sta. _____ Core no App 16

Describer Twichell Sta. Location _____



Detailed Description

Bed of coarse muddy sand with abundant clam shell hash. 2 whole shells - one thick shelled clam + one long slender snail. No virgin shells.

Coarse grayish green sand with shell hash that increases towards the top. May just be part of the underlying shell bed.

Shell bed, but no oysters in a coarse sand matrix. Some whole small clam shells (< 5cm) + one whole large bivalve.

~~Semilithified~~ Oyster bed in semilithified medium sand

