

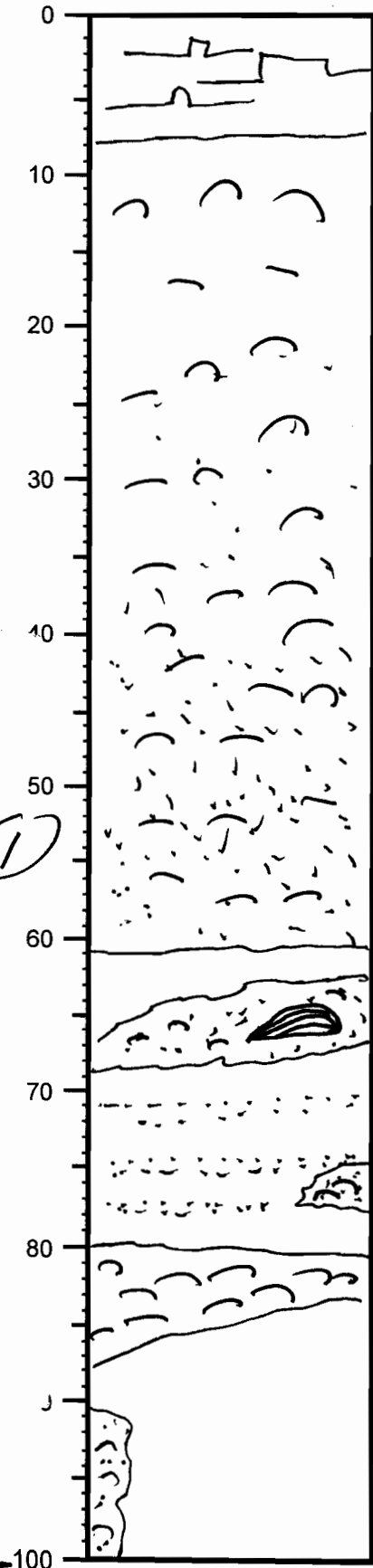
VISUAL CORE DESCRIPTION

Cruise Gilbert Sta. 05L002 Core no App 20

Describer Tasichell Sta. Location Cable Lumps

Lithologic log

Detailed Description



Oyster bed - Moderate olive brown  
Sandy mud matrix

Grayish green shell hash bed  
with some small whole bivalve shells  
Matrix is medium sandy mud at base +  
mud at top (finer up)

whole shell Grayish green stiff clay with thin  
fine sand laminae

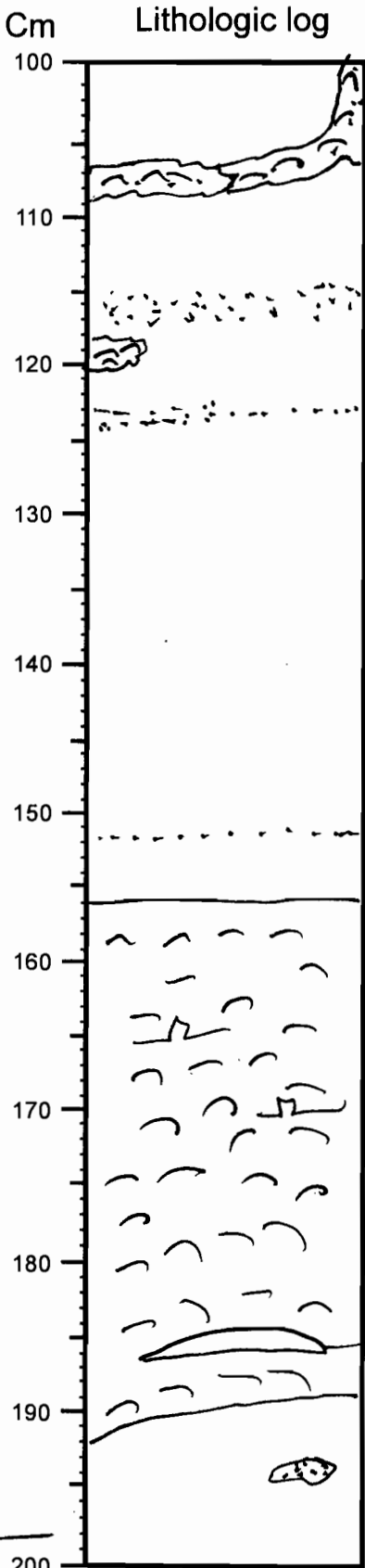
Grayish green stiff clay with some  
burrows, but no bedding  
Burrows filled with shell hash & red  
sand

(1)

VISUAL CORE DESCRIPTION

Cruise \_\_\_\_\_ Sta. \_\_\_\_\_ Core no App 20

Describer \_\_\_\_\_ Sta. Location \_\_\_\_\_



Detailed Description

Oxigen green stiff clay with some burrows & some thin fine sand laminae with mica in them.

shell bed with some oyster fragments in it - large piece of oyster shell in middle of section  
Soupy muddy matrix

whole quartz(?) shell

Oxigen green stiff cly that is heavily burrowed. Burrows filled with med/coarse sand & some shell hash 192-398 cm

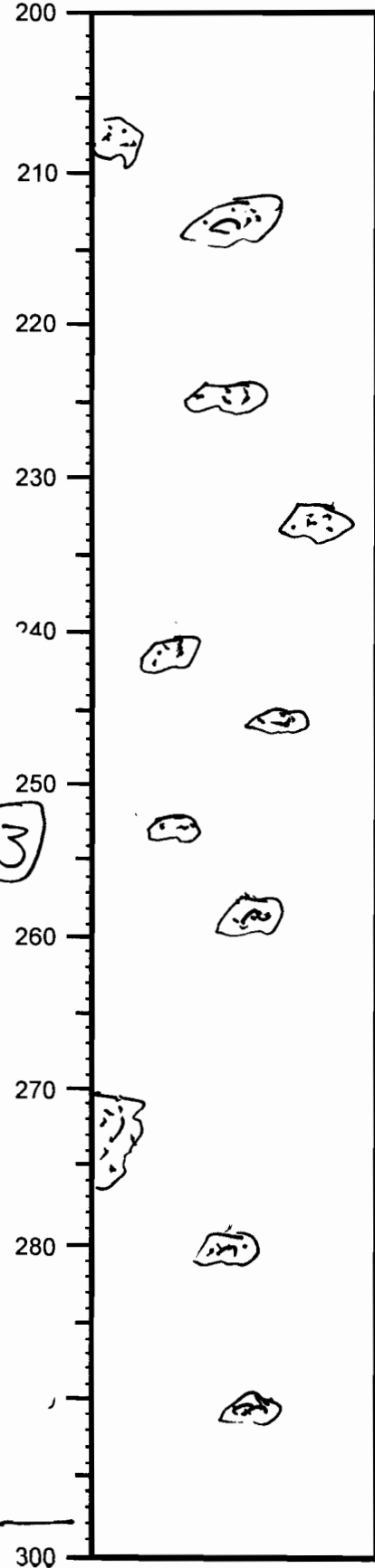
# VISUAL CORE DESCRIPTION

Cruise \_\_\_\_\_ Sta. \_\_\_\_\_ Core no App 20

Describer \_\_\_\_\_ Sta. Location \_\_\_\_\_

## Lithologic log

## Detailed Description



*Stiff clay with sand filled furrows.*

# VISUAL CORE DESCRIPTION


Page 4 of 6

Cruise \_\_\_\_\_ Sta. \_\_\_\_\_ Core no App 20

Describer \_\_\_\_\_ Sta. Location \_\_\_\_\_

Lithologic log

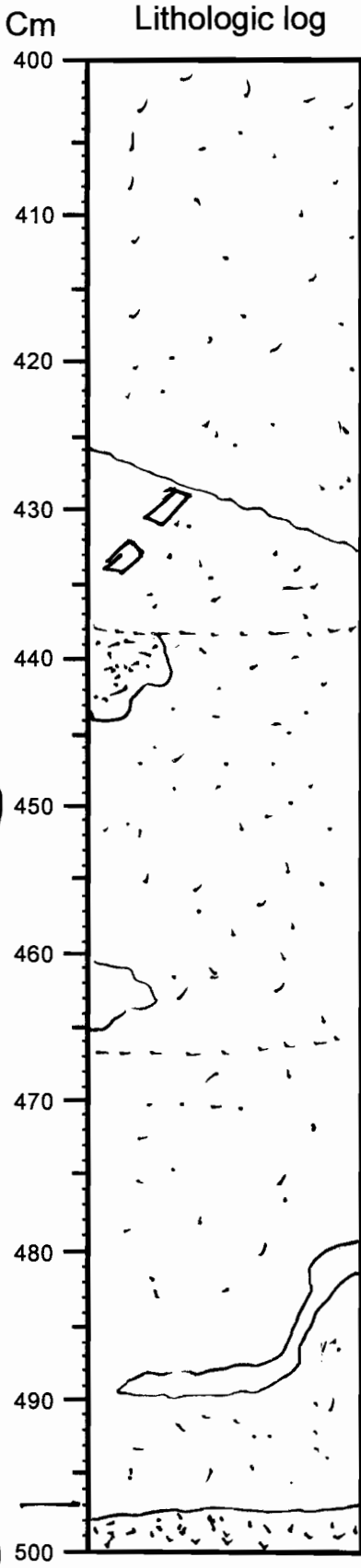
Detailed Description



VISUAL CORE DESCRIPTION

Cruise \_\_\_\_\_ Sta. \_\_\_\_\_ Core no App 20

Describer \_\_\_\_\_ Sta. Location \_\_\_\_\_



Detailed Description

Dark gray medium sand with some burrows filled either with clean light brown sand or pinkish gray mud

~~Dark gray medium sand~~  
Gray coarse sand that is burrowed - base cont'd gradual

Oridized (new stain) <sup>light</sup> very fine gray very fine sandy clay with some clay  
No shells

Light gray very fine sand with some clay.  
Burrowed  
No shells.

Coarse light brownish gray sand - no shells.

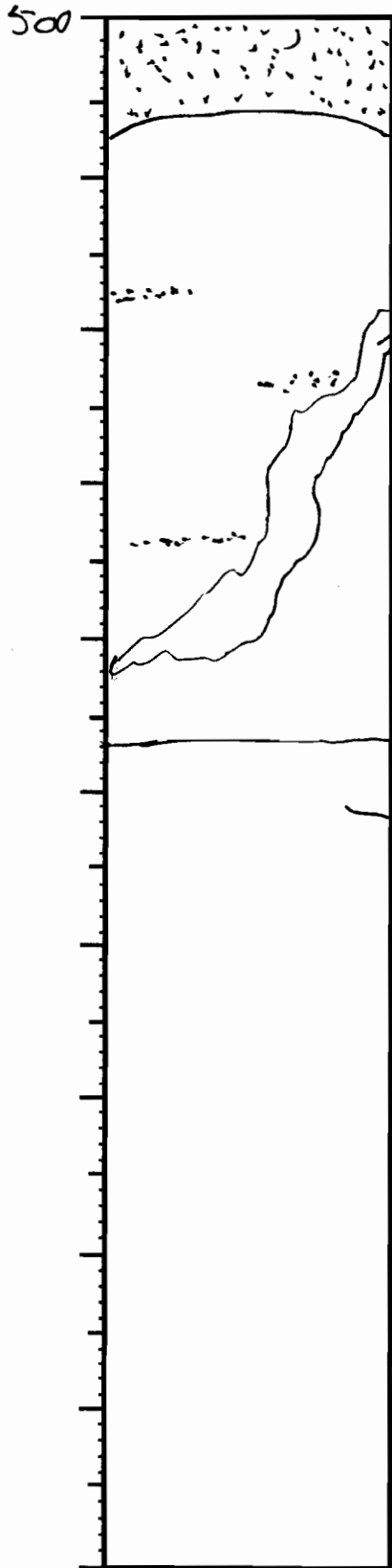
VISUAL CORE DESCRIPTION

Cruise \_\_\_\_\_ Sta. \_\_\_\_\_ Core no. App 20

Describer Twickell Sta. Location \_\_\_\_\_

Cm Lithologic log

Detailed Description



Light bluish <sup>sandy</sup> gray clay with coarse  
 sand stringers  
 burrow? clay filled

547cm

cut core catcher off + it has  
 a large piece of wood in it.