

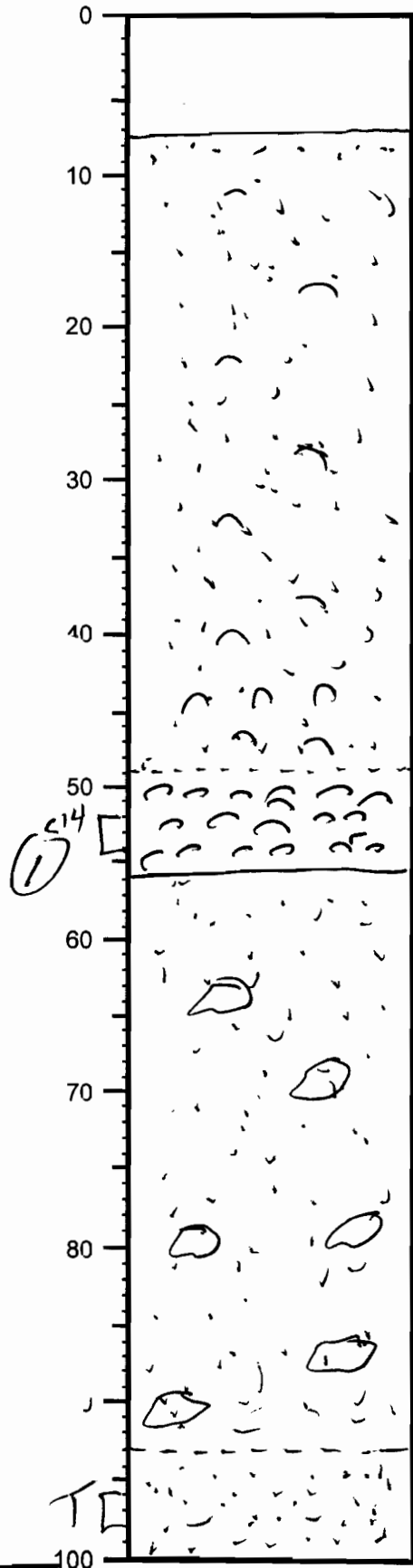
VISUAL CORE DESCRIPTION

Cruise Gilbert Sta. OSK core Core no App 24

Describer Twichell Sta. Location Apalachicola Bay, FL
behind Little St. George Island.

Cm Lithologic log

Detailed Description



Greenish grey mud

Greenish grey sand (med-coarse) with some mud + scattered shell hash that increases towards the base

Shell bed - lots of fragments but some whole random shells.

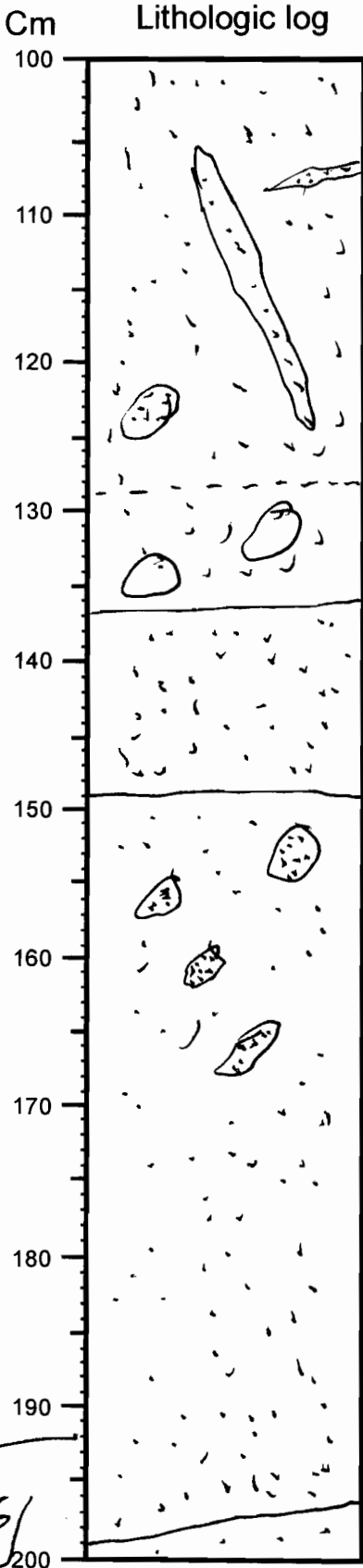
Coarse greenish grey sand with scattered shell fragments. Dark green mottly (burrows!) throughout the bed but increase slightly towards base. (Mottly coarse sand as well)

White coarse quartz sand with some burrows filled with grey green sand.

VISUAL CORE DESCRIPTION

Cruise _____ Sta. _____ Core no App 24

Describer Twickell Sta. Location _____



Detailed Description

White sand with burrows (sand) filled with green sand.

Green sand with burrows filled with white sand

Coarse clean white sand

Greenish gray sand (medium at top & coarser at base) with ~~white~~ burrows in upper part filled with white sand. Some shell fragments scattered throughout.

Greenish gray sandy (fine) mud

VISUAL CORE DESCRIPTION

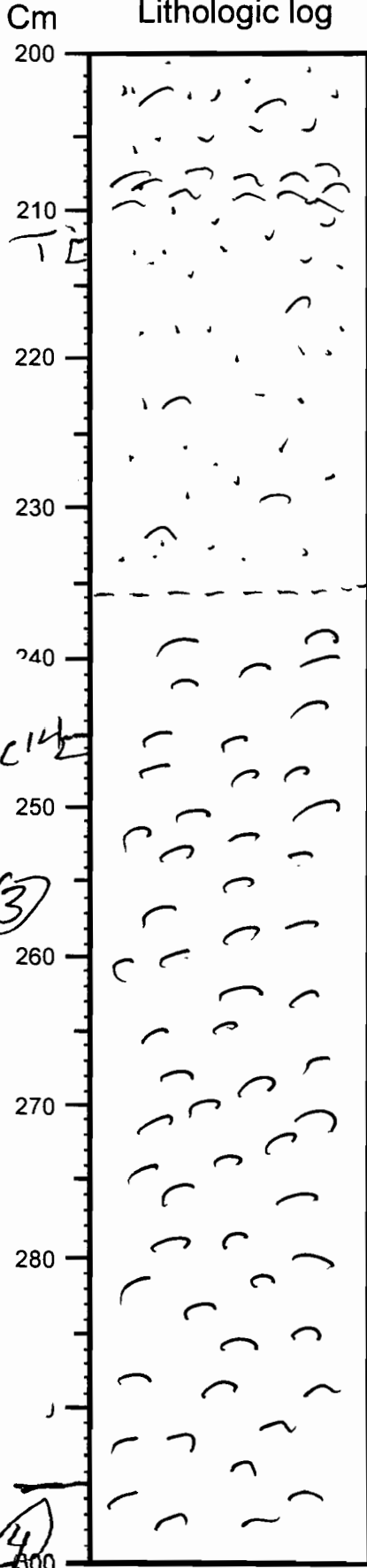
Page 3 of 6

Cruise _____ Sta. _____ Core no App 29

Describer Twickell Sta. Location _____

Lithologic log

Detailed Description



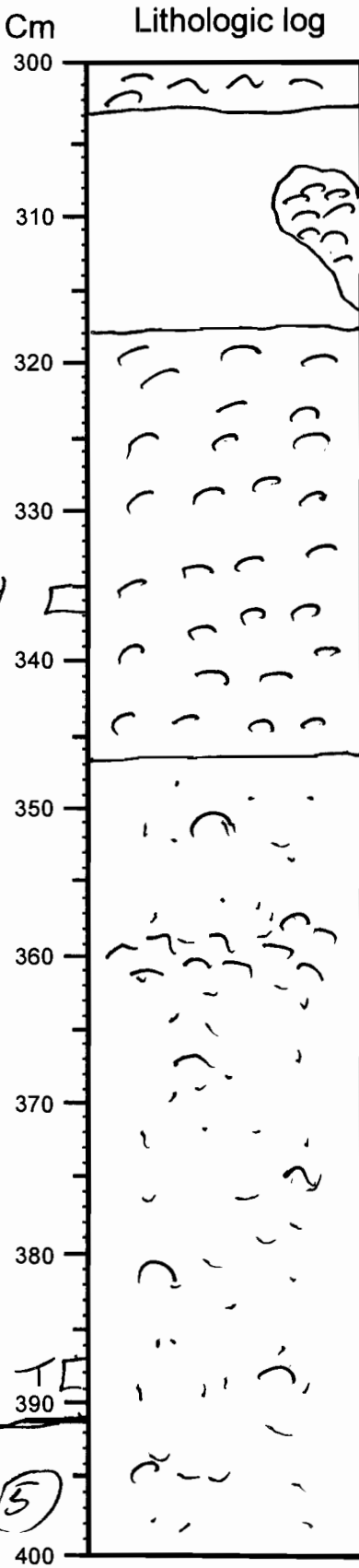
Greenish gray sandy (fine) mud with scattered shell hash + some shell beds.

Thick shell bed (235-303 cm) in a muddy fine sand matrix. Mostly broken shells, but some are large (72 cm)

VISUAL CORE DESCRIPTION

Cruise _____ Sta. _____ Core no App 24

Describer Twickell Sta. Location _____



Detailed Description

~~Greenish grey~~ Greenish grey mud with a large inclusion of containing shell fragments

Shell hash in a sandy matrix

muddy sand (medium) - greenish grey color - with scattered shell fragments + some whole Rangia shells

VISUAL CORE DESCRIPTION


Page 5 of 6

Cruise _____ Sta. _____ Core no App 24

Describer Twickell Sta. Location _____

Lithologic log

Detailed Description



Some grey filled burrows.

Blue grey fine sand with some dark matter in it + shell hash bed with some Nereis whole shells. Shell bed is coarser sand.

Orange - oxidized - fine sand that becomes lithified at the base. Some grey beds + some silt/clay lens. Some shell fragments in grey sand beds (burrows), but otherwise no shell hash.

VISUAL CORE DESCRIPTION

Cruise _____ Sta. _____ Core no App 24

Describer Twichell Sta. Location _____

Cm
500

Lithologic log

Detailed Description

No burrows at the base

(6)

Lithified fine sand that is the same color as above

end of core 538 cm

