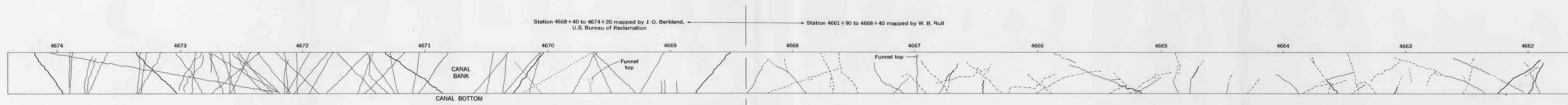
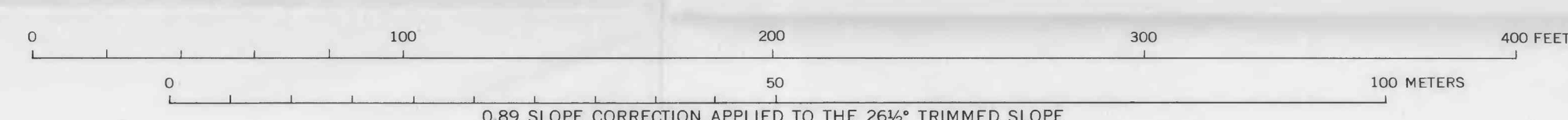


A. COMPARISON OF DENSITY OF SPACING OF CRACK FILLINGS IN THE PANOCHÉ CREEK AND MORENO GULCH FANS

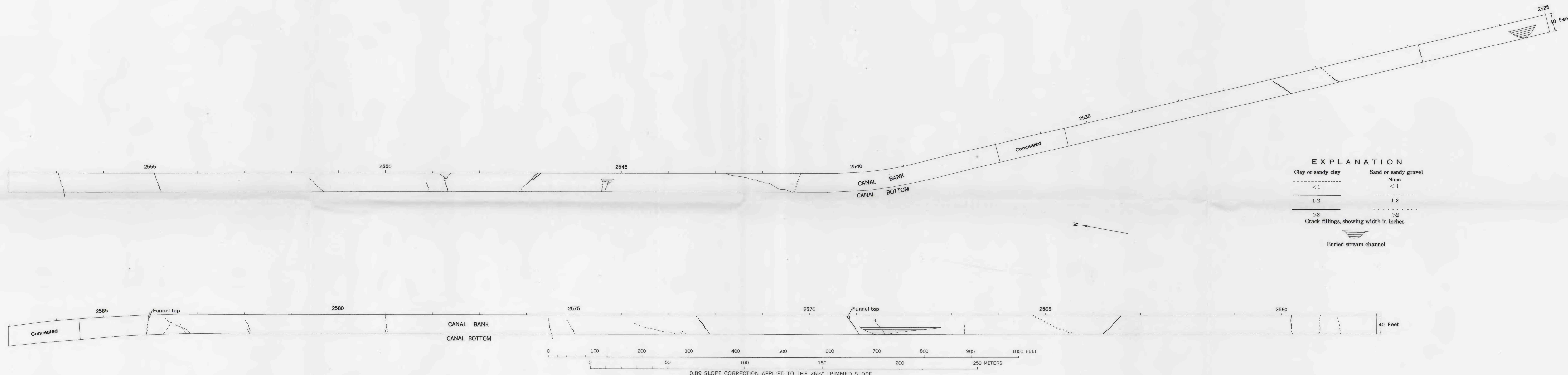


EXPLANATION
— <1
— >1
Clay-filled cracks, showing width in inches
..... Sand, partly or completely filling crack

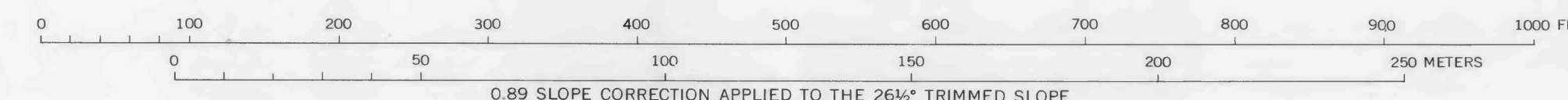


EXPLANATION
— <1/4
— 1/4-1/2
— 1/2-1 1/2
Clay-filled cracks, showing width in inches
..... Sand, partly or completely filling crack

B. LOS GATOS CREEK FAN. RIGHT BANK OF CANAL FROM STATION 4661+90 TO 4674+20; FROM 8 1/2 FEET ABOVE THE BASE OF THE TRIMMED SLOPE TO THE BASE OF THE TILLED ZONE



EXPLANATION
Clay or sandy clay
None
— <1
— 1-2
— >2
Crack fillings, showing width in inches
Buried stream channel



C. TUMEY GULCH FAN. RIGHT BANK OF CANAL FROM STATION 2525+00 TO 2585+50; FROM THE BASE OF THE TRIMMED SLOPE TO THE TOP OF THE BEDDED FAN

FILLED CRACKS EXPOSED IN THE SAN LUIS CANAL