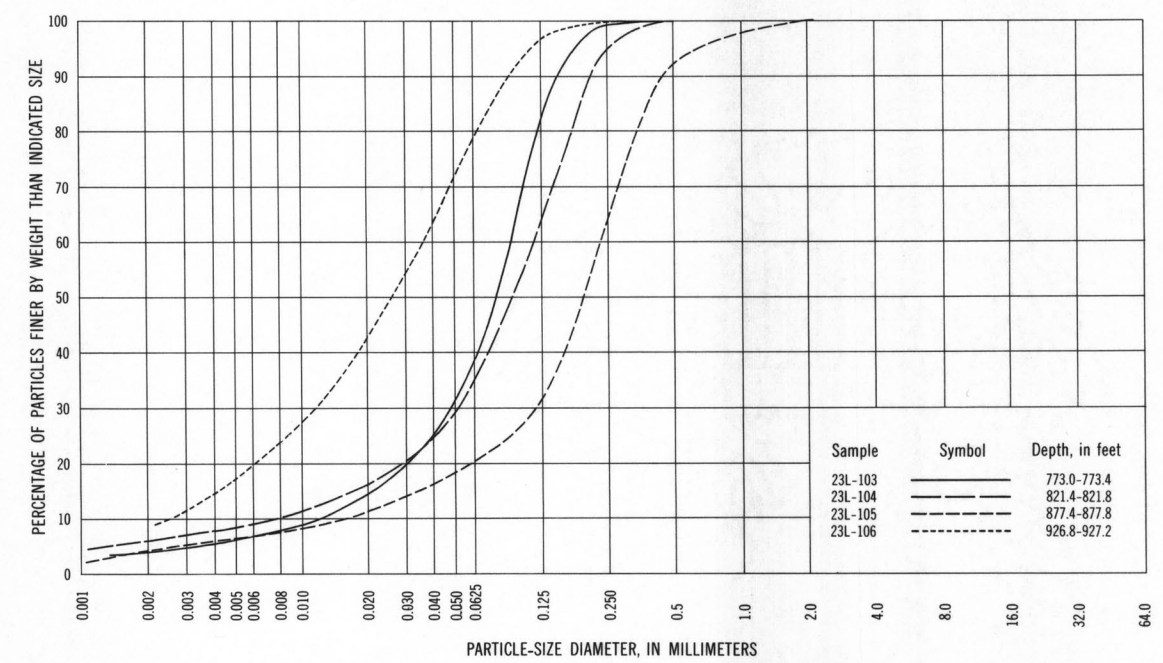
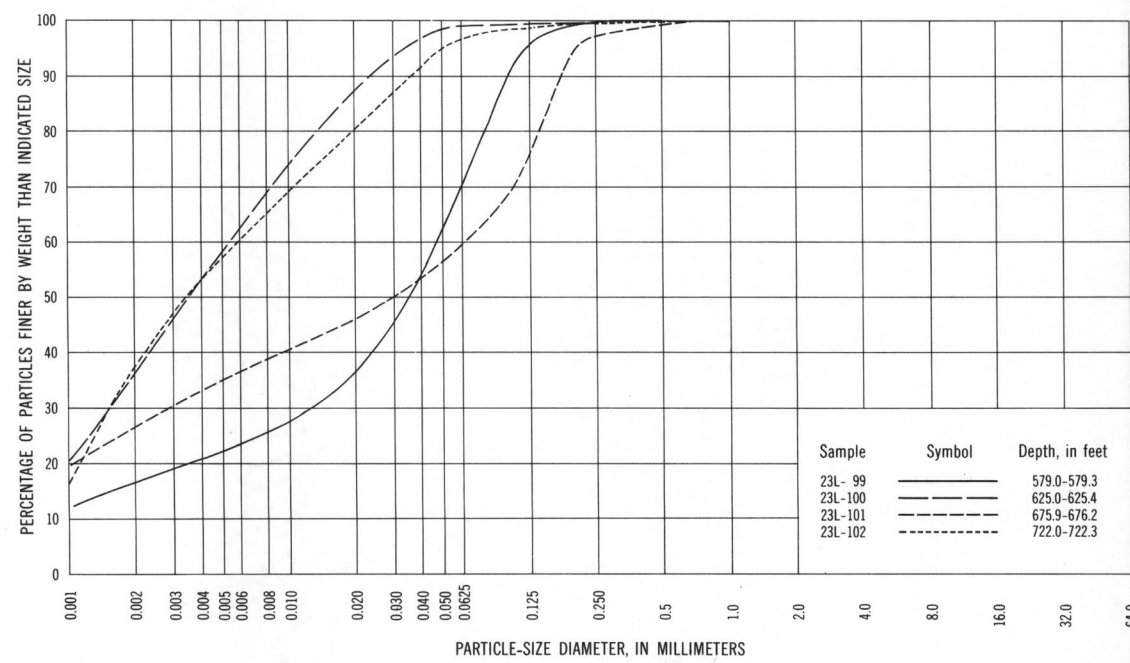


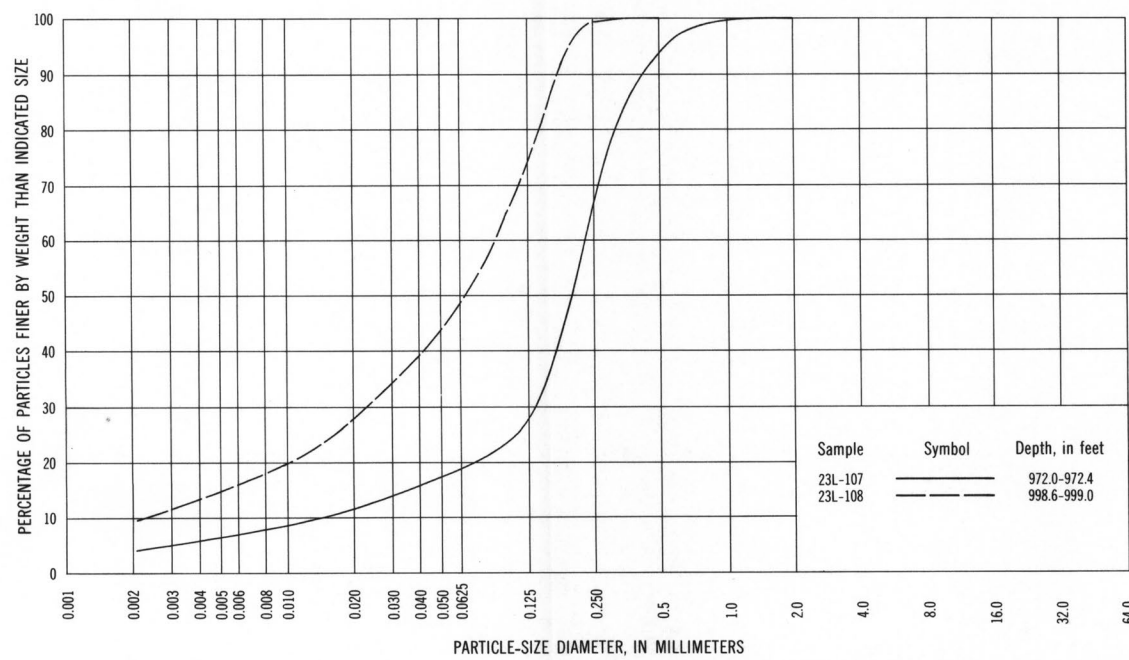
PERCENT OF PARTICLES OF INDICATED SIZE	CLAY <0.004	SILT 0.004-0.0625	SAND					GRAVEL					
			Very fine 0.0625-0.125	Fine 0.125-0.25	Medium 0.25-0.5	Coarse 0.5-1	Very coarse 1-2	Very fine 2-4	Fine 4-8	Medium 8-16	Coarse 16-32	Very coarse 32-64	
—	21.0	70.0	5.4	1.6	1.8	0.2							
- - -	47.5	40.5	5.8	4.0	2.0	0.2							
— · —	38.5	52.5	6.6	1.8	0.6								
- - - · - - -	21.0	46.0	29.0	3.6	0.4								

PERCENT OF PARTICLES OF INDICATED SIZE	CLAY <0.004	SILT 0.004-0.0625	SAND					GRAVEL					
			Very fine 0.0625-0.125	Fine 0.125-0.25	Medium 0.25-0.5	Coarse 0.5-1	Very coarse 1-2	Very fine 2-4	Fine 4-8	Medium 8-16	Coarse 16-32	Very coarse 32-64	
—	52.9	44.9	1.8	0.4									
- - -	30.5	32.7	8.8	15.4	12.6								
— · —	23.0	65.4	3.6	6.2	1.8								
- - - · - - -	9.4	24.0	44.0	22.2	0.4								



PERCENT OF PARTICLES OF INDICATED SIZE	CLAY <0.004	SILT 0.004-0.0625	SAND					GRAVEL					
			Very fine 0.0625-0.125	Fine 0.125-0.25	Medium 0.25-0.5	Coarse 0.5-1	Very coarse 1-2	Very fine 2-4	Fine 4-8	Medium 8-16	Coarse 16-32	Very coarse 32-64	
—	20.4	50.0	25.2	4.2	0.2								
- - -	52.5	46.5	0.6	0.2	0.2								
— · —	32.6	27.0	16.0	21.6	2.2	0.6							
- - - · - - -	52.7	43.5	2.2	1.2	0.2	0.2							

PERCENT OF PARTICLES OF INDICATED SIZE	CLAY <0.004	SILT 0.004-0.0625	SAND					GRAVEL					
			Very fine 0.0625-0.125	Fine 0.125-0.25	Medium 0.25-0.5	Coarse 0.5-1	Very coarse 1-2	Very fine 2-4	Fine 4-8	Medium 8-16	Coarse 16-32	Very coarse 32-64	
—	5.8	33.6	42.4	17.6	0.6								
- - -	7.8	28.2	28.4	30.8	4.8								
— · —	6.0	14.4	11.8	33.2	26.8	5.6	2.2						
- - - · - - -	14.5	64.3	17.4	3.4	0.4								



PERCENT OF PARTICLES OF INDICATED SIZE	CLAY <0.004	SILT 0.004-0.0625	SAND					GRAVEL					
			Very fine 0.0625-0.125	Fine 0.125-0.25	Medium 0.25-0.5	Coarse 0.5-1	Very coarse 1-2	Very fine 2-4	Fine 4-8	Medium 8-16	Coarse 16-32	Very coarse 32-64	
—	5.6	13.0	8.6	37.8	28.8	6.0	0.2						
- - -	13.0	35.8	25.6	25.2	0.4								

GRAPHS OF PARTICLE-SIZE DISTRIBUTION CURVES FOR SAMPLES FROM CORE HOLE 12/12-16H1
IN THE LOS BANOS-KETTLEMAN CITY AREA, CENTRAL CALIFORNIA