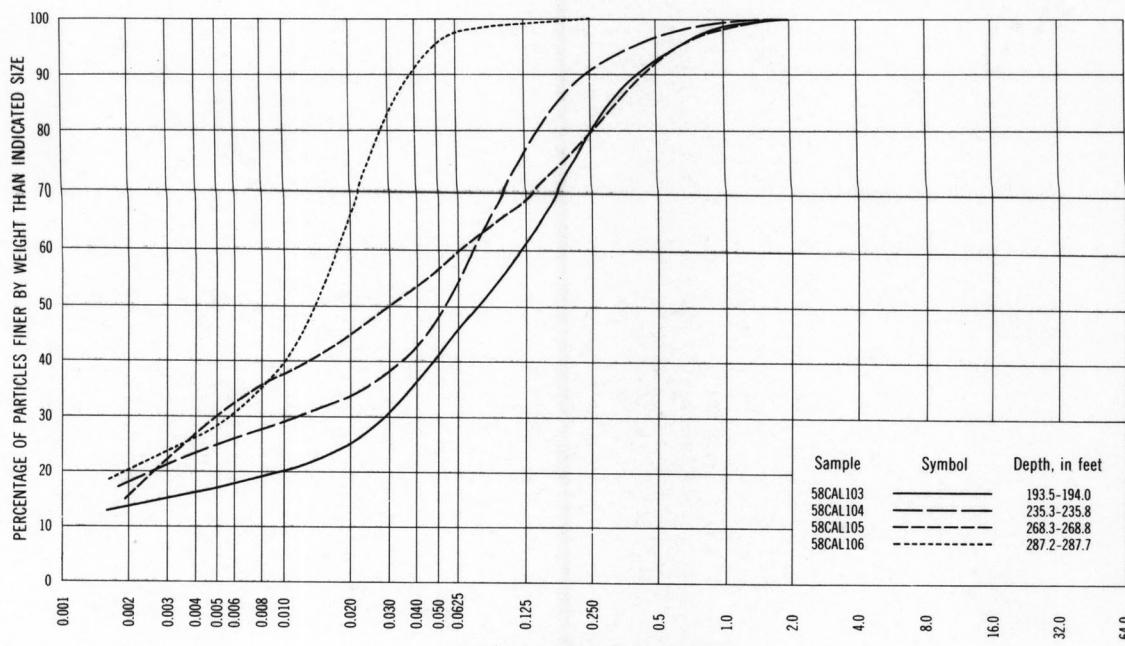
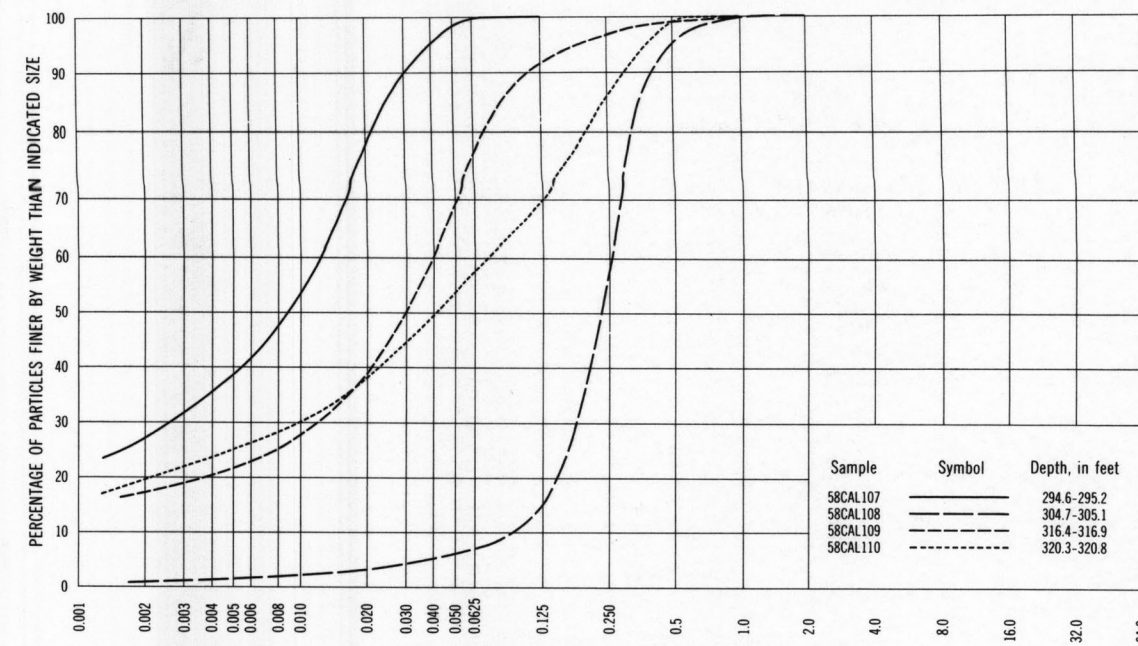


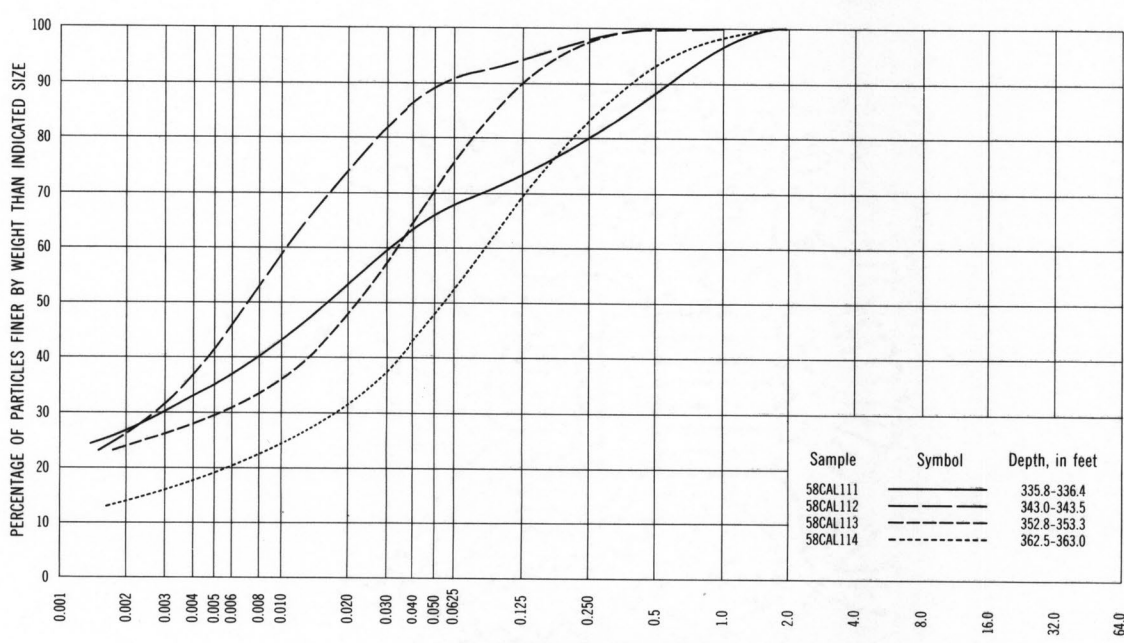
CLAY < 0.004	SILT 0.004-0.0625	SAND				GRAVEL					
		Very fine 0.0625-0.125	Fine 0.125-0.25	Medium 0.25-0.5	Coarse 0.5-1	Very fine 1-2	Fine 2-4	Medium 4-8	Coarse 8-16	Very coarse 16-32	Very coarse 32-64
21.4	32.0	8.8	10.6	13.4	9.2	4.6					
28.2	36.7	14.0	5.6	2.2	0.4						
13.0	35.2	1.6	8.6	10.2	6.8						
13.1		25.6	70.0	4.2	1.6	0.2					



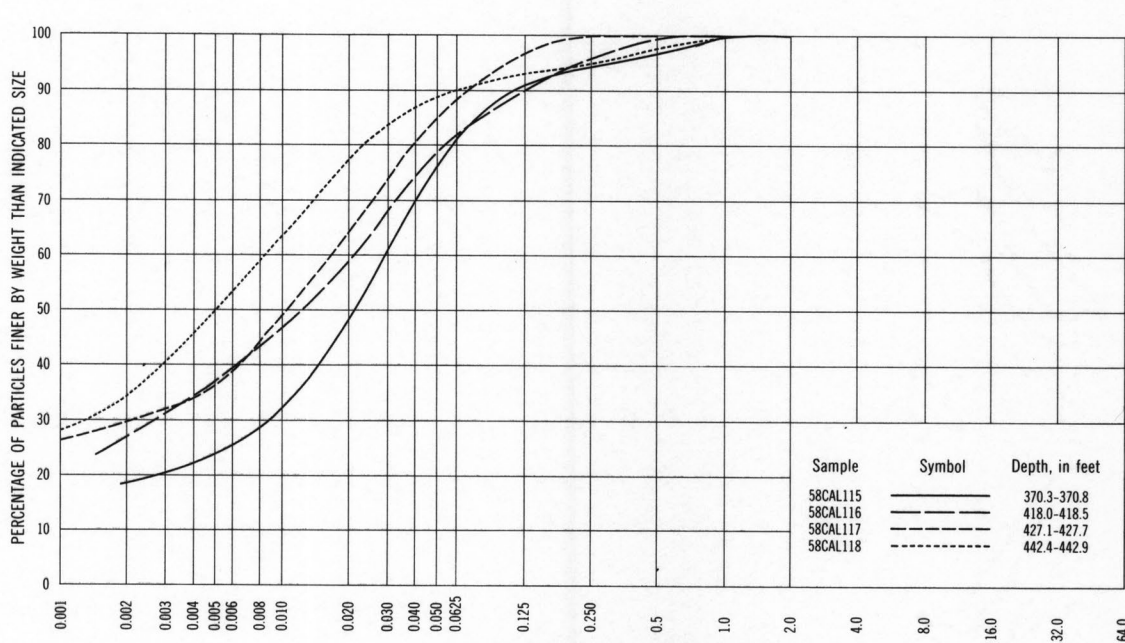
CLAY < 0.004	SILT 0.004-0.0625	SAND				GRAVEL					
		Very fine 0.0625-0.125	Fine 0.125-0.25	Medium 0.25-0.5	Coarse 0.5-1	Very coarse 1-2	Very fine 2-4	Fine 4-8	Medium 8-16	Coarse 16-32	Very coarse 32-64
16.2	30.2	14.4	18.8	13.0	5.4	2.0					
23.3	21.9	13.4	5.8	3.4	2.6	1.0					
26.5	34.1	8.4	10.8	12.2	6.4	1.6					
25.9	17.8	1.2	1.0								



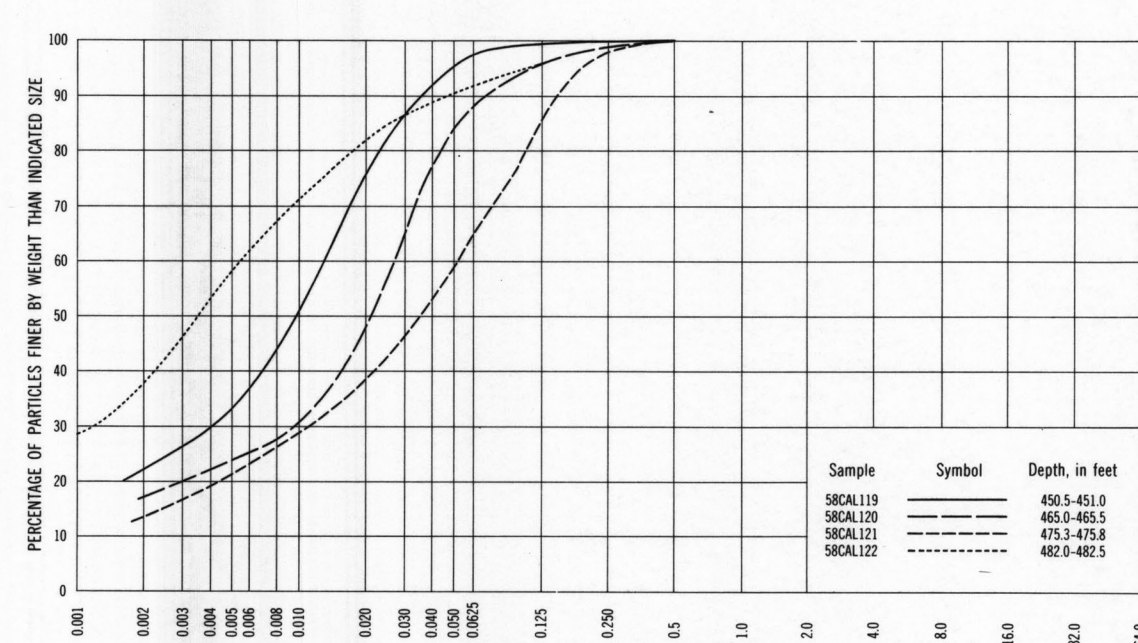
CLAY < 0.004	SILT 0.004-0.0625	SAND				GRAVEL					
		Very fine 0.0625-0.125	Fine 0.125-0.25	Medium 0.25-0.5	Coarse 0.5-1	Very coarse 1-2	Very fine 2-4	Fine 4-8	Medium 8-16	Coarse 16-32	Very coarse 32-64
25.7	64.1	0.2									
1.0	6.6	7.6	42.4	38.0	4.0	0.4					
20.1	57.1	14.0	4.8	2.6	1.0	0.4					
23.2	34.2	12.0	16.6	13.0	0.8	0.2					



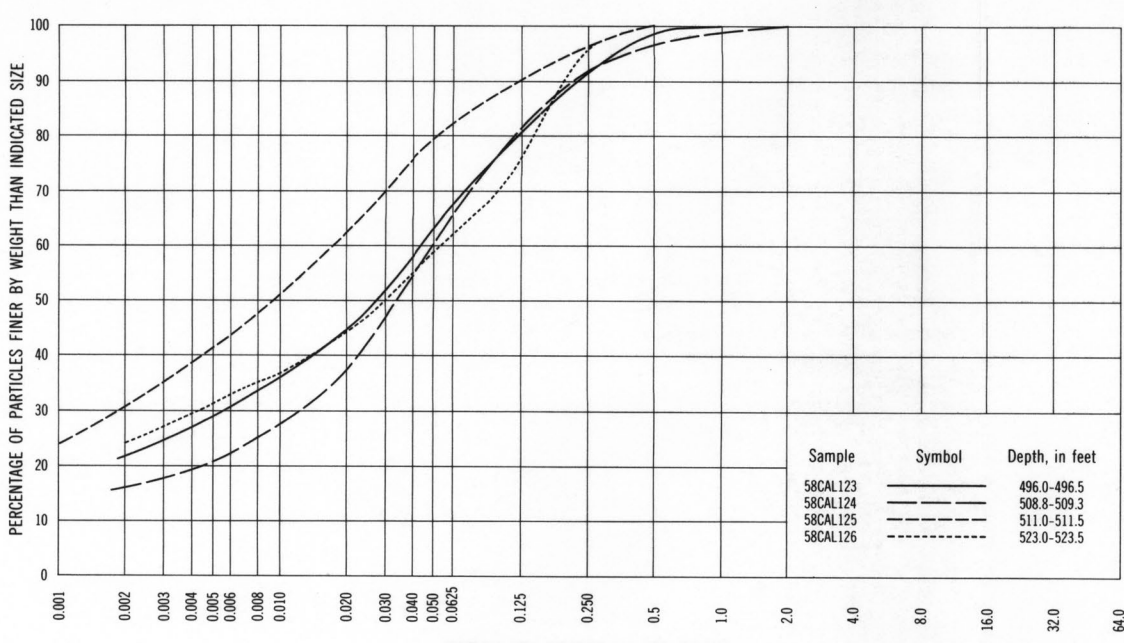
CLAY < 0.004	SILT 0.004-0.0625	SAND				GRAVEL					
		Very fine 0.0625-0.125	Fine 0.125-0.25	Medium 0.25-0.5	Coarse 0.5-1	Very coarse 1-2	Very fine 2-4	Fine 4-8	Medium 8-16	Coarse 16-32	Very coarse 32-64
32.8	35.0	5.4	6.8	8.0	8.6	3.4					
19.2	54.2	3.4	3.2	2.0	0.6						
28.0	48.0	14.0	7.6	2.0	0.4						
17.8	35.4	16.2	13.8	10.0	5.0	1.8					



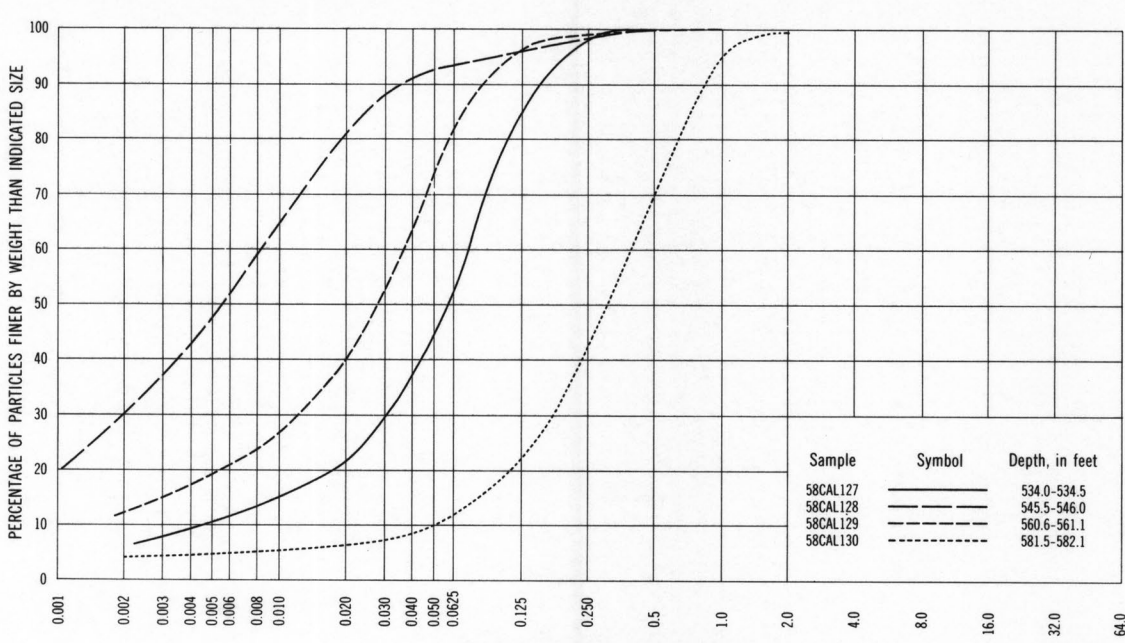
CLAY < 0.004	SILT 0.004-0.0625	SAND				GRAVEL					
		Very fine 0.0625-0.125	Fine 0.125-0.25	Medium 0.25-0.5	Coarse 0.5-1	Very coarse 1-2	Very fine 2-4	Fine 4-8	Medium 8-16	Coarse 16-32	Very coarse 32-64
21.9	59.9	9.4	2.8	2.6	3.2	0.2					
43.0	47.8	7.8	5.8	3.4	4.2						
33.1	54.5	8.0	3.4	0.4	1.2						
45.8	44.4	3.0	1.8	2.6	2.4						



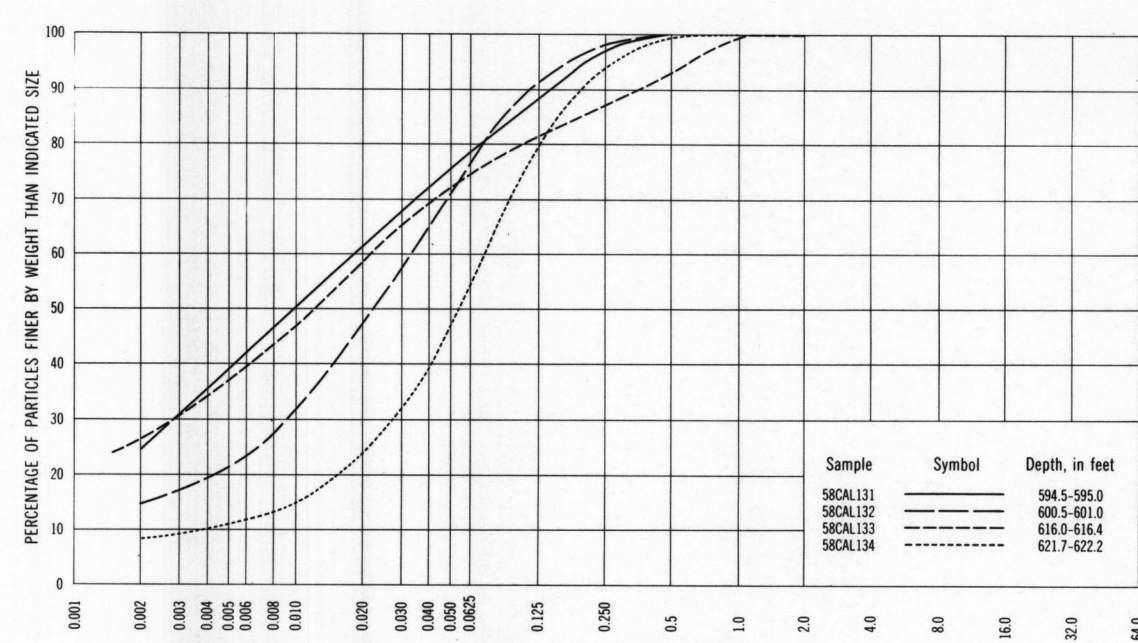
CLAY < 0.004	SILT 0.004-0.0625	SAND				GRAVEL					
		Very fine 0.0625-0.125	Fine 0.125-0.25	Medium 0.25-0.5	Coarse 0.5-1	Very coarse 1-2	Very fine 2-4	Fine 4-8	Medium 8-16	Coarse 16-32	Very coarse 32-64
29.8	67.4	1.8	0.6	0.4							
22.0	66.4	7.2	3.0	1.4	1.4						
18.7	46.3	20.8	11.8	2.4	2.4						
13.6	37.8	4.4	2.8	1.4							



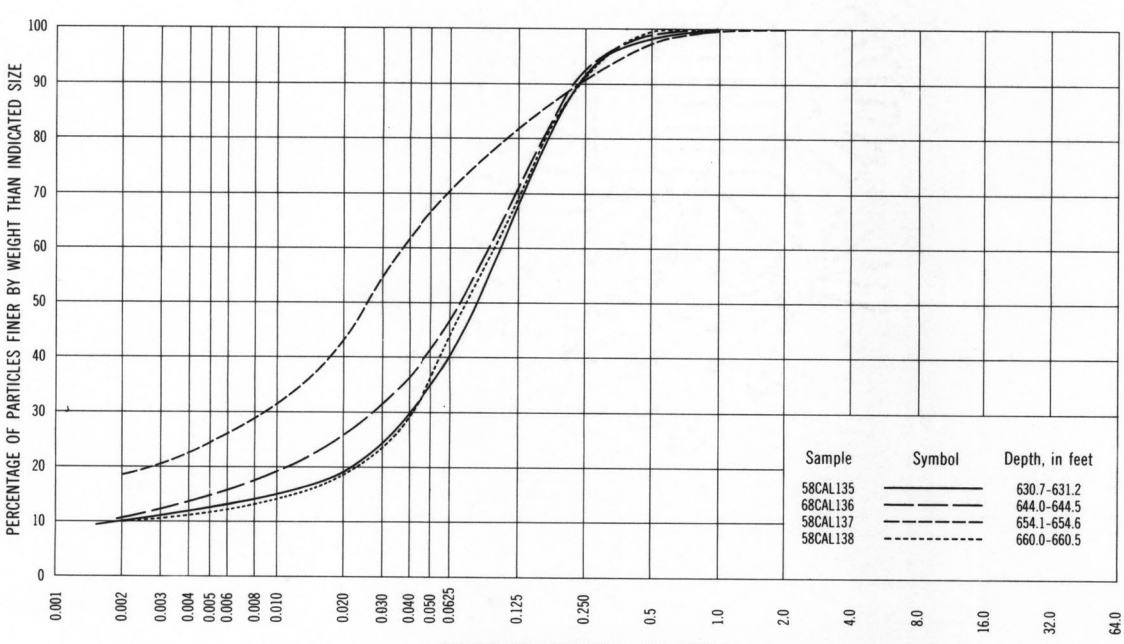
CLAY < 0.004	SILT 0.004-0.0625	SAND				GRAVEL					
		Very fine 0.0625-0.125	Fine 0.125-0.25	Medium 0.25-0.5	Coarse 0.5-1	Very coarse 1-2	Very fine 2-4	Fine 4-8	Medium 8-16	Coarse 16-32	Very coarse 32-64
27.0	41.6	12.2	10.6	7.2	1.4						
19.2	47.6	15.0	10.0	4.8	2.6						
38.7	43.9	7.4	6.2	3.8	0.8						
29.4	33.2	13.2	20.0	4.2							



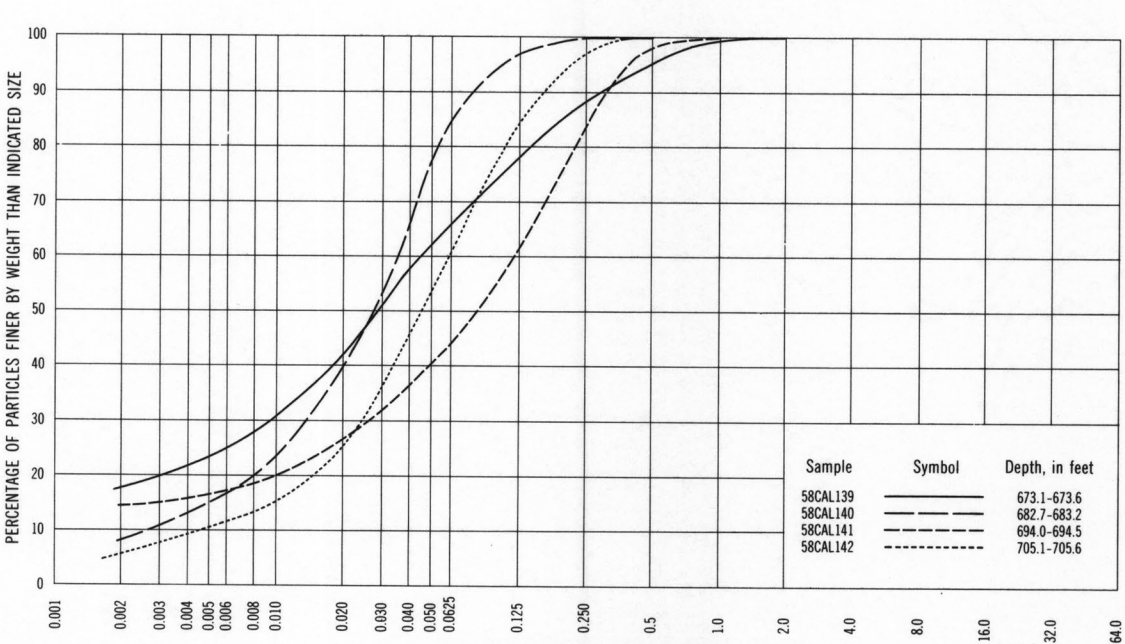
CLAY < 0.004	SILT 0.004-0.0625	SAND				GRAVEL					
		Very fine 0.0625-0.125	Fine 0.125-0.25	Medium 0.25-0.5	Coarse 0.5-1	Very coarse 1-2	Very fine 2-4	Fine 4-8	Medium 8-16	Coarse 16-32	Very coarse 32-64
9.7	44.5	31.2	13.2	1.4							
43.0	56.6	2.4	2.0	2.6							
17.7	65.3	13.8	2.4	0.4	0.4						
4.5	8.1	10.2	20.2	27.8	25.4	3.8					



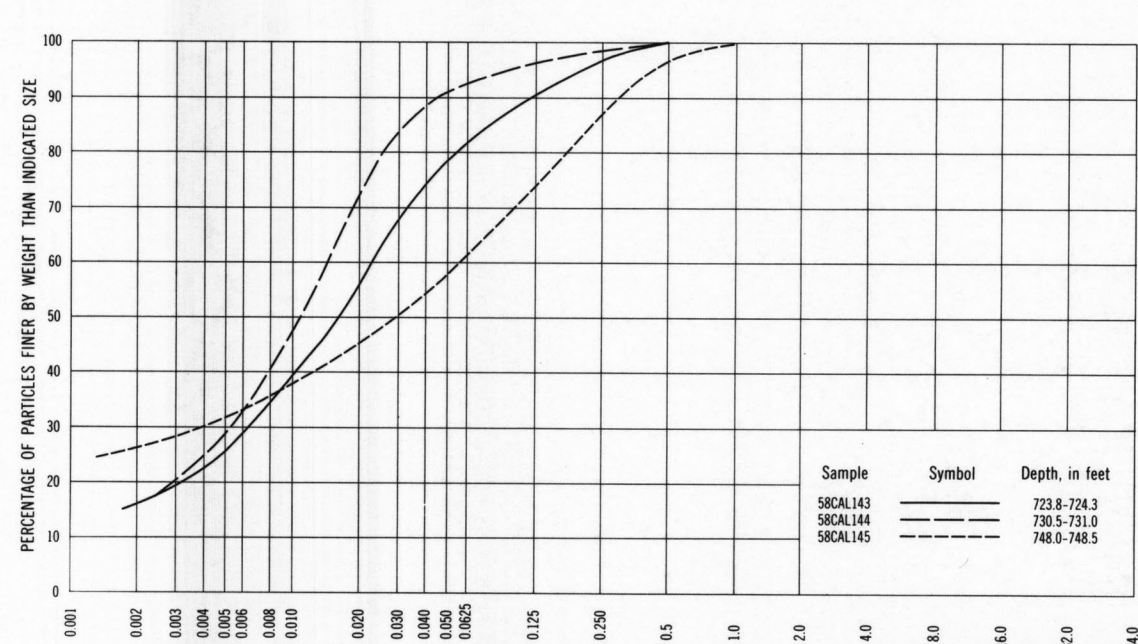
CLAY < 0.004	SILT 0.004-0.0625	SAND				GRAVEL					
		Very fine 0.0625-0.125	Fine 0.125-0.25	Medium 0.25-0.5	Coarse 0.5-1	Very coarse 1-2	Very fine 2-4	Fine 4-8	Medium 8-16	Coarse 16-32	Very coarse 32-64
35.5	43.3	9.4	9.0	2.8							
19.0	36.6	14.0	6.4	2.0							
34.0	41.8	6.6	1.0	5.6	6.6	1.0					
10.2	45.0	24.6	13.8	6.0	0.4						



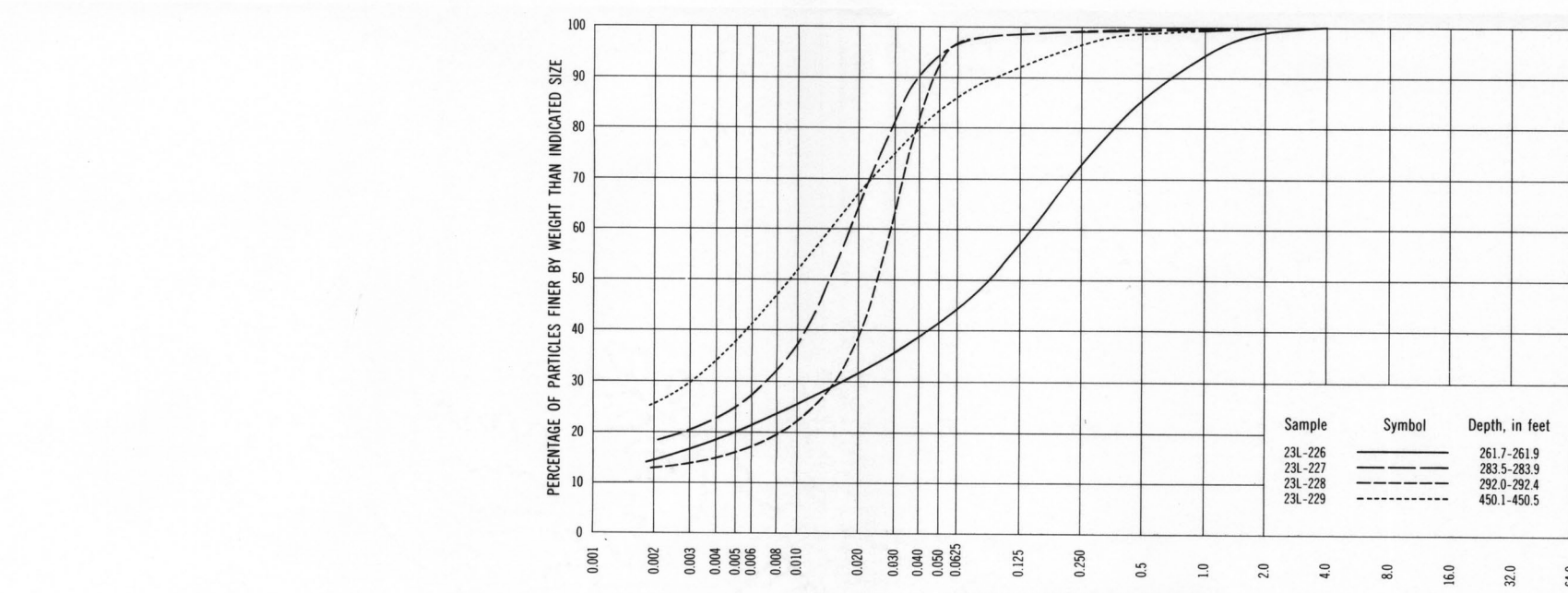
CLAY < 0.004	SILT 0.004-0.0625	SAND				GRAVEL					
		Very fine 0.0625-0.125	Fine 0.125-0.25	Medium 0.25-0.5	Coarse 0.5-1	Very coarse 1-2	Very fine 2-4	Fine 4-8	Medium 8-16	Coarse 16-32	Very coarse 32-64
12.0	29.2	28.4	22.8	6.2	1.4						
13.6	33.4	23.4	22.2	6.5	1.2						
22.0	69.4	10.8	8.2	7.0	2.0	0.6					
11.0	33.8	24.6	22.8	8.2	0.4						



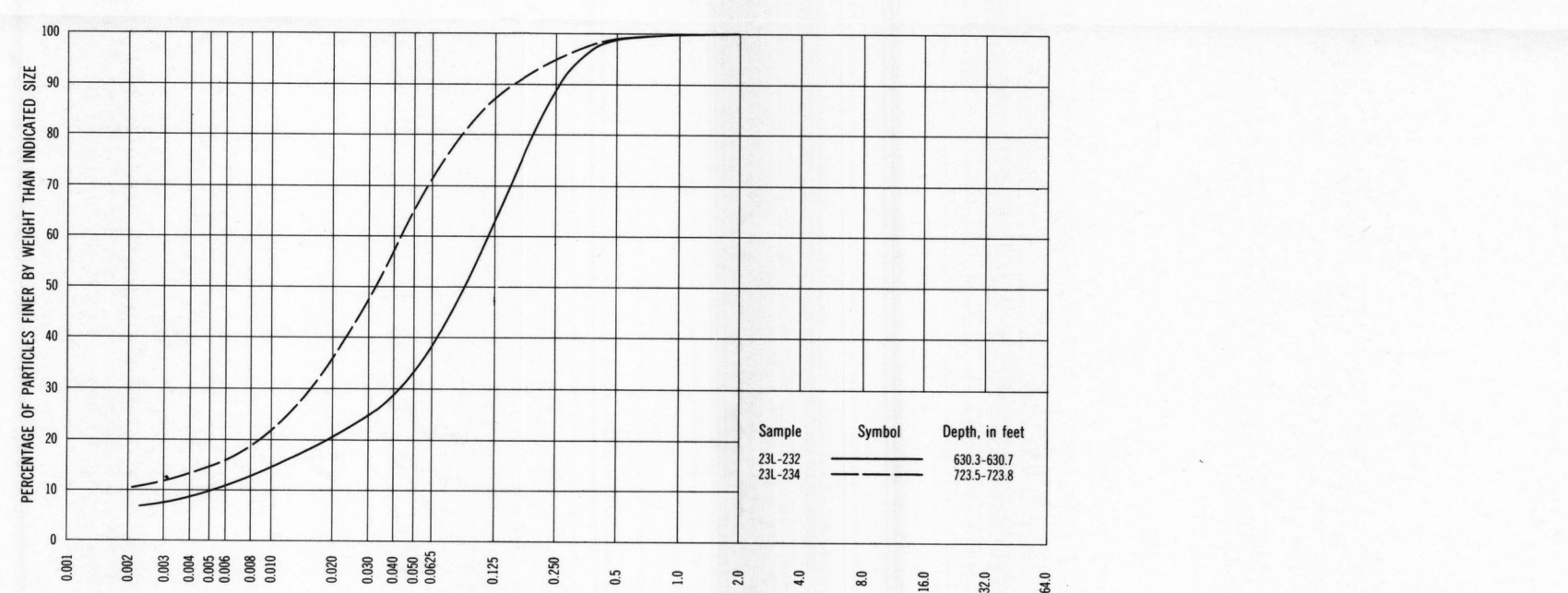
CLAY < 0.004	SILT 0.004-0.0625	SAND				GRAVEL					
		Very fine 0.0625-0.125	Fine 0.125-0.25	Medium 0.25-0.5	Coarse 0.5-1	Very coarse 1-2	Very fine 2-4	Fine 4-8	Medium 8-16	Coarse 16-32	Very coarse 32-64
21.8	44.2	11.8	10.4	7.0	4.0	0.8					
13.1	72.3	11.8	2.0	0.8							
15.7	28.5	17.2	22.0	14.6	2.0						
9.1	51.7	23.2	13.0	3.0							



CLAY < 0.004	SILT 0.004-0.0625	SAND				GRAVEL					
		Very fine 0.0625-0.125	Fine 0.125-0.25	Medium 0.25-0.5	Coarse 0.5-1	Very coarse 1-2	Very fine 2-4	Fine 4-8	Medium 8-16	Coarse 16-32	Very coarse 32-64
27.6	59.8	8.4	6.2	3.0							
24.7	68.6	2.8	2.8	1.6							
25.7	32.3	11.4	12.8	0.0	3.8						



CLAY < 0.004	SILT 0.004-0.0625	SAND				GRAVEL					
		Very fine 0.0625-0.125	Fine 0.125-0.25	Medium 0.25-0.5	Coarse 0.5-1	Very coarse 1-2	Very fine 2-4	Fine 4-8	Medium 8-16	Coarse 16-32	Very coarse 32-64
18.0	26.2	12.6	16.1	13.4	8.5	4.8					
22.6	74.6	1.8	0.4	0.2	0.2						
23.0	80.5	0.2	0.2	0.2							
11.0	33.8	1.8	1.6	0.6	0.4						
		5.8	4.6	0.4	0.8	0.2					



CLAY < 0.004	SILT 0.004-0.0625	SAND				GRAVEL					
		Very fine 0.0625-0.125	Fine 0.125-0.25	Medium 0.25-0.5	Coarse 0.5-1	Very coarse 1-2	Very fine 2-4	Fine 4-8	Medium 8-16	Coarse 16-32	Very coarse 32-64
8.5	29.7	24.8	25.8	9.6	1.4	0.2					
	59.8	14.8	2.4		0.4						

GRAPHS OF PARTICLE-SIZE DISTRIBUTION CURVES FOR SAMPLES FROM CORE HOLE 23/25-16N1  
IN THE TULARE-WASCO AREA, CENTRAL CALIFORNIA