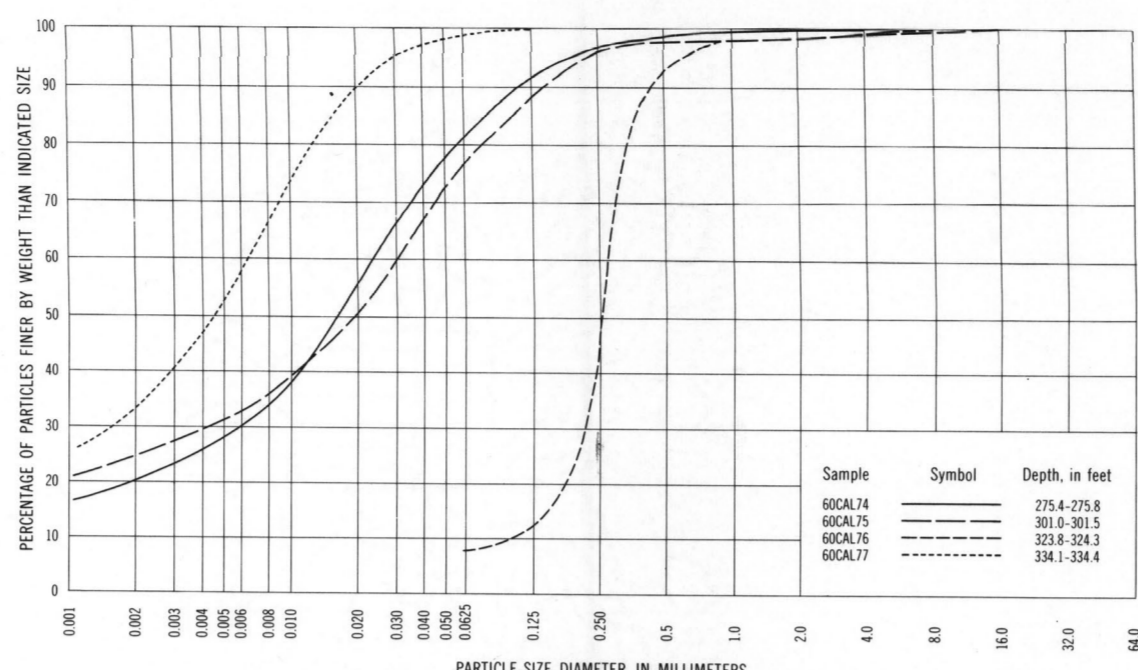
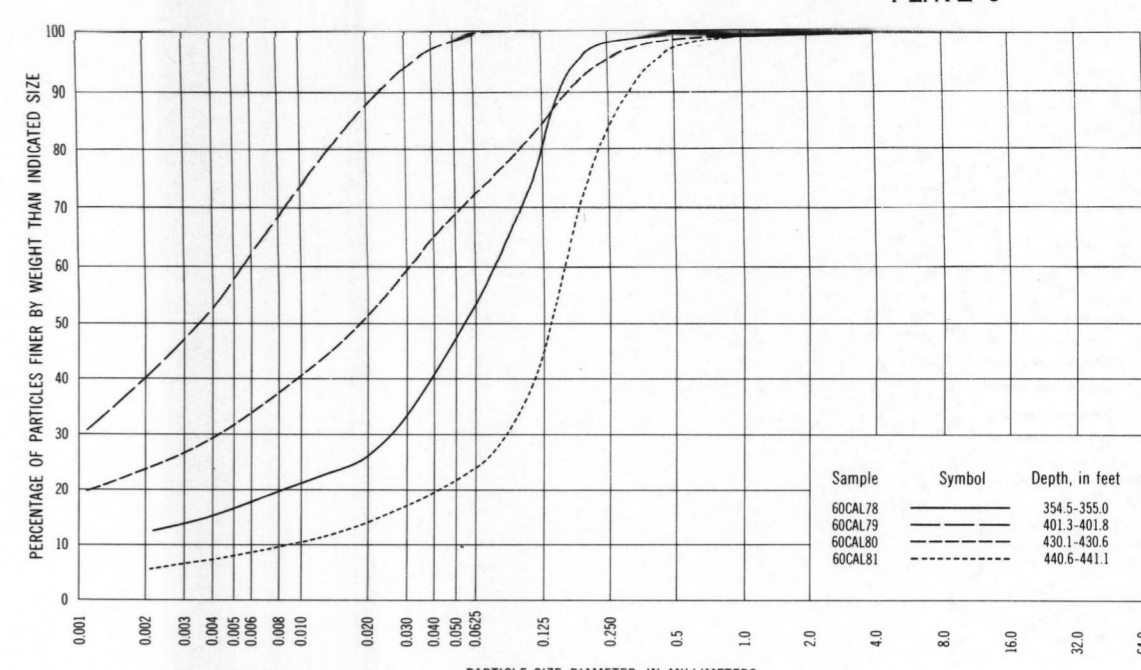


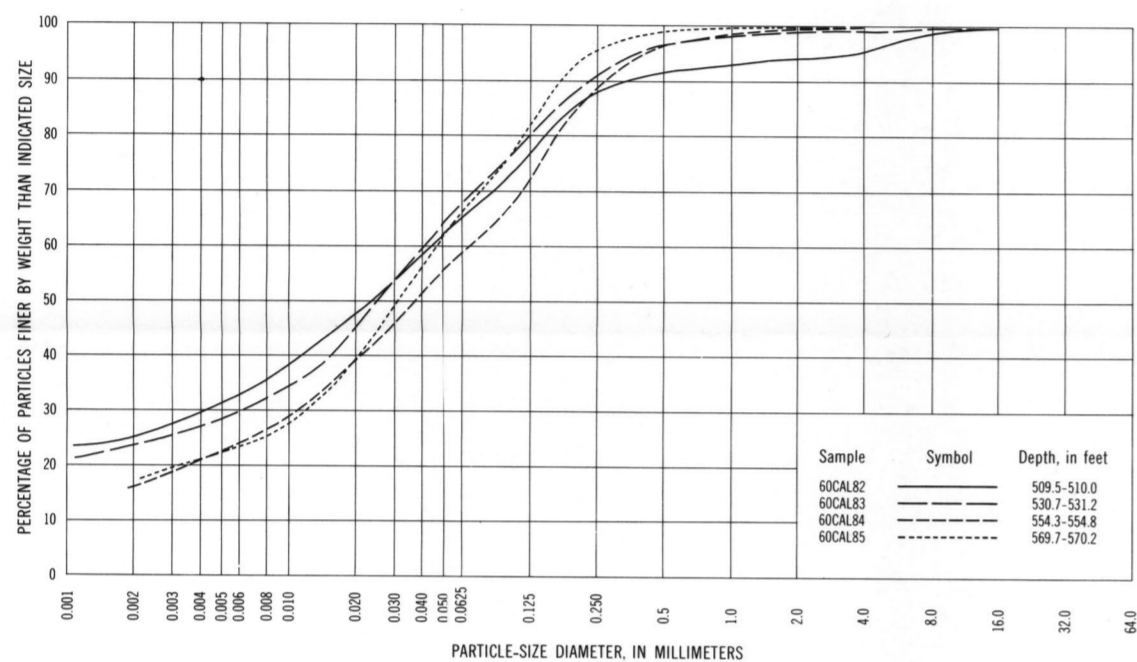
PERCENT OF PARTICLES OF INDICATED SIZE	CLAY <0.004	SILT 0.004-0.0625	SAND					GRAVEL					
			Very fine 0.0625-0.125	Fine 0.125-0.25	Medium 0.25-0.5	Coarse 0.5-1	Very coarse 1-2	Very fine 2-4	Fine 4-8	Medium 8-16	Coarse 16-32	Very coarse 32-64	
—	47.5	27.8	9.2	12.0	2.8	0.4	0.2	0.1					
- - -	20.5	54.9	23.8	0.4	0.4								
· · ·	42.6	52.0	3.4	1.6	0.2								
— · —	35.3	46.6	5.3	6.0	2.5	0.4	0.6	0.6	0.6	0.6	2.1		



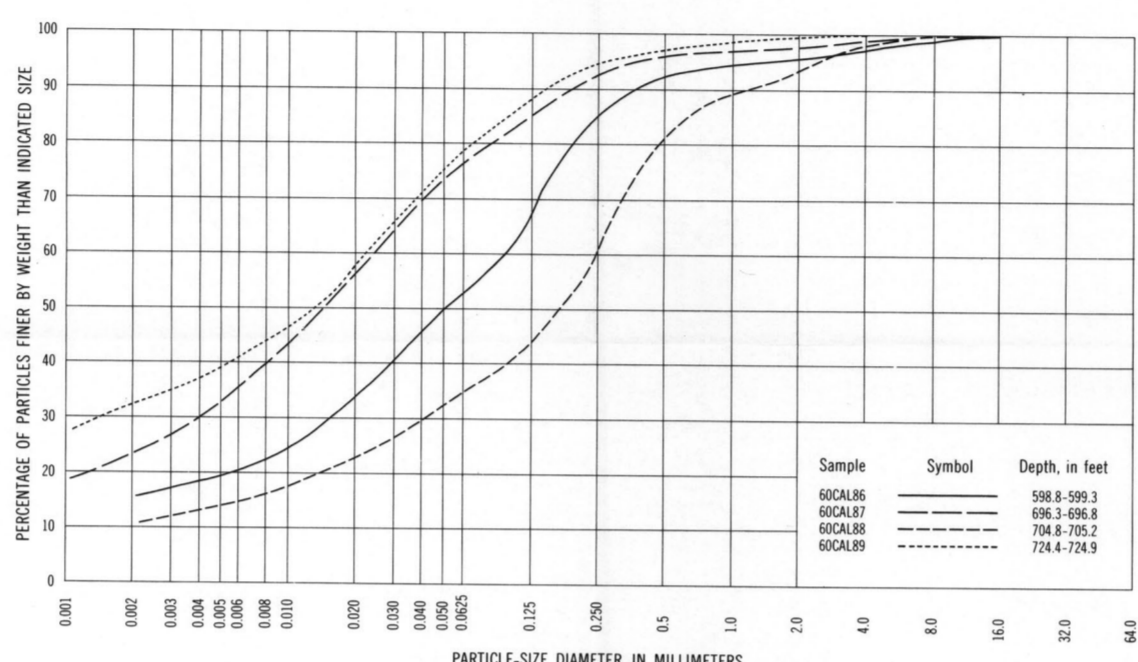
PERCENT OF PARTICLES OF INDICATED SIZE	CLAY <0.004	SILT 0.004-0.0625	SAND					GRAVEL				
			Very fine 0.0625-0.125	Fine 0.125-0.25	Medium 0.25-0.5	Coarse 0.5-1	Very coarse 1-2	Very fine 2-4	Fine 4-8	Medium 8-16	Coarse 16-32	Very coarse 32-64
—	26.0	55.9	10.0	5.0	2.2	0.6	0.2	0.1				
- - -	29.4	47.0	11.5	8.2	1.6	0.6	0.2	0.5	0.5	0.5		
· · ·	8.1		4.9	31.4	48.1	5.5	0.6	0.7	0.7	0.7		
— · —	47.2	51.6	1.8	0.0	0.2							



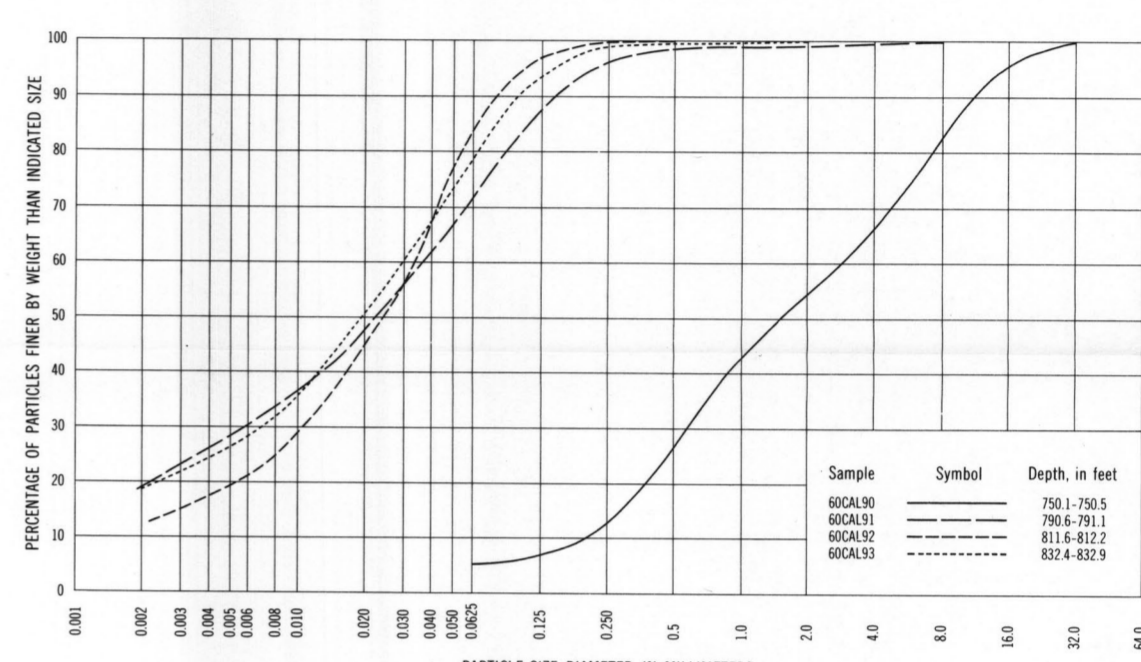
PERCENT OF PARTICLES OF INDICATED SIZE	CLAY <0.004	SILT 0.004-0.0625	SAND					GRAVEL				
			Very fine 0.0625-0.125	Fine 0.125-0.25	Medium 0.25-0.5	Coarse 0.5-1	Very coarse 1-2	Very fine 2-4	Fine 4-8	Medium 8-16	Coarse 16-32	Very coarse 32-64
—	15.4	38.9	26.0	18.4	1.0	0.2	0.0	0.1				
- - -	52.7	47.1	0.2									
· · ·	29.4	43.1	11.9	11.2	3.2	0.8	0.2	0.2	0.2			
— · —	7.7	16.8	21.0	38.4	13.8	1.8	0.2	0.2	0.1			



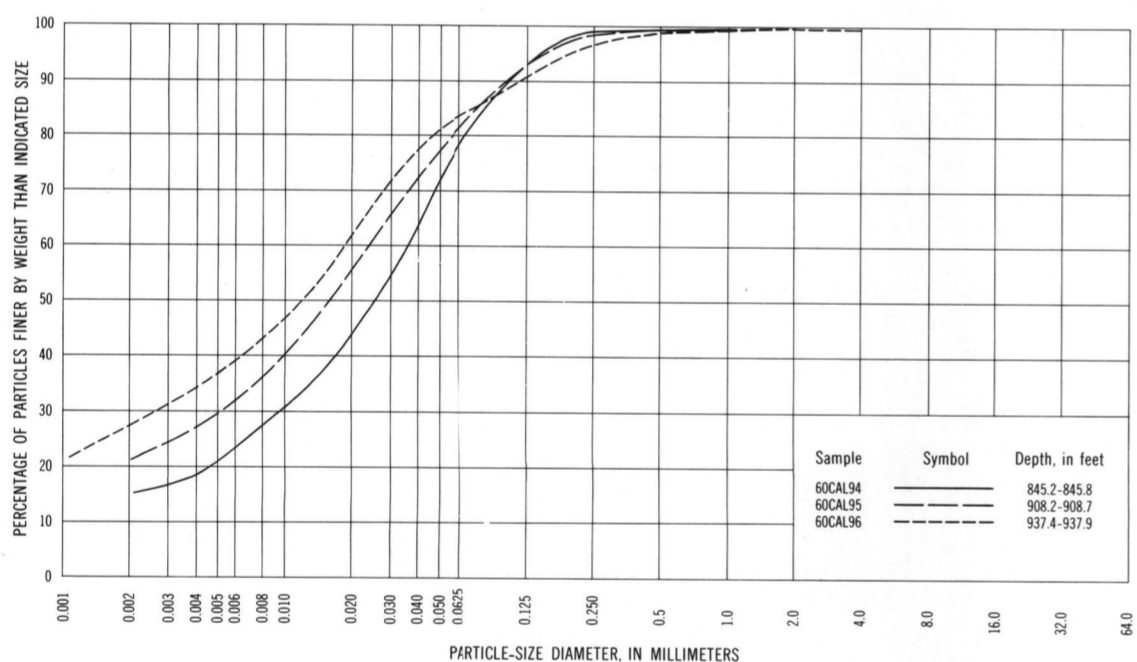
PERCENT OF PARTICLES OF INDICATED SIZE	CLAY <0.004	SILT 0.004-0.0625	SAND					GRAVEL				
			Very fine 0.0625-0.125	Fine 0.125-0.25	Medium 0.25-0.5	Coarse 0.5-1	Very coarse 1-2	Very fine 2-4	Fine 4-8	Medium 8-16	Coarse 16-32	Very coarse 32-64
—	29.7	35.9	11.6	10.8	3.8	1.3	1.1	1.4	3.3	1.1		
- - -	27.2	41.2	11.6	11.1	5.3	1.6	0.8	0.4	0.2	0.6		
· · ·	21.0	38.0	13.0	16.7	7.7	2.0	1.0	0.6				
— · —	21.4	44.9	15.5	13.8	3.4	0.6	0.2	0.2				



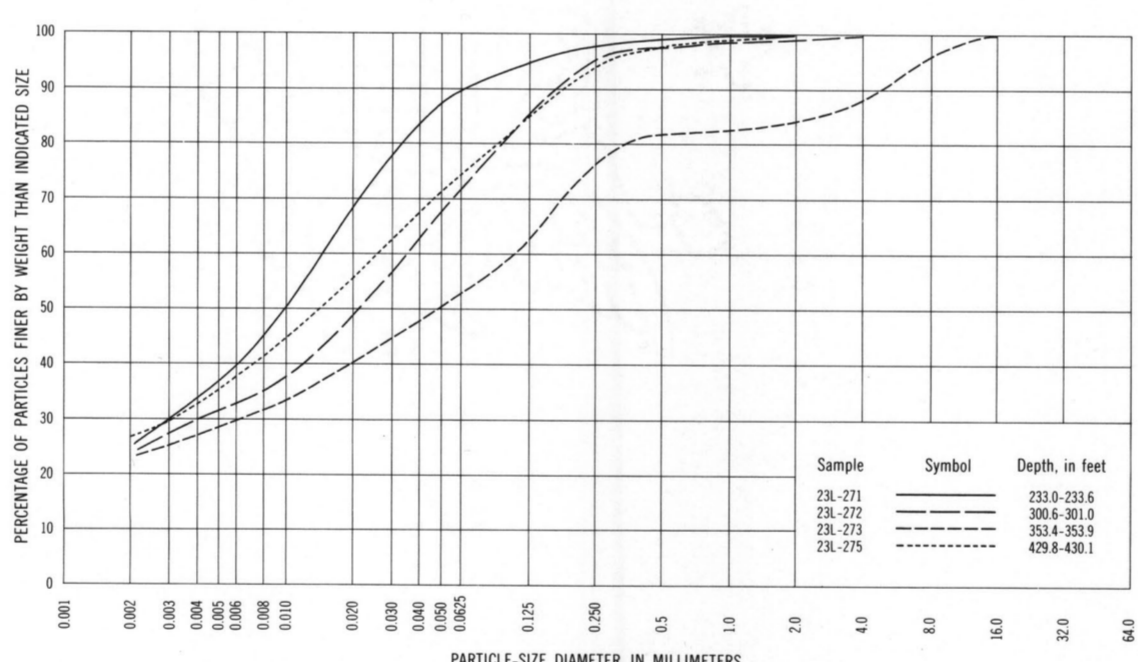
PERCENT OF PARTICLES OF INDICATED SIZE	CLAY <0.004	SILT 0.004-0.0625	SAND					GRAVEL				
			Very fine 0.0625-0.125	Fine 0.125-0.25	Medium 0.25-0.5	Coarse 0.5-1	Very coarse 1-2	Very fine 2-4	Fine 4-8	Medium 8-16	Coarse 16-32	Very coarse 32-64
—	18.5	35.0	14.0	17.8	7.0	2.0	1.3	1.6	2.1	0.7		
- - -	38.1	46.4	8.8	7.4	3.3	1.2	0.4	1.4	1.0			
· · ·	13.5	21.8	9.3	16.7	20.1	8.1	4.3	4.4	4.4			
— · —	37.1	41.9	9.2	6.5	2.2	1.8	0.8	0.5				



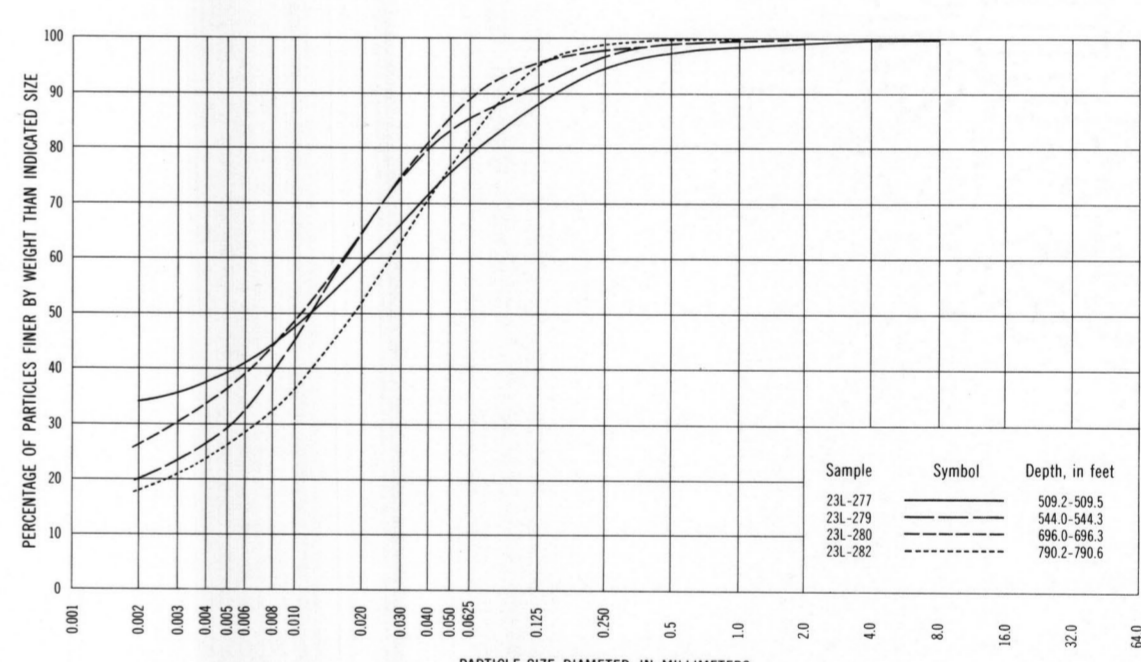
PERCENT OF PARTICLES OF INDICATED SIZE	CLAY <0.004	SILT 0.004-0.0625	SAND					GRAVEL				
			Very fine 0.0625-0.125	Fine 0.125-0.25	Medium 0.25-0.5	Coarse 0.5-1	Very coarse 1-2	Very fine 2-4	Fine 4-8	Medium 8-16	Coarse 16-32	Very coarse 32-64
—	5.4		1.7	5.5	13.8	16.6	11.4	11.9	16.0	13.4	4.3	
- - -	26.1	46.0	15.7	8.3	2.4	0.4	0.4	0.4				
· · ·	17.3	66.9	12.8	3.0	0.2							
— · —	24.2	54.8	14.8	5.2	0.6	0.2	0.2					



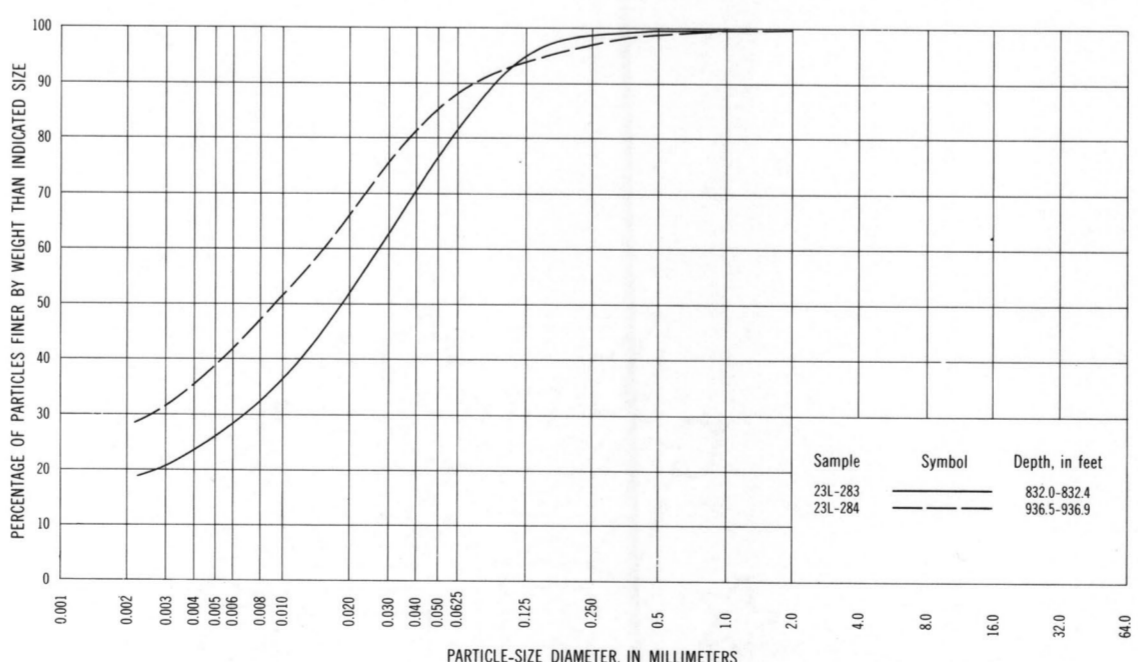
PERCENT OF PARTICLES OF INDICATED SIZE	CLAY <0.004	SILT 0.004-0.0625	SAND					GRAVEL				
			Very fine 0.0625-0.125	Fine 0.125-0.25	Medium 0.25-0.5	Coarse 0.5-1	Very coarse 1-2	Very fine 2-4	Fine 4-8	Medium 8-16	Coarse 16-32	Very coarse 32-64
—	19.0	60.2	14.2	6.0	0.4	0.2						
- - -	27.3	54.7	10.8	5.6	1.2	0.4						
· · ·	34.3	49.8	7.0	5.6	2.4	0.6		0.2	0.1			



PERCENT OF PARTICLES OF INDICATED SIZE	CLAY <0.004	SILT 0.004-0.0625	SAND					GRAVEL				
			Very fine 0.0625-0.125	Fine 0.125-0.25	Medium 0.25-0.5	Coarse 0.5-1	Very coarse 1-2	Very fine 2-4	Fine 4-8	Medium 8-16	Coarse 16-32	Very coarse 32-64
—	34.0	56.0	4.8	3.4	1.4	0.2	0.2					
- - -	30.2	42.4	13.1	10.2	2.4	0.6	0.8	0.3				
· · ·	27.5	26.1	9.5	13.7	5.3	1.0	1.5	3.6	7.8	4.0		
— · —	33.0	42.4	9.8	9.0	3.8	1.2	0.8					



PERCENT OF PARTICLES OF INDICATED SIZE	CLAY <0.004	SILT 0.004-0.0625	SAND					GRAVEL				
			Very fine 0.0625-0.125	Fine 0.125-0.25	Medium 0.25-0.5	Coarse 0.5-1	Very coarse 1-2	Very fine 2-4	Fine 4-8	Medium 8-16	Coarse 16-32	Very coarse 32-64
—	38.0	41.6	8.8	6.5	2.8	1.0	0.6	0.6	0.3	0.4		
- - -	26.5	59.3	5.8	5.4	2.2	0.6	0.2					
· · ·	33.8	55.8	6.4	2.2	1.0	0.6	0.2					
— · —	23.3	46.6	12.4	8.9	3.5	0.7	1.4	1.6	1.6			



PERCENT OF PARTICLES OF INDICATED SIZE	CLAY <0.004	SILT 0.004-0.0625	SAND					GRAVEL				
			Very fine 0.0625-0.125	Fine 0.125-0.25	Medium 0.25-0.5	Coarse 0.5-1	Very coarse 1-2	Very fine 2-4	Fine 4-8	Medium 8-16	Coarse 16-32	Very coarse 32-64
—	24.0	58.4	12.6	4.4	0.4	0.2	0.2					
- - -	36.0	52.4	5.6	3.4	1.8	0.6						

GRAPHS OF PARTICLE-SIZE DISTRIBUTION CURVES FOR SAMPLES FROM CORE HOLE 7S/1E-16C6
IN THE SANTA CLARA VALLEY, CENTRAL CALIFORNIA