EXPLANATION

MODEL AREA 5A

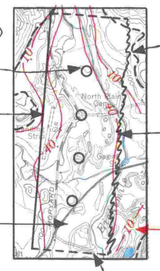

INSET MAP SCALE 1:24,000

1 ½ 0 1 Mile

1 0.5 0 1 Kilometer

CONTOUR INTERVAL 10 FEET (3.0 Meters)
Datum is National Geodetic Vertical Datum of 1929

LOCATION MAP SCALE 1:125,000

0 1 2 3 4 5 Miles

0 1 2 3 4 5 Kilometers

Base by the U. S. Geological Survey

Model no. 4A
Average T.5000 ft²/day
Average saturated thickness 68 ft.
8 hypothetical wells
pumping average of 373 gal/min
can withdraw 4.3 Mgal/d

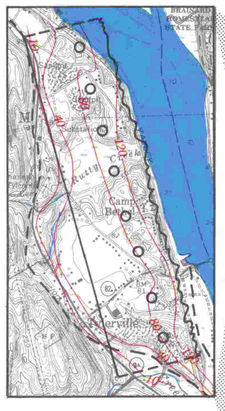

Model no. 8A
Average T.2000 ft²/day
Average saturated thickness 37 ft.
9 hypothetical wells
pumping average of 89 gal/min
can withdraw 1.2 Mgal/d

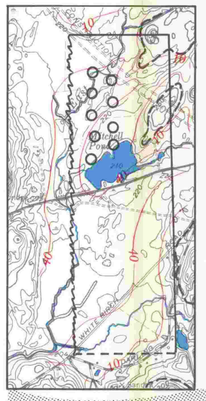

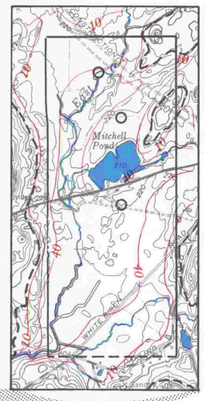

Model no. 8B
Average T.1700 ft²/day
Average saturated thickness 38 ft.
3 hypothetical wells
pumping average of 84 gal/min
can withdraw 0.4 Mgal/d

Model no. 2 A
Average T.3500 ft²/day
Average saturated thickness 45 ft.
3 hypothetical wells
pumping average of 194 gal/min
can withdraw 0.8 Mgal/d

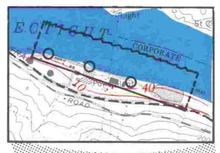

Model no. 1A
Average T.9000 ft²/day
Average saturated thickness 75 ft.
4 hypothetical wells
pumping average of 760 gal/min
can withdraw 4.4 Mgal/d

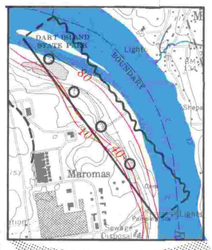

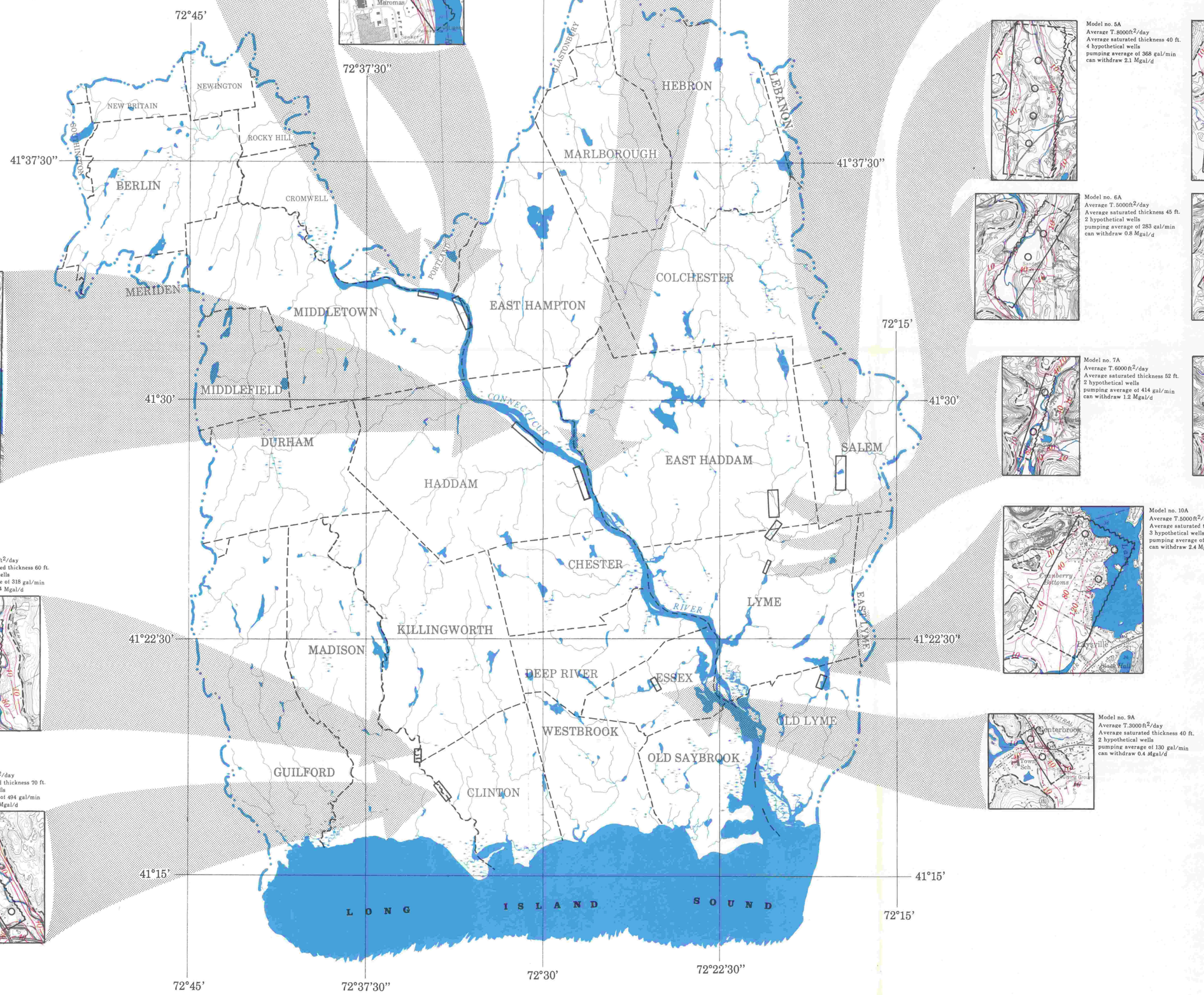

Model no. 5A
Average T.8000 ft²/day
Average saturated thickness 40 ft.
4 hypothetical wells
pumping average of 368 gal/min
can withdraw 2.1 Mgal/d

Model no. 5B
Average T.6500 ft²/day
Average saturated thickness 40 ft.
4 hypothetical wells
pumping average of 230 gal/min
can withdraw 1.3 Mgal/d

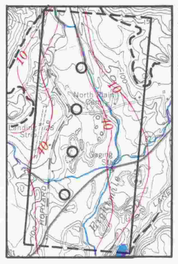

Model no. 6A
Average T.5000 ft²/day
Average saturated thickness 45 ft.
2 hypothetical wells
pumping average of 283 gal/min
can withdraw 0.8 Mgal/d

Model no. 6B
Average T.4200 ft²/day
Average saturated thickness 45 ft.
2 hypothetical wells
pumping average of 176 gal/min
can withdraw 0.5 Mgal/d

Model no. 3A
Average T.5000 ft²/day
Average saturated thickness 77 ft.
6 hypothetical wells
pumping average of 427 gal/min
can withdraw 3.7 Mgal/d

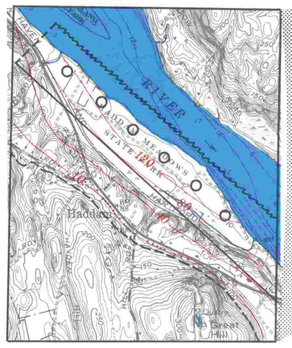

Model no. 7A
Average T.6000 ft²/day
Average saturated thickness 52 ft.
2 hypothetical wells
pumping average of 414 gal/min
can withdraw 1.2 Mgal/d

Model no. 7B
Average T.5000 ft²/day
Average saturated thickness 52 ft.
2 hypothetical wells
pumping average of 182 gal/min
can withdraw 0.5 Mgal/d

Model no. 10A
Average T.5000 ft²/day
Average saturated thickness 93 ft.
3 hypothetical wells
pumping average of 552 gal/min
can withdraw 2.4 Mgal/d

Model no. 11B
Average T.3500 ft²/day
Average saturated thickness 60 ft.
3 hypothetical wells
pumping average of 139 gal/min
can withdraw 0.6 Mgal/d

Model no. 11A
Average T.4000 ft²/day
Average saturated thickness 60 ft.
3 hypothetical wells
pumping average of 318 gal/min
can withdraw 1.4 Mgal/d

Model no. 9A
Average T.3000 ft²/day
Average saturated thickness 40 ft.
2 hypothetical wells
pumping average of 130 gal/min
can withdraw 0.4 Mgal/d

Model no. 12B
Average T.5300 ft²/day
Average saturated thickness 70 ft.
3 hypothetical wells
pumping average of 232 gal/min
can withdraw 1.0 Mgal/d

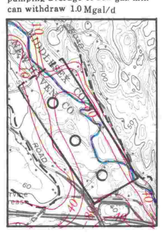

Model no. 12A
Average T.5600 ft²/day
Average saturated thickness 70 ft.
3 hypothetical wells
pumping average of 494 gal/min
can withdraw 2.1 Mgal/d

MAJOR AREAS FAVORABLE FOR GROUND-WATER DEVELOPMENT