(200)
WRi
no. 35-75
c.2 in process.

# STATISTICAL SUMMARIES OF INDIANA STREAMFLOW DATA

U.S. GEOLOGICAL SURVEY
RESTON, VA.
MAY 06 1976
LIBRARY

U.S. GEOLOGICAL SURVEY

Water-Resources Investigations 35-75

# STATISTICAL SUMMARIES OF INDIANA STREAMFLOW DATA

by R. G. Horner

---

U.S. GEOLOGICAL SURVEY

Water-Resources Investigations 35-75

Prepared in cooperation with

Indiana Department of Natural Resources

Division of Water

February 1976

UNITED STATES DEPARTMENT OF THE INTERIOR

Thomas S. Kleppe, Secretary

GEOLOGICAL SURVEY

V. E. McKelvey, Director

---

WRI/Open File

For additional information write to:

U.S. Geological Survey
1819 N. Meridian Street
Indianapolis, Indiana 46202

## CONTENTS


| | Page |
|---|---|
| Abstract | 1 |
| Introduction | 1 |
| Presentation of data | 1 |
| Duration tables of daily discharges | 2 |
| Lowest mean discharge each year for specified consecutive periods | 2 |
| Highest mean discharge each year for specified consecutive periods | 2 |
| Statistics for monthly and annual mean discharges | 2 |
| Annual peak discharges | 4 |
| Information available | 4 |
| Selected references | 5 |
| Appendix | 7 |


## ILLUSTRATIONS


| | Page |
|---|---|
| Figure 1. Map showing location of gaging stations in Indiana for which statistics are given | 8 |


## TABLES


| | Page |
|---|---|
| Table 1. Bar chart showing streamflow stations, in downstream order, and period of record used | 11 |
| 2. Statistical summaries | 15 |

FACTORS FOR CONVERTING ENGLISH UNITS TO INTERNATIONAL SYSTEM (SI) UNITS

| Multiply English units | by | To obtain SI units |
|---|---|---|
| feet (ft) | 0.3048 | metres (m) |
| square miles ($mi^2$) | 2.590 | square kilometres ($km^2$) |
| cubic feet per second ($ft^3/s$) | .02832 | cubic metres per second ($m^3/s$) |

# STATISTICAL SUMMARIES OF INDIANA STREAMFLOW DATA

by R. G. Horner

## ABSTRACT

Complete statistical analyses are presented in tabular form for all gaging stations in Indiana, regardless of length of record. Each station analysis includes lowest and highest mean daily discharges, flow duration, statistics on normal monthly means, statistics on normal annual means, statistics on log monthly means, statistics on log annual means, and annual peak discharges.

## INTRODUCTION

The Indiana district of the U.S. Geological Survey, as part of a nationwide study in 1970, evaluated the streamflow data-collection program in Indiana through the 1968 water year. During this evaluation, large amounts of data were processed and analyzed by computer. Additional data have been collected, and new stations have been added since the 1968 water year. This report, prepared in cooperation with the Indiana Department of Natural Resources, updates the original evaluation.

Data from all gaging stations in Indiana, regardless of length of record, were analyzed and are presented in this report. This amounts to approximately 4,500 station-years of data. Two analyses were run for gaging stations in operation before and after construction of a reservoir upstream from the gage. One analysis concerns the data collected before construction began; the second analysis concerns the data collected after construction was completed.

## PRESENTATION OF DATA

The data obtained as computer output are too voluminous to be published in their entirety. Therefore, this report contains only those summaries most frequently used by consultants and water managers.

Data are given for each complete water year of record--October 1 to September 30 of the indicated year. Because all stations regardless of length of record are presented, a bar chart listing periods of record for each station, in downstream order, is given after the selected references.

The various types of data that were tabulated are discussed in the following five subsections of this report.

## Duration Tables of Daily Discharges

Duration tables of daily discharges show the number of days in each water year in each of about 30 discharge ranges and the percentages of days given daily discharges were equalled or exceeded for the period of record.

## Lowest Mean Discharge Each Year for Specified Consecutive Periods

The tables show the lowest mean discharge for each climatic year (ending March 31 of the indicated year) for 1-, 3-, 7-, 14-, 30-, 60-, 90-, 120-, 183-, and 365-consecutive days. The climatic year is used instead of the water year because the former encompasses the annual low-flow period, which usually begins in late summer and may extend past the end of the water year.

The order numbers (ranks) of the annual low flows for each station are included for use in plotting frequency curves.

## Highest Mean Discharge Each Year for Specified Consecutive Periods

Tables of high flow show the highest mean discharge for each water year for 1-, 3-, 7-, 15-, 30-, 60-, 90-, 120-, 183-, and 365-consecutive days. Order numbers, with the highest discharge as number 1, are included.

## Statistics on Monthly and Annual Mean Discharges

Statistics have been calculated using both the normal (natural) values and the logarithms of the monthly and annual mean discharges. The following statistics have been computed for monthly discharges:

(1) Mean.--The central value of the discharges around which the distribution is dispersed. It is computed by dividing the summation of the values by the number of values. The mean is denoted by the symbol "x".

(2) Variance.--Variance is a measure of variability of the discharges about their mean and is mathematically expressed as:

$$(S_x)^2 = \frac{\Sigma(x-\bar{x})^2}{N-1}$$

where:

x = discharge, $\bar{x}$ = mean of the discharge, and

N = total number of discharges.

(3) Standard deviation.--Standard deviation is a measure of the dispersion of the discharges about the mean. If the discharges are normally distributed, that is if their values plot in nearly a straight line on normal probability paper, two-thirds of the discharges are between the value of one standard deviation less than the mean and the value of one standard deviation greater than the mean. Mathematically, the standard deviation ($S_x$) is the square root of the variance or:

$$S_x = \left( \frac{\Sigma(x-\bar{x})^2}{N-1} \right)^{1/2}$$

Because the standard deviation is in cubic feet per second, it is not a good indicator for comparing large and small streams. However, the standard deviation in log units is dimensionless and can be used as a variability index for comparing large and small streams. For example, a standard deviation of 0.10 log units indicates that two-thirds of the yearly values lie between +26 percent and -21 percent of the mean.

(4) Skewness.--Coefficient of skew is an index of the degree of distortion from symmetry exhibited by a frequency distribution. A negative skewness implies a left-skewed distribution (the mean is less than the median), and a positive value implies a right-skewed distribution (the mean is greater than the median). Coefficient of skew (g) is calculated by:

$$g = \frac{(x-\bar{x})^3}{(S_x)^3}$$

(5) Coefficient of variation.--The coefficient of variation is a dimensionless index that can be used for comparing variability of streams. The coefficient of variation ($C_v$) is calculated by:

$$C_v = \frac{S_x}{\bar{x}}$$

(6) Percentage of average flow.--This is the ratio of the mean monthly flow to the mean annual flow. The ratio is computed for the total length of record at each station.

All these statistics except item 6 were computed for annual discharges.

In the normal and the logarithmic tables of monthly means and annual means, values of both cubic feet per second and logarithms of cubic feet per second are shown for each month. Each value is given in scientific notation, which results in each value being followed by an exponent, designated by the letter "E". The number that follows the "E" indicates the direction and number of places the decimal is moved to show the value

in the conventional notation. If a minus sign is present, the decimal is to be moved to the left; if no sign is present the decimal is moved to the right.

Example: 0.3069 E-02 yields 0.003069,
and 0.3069 E+02 yields 30.69.

## Annual Peak Discharges

The annual peak discharge is the maximum instantaneous discharge that occurred in that year.

## INFORMATION AVAILABLE

In condensing this report to a useable tool for consultants and water managers, some of the information obtained during compilation was omitted. This information is available on request from either the U.S. Geological Survey or the Division of Water of the Indiana Department of Natural Resources:

(1) Number and percentage of zero-flow days for each year.

(2) Number and percentage of zero-flow days for each month.

(3) Normal monthly and annual means for each year.

(4) A correlation matrix and a serial correlation coefficient for item (3).

(5) Log monthly and annual means for each year.

(6) A correlation matrix and a serial correlation coefficient for each item (5).

(7) Statistics and the Log Pearson type III recurrence-interval plots for the 1-, 3-, 7-, 14-, 30-, and 60-day low flows and for the 1-, 3-, 7-, 15-, 30-, and 60-day high flows.

(8) Monthly duration tables.

## SELECTED REFERENCES

Benjamin, J. R., and Cornell, C. A., 1970, Probability, statistics, and decision for civil engineers: New York, N.Y., McGraw-Hill Book Company, p. 145-147.

Davis, L. G., 1974, Floods in Indiana: Technical manual for estimating their magnitude and frequency: U.S. Geol. Survey Circ. 710, p. 20-28.

Hoggatt, R. E., 1962, Low-flow characteristics of Indiana streams: U.S. Geol. Survey open-file report, 161 p.

Jorgensen, L. N., Rose, M. A., Busch, R. D., and Bader, J. S., 1971, California streamflow characteristics: U.S. Geol. Survey open-file report, 657 p.

Knutilla, R. L., 1970, Statistical summaries of Michigan streamflow data: U.S. Geol. Survey open-file report, 283 p.

Langbein, W. B., and Iseri, K. T., 1960, General introduction and hydrologic definitions: U.S. Geol. Survey Water-Supply Paper 1541-A, 29 p.

Riggs, H. C., 1968, Some statistical tools in hydrology: U.S. Geol. Survey Techniques Water-Resources Inv., book 4, chap. A1, 39 p.

_____1969, Frequency curves: U.S. Geol. Survey Techniques Water-Resources Inv., book 4, chap. A2, 15 p.

Rohne, P. B., Jr., 1972, Low-flow characteristics of Indiana streams: U.S. Geol. Survey open-file report, 322 p.

U.S. Geological Survey, 1957, Compilation of records of surface waters of the United States through September 1950, Part 3-A, Ohio River Basin except Cumberland and Tennessee River Basins: U.S. Geol. Survey Water-Supply Paper 1305, p. 16-25.

_____1958, Compilation of records of surface waters of the United States through September 1950, Part 4, St. Lawrence River Basin: U.S. Geol. Survey Water-Supply 1307, p. 14-20.

_____1959, Compilation of records of surface waters of the United States through September 1950, Part 5, Hudson Bay and upper Mississippi River Basins: U.S. Geol. Survey Water-Supply Paper 1308, p. 15-24.

_____1973, Water resources data for Indiana, 1972: U.S. Geol. Survey, Indianapolis, Indiana, 330 p.

# APPENDIX

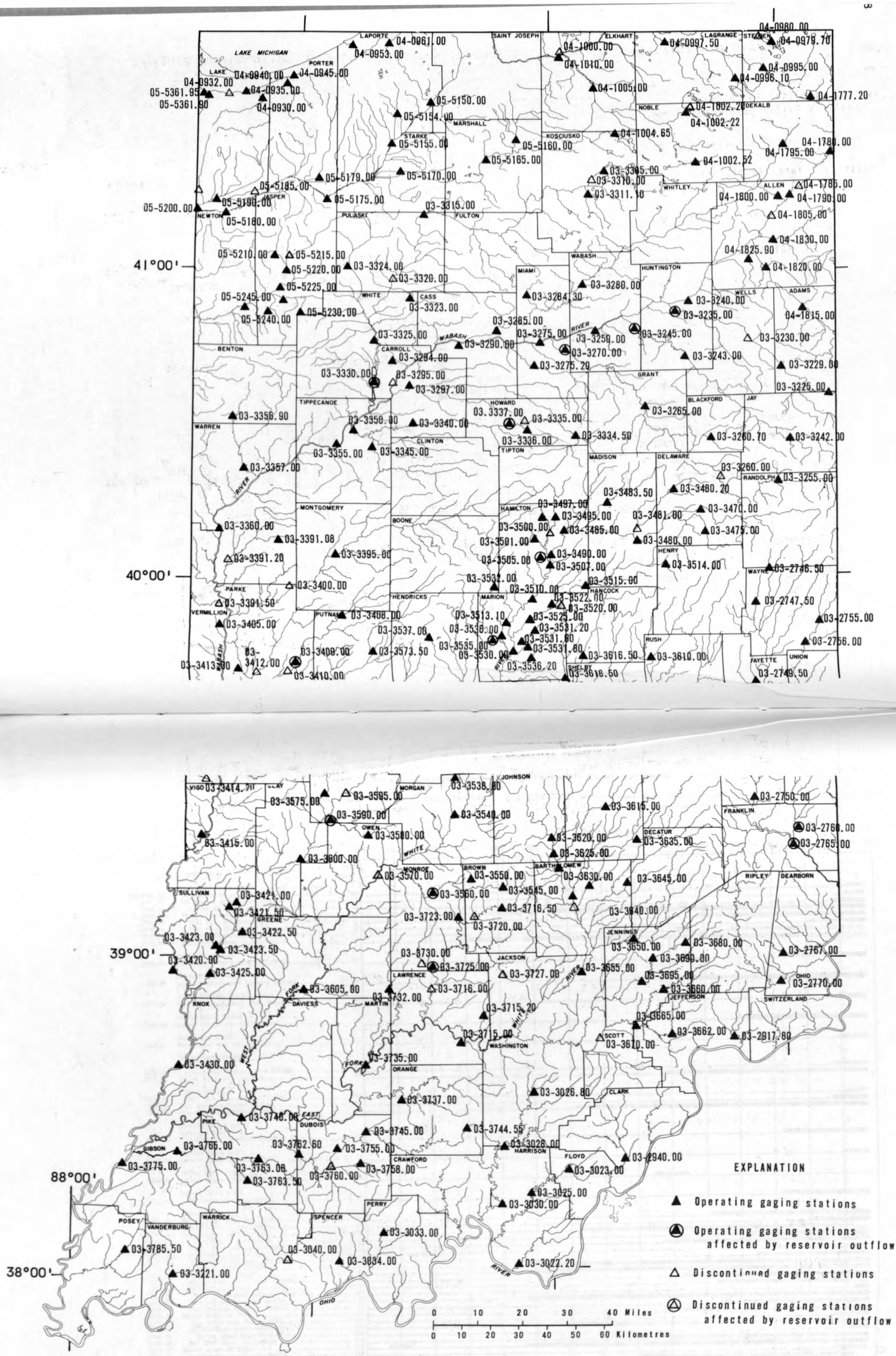


Figure 1.--Location of gaging stations in Indiana for which statistics are given.

Table 1.--Streamflow stations, in downstream order, and period of record

Continuous period of record regulated by natural controls

Continuous period of record regulated by a reservoir or another unnatural control

| | | Page |
|---|---|---|
| | OHIO RIVER BASIN | |
| | GREAT MIAMI RIVER BASIN | |
| 03-2746.50 | Whitewater River near Economy | 16 |
| 2747.50 | Whitewater River near Hagerstown | 17 |
| 2749.50 | Little Williams Creek at Connersville | 18 |
| 2750.00 | Whitewater River near Alpine | 20 |
| 2755.00 | East Fork Whitewater River at Richmond | 23 |
| 2756.00 | East Fork Whitewater River at Abington | 25 |
| 2760.00 | East Fork Whitewater River at Brookville | 27 |
| 2765.00 | Whitewater River at Brookville | 29 |
| | HOGAN CREEK BASIN | |
| 2767.00 | South Hogan Creek near Dillsboro | 32 |
| | LAUGHERY CREEK BASIN | |
| 2770.00 | Laughery Creek near Farmers Retreat | 34 |
| | INDIAN-KENTUCK CREEK BASIN | |
| 2917.80 | Indian-Kentuck Creek near Canaan | 37 |
| | SILVER CREEK BASIN | |
| 2940.00 | Silver Creek near Sellersburg | 39 |
| | BUCK CREEK BASIN | |
| 3022.20 | Buck Creek near New Middletown | 41 |
| | INDIAN CREEK BASIN | |
| | Indian Creek: | |
| 3023.00 | Little Indian Creek near Galena | 43 |
| 3025.00 | Indian Creek near Corydon | 45 |
| | BLUE RIVER BASIN | |
| 3026.80 | West Fork Blue River at Salem | 48 |
| 3028.00 | Blue River at Fredericksburg | 50 |
| 3030.00 | Blue River near White Cloud | 52 |
| | ANDERSON RIVER BASIN | |
| | Anderson River: | |
| 3033.00 | Middle Fork Anderson River at Bristow | 55 |
| | CROOKED CREEK BASIN | |
| 3034.00 | Crooked Creek at Santa Claus | 57 |
| | LITTLE PIGEON CREEK BASIN | |
| 3040.00 | Little Pigeon Creek near Tennyson | 59 |
| | PIGEON CREEK BASIN | |
| 3221.00 | Pigeon Creek at Evansville | 61 |
| | WABASH RIVER BASIN | |
| 3225.00 | Wabash River near New Corydon | 63 |
| 3229.00 | Wabash River at Linn Grove | 65 |
| 3230.00 | Wabash River at Bluffton | 67 |
| 3235.00 | Wabash River at Huntington | 70 |
| 3240.00 | Little River near Huntington | 73 |
| 3242.00 | Salamonie River at Portland | 75 |
| 3243.00 | Salamonie River near Warren | 77 |
| 3245.00 | Salamonie River at Dora | 79 |
| 3250.00 | Wabash River at Wabash | 83 |
| 3255.00 | Mississinewa River near Ridgeville | 87 |
| 3260.00 | Mississinewa River near Eaton | 89 |
| 3260.70 | Bick Lick Creek near Hartford City | 91 |
| 3265.00 | Mississinewa River at Marion | 93 |
| 3270.00 | Mississinewa River at Peoria | 97 |
| 3275.00 | Wabash River at Peru | 100 |
| 3275.20 | Pipe Creek near Bunker Hill | 103 |
| 3280.00 | Eel River at North Manchester | 105 |
| 3284.30 | Weesau Creek near Deedsville | 108 |
| 3285.00 | Eel River near Logansport | 110 |
| 3290.00 | Wabash River at Logansport | 112 |
| 3294.00 | Rattlesnake Creek near Patton | 116 |
| 3295.00 | Wabash River at Delphi | 118 |
| 3297.00 | Deer Creek near Delphi | 121 |
| 3305.00 | Tippecanoe River at Oswego | 123 |



OHIO RIVER BASIN (Continued)


| | | Page |
|---|---|---|
| | WABASH RIVER BASIN (Continued) | |
| | Wabash River at Delphi (Continued) | |
| 3310.00 | Tippecanoe River near Warsaw | 125 |
| 3311.10 | Walnut Creek near Warsaw | 127 |
| 3315.00 | Tippecanoe River near Ora | 129 |
| 3320.00 | Tippecanoe River at Pulaski | 131 |
| | Indian Creek: | |
| 3323.00 | Little Indian Creek near Royal Center | 133 |
| 3324.00 | Big Monon Creek near Francesville | 135 |
| 3325.00 | Tippecanoe River near Monticello | 137 |
| 3330.00 | Tippecanoe River near Delphi | 140 |
| 3334.50 | Wildcat Creek near Jerome | 143 |
| 3335.00 | Wildcat Creek at Greentown | 145 |
| 3336.00 | Kokomo Creek near Kokomo | 147 |
| 3337.00 | Wildcat Creek at Kokomo | 149 |
| 3340.00 | Wildcat Creek at Owasco | 151 |
| 3345.00 | South Fork Wildcat Creek near Lafayette | 154 |
| 3350.00 | Wildcat Creek near Lafayette | 156 |
| 3355.00 | Wabash River at Lafayette | 158 |
| 3356.90 | Mud Pine Creek near Oxford | 161 |
| 3357.00 | Big Pine Creek near Williamsport | 163 |
| 3360.00 | Wabash River at Covington | 165 |
| | Coal Creek: | |
| 3391.08 | East Fork Coal Creek near Hillsboro | 168 |
| 3391.20 | Coal Creek at Coal Creek | 170 |
| 3391.50 | Little Vermilion River near Newport | 172 |
| 3395.00 | Sugar Creek at Crawfordsville | 174 |
| 3400.00 | Sugar Creek near Byron | 177 |
| 3405.00 | Wabash River at Montezuma | 179 |
| 3408.00 | Big Raccoon Creek near Fincastle | 182 |
| 3409.00 | Big Raccoon Creek near Ferndale | 184 |
| 3410.00 | Big Raccoon Creek at Mansfield | 186 |
| 3412.00 | Little Raccoon Creek at Catlin | 188 |
| 3413.00 | Big Raccoon Creek at Coxville | 190 |
| 3414.20 | Brouiletts Creek near Universal | 192 |
| 3415.00 | Wabash River at Terre Haute | 194 |
| 3420.00 | Wabash River at Riverton | 197 |
| 3421.00 | Busseron Creek near Hymera | 200 |
| 3421.50 | West Fork Busseron Creek near Hymera | 202 |
| | Big Branch: | |
| 3422.50 | Mud Creek near Dugger | 204 |
| 3423.00 | Busseron Creek near Sullivan | 206 |
| 3423.50 | Buttermilk Creek near Paxton | 208 |
| 3425.00 | Busseron Creek near Carlisle | 210 |
| 3430.00 | Wabash River at Vincennes | 213 |
| | White River: | |
| 3470.00 | White River at Muncie | 216 |
| 3475.00 | Buck Creek near Muncie | 219 |
| 3480.00 | White River at Anderson | 221 |
| 3480.20 | Killbuck Creek near Gaston | 224 |
| 3481.00 | Killbuck Creek near Anderson | 226 |
| 3483.50 | Pipe Creek at Frankton | 227 |
| 3485.00 | White River near Noblesville | 229 |
| 3490.00 | White River at Noblesville | 232 |
| 3495.00 | Cicero Creek near Arcadia | 234 |
| 3497.00 | Little Cicero Creek near Arcadia | 236 |
| 3500.00 | Cicero Creek near Cicero | 238 |
| 3501.00 | Hinkle Creek near Cicero | 240 |
| 3505.00 | Cicero Creek at Noblesville | 242 |
| 3507.00 | Stoney Creek near Noblesville | 244 |
| 3510.00 | White River near Nora | 246 |
| 3513.10 | Crooked Creek at Indianapolis | 249 |
| | Fall Creek: | |
| 3514.00 | Sugar Creek near Middletown | 251 |
| 3515.00 | Fall Creek near Fortville | 253 |
| 3520.00 | Lawrence Creek at Fort Benjamin Harrison | 255 |
| 3522.00 | Mud Creek at Indianapolis | 257 |
| 3525.00 | Fall Creek at Millersville | 259 |
| 3530.00 | White River at Indianapolis | 263 |


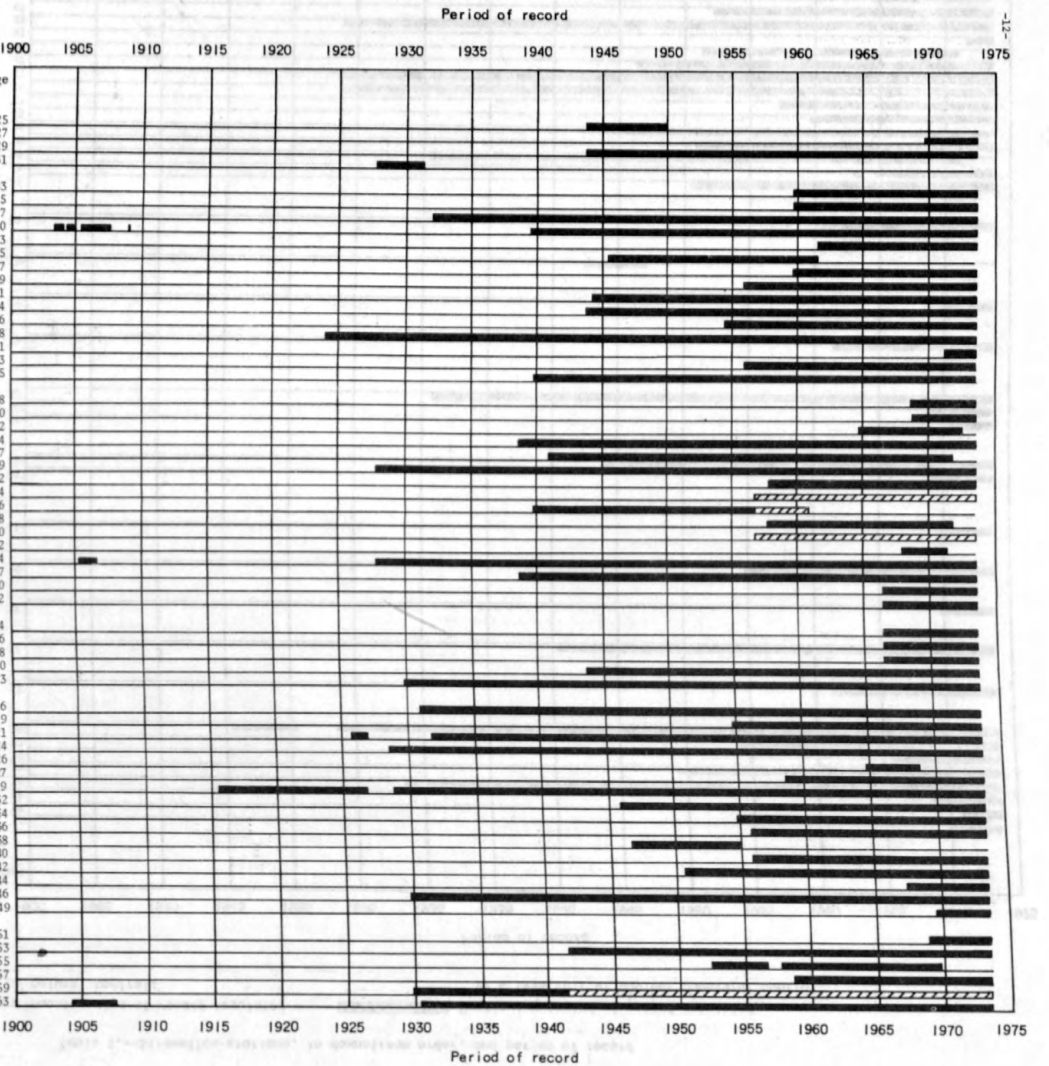

OHIO RIVER BASIN (Continued)

WABASH RIVER BASIN (Continued)

Wabash River at Vincennes (Continued)

White River at Indianapolis (Continued)

| | | Page |
|---|---|---|
| 3531.20 | Pleasant Run at Arlington Avenue at Indpls... | 266 |
| 3531.60 | Pleasant Run at Brookville Road at Indpls.... | 268 |
| 3531.80 | Bean Creek at Indianapolis..... | 270 |
| 3532.00 | Eagle Creek at Zionsville..... | 272 |
| 3535.00 | Eagle Creek at Indianapolis..... | 274 |
| 3536.00 | Little Eagle Creek at Speedway..... | 277 |
| 3536.20 | Lick Creek at Indianapolis..... | 279 |
| | White Lick Creek: | |
| 3537.00 | West Fork White Lick Creek at Danville..... | 281 |
| 3538.00 | White Lick Creek near Mooresville..... | 283 |
| 3540.00 | White River near Centerton..... | 285 |
| 3545.00 | Beanblossom Creek at Beanblossom..... | 287 |
| 3550.00 | Bear Creek near Trevlac..... | 289 |
| 3560.00 | Beanblossom Creek at Dolan..... | 291 |
| 3570.00 | White River at Spencer..... | 294 |
| | Eel River: | |
| 3573.50 | Plum Creek near Bainbridge..... | 297 |
| 3575.00 | Big Walnut Creek near Reelsville..... | 299 |
| 3580.00 | Mill Creek near Cataract..... | 301 |
| 3590.00 | Mill Creek near Manhattan..... | 303 |
| 3595.00 | Deer Creek near Putnamville..... | 306 |
| 3600.00 | Eel River at Bowling Green..... | 308 |
| 3605.00 | White River at Newberry..... | 312 |
| 3610.00 | Big Blue River at Carthage..... | 315 |
| 3615.00 | Big Blue River at Shelbyville..... | 317 |
| 3616.50 | Sugar Creek at New Palestine..... | 319 |
| 3618.50 | Buck Creek at Acton..... | 321 |
| 3620.00 | Youngs Creek near Edinburg..... | 323 |
| 3625.00 | Sugar Creek near Edinburg..... | 326 |
| 3630.00 | Driftwood River near Ediburg..... | 329 |
| 3635.00 | Flatrock River at St. Paul..... | 331 |
| 3639.00 | Flatrock River at Columbus..... | 334 |
| 3640.00 | East Fork White River at Columbus..... | 336 |
| 3642.00 | Haw Creek near Clifford..... | 338 |
| 3645.00 | Clifty Creek at Hartsville..... | 340 |
| 3650.00 | Sand Creek near Brewersville..... | 342 |
| 3655.00 | East Fork White River at Seymour..... | 344 |
| 3660.00 | Graham Creek near Vernon..... | 347 |
| | Big Creek: | |
| 3662.00 | Harberts Creek near Madison..... | 349 |
| 3665.00 | Muscatatuck River near Deputy..... | 351 |
| 3670.00 | Muscatatuck River near Austin..... | 353 |
| | Vernon Fork: | |
| 3680.00 | Brush Creek near Nebraska..... | 355 |
| 3690.00 | Vernon Fork near Butlerville..... | 357 |
| 3695.00 | Vernon Fork at Vernon..... | 360 |
| 3715.00 | East Fork White River near Bedford..... | 363 |
| 3715.20 | Back Creek at Leesville..... | 365 |
| | Middle Fork Salt Creek: | |
| 3716.00 | South Fork Salt Creek at Kurtz..... | 367 |
| 3716.50 | North Fork Salt Creek at Nashville..... | 369 |
| 3720.00 | North Fork Salt Creek near Belmont..... | 371 |
| 3723.00 | Stephens Creek near Bloomington..... | 373 |
| 3725.00 | Salt Creek near Harrodsburg..... | 375 |
| 3727.00 | Clear Creek near Harrodsburg..... | 378 |
| 3730.00 | Salt Creek near Peerless..... | 380 |
| 3732.00 | Indian Creek near Springville..... | 382 |
| 3735.00 | East Fork White River at Shoals..... | 384 |
| 3737.00 | Lost River near West Baden Springs..... | 388 |
| 3740.00 | White River at Petersburg..... | 390 |
| 3744.55 | Patoka River near Hardinsburg..... | 393 |
| 3745.00 | Patoka River near Ellsworth..... | 395 |
| 3755.00 | Patoka River at Jasper..... | 397 |
| | Straight River: | |
| 3758.00 | Hall Creek near St. Anthony..... | 399 |
| 3760.00 | Patoka River near Jasper..... | 401 |
| 3762.60 | Flat Creek near Otwell..... | 403 |
| 3763.00 | Patoka River at Winslow..... | 405 |
| 3763.50 | South Fork Patoka River near Spurgeon..... | 407 |
| 3765.00 | Patoka River near Princeton..... | 409 |
| 3775.00 | Wabash River at Mt. Carmel, Ill..... | 412 |
| 3785.50 | Big Creek near Wadesville..... | 415 |

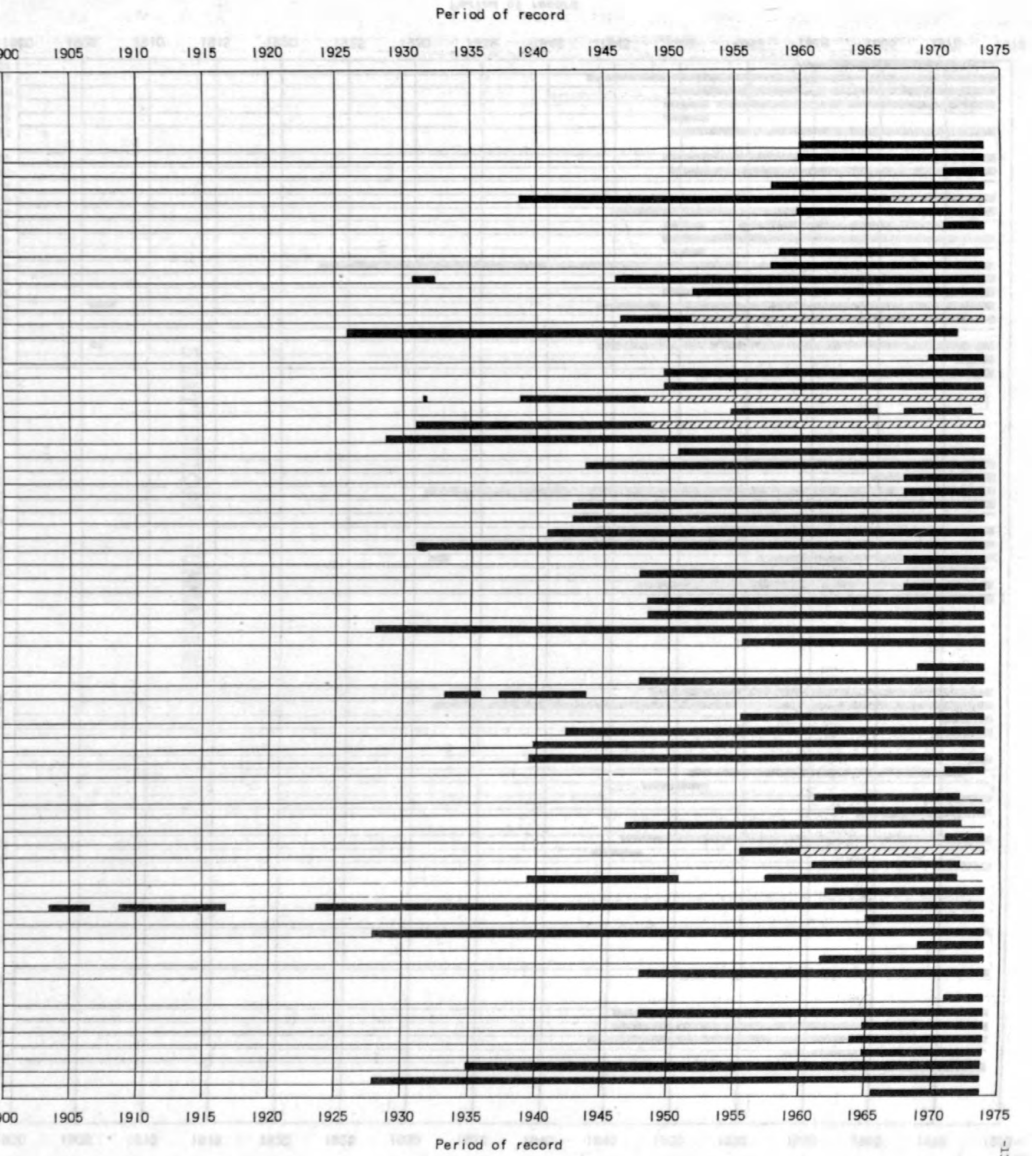

Period of record

1900 1905 1910 1915 1920 1925 1930 1935 1940 1945 1950 1955 1960 1965 1970 1975


| | | Page |
|---|---|---|
| | STREAMS TRIBUTARY TO LAKE MICHIGAN | |
| | BURNS WATERWAY | |
| 04-0930.00 | Deep River at Lake George Outlet at Hobart | 417 |
| 0932.00 | Little Calumet River at Gary | 419 |
| 0935.00 | Burns Ditch at Gary | 421 |
| 0940.00 | Little Calumet River at Porter | 423 |
| 0945.00 | Salt Creek near McCool | 425 |
| | TRAIL CREEK BASIN | |
| 0953.00 | Trail Creek at Michigan City | 427 |
| | GALIEN RIVER BASIN | |
| 0961.00 | Galena River near LaPorte | 429 |
| | ST JOSEPH RIVER BASIN | |
| | St. Joseph River: | |
| | Fawn River: | |
| 0979.70 | Lime Lake Outlet at Panama | 431 |
| 0980.00 | Fawn River at Orland | 433 |
| 0995.00 | Pigeon Creek near Angola | 435 |
| | Turkey Creek: | |
| 0996.10 | Pretty Lake Inlet near Stroh | 437 |
| 0997.50 | Pigeon River near Scott | 439 |
| 1000.00 | Christiana Creek at Elkhart | 441 |
| 1002.20 | North Branch Elkhart River near Cosperville | 443 |
| 1002.22 | North Branch Elkhart River at Cosperville | 445 |
| | South Branch Elkhart River: | |
| 1002.52 | Forker Creek near Burr Oak | 447 |
| 1004.65 | Turkey Creek at Syracuse | 449 |
| 1005.00 | Elkhart River at Goshen | 451 |
| 1010.00 | St. Joseph River at Elkhart | 454 |
| | STREAMS TRIBUTARY TO LAKE ERIE | |
| | MAUMEE RIVER BASIN | |
| | St. Joseph River (head of Maumee River): | |
| 1777.20 | Fish Creek at Hamilton | 457 |
| 1780.00 | St. Joseph River near Newville | 459 |
| 1785.00 | St. Joseph River at Hursh | 461 |
| 1790.00 | St. Joseph River at Cedarville | 462 |
| 1795.00 | Cedar Creek at Auburn | 464 |
| 1800.00 | Cedar Creek near Cedarville | 466 |
| 1805.00 | St. Joseph River near Fort Wayne | 468 |
| 1815.00 | St. Marys River at Decatur | 470 |
| 1820.00 | St. Marys River near Fort Wayne | 472 |
| 1825.90 | Harber Ditch at Fort Wayne | 475 |
| 1830.00 | Maumee River at New Haven | 477 |
| | UPPER MISSISSIPPI RIVER BASIN | |
| | ILLINOIS RIVER BASIN | |
| 05-5150.00 | Kankakee River near North Liberty | 479 |
| 5154.00 | Kingsbury Creek near LaPorte | 481 |
| 5155.00 | Kankakee River at Davis | 483 |
| 5160.00 | Yellow River near Bremen | 486 |
| 5165.00 | Yellow River at Plymouth | 488 |
| 5170.00 | Yellow River at Knox | 490 |
| 5175.00 | Kankakee River at Dunns Bridge | 492 |
| 5179.00 | Cobb Ditch near Kouts | 494 |
| 5180.00 | Kankakee River at Shelby | 496 |
| 5185.00 | Singleton Ditch near Hebron | 499 |
| 5190.00 | Singleton Ditch at Schneider | 500 |
| 5195.00 | West Creek near Schneider | 502 |
| 5200.00 | Singleton Ditch at Illinoi, Ill | 504 |
| 5210.00 | Iroquois River at Rosebud | 506 |
| 5215.00 | Oliver Ditch near Aix | 508 |
| 5220.00 | Iroquois River near North Marion | 509 |
| 5225.00 | Iroquois River at Rensselaer | 511 |
| | Slough Creek: | |
| 5230.00 | Bice Ditch near South Marion | 513 |
| 5235.00 | Slough Creek near Collegeville | 515 |
| 5240.00 | Carpenter Creek at Egypt | 517 |
| 5245.00 | Iroquois River near Foresman | 519 |
| 5361.90 | Hart ditch at Munster | 521 |
| 5361.95 | Little Calumet River at Munster | 523 |


1900 1905 1910 1915 1920 1925 1930 1935 1940 1945 1950 1955 1960 1965 1970 1975

Period of record

# STATISTICAL SUMMARIES

## 03274650 Whitewater River near Economy, Ind.

LOCATION.--Lat 40°00'05", long 85°06'56", in NW¼NE¼ sec.19, T.18 N., R.13 E., Wayne County, on right bank 6 ft (1.8 m) downstream from bridge on Wayne County Line Road, 1.7 miles (2.7 km) upstream from Little Creek and 2.4 miles (3.9 km) northwest of Economy.

DRAINAGE AREA.--10.4 $mi^2$ (26.9 $km^2$).

### DURATION TABLE OF DAILY DISCHARGE FOR YEAR ENDING SEPTEMBER 30

| CLASS | 0 | 1 | 2 | 3 | 4 | 5 | 6 | 7 | 8 | 9 | 10 | 11 | 12 | 13 | 14 | 15 | 16 | 17 | 18 | 19 | 20 | 21 | 22 | 23 | 24 | 25 | 26 | 27 | 28 | 29 | 30 | 31 | 32 | 33 | 34 | CFS-DAYS |
|---|---|---|---|---|---|---|---|---|---|---|---|---|---|---|---|---|---|---|---|---|---|---|---|---|---|---|---|---|---|---|---|---|---|---|---|---|
| YEAR | NUMBER OF DAYS IN CLASS | | | | | | | | | | | | | | | | | | | | | | | | | | | | | | | | | | | |
| 1971 | | | 3 | 42 | 74 | 29 | 19 | 20 | 12 | 23 | 11 | 21 | 14 | 13 | 11 | 14 | 8 | 7 | 7 | 8 | 4 | 2 | 4 | 3 | 3 | 3 | 1 | 3 | 1 | 2 | 1 | 1 | 1 | | | 2295.6 |
| 1972 | | 14 | 21 | 27 | 2 | 8 | 20 | 24 | 10 | 12 | 8 | 16 | 14 | 23 | 32 | 26 | 21 | 14 | 12 | 8 | 5 | 13 | 5 | 6 | 9 | 5 | 3 | 4 | 2 | | 1 | 1 | | | | 3134.3 |
| 1973 | | | | | | | 5 | 17 | 13 | 11 | 12 | 15 | 23 | 17 | 31 | 16 | 24 | 14 | 14 | 21 | 23 | 22 | 19 | 18 | 14 | 11 | 3 | 2 | 5 | 7 | 1 | 2 | 2 | 1 | 2 | 6817.3 |

| CLASS | CFS | TOTAL | ACCUM | PERCT | CLASS | CFS | TOTAL | ACCUM | PERCT | CLASS | CFS | TOTAL | ACCUM | PERCT | CLASS | CFS | TOTAL | ACCUM | PERCT |
|---|---|---|---|---|---|---|---|---|---|---|---|---|---|---|---|---|---|---|---|
| 0 | 0.00 | 0 | 1096 | 100.0 | 9 | 1.70 | 46 | 736 | 67.2 | 18 | 10.0 | 33 | 285 | 26.0 | 27 | 59 | 9 | 39 | 3.5 |
| 1 | 0.30 | 14 | 1096 | 100.0 | 10 | 2.10 | 31 | 690 | 63.0 | 19 | 12.0 | 37 | 252 | 23.0 | 28 | 71 | 8 | 30 | 2.7 |
| 2 | 0.40 | 24 | 1082 | 98.7 | 11 | 2.50 | 52 | 659 | 60.1 | 20 | 15.0 | 32 | 215 | 19.6 | 29 | 87 | 9 | 22 | 2.0 |
| 3 | 0.50 | 69 | 1058 | 96.5 | 12 | 3.10 | 51 | 607 | 55.4 | 21 | 18.0 | 37 | 183 | 16.7 | 30 | 110 | 3 | 13 | 1.1 |
| 4 | 0.60 | 76 | 989 | 90.2 | 13 | 3.70 | 53 | 556 | 50.7 | 22 | 22.0 | 28 | 146 | 13.3 | 31 | 130 | 4 | 10 | .9 |
| 5 | 0.80 | 37 | 913 | 83.3 | 14 | 4.50 | 74 | 503 | 45.9 | 23 | 27.0 | 27 | 118 | 10.8 | 32 | 160 | 3 | 6 | .5 |
| 6 | 0.90 | 44 | 876 | 79.9 | 15 | 5.50 | 56 | 429 | 39.1 | 24 | 32.0 | 26 | 91 | 8.3 | 33 | 190 | 1 | 3 | .2 |
| 7 | 1.10 | 61 | 832 | 75.9 | 16 | 6.70 | 53 | 373 | 34.0 | 25 | 40.0 | 19 | 65 | 5.9 | 34 | 230 | 2 | 2 | .1 |
| 8 | 1.40 | 35 | 771 | 70.3 | 17 | 8.20 | 35 | 320 | 29.2 | 26 | 48.0 | 7 | 46 | 4.2 | | | | | |

### LOWEST MEAN DISCHARGE, IN CFS, AND RANKING, FOR THE FOLLOWING NUMBER OF CONSECUTIVE DAYS IN YEAR ENDING MARCH 31

| YEAR | 1 | | 3 | | 7 | | 14 | | 30 | | 60 | | 90 | | 120 | | 183 | | ANNUAL | |
|---|---|---|---|---|---|---|---|---|---|---|---|---|---|---|---|---|---|---|---|---|
| 1972 | 0.40 | 1 | 0.40 | 1 | 0.40 | 1 | 0.40 | 1 | 0.40 | 1 | 0.50 | 1 | 0.60 | 1 | 0.60 | 1 | 0.80 | 1 | 4.90 | 1 |
| 1973 | 0.80 | 2 | 0.80 | 2 | 0.90 | 2 | 0.90 | 2 | 1.00 | 2 | 1.60 | 2 | 2.70 | 2 | 4.10 | 2 | 7.10 | 2 | 18.10 | 2 |

### HIGHEST MEAN DISCHARGE, IN CFS, AND RANKING, FOR THE FOLLOWING NUMBER OF CONSECUTIVE DAYS IN YEAR ENDING SEPTEMBER 30

| YEAR | 1 | | 3 | | 7 | | 15 | | 30 | | 60 | | 90 | | 120 | | 183 | | ANNUAL | |
|---|---|---|---|---|---|---|---|---|---|---|---|---|---|---|---|---|---|---|---|---|
| 1971 | 185.0 | 2 | 110.0 | 2 | 100.0 | 1 | 59.6 | 2 | 38.8 | 2 | 25.1 | 2 | 18.3 | 2 | 15.7 | 2 | 11.7 | 3 | 6.3 | 3 |
| 1972 | 138.0 | 3 | 75.0 | 3 | 50.9 | 3 | 37.9 | 3 | 27.1 | 3 | 20.6 | 3 | 17.0 | 3 | 14.8 | 3 | 13.1 | 2 | 8.6 | 2 |
| 1973 | 253.0 | 1 | 146.0 | 1 | 91.4 | 2 | 83.4 | 1 | 53.0 | 1 | 40.3 | 1 | 31.9 | 1 | 26.7 | 1 | 29.1 | 1 | 18.7 | 1 |

### STATISTICS ON NORMAL MONTHLY MEANS(ALL DAYS)

| OCT | NOV | DEC | JAN | FEB | MARCH | APRIL | MAY | JUNE | JULY | AUG | SEPT |
|---|---|---|---|---|---|---|---|---|---|---|---|
| BY ROWS(MEAN,VARIANCE,STANDARD DEVIATION, SKEWNESS, COEFF. OF VARIATION,PERCENTAGE OF AVERAGE FLOW) | | | | | | | | | | | |
| 0.3065E+01 | 0.1805E+02 | 0.1423E+02 | 0.9279E+01 | 0.1884E+02 | 0.2240E+02 | 0.1898E+02 | 0.8333E+01 | 0.1181E+02 | 0.4222E+01 | 0.1693E+01 | 0.4271E+01 |
| 0.1719E+02 | 0.9142E+03 | 0.1675E+03 | 0.2051E+02 | 0.3527E+03 | 0.2713E+03 | 0.1925E+03 | 0.3245E+01 | 0.9255E+02 | 0.2028E+02 | 0.9692E+00 | 0.3271E+02 |
| 0.4146E+01 | 0.3024E+02 | 0.1294E+02 | 0.4529E+01 | 0.1878E+02 | 0.1647E+02 | 0.1387E+02 | 0.1801E+01 | 0.9620E+01 | 0.4504E+01 | 0.9845E+00 | 0.5719E+01 |
| 0.1727E+01 | 0.1732E+01 | 0.7375E+00 | 0.2384E-01 | 0.1503E+01 | 0.1692E+01 | -0.1732E+01 | -0.8139E+00 | 0.1078E+01 | 0.1506E+01 | -0.1622E+01 | 0.1717E+01 |
| 0.1353E+01 | 0.1675E+01 | 0.9093E+00 | 0.4881E+00 | 0.9968E+00 | 0.7354E+00 | 0.7311E+00 | 0.2162E+00 | 0.8146E+00 | 0.1067E+01 | 0.5817E+00 | 0.1339E+01 |
| 0.2268E+01 | 0.1336E+02 | 0.1053E+02 | 0.6864E+01 | 0.1394E+02 | 0.1657E+02 | 0.1404E+02 | 0.6165E+01 | 0.8737E+01 | 0.3123E+01 | 0.1252E+01 | 0.3160E+01 |

### STATISTICS ON NORMAL ANNUAL MEANS(ALL DAYS)

| MEAN | VARIANCE | STANDARD DEVIATION | SKEWNESS | COEFF. OF VARIATION | SERIAL CORR |
|---|---|---|---|---|---|
| 0.1118E+02 | 0.4349E+02 | 0.6595E+01 | 0.1503E+01 | 0.5900E+00 | 0.1000E+01 |

### STATISTICS ON LOG MONTHLY MEANS(ALL DAYS)

| OCT | NOV | DEC | JAN | FEB | MARCH | APRIL | MAY | JUNE | JULY | AUG | SEPT |
|---|---|---|---|---|---|---|---|---|---|---|---|
| BY ROWS(MEAN,VARIANCE,STANDARD DEVIATION, SKEWNESS, COEFF. OF VARIATION,PERCENTAGE OF AVERAGE FLOW) | | | | | | | | | | | |
| 0.1797E+00 | 0.4158E+00 | 0.9772E+00 | 0.9282E+00 | 0.1118E+01 | 0.1278E+01 | 0.1111E+01 | 0.9136E+00 | 0.9617E+00 | 0.4350E+00 | 0.1523E+00 | 0.3272E+00 |
| 0.3887E+00 | 0.1296E+01 | 0.2823E+00 | 0.5461E-01 | 0.2109E+00 | 0.8744E-01 | 0.3074E+00 | 0.9680E-02 | 0.1548E+00 | 0.2631E+00 | 0.1212E+00 | 0.3905E+00 |
| 0.6234E+00 | 0.1138E+01 | 0.5314E+00 | 0.2337E+00 | 0.4593E+00 | 0.2957E+00 | 0.5544E+00 | 0.9839E-01 | 0.3935E+00 | 0.5129E+00 | 0.3482E+00 | 0.6249E+00 |
| 0.1634E+01 | 0.1659E+01 | -0.8449E+00 | -0.7150E+00 | 0.5837E+00 | 0.1592E+01 | -0.1732E+01 | -0.1049E+01 | -0.1007E+00 | 0.4256E+00 | -0.1699E+01 | 0.1468E+01 |
| 0.3470E+01 | 0.2738E+01 | 0.5437E+00 | 0.2518E+00 | 0.4109E+00 | 0.2313E+00 | 0.4990E+00 | 0.1077E+00 | 0.4092E+00 | 0.1179E+01 | 0.2285E+01 | 0.1910E+01 |
| 0.2042E+01 | 0.4726E+01 | 0.1111E+02 | 0.1055E+02 | 0.1270E+02 | 0.1453E+02 | 0.1263E+02 | 0.1038E+02 | 0.1093E+02 | 0.4944E+01 | 0.1732E+01 | 0.3719E+01 |

### STATISTICS ON LOG ANNUAL MEANS(ALL DAYS)

| MEAN | VARIANCE | STANDARD DEVIATION | SKEWNESS | COEFF. OF VARIATION | SERIAL CORR |
|---|---|---|---|---|---|
| 0.1001E+01 | 0.5935E-01 | 0.2436E+00 | 0.1161E+01 | 0.2434E+00 | 0.1000E+01 |

### ANNUAL PEAKS

| | |
|---|---|
| 1971 | 580 |
| 1972 | 358 |
| 1973 | 630 |

03274750 Whitewater River near Hagerstown, Ind.

LOCATION.--Lat 39°52'25", long 85°09'47", in NE¼NE¼ sec.3, T.16 N., R.12 E., Wayne County, on left bank at downstream side of bridge on Jerry Meyers Road, 1.0 mile (1.6 km) upstream from Pronghorn Run, 1.5 miles (2.4 km) north of Interstate 70, 2.0 miles (3.2 km) downstream from Nettle Creek, and 2.6 miles (4.2 km) south of Hagerstown.

DRAINAGE AREA.--58.7 mi² (152.0 km²).

DURATION TABLE OF DAILY DISCHARGE FOR YEAR ENDING SEPTEMBER 30

| CLASS | 0 | 1 | 2 | 3 | 4 | 5 | 6 | 7 | 8 | 9 | 10 | 11 | 12 | 13 | 14 | 15 | 16 | 17 | 18 | 19 | 20 | 21 | 22 | 23 | 24 | 25 | 26 | 27 | 28 | 29 | 30 | 31 | 32 | 33 | 34 | CFS_DAYS |
|---|---|---|---|---|---|---|---|---|---|---|---|---|---|---|---|---|---|---|---|---|---|---|---|---|---|---|---|---|---|---|---|---|---|---|---|---|
| YEAR | NUMBER OF DAYS IN CLASS | | | | | | | | | | | | | | | | | | | | | | | | | | | | | | | | | | | |
| 1971 | | 15 | 26 | 21 | 60 | 46 | 47 | 25 | 18 | 20 | 16 | 20 | 7 | 9 | 5 | 5 | 5 | | 2 | 4 | 2 | 1 | 1 | 2 | | 1 | | 2 | | 1 | 3 | | 1 | | | 16910.0 |
| 1972 | | 2 | 33 | 47 | 21 | 27 | 23 | 14 | 15 | 30 | 26 | 25 | 20 | 14 | 14 | 13 | 11 | 2 | 7 | 5 | 4 | 1 | 2 | 2 | 1 | 1 | 1 | 2 | | 1 | 1 | 1 | | | | 19970.0 |
| 1973 | | | | | 19 | 28 | 11 | 10 | 15 | 9 | 16 | 31 | 40 | 23 | 27 | 19 | 28 | 10 | 15 | 12 | 15 | 10 | 2 | 5 | 2 | 2 | 1 | 4 | 5 | 1 | 2 | | 1 | 2 | | 37341.0 |

| CLASS | CFS | TOTAL | ACCUM | PERCT | CLASS | CFS | TOTAL | ACCUM | PERCT | CLASS | CFS | TOTAL | ACCUM | PERCT | CLASS | CFS | TOTAL | ACCUM | PERCT |
|---|---|---|---|---|---|---|---|---|---|---|---|---|---|---|---|---|---|---|---|
| 0 | 0.00 | 0 | 1096 | 100.0 | 9 | 34.00 | 59 | 573 | 52.3 | 18 | 120.0 | 24 | 128 | 11.7 | 27 | 440 | 8 | 27 | 2.4 |
| 1 | 11.00 | 17 | 1096 | 100.0 | 10 | 39.00 | 58 | 514 | 46.9 | 19 | 140.0 | 21 | 104 | 9.5 | 28 | 500 | 5 | 19 | 1.7 |
| 2 | 13.00 | 59 | 1079 | 98.4 | 11 | 45.00 | 76 | 456 | 41.6 | 20 | 160.0 | 21 | 83 | 7.6 | 29 | 580 | 3 | 14 | 1.2 |
| 3 | 15.00 | 68 | 1020 | 93.1 | 12 | 52.00 | 67 | 380 | 34.7 | 21 | 190.0 | 12 | 62 | 5.7 | 30 | 670 | 6 | 11 | 1.0 |
| 4 | 17.00 | 100 | 952 | 86.9 | 13 | 60.00 | 46 | 313 | 28.6 | 22 | 220.0 | 5 | 50 | 4.6 | 31 | 770 | 1 | 5 | .4 |
| 5 | 19.00 | 101 | 852 | 77.7 | 14 | 69.00 | 46 | 267 | 24.4 | 23 | 250.0 | 9 | 45 | 4.1 | 32 | 890 | 1 | 4 | .3 |
| 6 | 22.00 | 81 | 751 | 68.5 | 15 | 80.00 | 37 | 221 | 20.2 | 24 | 290.0 | 3 | 36 | 3.3 | 33 | 1000 | 3 | 3 | .2 |
| 7 | 26.00 | 49 | 670 | 61.1 | 16 | 92.00 | 44 | 184 | 16.8 | 25 | 330.0 | 4 | 33 | 3.0 | 34 | 1200 | | | |
| 8 | 30.00 | 48 | 621 | 56.7 | 17 | 110.00 | 12 | 140 | 12.8 | 26 | 380.0 | 2 | 29 | 2.6 | | | | | |

LOWEST MEAN DISCHARGE, IN CFS, AND RANKING, FOR THE FOLLOWING NUMBER OF CONSECUTIVE DAYS IN YEAR ENDING MARCH 31

| YEAR | 1 | | 3 | | 7 | | 14 | | 30 | | 60 | | 90 | | 120 | | 183 | | ANNUAL | |
|---|---|---|---|---|---|---|---|---|---|---|---|---|---|---|---|---|---|---|---|---|
| 1972 | 11.00 | 1 | 11.00 | 1 | 11.70 | 1 | 12.40 | 1 | 13.50 | 1 | 14.80 | 1 | 15.40 | 1 | 15.50 | 1 | 18.60 | 1 | 37.80 | 1 |
| 1973 | 12.00 | 2 | 12.30 | 2 | 13.10 | 2 | 13.60 | 2 | 14.20 | 2 | 17.40 | 2 | 22.60 | 2 | 25.80 | 2 | 37.90 | 2 | 97.40 | 2 |

HIGHEST MEAN DISCHARGE, IN CFS, AND RANKING, FOR THE FOLLOWING NUMBER OF CONSECUTIVE DAYS IN YEAR ENDING SEPTEMBER 30

| YEAR | 1 | | 3 | | 7 | | 15 | | 30 | | 60 | | 90 | | 120 | | 183 | | ANNUAL | |
|---|---|---|---|---|---|---|---|---|---|---|---|---|---|---|---|---|---|---|---|---|
| 1971 | 1050.0 | 2 | 586.0 | 2 | 479.0 | 1 | 287.0 | 2 | 214.0 | 2 | 138.0 | 2 | 106.0 | 3 | 93.0 | 3 | 74.2 | 3 | 46.3 | 3 |
| 1972 | 789.0 | 3 | 406.0 | 3 | 314.0 | 3 | 276.0 | 3 | 195.0 | 3 | 136.0 | 3 | 114.0 | 2 | 98.5 | 2 | 84.4 | 2 | 54.6 | 2 |
| 1973 | 1180.0 | 1 | 703.0 | 1 | 435.0 | 2 | 352.0 | 1 | 247.0 | 1 | 197.0 | 1 | 157.0 | 1 | 139.0 | 1 | 152.0 | 1 | 102.0 | 1 |

STATISTICS ON NORMAL MONTHLY MEANS(ALL DAYS)

| OCT | NOV | DEC | JAN | FEB | MARCH | APRIL | MAY | JUNE | JULY | AUG | SEPT |
|---|---|---|---|---|---|---|---|---|---|---|---|

BY ROWS(MEAN,VARIANCE,STANDARD DEVIATION, SKEWNESS, COEFF. OF VARIATION,PERCENTAGE OF AVERAGE FLOW)

| | | | | | | | | | | | |
|---|---|---|---|---|---|---|---|---|---|---|---|
| 0.2124E+02 | 0.8789E+02 | 0.7925E+02 | 0.5917E+02 | 0.1089E+03 | 0.1234E+03 | 0.1260E+03 | 0.6538E+02 | 0.6567E+02 | 0.3892E+02 | 0.2091E+02 | 0.2114E+02 |
| 0.7146E+02 | 0.1524E+05 | 0.3802E+04 | 0.4508E+03 | 0.9759E+04 | 0.7642E+04 | 0.7400E+04 | 0.2597E+02 | 0.1092E+04 | 0.7725E+03 | 0.5583E+02 | 0.4369E+02 |
| 0.8453E+01 | 0.1235E+03 | 0.6166E+02 | 0.2123E+02 | 0.9879E+02 | 0.8742E+02 | 0.8602E+02 | 0.5096E+01 | 0.3304E+02 | 0.2779E+02 | 0.7472E+01 | 0.6610E+01 |
| 0.1684E+01 | 0.1732E+01 | 0.9344E+00 | 0.1124E+01 | 0.1527E+01 | 0.1655E+01 | -0.1522E+01 | 0.1726E+01 | 0.1496E+01 | 0.1661E+01 | 0.9317E+00 | 0.1578E+01 |
| 0.3981E+00 | 0.1405E+01 | 0.7740E+00 | 0.3588E+00 | 0.9069E+00 | 0.7083E+00 | 0.6827E+00 | 0.7795E-01 | 0.5032E+00 | 0.7140E+00 | 0.3573E+00 | 0.3126E+00 |
| 0.2596E+01 | 0.1075E+02 | 0.9689E+01 | 0.7234E+01 | 0.1332E+02 | 0.1509E+02 | 0.1540E+02 | 0.7993E+01 | 0.8028E+01 | 0.4759E+01 | 0.2557E+01 | 0.2585E+01 |

STATISTICS ON NORMAL ANNUAL MEANS(ALL DAYS)

| MEAN | VARIANCE | STANDARD DEVIATION | SKEWNESS | COEFF. OF VARIATION | SERIAL CORR |
|---|---|---|---|---|---|
| 0.6773E+02 | 0.9134E+03 | 0.3022E+02 | 0.1589E+01 | 0.4462E+00 | 0.1000E+01 |

STATISTICS ON LOG MONTHLY MEANS(ALL DAYS)

| OCT | NOV | DEC | JAN | FEB | MARCH | APRIL | MAY | JUNE | JULY | AUG | SEPT |
|---|---|---|---|---|---|---|---|---|---|---|---|

BY ROWS(MEAN,VARIANCE,STANDARD DEVIATION, SKEWNESS, COEFF. OF VARIATION,PERCENTAGE OF AVERAGE FLOW)

| | | | | | | | | | | | |
|---|---|---|---|---|---|---|---|---|---|---|---|
| 0.1306E+01 | 0.1601E+01 | 0.1796E+01 | 0.1754E+01 | 0.1915E+01 | 0.2024E+01 | 0.1977E+01 | 0.1815E+01 | 0.1783E+01 | 0.1522E+01 | 0.1302E+01 | 0.1312E+01 |
| 0.2592E-01 | 0.4361E+00 | 0.1450E+00 | 0.2309E-01 | 0.1576E+00 | 0.8226E-01 | 0.2113E+00 | 0.1099E-02 | 0.4284E-01 | 0.8344E-01 | 0.2353E-01 | 0.1650E-01 |
| 0.1610E+00 | 0.6603E+00 | 0.3808E+00 | 0.1520E+00 | 0.3970E+00 | 0.2868E+00 | 0.4597E+00 | 0.3316E-01 | 0.2070E+00 | 0.2889E+00 | 0.1534E+00 | 0.1285E+00 |
| 0.1640E+01 | 0.1719E+01 | -0.2571E+00 | 0.7504E+00 | 0.8489E+00 | 0.1479E+01 | -0.1686E+01 | 0.1725E+01 | 0.1220E+01 | 0.1496E+01 | 0.4894E+00 | 0.1478E+01 |
| 0.1233E+00 | 0.4125E+00 | 0.2120E+00 | 0.8663E-01 | 0.2073E+00 | 0.1417E+00 | 0.2325E+00 | 0.1827E-01 | 0.1161E+00 | 0.1898E+00 | 0.1178E+00 | 0.9791E-01 |
| 0.6496E+01 | 0.7961E+01 | 0.8934E+01 | 0.8723E+01 | 0.9525E+01 | 0.1007E+02 | 0.9832E+01 | 0.9024E+01 | 0.8868E+01 | 0.7570E+01 | 0.6476E+01 | 0.6525E+01 |

STATISTICS ON LOG ANNUAL MEANS(ALL DAYS)

| MEAN | VARIANCE | STANDARD DEVIATION | SKEWNESS | COEFF. OF VARIATION | SERIAL CORR |
|---|---|---|---|---|---|
| 0.1804E+01 | 0.3299E-01 | 0.1816E+00 | 0.1439E+01 | 0.1007E+00 | 0.1000E+01 |

**ANNUAL PEAKS**

| | |
|---|---|
| 1971 | 1640 |
| 1972 | 1920 |
| 1973 | 1860 |

03274950 Little Williams Creek at Connersville, Ind.

LOCATION.--Lat 39°38'16", long 85°10'20", in SW¼NE¼ sec.27, T.14 N., R.12 E., Fayette County, on downstream left bank wingwall of bridge on State Highway 44, 1 mile (2 km) west of Connersville, and 2.6 miles (4.2 km) upstream from mouth.

DRAINAGE AREA.--9.16 mi² (23.72 km²).

STATION NUMBER 03274950

DURATION TABLE OF DAILY DISCHARGE FOR YEAR ENDING SEPTEMBER 30

| CLASS | 0 | 1 | 2 | 3 | 4 | 5 | 6 | 7 | 8 | 9 | 10 | 11 | 12 | 13 | 14 | 15 | 16 | 17 | 18 | 19 | 20 | 21 | 22 | 23 | 24 | 25 | 26 | 27 | 28 | 29 | 30 | 31 | 32 | 33 | 34 | |
|---|---|---|---|---|---|---|---|---|---|---|---|---|---|---|---|---|---|---|---|---|---|---|---|---|---|---|---|---|---|---|---|---|---|---|---|---|
| YEAR | NUMBER OF DAYS IN CLASS | | | | | | | | | | | | | | | | | | | | | | | | | | | | | | | | | | | CFS_DAYS |
| 1969 | | | | | | 18 | 14 | 8 | 9 | 9 | 11 | 16 | 20 | 31 | 23 | 37 | 42 | 27 | 27 | 10 | 17 | 18 | 4 | 4 | 6 | 4 | 3 | 1 | 1 | 2 | | 1 | | 1 | 1 | 4309.6 |
| 1970 | | | 2 | | 2 | 7 | 2 | 9 | 27 | 32 | 30 | 32 | 19 | 18 | 34 | 23 | 19 | 21 | 17 | 33 | 7 | 11 | 4 | 1 | 7 | 1 | | 2 | 1 | | 1 | | 2 | | 1 | | 3013.2 |
| 1971 | | 18 | | 9 | 22 | 5 | 6 | 16 | 17 | 12 | 12 | 54 | 35 | 35 | 32 | 20 | 18 | 8 | 16 | 4 | 6 | 4 | 1 | 4 | 2 | | | | 2 | 1 | 2 | 2 | | 2 | | | 3049.8 |
| 1972 | | 11 | 6 | 19 | 33 | 17 | 14 | 17 | 13 | 16 | 10 | 17 | 15 | 31 | 33 | 27 | 18 | 15 | 19 | 7 | 8 | 5 | 6 | 4 | 3 | | | | 1 | 1 | | | | | | | 2275.5 |
| 1973 | | | | | | 1 | 6 | 19 | 14 | 16 | 4 | 12 | 5 | 12 | 14 | 16 | 35 | 42 | 20 | 31 | 18 | 21 | 22 | 24 | 11 | 8 | 2 | 4 | 3 | 1 | 3 | | 1 | | | | 4902.4 |

| CLASS | CFS | TOTAL | ACCUM | PERCT | CLASS | CFS | TOTAL | ACCUM | PERCT | CLASS | CFS | TOTAL | ACCUM | PERCT | CLASS | CFS | TOTAL | ACCUM | PERCT |
|---|---|---|---|---|---|---|---|---|---|---|---|---|---|---|---|---|---|---|---|
| 0 | 0.00 | 0 | 1826 | 100.0 | 9 | 2.10 | 71 | 1417 | 77.6 | 18 | 11.0 | 126 | 420 | 23.0 | 27 | 61 | 5 | 31 | 1.6 |
| 1 | 0.40 | 31 | 1826 | 100.0 | 10 | 2.50 | 77 | 1346 | 73.7 | 19 | 14.0 | 46 | 294 | 16.1 | 28 | 74 | 5 | 26 | 1.4 |
| 2 | 0.60 | 6 | 1795 | 98.3 | 11 | 3.00 | 111 | 1269 | 69.5 | 20 | 16.0 | 63 | 248 | 13.6 | 29 | 89 | 8 | 21 | 1.1 |
| 3 | 0.70 | 30 | 1789 | 98.0 | 12 | 3.60 | 100 | 1158 | 63.4 | 21 | 20.0 | 53 | 185 | 10.1 | 30 | 110 | 2 | 13 | .7 |
| 4 | 0.80 | 63 | 1759 | 96.3 | 13 | 4.40 | 145 | 1058 | 57.9 | 22 | 24.0 | 36 | 132 | 7.2 | 31 | 130 | 6 | 11 | .6 |
| 5 | 1.00 | 48 | 1696 | 92.9 | 14 | 5.30 | 127 | 913 | 50.0 | 23 | 29.0 | 30 | 96 | 5.3 | 32 | 160 | | 5 | .2 |
| 6 | 1.20 | 62 | 1648 | 90.3 | 15 | 6.40 | 138 | 786 | 43.0 | 24 | 35.0 | 20 | 66 | 3.6 | 33 | 190 | 4 | 5 | .2 |
| 7 | 1.40 | 82 | 1586 | 86.9 | 16 | 7.70 | 141 | 648 | 35.5 | 25 | 42.0 | 6 | 46 | 2.5 | 34 | 230 | 1 | 1 | .0 |
| 8 | 1.70 | 87 | 1504 | 82.4 | 17 | 9.30 | 87 | 507 | 27.8 | 26 | 51.0 | 9 | 40 | 2.2 | | | | | |

LOWEST MEAN DISCHARGE, IN CFS, AND RANKING, FOR THE FOLLOWING NUMBER OF CONSECUTIVE DAYS IN YEAR ENDING MARCH 31

| YEAR | 1 | | 3 | | 7 | | 14 | | 30 | | 60 | | 90 | | 120 | | 183 | | ANNUAL | |
|---|---|---|---|---|---|---|---|---|---|---|---|---|---|---|---|---|---|---|---|---|
| 1970 | 1.30 | 4 | 1.33 | 4 | 1.50 | 4 | 1.71 | 4 | 1.91 | 3 | 2.35 | 3 | 2.93 | 4 | 4.51 | 4 | 4.80 | 4 | 9.23 | 2 |
| 1971 | 0.58 | 3 | 0.75 | 3 | 1.00 | 3 | 1.27 | 3 | 2.06 | 4 | 2.44 | 4 | 2.72 | 3 | 2.94 | 3 | 3.61 | 2 | 10.60 | 3 |
| 1972 | 0.46 | 1 | 0.46 | 1 | 0.55 | 1 | 0.71 | 1 | 0.83 | 2 | 0.91 | 2 | 1.16 | 1 | 1.25 | 1 | 1.87 | 1 | 4.30 | 1 |
| 1973 | 0.46 | 2 | 0.54 | 2 | 0.63 | 2 | 0.72 | 2 | 0.78 | 1 | 0.82 | 1 | 1.19 | 2 | 1.46 | 2 | 4.28 | 3 | 11.30 | 4 |

HIGHEST MEAN DISCHARGE, IN CFS, AND RANKING, FOR THE FOLLOWING NUMBER OF CONSECUTIVE DAYS IN YEAR ENDING SEPTEMBER 30

| YEAR | 1 | | 3 | | 7 | | 15 | | 30 | | 60 | | 90 | | 120 | | 183 | | ANNUAL | |
|---|---|---|---|---|---|---|---|---|---|---|---|---|---|---|---|---|---|---|---|---|
| 1969 | 258.0 | 1 | 137.0 | 2 | 73.4 | 1 | 61.7 | 1 | 41.7 | 2 | 27.8 | 3 | 22.5 | 2 | 19.0 | 2 | 16.6 | 2 | 11.8 | 2 |
| 1970 | 200.0 | 3 | 99.3 | 3 | 50.2 | 4 | 29.5 | 4 | 26.9 | 4 | 20.3 | 4 | 19.2 | 4 | 16.7 | 4 | 13.1 | 4 | 8.3 | 4 |
| 1971 | 212.0 | 2 | 138.0 | 1 | 72.0 | 2 | 60.5 | 2 | 46.2 | 1 | 28.3 | 2 | 20.9 | 3 | 17.6 | 3 | 14.0 | 3 | 8.4 | 3 |
| 1972 | 93.0 | 5 | 48.7 | 5 | 38.1 | 5 | 28.0 | 5 | 21.8 | 5 | 17.6 | 5 | 14.0 | 5 | 12.4 | 5 | 10.4 | 5 | 6.2 | 5 |
| 1973 | 153.0 | 4 | 44.0 | 4 | 58.6 | 3 | 42.2 | 3 | 34.3 | 3 | 28.7 | 1 | 23.2 | 1 | 21.8 | 1 | 19.0 | 1 | 13.4 | 1 |

STATISTICS ON NORMAL MONTHLY MEANS(ALL DAYS)

| OCT | NOV | DEC | JAN | FEB | MARCH | APRIL | MAY | JUNE | JULY | AUG | SEPT |
|---|---|---|---|---|---|---|---|---|---|---|---|
| BY ROWS(MEAN,VARIANCE,STANDARD DEVIATION, SKEWNESS, COEFF. OF VARIATION,PERCENTAGE OF AVERAGE FLOW) | | | | | | | | | | | |
| 0.2023E+01 | 0.6620E+01 | 0.1205E+02 | 0.1365E+02 | 0.1769E+02 | 0.1387E+02 | 0.1837E+02 | 0.1021E+02 | 0.1015E+02 | 0.6548E+01 | 0.2785E+01 | 0.2139E+01 |
| 0.7199E+00 | 0.1748E+02 | 0.4600E+02 | 0.1235E+03 | 0.3093E+03 | 0.9927E+02 | 0.8232E+02 | 0.4380E+01 | 0.4888E+02 | 0.2511E+02 | 0.4432E+01 | 0.1582E+01 |
| 0.8485E+00 | 0.4180E+01 | 0.6783E+01 | 0.1111E+02 | 0.1759E+02 | 0.9963E+01 | 0.9073E+01 | 0.2093E+01 | 0.6992E+01 | 0.5011E+01 | 0.2105E+01 | 0.1258E+01 |
| 0.1348E+01 | 0.5431E+00 | 0.9059E+00 | 0.1897E+01 | 0.1989E+01 | 0.1897E+01 | -0.1012E+01 | 0.1295E+01 | 0.1213E+01 | 0.6207E+00 | 0.7127E+00 | 0.1115E+01 |
| 0.4195E+00 | 0.6315E+00 | 0.5630E+00 | 0.8142E+00 | 0.9940E+00 | 0.7182E+00 | 0.4940E+00 | 0.2049E+00 | 0.6887E+00 | 0.7653E+00 | 0.7559E+00 | 0.5879E+00 |
| 0.1742E+01 | 0.5701E+01 | 0.1038E+02 | 0.1175E+02 | 0.1524E+02 | 0.1195E+02 | 0.1582E+02 | 0.8796E+01 | 0.8744E+01 | 0.5640E+01 | 0.2399E+01 | 0.1842E+01 |

STATISTICS ON NORMAL ANNUAL MEANS(ALL DAYS)

| MEAN | VARIANCE | STANDARD DEVIATION | SKEWNESS | COEFF. OF VARIATION | SERIAL CORR |
|---|---|---|---|---|---|
| 0.9613E+01 | 0.8587E+01 | 0.2930E+01 | 0.3733E+00 | 0.3048E+00 | -0.5642E+00 |

STATISTICS ON LOG MONTHLY MEANS(ALL DAYS)

| OCT | NOV | DEC | JAN | FEB | MARCH | APRIL | MAY | JUNE | JULY | AUG | SEPT |
|---|---|---|---|---|---|---|---|---|---|---|---|
| BY ROWS(MEAN,VARIANCE,STANDARD DEVIATION, SKEWNESS, COEFF. OF VARIATION,PERCENTAGE OF AVERAGE FLOW) | | | | | | | | | | | |
| 0.2785E+00 | 0.7255E+00 | 0.1029E+01 | 0.1042E+01 | 0.1112E+01 | 0.1071E+01 | 0.1192E+01 | 0.1002E+01 | 0.9272E+00 | 0.7052E+00 | 0.3313E+00 | 0.2743E+00 |
| 0.2830E-01 | 0.1292E+00 | 0.5445E-01 | 0.9015E-01 | 0.1316E+00 | 0.6789E-01 | 0.1024E+00 | 0.7073E-02 | 0.8517E-01 | 0.1224E+00 | 0.1318E+00 | 0.5821E-01 |
| 0.1682E+00 | 0.3595E+00 | 0.2333E+00 | 0.3003E+00 | 0.3627E+00 | 0.2606E+00 | 0.3201E+00 | 0.8410E-01 | 0.2918E+00 | 0.3498E+00 | 0.3630E+00 | 0.2413E+00 |
| 0.8356E+00 | -0.1230E+01 | 0.7192E+00 | 0.1113E+01 | 0.1089E+01 | 0.1335E+01 | -0.1731E+01 | 0.1045E+01 | 0.3935E+00 | 0.3784E+00 | 0.2970E-05 | 0.6905E+00 |
| 0.6041E+00 | 0.4955E+00 | 0.2268E+00 | 0.2880E+00 | 0.3263E+00 | 0.2432E+00 | 0.2684E+00 | 0.8390E-01 | 0.3148E+00 | 0.4960E+00 | 0.1096E+01 | 0.8796E+00 |
| 0.2874E+01 | 0.7486E+01 | 0.1062E+02 | 0.1076E+02 | 0.1147E+02 | 0.1106E+02 | 0.1230E+02 | 0.1034E+02 | 0.9568E+01 | 0.7277E+01 | 0.3419E+01 | 0.2830E+01 |

STATISTICS ON LOG ANNUAL MEANS(ALL DAYS)

| MEAN | VARIANCE | STANDARD DEVIATION | SKEWNESS | COEFF. OF VARIATION | SERIAL CORR |
|---|---|---|---|---|---|
| 0.9665E+00 | 0.1791E-01 | 0.1338E+00 | 0.2856E-02 | 0.1385E+00 | -0.5809E+00 |

**ANNUAL PEAKS**

| | | | |
|---|---|---|---|
| 1969 | 664 | 1972 | 332 |
| 1970 | 684 | 1973 | 462 |
| 1971 | 482 | | |

03275000 Whitewater River near Alpine, Ind.

LOCATION.--Lat 39°34'23", long 85°09'27", in SW¼SE¼ sec.14, T.13 N., R.12 E., Fayette County, on right bank 500 ft (152 m) downstream from highway bridge, 0.4 mile (0.6 km) downstream from Wilson Creek, 1.6 miles (2.6 km) northeast of Alpine, and 4.7 miles (7.6 km) upstream from Bear Creek.

DRAINAGE AREA.--529 mi² (1,370 km²).

DURATION TABLE OF DAILY DISCHARGE FOR YEAR ENDING SEPTEMBER 30

NUMBER OF DAYS IN CLASS

| YEAR | 0 | 1 | 2 | 3 | 4 | 5 | 6 | 7 | 8 | 9 | 10 | 11 | 12 | 13 | 14 | 15 | 16 | 17 | 18 | 19 | 20 | 21 | 22 | 23 | 24 | 25 | 26 | 27 | 28 | 29 | 30 | 31 | 32 | 33 | 34 | CFS_DAYS |
|---|---|---|---|---|---|---|---|---|---|---|---|---|---|---|---|---|---|---|---|---|---|---|---|---|---|---|---|---|---|---|---|---|---|---|---|---|
| 1929 | | | | | | 1 | 5 | 43 | 32 | 39 | 18 | 26 | 19 | 17 | 21 | 26 | 25 | 28 | 20 | 11 | 8 | 10 | 2 | 5 | 3 | | | 2 | 1 | 1 | 1 | 1 | | | | 264479.0 |
| 1930 | | | | | 20 | 39 | 33 | 33 | 13 | 18 | 21 | 23 | 18 | 27 | 19 | 19 | 35 | 11 | 11 | 4 | 1 | 4 | 2 | 2 | 3 | 1 | 2 | 1 | 2 | 3 | | | | | | 212765.0 |
| 1931 | | 1 | 8 | 12 | 30 | 74 | 59 | 38 | 27 | 28 | 27 | 18 | 14 | 11 | 4 | 4 | 3 | 2 | 2 | | 1 | 1 | 1 | | | | | | | | | | | | | 60960.0 |
| 1932 | | | 2 | 7 | 37 | 25 | 21 | 38 | 18 | 10 | 17 | 33 | 36 | 26 | 24 | 20 | 13 | 6 | 8 | 6 | 2 | 6 | 2 | 1 | 4 | 4 | | | | | | | | | | 157060.0 |
| 1933 | | | | | | | | 27 | 18 | 36 | 18 | 24 | 27 | 19 | 13 | 36 | 31 | 29 | 27 | 11 | 16 | 8 | 6 | 3 | 4 | 5 | | | 3 | 2 | 2 | | | | | 327288.0 |
| 1934 | | | 15 | 31 | 29 | 18 | 19 | 25 | 72 | 31 | 26 | 34 | 25 | 12 | 6 | 5 | 3 | 5 | 1 | 2 | 2 | 2 | 1 | 1 | | | | | | | | | | | | 65007.0 |
| 1935 | | | | 22 | 89 | 54 | 20 | 21 | 37 | 14 | 20 | 14 | 14 | 11 | 10 | 10 | 9 | 2 | 2 | 4 | 1 | 7 | 2 | 1 | | | 1 | | | | | | | | | 75931.0 |
| 1936 | | | | | 5 | 40 | 33 | 20 | 28 | 18 | 40 | 21 | 22 | 25 | 18 | 13 | 10 | 10 | 26 | 9 | 7 | 6 | 3 | 4 | 1 | 1 | 1 | 2 | 3 | | | | | | | 169225.0 |
| 1937 | | | | | | | 2 | 21 | 19 | 29 | 25 | 36 | 26 | 23 | 32 | 47 | 22 | 13 | 18 | 13 | 9 | 7 | 3 | 2 | 9 | 3 | | | | 1 | 2 | | | 2 | 1 | | 312880.0 |
| 1938 | | | | | | | 1 | 29 | 6 | 15 | 21 | 18 | 38 | 38 | 33 | 37 | 28 | 18 | 18 | 11 | 23 | 5 | 3 | 4 | 5 | 4 | 6 | 1 | 1 | 2 | | | | | | 312121.0 |
| 1939 | | | | | | 7 | 18 | 46 | 24 | 30 | 25 | 32 | 26 | 19 | 17 | 35 | 28 | 11 | 16 | 7 | 8 | 2 | 6 | 2 | 2 | 1 | 2 | | | 1 | | | | | | 198250.0 |
| 1940 | | | | 15 | 35 | 30 | 58 | 59 | 9 | 26 | 12 | 18 | 24 | 18 | 14 | 12 | 8 | 9 | 3 | 4 | 4 | 2 | 2 | | 1 | | 2 | | 1 | | | | | | | 115725.0 |
| 1941 | | 2 | 6 | 22 | 50 | 57 | 55 | 81 | 45 | 18 | 10 | 4 | 5 | 3 | 2 | 1 | 3 | 1 | | | | | | | | | | | | | | | | | | 42523.0 |
| 1942 | | | 1 | 1 | 1 | 1 | 16 | 41 | 22 | 47 | 46 | 27 | 40 | 32 | 25 | 15 | 13 | 9 | 4 | 5 | 5 | 5 | 2 | 1 | 2 | 3 | | | 1 | | | | | | | 162094.0 |
| 1943 | | | | | | 9 | 33 | 27 | 13 | 29 | 26 | 32 | 47 | 48 | 22 | 18 | 12 | 9 | 10 | 6 | 8 | 4 | 2 | 5 | | 1 | | 1 | 2 | | 1 | | | | | 195678.0 |
| 1944 | | | | 10 | 18 | 36 | 94 | 71 | 8 | 11 | | 11 | 12 | 12 | 12 | 21 | 11 | 12 | 7 | 6 | 4 | 2 | 2 | 3 | | | | 3 | 1 | 1 | | | | | | 148891.0 |
| 1945 | | | | 5 | 54 | 52 | 17 | 22 | 8 | 27 | 11 | 20 | 19 | 13 | 31 | 17 | 15 | 12 | 8 | 6 | 7 | 5 | 1 | 5 | 1 | 2 | 3 | 3 | | | 1 | | | | | 192095.0 |
| 1946 | | | | | 1 | 11 | 14 | 9 | 16 | 21 | 34 | 34 | 48 | 42 | 29 | 25 | 19 | 22 | 14 | 6 | 7 | 6 | | 2 | 4 | | 1 | | | | | | | | | 187640.0 |
| 1947 | | | | | 2 | 19 | 17 | 26 | 7 | 16 | 33 | 27 | 36 | 36 | 24 | 27 | 19 | 15 | 14 | 11 | 11 | 7 | 2 | 8 | 3 | 2 | | | 1 | 1 | 1 | | | | | 239978.0 |
| 1948 | | | | | 1 | 7 | 21 | 26 | 21 | 99 | 27 | 22 | 25 | 9 | 20 | 13 | 15 | 11 | 10 | 5 | 9 | 9 | 3 | | 4 | 5 | | 1 | 2 | 1 | | | | | | 211368.0 |
| 1949 | | | | | 4 | 2 | 11 | 31 | 13 | 19 | 15 | 27 | 40 | 26 | 18 | 37 | 27 | 30 | 15 | 5 | 12 | 9 | 5 | 4 | 4 | 4 | | 2 | 3 | 1 | | | | | 1 | 307695.0 |
| 1950 | | | | | | 1 | 1 | 14 | 17 | 38 | 15 | 15 | 29 | 38 | 31 | 30 | 20 | 33 | 23 | 6 | 14 | 9 | 5 | 5 | 4 | 2 | 4 | 5 | 2 | 1 | 2 | 1 | | | | 365182.0 |
| 1951 | | | | | | 13 | 10 | 7 | 21 | 15 | 21 | 24 | 32 | 27 | 27 | 26 | 12 | 25 | 30 | 17 | 23 | 7 | 7 | 7 | 2 | 5 | 3 | 1 | 2 | | | 1 | | | | 323812.0 |
| 1952 | | | | | | 20 | 43 | 42 | 15 | 22 | 15 | 13 | 14 | 21 | 17 | 24 | 26 | 25 | 24 | 11 | 10 | 5 | 5 | 6 | | 3 | 3 | | | | | 1 | | 1 | | 254858.0 |
| 1953 | | | | | 16 | 19 | 58 | 23 | 19 | 34 | 19 | 14 | 47 | 37 | 21 | 18 | 11 | 8 | 6 | 1 | 3 | 5 | 1 | | 4 | 1 | | | | | | | | | | 133821.0 |
| 1954 | | | | 11 | 40 | 108 | 30 | 39 | 21 | 41 | 15 | 10 | 11 | 9 | 8 | 9 | 4 | | 4 | | 4 | | 1 | | | | | | | | | | | | | 64964.0 |
| 1955 | | | 2 | 8 | 23 | 40 | 16 | 42 | 19 | 15 | 39 | 38 | 16 | 13 | 13 | 28 | 14 | 10 | 16 | 6 | 6 | | | 1 | | | | | | | | | | | | 122243.0 |
| 1956 | | | | | | 25 | 8 | 27 | 6 | 20 | 43 | 39 | 41 | 23 | 18 | 21 | 31 | 19 | 15 | 8 | 7 | 3 | 4 | | 1 | 4 | | 1 | 1 | 1 | | | | | | | 209374.0 |
| 1957 | | | | | | 39 | 26 | 61 | 18 | 22 | 34 | 21 | 32 | 18 | 16 | 14 | 20 | 14 | 9 | 3 | 2 | 3 | 2 | 4 | 2 | | 3 | | 1 | 1 | | | | | | | 170795.0 |
| 1958 | | | | | | | 8 | 17 | 8 | 10 | 6 | 21 | 55 | 46 | 31 | 39 | 26 | 22 | 16 | 12 | 13 | 6 | 7 | 8 | 2 | 3 | 1 | 4 | 3 | | | 1 | | | | | 316112.0 |
| 1959 | | | | | | 4 | 19 | 26 | 15 | 20 | 27 | 36 | 36 | 13 | 22 | 31 | 31 | 25 | 21 | 10 | 11 | 7 | 3 | 1 | 2 | 1 | 1 | | | | 1 | | 1 | 1 | | | 249181.0 |
| 1960 | | | | | | 3 | 35 | 50 | 31 | 19 | 24 | 59 | 58 | 31 | 14 | 15 | 8 | 6 | 5 | | 4 | 1 | 1 | | 1 | | 1 | | | | | | | | | | 116490.0 |
| 1961 | | | | | 13 | 59 | 49 | 10 | 14 | 21 | 18 | 23 | 24 | 17 | 17 | 15 | 9 | 9 | 13 | 7 | 10 | 7 | 10 | 6 | 5 | 3 | 3 | 1 | 1 | | 1 | | | | | | 240901.0 |
| 1962 | | | | | | | | 30 | 39 | 48 | 26 | 30 | 38 | 37 | 24 | 23 | 16 | 18 | 8 | 5 | 6 | 4 | 1 | 4 | 4 | 2 | 1 | 1 | | | | | | | | | 190088.0 |
| 1963 | | | | | 2 | 22 | 9 | 22 | 114 | 33 | 37 | 16 | 15 | 15 | 20 | 5 | 9 | 7 | 9 | 8 | 4 | 5 | 4 | 2 | 2 | 2 | | 1 | | 1 | | | | | | 1 | 155905.0 |
| 1964 | | | | | 14 | 67 | 68 | 32 | 30 | 20 | 15 | 17 | 15 | 8 | 13 | 11 | 14 | 5 | 4 | 5 | 4 | 4 | 4 | 3 | 5 | 2 | 1 | 1 | | 1 | 1 | 2 | | | | | 160699.0 |
| 1965 | | | | | 19 | 43 | 46 | 53 | 10 | 35 | 24 | 17 | 10 | 21 | 22 | 15 | 8 | 9 | 9 | 1 | 13 | 1 | 2 | 2 | | 3 | 1 | | 1 | | | | | | | 146768.0 |
| 1966 | | | | 3 | 24 | 26 | 20 | 106 | 22 | 34 | 32 | 21 | 22 | 15 | 12 | 9 | 6 | 3 | 3 | 3 | 2 | | 1 | | 1 | | | | | | | | | | | 85136.0 |
| 1967 | | | | | | 20 | 36 | 30 | 8 | 24 | 8 | 26 | 26 | 33 | 20 | 17 | 28 | 16 | 14 | 13 | 16 | 5 | 9 | 4 | 3 | 3 | 2 | 1 | 3 | | | | | | | 261616.0 |
| 1968 | | | | | | | 41 | 16 | 2 | 10 | 37 | 43 | 30 | 35 | 28 | 30 | 21 | 21 | 16 | 6 | 9 | 5 | 3 | 3 | 2 | 3 | | 3 | 1 | | | 1 | | | | 242722.0 |
| 1969 | | | | | | | | 3 | 33 | 14 | 15 | 17 | 50 | 56 | 41 | 35 | 24 | 18 | 14 | 10 | 10 | 6 | 3 | 5 | 3 | 2 | 1 | 2 | | 2 | 1 | | | | | 270079.0 |
| 1970 | | | | | | | | 31 | 15 | 20 | 66 | 43 | 42 | 20 | 9 | 30 | 31 | 25 | 6 | 9 | 3 | 5 | 2 | 1 | 3 | 1 | | 3 | | | | | | | | 194916.0 |
| 1971 | | | | | | | 33 | 49 | 50 | 44 | 39 | 30 | 35 | 18 | 17 | 11 | 7 | 4 | 7 | 8 | 2 | 2 | 2 | 1 | 2 | 1 | 1 | 1 | 1 | | | | | | | 144813.0 |
| 1972 | | | | | | | 29 | 77 | 12 | 33 | 20 | 9 | 48 | 38 | 26 | 19 | 18 | 6 | 9 | 3 | 8 | 2 | 3 | 3 | 2 | 1 | | | | | | | | | | 154885.0 |
| 1973 | | | | | | | | | 12 | 33 | 12 | 12 | 27 | 40 | 44 | 31 | 42 | 24 | 24 | 10 | 16 | 10 | 8 | 8 | 4 | 3 | 2 | 1 | 2 | | | | | | | 313302.0 |

| CLASS | CFS | TOTAL | ACCUM | PERCT | CLASS | CFS | TOTAL | ACCUM | PERCT | CLASS | CFS | TOTAL | ACCUM | PERCT | CLASS | CFS | TOTAL | ACCUM | PERCT |
|---|---|---|---|---|---|---|---|---|---|---|---|---|---|---|---|---|---|---|---|
| 0 | 0.00 | 0 | 16436 | 100.0 | 9 | 150.00 | 1228 | 10940 | 66.6 | 18 | 960.0 | 525 | 1973 | 12.0 | 27 | 6000 | 41 | 128 | .7 |
| 1 | 30.00 | 18 | 16436 | 100.0 | 10 | 190.00 | 1043 | 9712 | 59.1 | 19 | 1200.0 | 284 | 1448 | 8.8 | 28 | 7400 | 39 | 87 | .5 |
| 2 | 37.00 | 72 | 16418 | 99.9 | 11 | 230.00 | 1084 | 8669 | 52.7 | 20 | 1400.0 | 351 | 1164 | 7.1 | 29 | 9100 | 22 | 48 | .2 |
| 3 | 45.00 | 233 | 16346 | 99.5 | 12 | 280.00 | 1294 | 7585 | 46.1 | 21 | 1800.0 | 199 | 813 | 4.9 | 30 | 11000 | 13 | 26 | .1 |
| 4 | 55.00 | 587 | 16113 | 98.0 | 13 | 350.00 | 1092 | 6291 | 38.3 | 22 | 2200.0 | 135 | 614 | 3.7 | 31 | 14000 | 8 | 13 | .0 |
| 5 | 68.00 | 939 | 15526 | 94.5 | 14 | 430.00 | 882 | 5199 | 31.6 | 23 | 2700.0 | 124 | 479 | 2.9 | 32 | 17000 | 3 | 5 | .0 |
| 6 | 83.00 | 1103 | 14587 | 88.8 | 15 | 520.00 | 945 | 4317 | 26.3 | 24 | 3300.0 | 101 | 355 | 2.2 | 33 | 20000 | | 2 | .0 |
| 7 | 100.00 | 1702 | 13484 | 82.0 | 16 | 640.00 | 769 | 3372 | 20.5 | 25 | 4000.0 | 79 | 254 | 1.5 | 34 | 25000 | 2 | 2 | .0 |
| 8 | 130.00 | 842 | 11782 | 71.7 | 17 | 780.00 | 630 | 2603 | 15.8 | 26 | 4900.0 | 47 | 175 | 1.1 | | | | | |

LOWEST MEAN DISCHARGE, IN CFS, AND RANKING, FOR THE FOLLOWING NUMBER OF CONSECUTIVE DAYS IN YEAR ENDING MARCH 31

| YEAR | 1 | 3 | 7 | 14 | 30 | 60 | 90 | 120 | 183 | ANNUAL |
|---|---|---|---|---|---|---|---|---|---|---|
| 1930 | 85.00 30 | 88.30 30 | 93.30 30 | 95.70 29 | 102.00 29 | 124.00 31 | 158.00 32 | 198.00 35 | 459.00 43 | 907.00 41 |
| 1931 | 54.00 12 | 57.70 11 | 59.10 11 | 61.90 11 | 65.40 11 | 72.20 8 | 74.30 7 | 75.00 7 | 77.60 4 | 143.00 2 |
| 1932 | 36.00 3 | 37.00 2 | 41.00 3 | 51.10 4 | 63.10 5 | 79.00 14 | 117.00 24 | 126.00 24 | 130.00 16 | 408.00 17 |
| 1933 | 59.00 15 | 61.30 15 | 63.90 15 | 68.90 16 | 80.60 18 | 100.00 25 | 166.00 34 | 196.00 34 | 234.00 32 | 639.00 28 |
| 1934 | 85.00 31 | 85.70 28 | 89.70 29 | 102.00 32 | 109.00 31 | 136.00 35 | 164.00 33 | 159.00 30 | 175.00 23 | 506.00 24 |
| 1935 | 30.00 1 | 32.70 1 | 33.10 1 | 40.40 1 | 45.20 1 | 47.80 1 | 48.50 1 | 48.60 1 | 51.70 1 | 88.20 1 |
| 1936 | 47.00 7 | 59.30 14 | 65.40 16 | 66.60 14 | 72.70 14 | 99.40 24 | 119.00 25 | 145.00 27 | 188.00 25 | 477.00 22 |
| 1937 | 49.00 10 | 52.30 9 | 55.00 9 | 57.10 7 | 66.10 12 | 75.60 11 | 81.80 12 | 98.30 14 | 217.00 28 | 821.00 39 |
| 1938 | 97.00 35 | 104.00 35 | 105.00 34 | 122.00 38 | 149.00 40 | 194.00 41 | 214.00 40 | 224.00 39 | 314.00 37 | 658.00 30 |
| 1939 | 94.00 33 | 110.00 37 | 111.00 37 | 114.00 34 | 120.00 34 | 133.00 33 | 215.00 41 | 211.00 38 | 263.00 35 | 662.00 32 |
| 1940 | 71.00 23 | 78.00 23 | 81.10 22 | 81.70 20 | 82.60 19 | 91.20 18 | 96.40 16 | 96.40 13 | 133.00 17 | 406.00 16 |
| 1941 | 48.00 8 | 49.70 6 | 51.90 5 | 55.00 6 | 57.00 4 | 57.60 2 | 61.50 2 | 67.10 3 | 81.80 5 | 244.00 3 |
| 1942 | 33.00 2 | 38.00 3 | 39.90 2 | 43.50 2 | 64.80 8 | 73.70 9 | 81.20 10 | 105.00 16 | 117.00 12 | 336.00 9 |
| 1943 | 80.00 27 | 81.30 25 | 82.90 25 | 84.60 23 | 86.00 22 | 98.40 22 | 134.00 28 | 162.00 31 | 186.00 24 | 459.00 20 |
| 1944 | 70.00 21 | 75.70 21 | 81.40 23 | 85.60 25 | 88.40 24 | 104.00 26 | 102.00 19 | 107.00 19 | 116.00 11 | 394.00 15 |
| 1945 | 46.00 5 | 49.70 7 | 62.70 13 | 63.40 13 | 64.70 7 | 66.10 5 | 67.40 4 | 69.60 4 | 70.50 2 | 446.00 19 |
| 1946 | 110.00 38 | 111.00 38 | 115.00 38 | 118.00 37 | 134.00 38 | 169.00 38 | 213.00 39 | 349.00 41 | 340.00 38 | 670.00 33 |
| 1947 | 62.00 17 | 69.30 19 | 71.60 19 | 73.40 19 | 77.10 17 | 87.30 15 | 93.70 15 | 106.00 17 | 156.00 21 | 364.00 12 |
| 1948 | 127.00 39 | 138.00 41 | 140.00 41 | 146.00 41 | 165.00 41 | 169.00 39 | 174.00 35 | 187.00 33 | 262.00 34 | 777.00 35 |
| 1949 | 65.00 19 | 74.00 20 | 78.70 20 | 81.90 21 | 85.60 20 | 93.10 19 | 104.00 20 | 135.00 25 | 218.00 29 | 939.00 42 |
| 1950 | 74.00 24 | 100.00 33 | 110.00 35 | 116.00 35 | 131.00 36 | 182.00 40 | 195.00 38 | 200.00 36 | 225.00 30 | 883.00 40 |
| 1951 | 145.00 42 | 146.00 42 | 153.00 42 | 158.00 42 | 215.00 42 | 291.00 44 | 378.00 44 | 383.00 44 | 434.00 42 | 942.00 43 |
| 1952 | 70.00 22 | 82.00 26 | 88.00 27 | 89.10 27 | 92.20 27 | 99.40 23 | 104.00 21 | 124.00 21 | 225.00 31 | 773.00 34 |
| 1953 | 76.00 26 | 78.30 24 | 81.90 24 | 83.60 22 | 85.60 21 | 89.30 17 | 92.30 14 | 95.40 12 | 127.00 13 | 344.00 10 |
| 1954 | 58.00 13 | 58.00 12 | 60.30 12 | 62.60 12 | 65.10 9 | 67.70 6 | 70.70 6 | 71.90 5 | 81.90 6 | 250.00 4 |
| 1955 | 46.00 6 | 46.70 5 | 48.10 4 | 49.50 3 | 53.60 2 | 71.20 7 | 75.40 8 | 78.70 8 | 92.70 8 | 328.00 8 |
| 1956 | 42.00 4 | 43.70 4 | 54.40 7 | 59.90 9 | 68.50 13 | 87.60 16 | 131.00 27 | 157.00 28 | 206.00 27 | 508.00 25 |
| 1957 | 68.00 20 | 68.00 18 | 70.00 18 | 71.90 17 | 73.10 16 | 77.20 12 | 81.20 11 | 87.20 11 | 103.00 10 | 280.00 5 |
| 1958 | 93.00 32 | 94.00 31 | 95.70 31 | 98.60 30 | 113.00 33 | 131.00 32 | 135.00 29 | 158.00 29 | 379.00 40 | 646.00 29 |
| 1959 | 210.00 44 | 215.00 44 | 227.00 44 | 240.00 44 | 243.00 44 | 290.00 43 | 351.00 43 | 363.00 43 | 617.00 44 | 1090.00 44 |
| 1960 | 75.00 25 | 77.00 22 | 80.70 21 | 85.00 24 | 92.10 26 | 106.00 28 | 113.00 23 | 124.00 22 | 150.00 20 | 380.00 14 |
| 1961 | 62.00 18 | 62.00 16 | 63.70 14 | 67.60 15 | 72.90 15 | 78.50 13 | 82.10 13 | 82.60 10 | 87.20 7 | 365.00 13 |
| 1962 | 127.00 40 | 130.00 40 | 136.00 40 | 137.00 40 | 147.00 39 | 165.00 37 | 191.00 37 | 203.00 37 | 261.00 33 | 789.00 37 |
| 1963 | 100.00 36 | 101.00 34 | 103.00 33 | 104.00 33 | 109.00 32 | 115.00 29 | 126.00 26 | 125.00 23 | 145.00 19 | 433.00 18 |
| 1964 | 49.00 9 | 51.30 8 | 52.40 6 | 53.20 5 | 54.40 3 | 58.50 3 | 62.00 3 | 62.30 2 | 73.00 3 | 306.00 7 |
| 1965 | 58.00 14 | 58.00 13 | 58.70 10 | 60.60 10 | 63.30 6 | 65.90 4 | 69.40 5 | 74.10 6 | 93.80 9 | 471.00 21 |
| 1966 | 61.00 16 | 63.30 17 | 65.70 17 | 72.70 18 | 86.10 23 | 105.00 27 | 111.00 22 | 116.00 20 | 128.00 14 | 346.00 11 |
| 1967 | 53.00 11 | 53.70 10 | 54.60 8 | 57.60 8 | 65.10 10 | 74.90 10 | 78.50 9 | 81.20 9 | 133.00 18 | 513.00 26 |
| 1968 | 84.00 28 | 86.70 29 | 88.90 28 | 89.60 28 | 91.10 25 | 95.50 20 | 100.00 17 | 107.00 18 | 190.00 26 | 568.00 27 |
| 1969 | 128.00 41 | 129.00 39 | 129.00 39 | 131.00 39 | 133.00 37 | 152.00 36 | 190.00 36 | 311.00 40 | 417.00 41 | 779.00 36 |
| 1970 | 183.00 43 | 183.00 43 | 193.00 43 | 207.00 43 | 217.00 43 | 222.00 42 | 235.00 42 | 353.00 42 | 366.00 39 | 659.00 31 |
| 1971 | 104.00 37 | 109.00 36 | 110.00 36 | 117.00 36 | 129.00 35 | 134.00 34 | 141.00 30 | 143.00 26 | 165.00 22 | 502.00 23 |
| 1972 | 85.00 29 | 85.30 27 | 87.00 26 | 89.00 26 | 93.90 28 | 97.20 21 | 101.00 18 | 103.00 15 | 130.00 15 | 297.00 6 |
| 1973 | 96.00 34 | 96.70 32 | 98.00 32 | 99.10 31 | 105.00 30 | 122.00 30 | 156.00 31 | 171.00 32 | 298.00 36 | 796.00 38 |

HIGHEST MEAN DISCHARGE, IN CFS, AND RANKING, FOR THE FOLLOWING NUMBER OF CONSECUTIVE DAYS IN YEAR ENDING SEPTEMBER 30

| YEAR | 1 | 3 | 7 | 15 | 30 | 60 | 90 | 120 | 183 | ANNUAL |
|---|---|---|---|---|---|---|---|---|---|---|
| 1929 | 16600.0 6 | 7810.0 15 | 4070.0 23 | 2780.0 22 | 1940.0 20 | 1440.0 22 | 1310.0 19 | 1210.0 16 | 1250.0 7 | 725.0 10 |
| 1930 | 10800.0 20 | 9450.0 10 | 7820.0 2 | 5030.0 3 | 3200.0 4 | 2070.0 9 | 1730.0 7 | 1420.0 11 | 1040.0 15 | 583.0 17 |
| 1931 | 2280.0 44 | 1660.0 43 | 1000.0 44 | 751.0 44 | 513.0 44 | 396.0 44 | 318.0 44 | 280.0 44 | 241.0 44 | 167.0 44 |
| 1932 | 4560.0 37 | 3880.0 34 | 2920.0 32 | 2330.0 27 | 1600.0 30 | 1260.0 28 | 1000.0 32 | 868.0 32 | 670.0 34 | 429.0 30 |
| 1933 | 13600.0 11 | 9520.0 9 | 6280.0 9 | 3680.0 10 | 2530.0 11 | 2200.0 5 | 1840.0 5 | 1630.0 6 | 1480.0 3 | 897.0 2 |
| 1934 | 2440.0 42 | 1850.0 42 | 1250.0 42 | 761.0 43 | 558.0 43 | 439.0 43 | 333.0 43 | 325.0 43 | 271.0 43 | 178.0 43 |
| 1935 | 4470.0 39 | 2680.0 38 | 2170.0 38 | 1630.0 37 | 1020.0 39 | 677.0 39 | 580.0 40 | 472.0 40 | 360.0 41 | 208.0 41 |
| 1936 | 7200.0 32 | 6730.0 24 | 4300.0 19 | 2600.0 24 | 1850.0 23 | 1630.0 17 | 1330.0 17 | 1070.0 21 | 797.0 27 | 462.0 27 |
| 1937 | 17400.0 4 | 11800.0 5 | 8440.0 1 | 7240.0 1 | 4620.0 1 | 2940.0 2 | 2160.0 2 | 1820.0 2 | 1380.0 5 | 857.0 6 |
| 1938 | 10300.0 22 | 7080.0 20 | 4340.0 18 | 3150.0 17 | 2930.0 6 | 2110.0 7 | 1610.0 11 | 1480.0 9 | 1220.0 9 | 855.0 7 |
| 1939 | 10500.0 21 | 6610.0 25 | 4060.0 24 | 2640.0 23 | 1700.0 27 | 14[illegible] 23 | 1320.0 18 | 1120.0 19 | 879.0 20 | 543.0 20 |
| 1940 | 7690.0 30 | 5450.0 28 | 3690.0 29 | 2110.0 32 | 1310.0 35 | 88[illegible] 36 | 798.0 36 | 705.0 36 | 547.0 37 | 316.0 39 |
| 1941 | 916.0 45 | 755.0 45 | 585.0 45 | 413.0 45 | 273.0 45 | 186.0 45 | 156.0 45 | 149.0 45 | 147.0 45 | 117.0 45 |
| 1942 | 8480.0 27 | 4930.0 32 | 2980.0 30 | 2190.0 30 | 1350.0 34 | 1180.0 33 | 1050.0 31 | 875.0 31 | 677.0 32 | 444.0 28 |
| 1943 | 12300.0 13 | 7670.0 16 | 5730.0 12 | 3200.0 15 | 1840.0 26 | 1200.0 31 | 1200.0 26 | 1020.0 28 | 852.0 23 | 536.0 21 |
| 1944 | 9540.0 23 | 8520.0 11 | 5650.0 13 | 3260.0 14 | 2120.0 19 | 1610.0 18 | 1260.0 22 | 1040.0 26 | 723.0 30 | 407.0 33 |
| 1945 | 11000.0 17 | 7070.0 21 | 3830.0 27 | 2230.0 29 | 1850.0 24 | 1460.0 21 | 1170.0 28 | 1180.0 17 | 894.0 19 | 526.0 23 |
| 1946 | 5210.0 34 | 2630.0 39 | 2010.0 39 | 1400.0 38 | 1110.0 36 | 1020.0 35 | 948.0 33 | 850.0 33 | 770.0 26 | 514.0 25 |
| 1947 | 12200.0 14 | 8220.0 14 | 5250.0 14 | 3170.0 16 | 2440.0 13 | 2010.0 10 | 1600.0 12 | 1320.0 12 | 1070.0 14 | 657.0 16 |
| 1948 | 9140.0 24 | 6220.0 27 | 4060.0 25 | 3090.0 18 | 2720.0 9 | 1810.0 14 | 1570.0 13 | 1290.0 13 | 994.0 16 | 578.0 18 |
| 1949 | 25100.0 2 | 13400.0 1 | 6960.0 3 | 4420.0 4 | 3650.0 3 | 2530.0 3 | 2120.0 3 | 1790.0 3 | 1430.0 4 | 843.0 8 |
| 1950 | 16600.0 7 | 11400.0 6 | 6480.0 6 | 5700.0 2 | 4090.0 2 | 3310.0 1 | 2600.0 1 | 2230.0 1 | 1650.0 1 | 1000.0 1 |
| 1951 | 16400.0 8 | 8300.0 12 | 4760.0 17 | 3420.0 13 | 2310.0 16 | 1970.0 13 | 1710.0 8 | 1640.0 5 | 1480.0 2 | 887.0 3 |
| 1952 | 19900.0 3 | 12500.0 2 | 6580.0 5 | 4390.0 5 | 2660.0 10 | 1980.0 12 | 1640.0 10 | 1550.0 8 | 1240.0 8 | 696.0 12 |
| 1953 | 4560.0 38 | 3210.0 35 | 2430.0 35 | 1840.0 34 | 1110.0 37 | 737.0 38 | 771.0 37 | 686.0 38 | 602.0 36 | 367.0 36 |
| 1954 | 2360.0 43 | 1600.0 44 | 1110.0 43 | 949.0 42 | 802.0 41 | 524.0 41 | 411.0 42 | 352.0 42 | 281.0 42 | 178.0 42 |
| 1955 | 3170.0 41 | 2060.0 41 | 1410.0 41 | 1220.0 40 | 1040.0 38 | 835.0 37 | 743.0 38 | 691.0 37 | 545.0 38 | 335.0 37 |
| 1956 | 10900.0 18 | 6870.0 22 | 3730.0 28 | 2250.0 28 | 1650.0 28 | 1340.0 25 | 1100.0 30 | 962.0 29 | 869.0 21 | 572.0 19 |
| 1957 | 10900.0 19 | 6580.0 26 | 3880.0 26 | 2390.0 26 | 1540.0 32 | 1230.0 29 | 1260.0 23 | 1050.0 24 | 808.0 25 | 468.0 26 |
| 1958 | 14000.0 10 | 7480.0 18 | 6390.0 7 | 3870.0 7 | 2520.0 12 | 2240.0 4 | 1750.0 6 | 1560.0 7 | 1200.0 10 | 866.0 4 |
| 1959 | 17000.0 5 | 12000.0 4 | 6240.0 10 | 3730.0 9 | 3130.0 5 | 2150.0 6 | 1670.0 9 | 1460.0 10 | 1130.0 13 | 683.0 13 |
| 1960 | 4980.0 35 | 2900.0 37 | 2270.0 37 | 1370.0 39 | 981.0 40 | 674.0 40 | 614.0 39 | 535.0 39 | 475.0 39 | 318.0 38 |
| 1961 | 12600.0 12 | 8300.0 13 | 5190.0 15 | 3570.0 12 | 2880.0 7 | 2090.0 8 | 1940.0 4 | 1670.0 4 | 1200.0 11 | 660.0 15 |
| 1962 | 6500.0 33 | 5060.0 31 | 2810.0 33 | 2180.0 31 | 1850.0 25 | 1340.0 26 | 1230.0 24 | 1040.0 25 | 833.0 24 | 521.0 24 |
| 1963 | 26300.0 1 | 12100.0 3 | 6290.0 8 | 3940.0 6 | 2760.0 8 | 1780.0 15 | 1300.0 20 | 1030.0 27 | 739.0 29 | 427.0 31 |
| 1964 | 11700.0 16 | 9930.0 8 | 5850.0 11 | 3610.0 11 | 2410.0 14 | 1990.0 11 | 1470.0 14 | 1160.0 18 | 806.0 26 | 439.0 29 |
| 1965 | 8460.0 28 | 5220.0 30 | 2970.0 31 | 1710.0 35 | 1600.0 29 | 1190.0 32 | 1160.0 29 | 957.0 30 | 698.0 31 | 402.0 34 |
| 1966 | 3610.0 40 | 2500.0 40 | 1610.0 40 | 1000.0 41 | 673.0 42 | 474.0 42 | 454.0 41 | 426.0 41 | 363.0 40 | 233.0 40 |

## WHITEWATER RIVER NEAR ALPINE, IND.(Continued)

HIGHEST MEAN DISCHARGE, IN CFS, AND RANKING, FOR THE FOLLOWING NUMBER OF CONSECUTIVE DAYS IN YEAR ENDING SEPTEMBER 30

| YEAR | 3 | 7 | 15 | 30 | 60 | 90 | 120 | 183 | ANNUAL |
|---|---|---|---|---|---|---|---|---|---|
| 1967 | 9030.0 25 | 7670.0 17 | 5070.0 16 | 3000.0 21 | 1900.0 21 | 1500.0 20 | 1450.0 15 | 1250.0 14 | 1190.0 12 | 717.0 11 |
| 1968 | 16100.0 9 | 10300.0 7 | 6730.0 4 | 3820.0 8 | 2290.0 18 | 1410.0 24 | 1190.0 27 | 1060.0 22 | 973.0 17 | 663.0 14 |
| 1969 | 11900.0 15 | 7410.0 19 | 4270.0 20 | 3090.0 19 | 2310.0 15 | 1560.0 19 | 1260.0 21 | 1110.0 20 | 972.0 18 | 740.0 9 |
| 1970 | 7330.0 31 | 4200.0 33 | 2450.0 34 | 1680.0 36 | 1570.0 31 | 1300.0 27 | 1230.0 25 | 1050.0 23 | 852.0 22 | 534.0 22 |
| 1971 | 8640.0 26 | 5280.0 29 | 4140.0 22 | 2550.0 25 | 1860.0 22 | 1220.0 30 | 913.0 34 | 829.0 34 | 654.0 35 | 397.0 35 |
| 1972 | 4820.0 36 | 3020.0 36 | 2420.0 36 | 2010.0 33 | 1520.0 33 | 1070.0 34 | 888.0 35 | 799.0 35 | 673.0 33 | 423.0 32 |
| 1973 | 7920.0 29 | 6730.0 23 | 4240.0 21 | 3040.0 20 | 2300.0 17 | 1760.0 16 | 1370.0 16 | 1220.0 15 | 1270.0 6 | 858.0 5 |

STATISTICS ON NORMAL MONTHLY MEANS(ALL DAYS)

| OCT | NOV | DEC | JAN | FEB | MARCH | APRIL | MAY | JUNE | JULY | AUG | SEPT |
|---|---|---|---|---|---|---|---|---|---|---|---|
| BY ROWS(MEAN,VARIANCE,STANDARD DEVIATION, SKEWNESS, COEFF. OF VARIATION,PERCENTAGE OF AVERAGE FLOW) | | | | | | | | | | | |
| 0.1564E+03 | 0.3117E+03 | 0.4816E+03 | 0.8694E+03 | 0.8460E+03 | 0.9831E+03 | 0.9614E+03 | 0.6904E+03 | 0.4933E+03 | 0.3251E+03 | 0.2002E+03 | 0.1618E+03 |
| 0.1430E+05 | 0.1232E+06 | 0.2057E+06 | 0.1099E+07 | 0.3466E+06 | 0.3492E+06 | 0.3222E+06 | 0.2483E+06 | 0.1946E+06 | 0.9718E+05 | 0.4913E+05 | 0.1685E+05 |
| 0.1196E+03 | 0.3510E+03 | 0.4535E+03 | 0.1048E+04 | 0.5888E+03 | 0.5909E+03 | 0.5676E+03 | 0.4983E+03 | 0.4412E+03 | 0.3117E+03 | 0.2217E+03 | 0.1298E+03 |
| 0.2226E+01 | 0.2172E+01 | 0.1148E+01 | 0.2050E+01 | 0.9278E+00 | 0.5811E+00 | 0.5805E+00 | 0.1564E+01 | 0.2475E+01 | 0.2523E+01 | 0.4261E+01 | 0.2694E+01 |
| 0.7643E+00 | 0.1126E+01 | 0.9416E+00 | 0.1206E+01 | 0.6960E+00 | 0.6011E+00 | 0.5904E+00 | 0.7217E+00 | 0.8943E+00 | 0.9590E+00 | 0.1107E+01 | 0.8022E+00 |
| 0.2414E+01 | 0.4809E+01 | 0.7432E+01 | 0.1342E+02 | 0.1305E+02 | 0.1517E+02 | 0.1484E+02 | 0.1065E+02 | 0.7612E+01 | 0.5016E+01 | 0.3090E+01 | 0.2497E+01 |

STATISTICS ON NORMAL ANNUAL MEANS(ALL DAYS)

| MEAN | VARIANCE | STANDARD DEVIATION | SKEWNESS | COEFF. OF VARIATION | SERIAL CORR |
|---|---|---|---|---|---|
| 0.5384E+03 | 0.5093E+05 | 0.2257E+03 | 0.9603E-01 | 0.4192E+00 | 0.3195E+00 |

STATISTICS ON LOG MONTHLY MEANS(ALL DAYS)

| OCT | NOV | DEC | JAN | FEB | MARCH | APRIL | MAY | JUNE | JULY | AUG | SEPT |
|---|---|---|---|---|---|---|---|---|---|---|---|
| BY ROWS(MEAN,VARIANCE,STANDARD DEVIATION, SKEWNESS, COEFF. OF VARIATION,PERCENTAGE OF AVERAGE FLOW) | | | | | | | | | | | |
| 0.2108E+01 | 0.2307E+01 | 0.2486E+01 | 0.2682E+01 | 0.2795E+01 | 0.2897E+01 | 0.2893E+01 | 0.2737E+01 | 0.2576E+01 | 0.2383E+01 | 0.2182E+01 | 0.2120E+01 |
| 0.6776E-01 | 0.1454E+00 | 0.1867E+00 | 0.2328E+00 | 0.1495E+00 | 0.1014E+00 | 0.9342E-01 | 0.9796E-01 | 0.9574E-01 | 0.1016E+00 | 0.8192E-01 | 0.6923E-01 |
| 0.2603E+00 | 0.3813E+00 | 0.4321E+00 | 0.4825E+00 | 0.3867E+00 | 0.3184E+00 | 0.3057E+00 | 0.3130E+00 | 0.3094E+00 | 0.3187E+00 | 0.2862E+00 | 0.2631E+00 |
| 0.7782E+00 | 0.7265E+00 | 0.4986E-01 | 0.1584E+00 | -0.8268E+00 | -0.7315E+00 | -0.6705E+00 | -0.3807E+00 | 0.4075E+00 | 0.5653E+00 | 0.1172E+01 | 0.7638E+00 |
| 0.1235E+00 | 0.1653E+00 | 0.1738E+00 | 0.1799E+00 | 0.1384E+00 | 0.1099E+00 | 0.1056E+00 | 0.1144E+00 | 0.1201E+00 | 0.1337E+00 | 0.1312E+00 | 0.1241E+00 |
| 0.4987E+01 | 0.7647E+01 | 0.8242E+01 | 0.8892E+01 | 0.9265E+01 | 0.9604E+01 | 0.9591E+01 | 0.9072E+01 | 0.8538E+01 | 0.7901E+01 | 0.7234E+01 | 0.7027E+01 |

STATISTICS ON LOG ANNUAL MEANS(ALL DAYS)

| MEAN | VARIANCE | STANDARD DEVIATION | SKEWNESS | COEFF. OF VARIATION | SERIAL CORR |
|---|---|---|---|---|---|
| 0.2685E+01 | 0.4813E-01 | 0.2194E+00 | -0.9484E+00 | 0.8173E-01 | 0.2678E+00 |

**ANNUAL PEAKS**

| | | | | | | | |
|---|---|---|---|---|---|---|---|
| 1929 | 20900 | 1940 | 8530 | 1951 | 21800 | 1963 | 35900 |
| 1930 | 12700 | 1941 | 1900 | 1952 | 28500 | 1964 | 13100 |
| 1931 | 3580 | 1942 | 9760 | 1953 | 5820 | 1965 | 11500 |
| 1932 | 7870 | 1943 | 24000 | 1954 | 3770 | 1966 | 5080 |
| 1933 | 19200 | 1944 | 24800 | 1955 | 4560 | 1967 | 10200 |
| 1934 | 3730 | 1945 | 12400 | 1956 | 17600 | 1968 | 27600 |
| 1935 | 5080 | 1946 | 6970 | 1957 | 15900 | 1969 | 16800 |
| 1936 | 7200 | 1947 | 17200 | 1958 | 18900 | 1970 | 9500 |
| 1937 | 37100 | 1948 | 11200 | 1959 | 31600 | 1971 | 11200 |
| 1938 | 13500 | 1949 | 35900 | 1960 | 6380 | 1972 | 6240 |
| 1939 | 15400 | 1950 | 20000 | 1961 | 20300 | 1973 | 10300 |
| | | | | 1962 | 9720 | | |

03275500 East Fork Whitewater River at Richmond, Ind.

LOCATION.--Lat 39°48'24", long 84°54'26", in NW¼SW¼ sec.8, T.13 N., R.1 W., Wayne County, on left bank 50 ft (15 m) downstream from highway bridge, 0.8 mile (1.3 km) south of Richmond, and 1.5 miles (2.4 km) upstream from Short Creek.

DRAINAGE AREA.--121 mi² (313 km²).

REMARKS.--Some regulation at low flow by powerplant upstream from station. Natural flow also affected by diversion of municipal water supply by City of Richmond.

DURATION TABLE OF DAILY DISCHARGE FOR YEAR ENDING SEPTEMBER 30

| CLASS | 0 | 1 | 2 | 3 | 4 | 5 | 6 | 7 | 8 | 9 | 10 | 11 | 12 | 13 | 14 | 15 | 16 | 17 | 18 | 19 | 20 | 21 | 22 | 23 | 24 | 25 | 26 | 27 | 28 | 29 | 30 | 31 | 32 | 33 | 34 |
|---|---|---|---|---|---|---|---|---|---|---|---|---|---|---|---|---|---|---|---|---|---|---|---|---|---|---|---|---|---|---|---|---|---|---|---|
| YEAR | NUMBER OF DAYS IN CLASS | | | | | | | | | | | | | | | | | | | | | | | | | | | | | | | | | | CFS_DAYS |
| 1950 | | | | | | | | | | | | 1 | 18 | 38 | 39 | 23 | 35 | 32 | 33 | 37 | 35 | 20 | 17 | 5 | 9 | 7 | 2 | 3 | | 3 | 2 | 4 | 2 | | 81278.0 |
| 1951 | | | | | | | | | | 1 | 22 | 19 | 14 | 10 | 20 | 29 | 25 | 48 | 28 | 37 | 35 | 21 | 17 | 8 | 5 | 10 | 7 | 3 | 2 | 1 | | 2 | 1 | | 70918.0 |
| 1952 | | | | | | | | 1 | 2 | 10 | 51 | 25 | 24 | 20 | 22 | 15 | 25 | 20 | 20 | 39 | 28 | 20 | 15 | 10 | 4 | 5 | 4 | 1 | | 1 | 2 | 1 | | 1 | 57233.2 |
| 1953 | | | | | | 2 | 5 | 9 | 20 | 13 | 49 | 12 | 24 | 21 | 29 | 33 | 41 | 40 | 21 | 14 | 8 | 9 | 2 | 5 | 2 | 2 | 3 | | 1 | | | | | | 27754.9 |
| 1954 | | 3 | 2 | 2 | 6 | 6 | 8 | 33 | 34 | 53 | 41 | 22 | 50 | 28 | 15 | 15 | 16 | 10 | 5 | 4 | 4 | 3 | 3 | | 2 | | | | | | | | | | 11659.9 |
| 1955 | | 1 | 1 | 1 | 4 | 8 | 5 | 15 | 10 | 13 | 26 | 36 | 26 | 35 | 34 | 27 | 27 | 19 | 19 | 21 | 10 | 9 | 5 | 4 | 4 | 3 | 2 | | | | | | | | 26632.3 |
| 1956 | | | | | 5 | 4 | 5 | 13 | 10 | 10 | 7 | 8 | 20 | 51 | 36 | 30 | 28 | 29 | 23 | 35 | 18 | 11 | 7 | 7 | 2 | 1 | 1 | 2 | 1 | | 1 | | 1 | | 40732.2 |
| 1957 | | | | | | | 7 | 15 | 7 | 21 | 27 | 32 | 39 | 24 | 26 | 37 | 28 | 22 | 19 | 21 | 7 | 11 | 5 | 5 | 3 | 1 | 4 | | 2 | | | 1 | 1 | | 37700.7 |
| 1958 | | | | | | | | | | | 4 | 7 | 18 | 10 | 18 | 48 | 51 | 49 | 40 | 33 | 17 | 14 | 13 | 10 | 7 | 8 | 4 | 3 | 4 | 2 | 2 | 1 | 2 | | 75740.0 |
| 1959 | | | | | | | | 5 | 14 | 11 | 16 | 16 | 14 | 15 | 32 | 50 | 26 | 40 | 29 | 28 | 22 | 18 | 12 | 6 | 2 | 5 | | 1 | | 1 | | | 1 | 1 | 50879.1 |
| 1960 | | | | | 1 | 3 | 4 | 5 | 15 | 6 | 27 | 18 | 44 | 20 | 37 | 71 | 43 | 27 | 13 | 12 | 6 | 5 | 3 | 2 | 1 | 2 | | | 1 | | | | | | 22652.7 |
| 1961 | | | | | | | | | 31 | 45 | 48 | 24 | 29 | 29 | 15 | 23 | 19 | 9 | 15 | 12 | 13 | 16 | 8 | 8 | 6 | 3 | 4 | 6 | 1 | | | 1 | | | 42172.9 |
| 1962 | | | | | | | | | | | 20 | 31 | 54 | 37 | 37 | 37 | 31 | 35 | 20 | 18 | 11 | 8 | 5 | 4 | 8 | 4 | 1 | 1 | 1 | 1 | 1 | | | | 37216.0 |
| 1963 | | | | | | | | 4 | 20 | 8 | 24 | 85 | 56 | 30 | 23 | 23 | 17 | 12 | 10 | 9 | 9 | 9 | 7 | 7 | 4 | 1 | 2 | 1 | 1 | 1 | | | 2 | | 35984.7 |
| 1964 | | | | | | | 8 | 7 | 53 | 51 | 66 | 16 | 17 | 23 | 15 | 19 | 13 | 16 | 14 | 10 | 7 | 6 | 5 | 6 | 5 | 2 | 2 | 1 | | 1 | 1 | 2 | | | 33060.7 |
| 1965 | | | | | | | | 3 | 43 | 45 | 48 | 47 | 19 | 21 | 9 | 20 | 20 | 20 | 15 | 15 | 9 | 9 | 10 | 3 | 3 | 2 | 2 | | 1 | 1 | | | | | 26968.6 |
| 1966 | | | | | | | | | 12 | 17 | 44 | 51 | 52 | 35 | 35 | 32 | 26 | 23 | 12 | 7 | 7 | 2 | 6 | | 2 | | 1 | 1 | | | | | | | 19159.7 |
| 1967 | | | | | | | | | | | 8 | 26 | 47 | 20 | 25 | 30 | 24 | 37 | 28 | 23 | 23 | 17 | 19 | 10 | 8 | 5 | 5 | 3 | 4 | | 2 | 1 | | | 61943.0 |
| 1968 | | | | | | | | | | | 5 | 18 | 44 | 20 | 47 | 39 | 22 | 32 | 24 | 28 | 30 | 15 | 13 | 7 | 6 | 4 | 4 | 2 | 2 | 2 | | 1 | 1 | | 56929.0 |
| 1969 | | | | | | | | | | | 2 | 21 | 26 | 17 | 17 | 32 | 57 | 58 | 38 | 25 | 23 | 14 | 9 | 8 | 3 | 5 | 1 | 2 | | 4 | 2 | | | 1 | 58840.0 |
| 1970 | | | | | | | | | | | 3 | 39 | 64 | 36 | 34 | 26 | 24 | 32 | 24 | 27 | 21 | 15 | 7 | 4 | 4 | 1 | 2 | | | 1 | | | 1 | | 37673.0 |
| 1971 | | | | | | | | | 7 | 8 | 39 | 52 | 62 | 44 | 28 | 29 | 20 | 19 | 12 | 14 | 7 | 9 | 3 | 5 | 3 | | 2 | 1 | | 1 | | | | | 25155.3 |
| 1972 | | | | | | | | | | 8 | 57 | 43 | 22 | 22 | 22 | 40 | 31 | 29 | 24 | 26 | 12 | 9 | 10 | 4 | 2 | 1 | 3 | | | 1 | | | | | 30712.6 |
| 1973 | | | | | | | | | | | | 16 | 26 | 16 | 22 | 15 | 38 | 45 | 22 | 48 | 33 | 23 | 21 | 15 | 9 | 8 | 3 | 2 | 1 | 2 | | | | | 61587.0 |

| CLASS | CFS | TOTAL | ACCUM | PERCT | CLASS | CFS | TOTAL | ACCUM | PERCT | CLASS | CFS | TOTAL | ACCUM | PERCT | CLASS | CFS | TOTAL | ACCUM | PERCT |
|---|---|---|---|---|---|---|---|---|---|---|---|---|---|---|---|---|---|---|---|
| 0 | 0.00 | 0 | 8766 | 100.0 | 9 | 9.40 | 320 | 8287 | 94.5 | 18 | 96.0 | 508 | 2467 | 28.1 | 27 | 980 | 33 | 120 | 1.3 |
| 1 | 1.20 | 4 | 8766 | 100.0 | 10 | 12.00 | 634 | 7967 | 90.9 | 19 | 120.0 | 543 | 1959 | 22.3 | 28 | 1300 | 22 | 87 | .9 |
| 2 | 1.60 | 3 | 8762 | 100.0 | 11 | 16.00 | 665 | 7333 | 83.7 | 20 | 160.0 | 395 | 1416 | 16.2 | 29 | 1600 | 23 | 65 | .7 |
| 3 | 2.00 | 3 | 8759 | 99.9 | 12 | 20.00 | 809 | 6668 | 76.1 | 21 | 210.0 | 293 | 1021 | 11.6 | 30 | 2100 | 13 | 42 | .4 |
| 4 | 2.60 | 16 | 8756 | 99.9 | 13 | 26.00 | 622 | 5859 | 66.8 | 22 | 270.0 | 222 | 728 | 8.3 | 31 | 2700 | 14 | 29 | .3 |
| 5 | 3.40 | 23 | 8740 | 99.7 | 14 | 34.00 | 637 | 5237 | 59.7 | 23 | 350.0 | 143 | 506 | 5.8 | 32 | 3600 | 12 | 15 | .1 |
| 6 | 4.40 | 42 | 8717 | 99.4 | 15 | 44.00 | 743 | 4600 | 52.5 | 24 | 450.0 | 104 | 363 | 4.1 | 33 | 4600 | 2 | 3 | .0 |
| 7 | 5.60 | 110 | 8675 | 99.0 | 16 | 57.00 | 687 | 3857 | 44.0 | 25 | 580.0 | 80 | 259 | 3.0 | 34 | 6000 | 1 | 1 | .0 |
| 8 | 7.30 | 278 | 8565 | 97.7 | 17 | 74.00 | 703 | 3170 | 36.2 | 26 | 760.0 | 59 | 179 | 2.0 | | | | | |

LOWEST MEAN DISCHARGE, IN CFS, AND RANKING, FOR THE FOLLOWING NUMBER OF CONSECUTIVE DAYS IN YEAR ENDING MARCH 31

| YEAR | 1 | | 3 | | 7 | | 14 | | 30 | | 60 | | 90 | | 120 | | 183 | | ANNUAL | |
|---|---|---|---|---|---|---|---|---|---|---|---|---|---|---|---|---|---|---|---|---|
| 1951 | 18.00 | 22 | 20.30 | 22 | 22.30 | 22 | 27.80 | 22 | 50.60 | 23 | 56.80 | 23 | 66.60 | 23 | 73.60 | 23 | 89.80 | 21 | 206.00 | 22 |
| 1952 | 9.60 | 14 | 10.90 | 13 | 12.20 | 14 | 13.10 | 14 | 13.70 | 13 | 15.90 | 13 | 16.80 | 10 | 20.10 | 11 | 50.60 | 17 | 173.00 | 20 |
| 1953 | 6.80 | 9 | 7.70 | 11 | 10.30 | 12 | 12.50 | 12 | 12.80 | 11 | 13.60 | 9 | 13.90 | 8 | 15.90 | 7 | 24.10 | 9 | 69.20 | 7 |
| 1954 | 4.10 | 5 | 4.20 | 5 | 4.59 | 5 | 5.56 | 5 | 7.78 | 5 | 8.12 | 2 | 8.71 | 2 | 9.79 | 3 | 11.80 | 1 | 51.90 | 1 |
| 1955 | 1.20 | 1 | 1.80 | 1 | 2.39 | 1 | 3.20 | 1 | 4.48 | 1 | 11.10 | 7 | 12.90 | 7 | 14.70 | 6 | 15.90 | 5 | 69.30 | 8 |
| 1956 | 1.40 | 2 | 2.30 | 2 | 3.21 | 2 | 5.41 | 3 | 6.26 | 3 | 9.14 | 5 | 20.50 | 14 | 27.20 | 18 | 35.40 | 14 | 102.00 | 12 |
| 1957 | 2.90 | 3 | 3.10 | 3 | 3.59 | 3 | 4.16 | 2 | 5.94 | 2 | 6.87 | 1 | 8.31 | 1 | 9.52 | 1 | 14.00 | 4 | 53.00 | 2 |
| 1958 | 12.00 | 15 | 13.30 | 17 | 13.90 | 16 | 15.10 | 16 | 17.40 | 19 | 23.90 | 20 | 24.80 | 19 | 27.70 | 19 | 85.90 | 20 | 143.00 | 17 |
| 1959 | 37.00 | 23 | 38.30 | 23 | 41.10 | 23 | 41.40 | 23 | 43.60 | 22 | 51.40 | 22 | 60.60 | 22 | 66.50 | 21 | 141.00 | 23 | 256.00 | 23 |
| 1960 | 6.10 | 7 | 6.43 | 7 | 7.24 | 7 | 7.79 | 7 | 9.90 | 9 | 14.10 | 10 | 16.90 | 11 | 19.40 | 10 | 26.00 | 12 | 70.90 | 9 |
| 1961 | 3.20 | 4 | 3.53 | 4 | 4.51 | 4 | 5.51 | 4 | 7.82 | 6 | 8.61 | 3 | 9.99 | 3 | 10.50 | 4 | 12.10 | 2 | 63.70 | 4 |
| 1962 | 12.00 | 16 | 12.70 | 15 | 13.10 | 15 | 14.10 | 15 | 15.20 | 15 | 18.50 | 15 | 20.50 | 15 | 24.10 | 16 | 37.00 | 16 | 146.00 | 18 |
| 1963 | 12.00 | 17 | 12.70 | 16 | 14.00 | 17 | 16.60 | 19 | 17.30 | 18 | 21.50 | 18 | 21.40 | 18 | 22.30 | 14 | 25.60 | 10 | 94.90 | 11 |
| 1964 | 5.20 | 6 | 5.20 | 6 | 5.24 | 6 | 5.96 | 6 | 7.63 | 4 | 9.09 | 4 | 10.00 | 4 | 9.65 | 2 | 12.10 | 3 | 67.80 | 6 |
| 1965 | 6.60 | 8 | 7.60 | 10 | 8.37 | 9 | 8.71 | 8 | 9.38 | 7 | 10.00 | 6 | 11.10 | 5 | 12.20 | 5 | 16.50 | 6 | 92.10 | 10 |
| 1966 | 7.10 | 10 | 7.50 | 9 | 8.54 | 10 | 9.16 | 9 | 9.90 | 8 | 11.40 | 8 | 12.20 | 6 | 17.10 | 9 | 19.60 | 8 | 65.60 | 5 |
| 1967 | 7.40 | 11 | 7.40 | 8 | 7.70 | 8 | 9.34 | 10 | 12.90 | 12 | 17.20 | 14 | 17.40 | 12 | 22.30 | 15 | 33.50 | 13 | 131.00 | 16 |
| 1968 | 14.00 | 18 | 14.70 | 18 | 15.10 | 18 | 16.10 | 17 | 17.20 | 17 | 18.60 | 16 | 19.90 | 13 | 21.60 | 13 | 36.10 | 15 | 121.00 | 14 |
| 1969 | 14.00 | 19 | 15.30 | 20 | 16.00 | 20 | 17.50 | 20 | 19.10 | 20 | 22.50 | 19 | 35.50 | 21 | 71.40 | 22 | 105.00 | 22 | 181.00 | 21 |
| 1970 | 16.00 | 21 | 16.30 | 21 | 19.90 | 21 | 21.40 | 21 | 22.90 | 21 | 25.20 | 21 | 29.20 | 20 | 49.50 | 20 | 54.20 | 19 | 126.00 | 15 |
| 1971 | 14.00 | 20 | 15.00 | 19 | 15.60 | 19 | 16.60 | 18 | 16.70 | 16 | 19.10 | 17 | 21.10 | 16 | 21.30 | 12 | 25.70 | 11 | 103.00 | 13 |
| 1972 | 8.30 | 12 | 8.90 | 12 | 9.70 | 11 | 12.20 | 11 | 12.40 | 10 | 15.20 | 11 | 16.30 | 9 | 16.30 | 8 | 19.40 | 7 | 53.70 | 3 |
| 1973 | 9.60 | 13 | 11.00 | 14 | 11.80 | 13 | 13.00 | 13 | 14.10 | 14 | 15.90 | 12 | 21.20 | 17 | 25.40 | 17 | 53.70 | 18 | 158.00 | 19 |

HIGHEST MEAN DISCHARGE, IN CFS, AND RANKING, FOR THE FOLLOWING NUMBER OF CONSECUTIVE DAYS IN YEAR ENDING SEPTEMBER 30

| YEAR | 1 | | 3 | | 7 | | 15 | | 30 | | 60 | | 90 | | 120 | | 183 | | ANNUAL | |
|---|---|---|---|---|---|---|---|---|---|---|---|---|---|---|---|---|---|---|---|---|
| 1950 | 4300.0 | 6 | 2790.0 | 3 | 1780.0 | 2 | 1440.0 | 1 | 989.0 | 1 | 766.0 | 1 | 582.0 | 1 | 500.0 | 1 | 368.0 | 1 | 223.0 | 1 |
| 1951 | 4260.0 | 7 | 1900.0 | 11 | 1040.0 | 11 | 758.0 | 8 | 490.0 | 9 | 407.0 | 8 | 367.0 | 5 | 366.0 | 3 | 322.0 | 2 | 194.0 | 3 |
| 1952 | 5340.0 | 3 | 2680.0 | 4 | 1290.0 | 7 | 850.0 | 7 | 540.0 | 6 | 462.0 | 4 | 379.0 | 3 | 354.0 | 4 | 283.0 | 4 | 156.0 | 7 |
| 1953 | 1360.0 | 20 | 827.0 | 19 | 653.0 | 17 | 475.0 | 18 | 289.0 | 20 | 187.0 | 21 | 176.0 | 20 | 155.0 | 20 | 131.0 | 19 | 76.0 | 18 |
| 1954 | 552.0 | 24 | 310.0 | 24 | 208.0 | 24 | 190.0 | 24 | 159.0 | 24 | 98.5 | 24 | 76.6 | 24 | 66.0 | 24 | 51.3 | 24 | 31.9 | 24 |
| 1955 | 958.0 | 23 | 591.0 | 23 | 401.0 | 23 | 343.0 | 21 | 276.0 | 21 | 214.0 | 20 | 179.0 | 19 | 163.0 | 19 | 123.0 | 20 | 73.0 | 20 |
| 1956 | 4240.0 | 8 | 1860.0 | 12 | 911.0 | 13 | 496.0 | 16 | 369.0 | 15 | 302.0 | 14 | 242.0 | 16 | 204.0 | 16 | 183.0 | 12 | 111.0 | 11 |
| 1957 | 4230.0 | 9 | 2100.0 | 8 | 1010.0 | 12 | 587.0 | 12 | 358.0 | 16 | 276.0 | 16 | 292.0 | 11 | 240.0 | 11 | 186.0 | 11 | 103.0 | 12 |
| 1958 | 4140.0 | 10 | 2290.0 | 6 | 1940.0 | 1 | 1120.0 | 2 | 670.0 | 4 | 612.0 | 2 | 466.0 | 2 | 401.0 | 2 | 300.0 | 3 | 208.0 | 2 |
| 1959 | 8700.0 | 1 | 3620.0 | 1 | 1700.0 | 4 | 920.0 | 5 | 763.0 | 2 | 496.0 | 3 | 378.0 | 4 | 320.0 | 5 | 242.0 | 7 | 139.0 | 9 |
| 1960 | 1320.0 | 21 | 717.0 | 22 | 515.0 | 21 | 299.0 | 22 | 218.0 | 22 | 146.0 | 22 | 125.0 | 22 | 112.0 | 22 | 98.0 | 22 | 61.9 | 22 |
| 1961 | 3240.0 | 12 | 1590.0 | 14 | 1090.0 | 10 | 739.0 | 9 | 533.0 | 8 | 412.0 | 7 | 357.0 | 6 | 307.0 | 6 | 215.0 | 9 | 116.0 | 10 |
| 1962 | 2440.0 | 15 | 1230.0 | 15 | 620.0 | 18 | 511.0 | 15 | 383.0 | 14 | 288.0 | 15 | 250.0 | 15 | 212.0 | 15 | 168.0 | 16 | 102.0 | 14 |
| 1963 | 4380.0 | 5 | 3280.0 | 2 | 1670.0 | 5 | 997.0 | 3 | 685.0 | 3 | 446.0 | 5 | 322.0 | 8 | 252.0 | 9 | 176.0 | 13 | 98.6 | 15 |
| 1964 | 2890.0 | 14 | 1970.0 | 10 | 1150.0 | 8 | 695.0 | 11 | 466.0 | 11 | 417.0 | 6 | 305.0 | 9 | 244.0 | 10 | 169.0 | 15 | 90.3 | 16 |
| 1965 | 1620.0 | 18 | 970.0 | 17 | 541.0 | 20 | 374.0 | 20 | 308.0 | 19 | 244.0 | 17 | 225.0 | 17 | 184.0 | 17 | 132.0 | 18 | 73.9 | 19 |
| 1966 | 1110.0 | 22 | 736.0 | 21 | 458.0 | 22 | 269.0 | 23 | 166.0 | 23 | 108.0 | 23 | 112.0 | 23 | 102.0 | 23 | 82.9 | 23 | 52.5 | 23 |
| 1967 | 3120.0 | 13 | 2070.0 | 9 | 1420.0 | 6 | 867.0 | 6 | 537.0 | 7 | 338.0 | 11 | 324.0 | 7 | 274.0 | 7 | 280.0 | 5 | 170.0 | 4 |
| 1968 | 4400.0 | 4 | 2240.0 | 7 | 1760.0 | 3 | 976.0 | 4 | 591.0 | 5 | 344.0 | 9 | 302.0 | 10 | 254.0 | 8 | 222.0 | 8 | 156.0 | 8 |
| 1969 | 5950.0 | 2 | 2480.0 | 5 | 1140.0 | 9 | 712.0 | 10 | 487.0 | 10 | 336.0 | 12 | 285.0 | 12 | 232.0 | 13 | 206.0 | 10 | 161.0 | 6 |
| 1970 | 3770.0 | 11 | 1690.0 | 13 | 905.0 | 14 | 535.0 | 14 | 450.0 | 13 | 305.0 | 13 | 269.0 | 13 | 225.0 | 14 | 171.0 | 14 | 103.0 | 13 |
| 1971 | 1660.0 | 17 | 910.0 | 18 | 719.0 | 15 | 434.0 | 19 | 322.0 | 18 | 226.0 | 19 | 169.0 | 21 | 153.0 | 21 | 117.0 | 21 | 68.9 | 21 |
| 1972 | 1600.0 | 19 | 815.0 | 20 | 618.0 | 19 | 483.0 | 17 | 344.0 | 17 | 241.0 | 18 | 201.0 | 18 | 174.0 | 18 | 141.0 | 17 | 83.9 | 17 |
| 1973 | 1970.0 | 16 | 1090.0 | 16 | 714.0 | 16 | 576.0 | 13 | 451.0 | 12 | 340.0 | 10 | 265.0 | 14 | 239.0 | 12 | 249.0 | 6 | 169.0 | 5 |

STATISTICS ON NORMAL MONTHLY MEANS(ALL DAYS)

| OCT | NOV | DEC | JAN | FEB | MARCH | APRIL | MAY | JUNE | JULY | AUG | SEPT |
|---|---|---|---|---|---|---|---|---|---|---|---|

BY ROWS(MEAN,VARIANCE,STANDARD DEVIATION, SKEWNESS, COEFF. OF VARIATION,PERCENTAGE OF AVERAGE FLOW)

| | | | | | | | | | | | |
|---|---|---|---|---|---|---|---|---|---|---|---|
| 0.2737E+02 | 0.7614E+02 | 0.1272E+03 | 0.1774E+03 | 0.1867E+03 | 0.2099E+03 | 0.2118E+03 | 0.1473E+03 | 0.1103E+03 | 0.6888E+02 | 0.4702E+02 | 0.2561E+02 |
| 0.3968E+03 | 0.9244E+04 | 0.1900E+05 | 0.4750E+05 | 0.2138E+05 | 0.2017E+05 | 0.1531E+05 | 0.1387E+05 | 0.1747E+05 | 0.7880E+04 | 0.5594E+04 | 0.7470E+03 |
| 0.1992E+02 | 0.9614E+02 | 0.1379E+03 | 0.2179E+03 | 0.1462E+03 | 0.1420E+03 | 0.1237E+03 | 0.1178E+03 | 0.1322E+03 | 0.8877E+02 | 0.7480E+02 | 0.2733E+02 |
| 0.1719E+01 | 0.1758E+01 | 0.1171E+01 | 0.2379E+01 | 0.1134E+01 | 0.1292E+01 | 0.6883E+00 | 0.2145E+01 | 0.3256E+01 | 0.2585E+01 | 0.3067E+01 | 0.3650E+01 |
| 0.7277E+00 | 0.1263E+01 | 0.1084E+01 | 0.1229E+01 | 0.7832E+00 | 0.6768E+00 | 0.5842E+00 | 0.7998E+00 | 0.1198E+01 | 0.1289E+01 | 0.1591E+01 | 0.1067E+01 |
| 0.1934E+01 | 0.5379E+01 | 0.8987E+01 | 0.1253E+02 | 0.1319E+02 | 0.1483E+02 | 0.1496E+02 | 0.1040E+02 | 0.7793E+01 | 0.4866E+01 | 0.3322E+01 | 0.1809E+01 |

STATISTICS ON NORMAL ANNUAL MEANS(ALL DAYS)

| MEAN | VARIANCE | STANDARD DEVIATION | SKEWNESS | COEFF. OF VARIATION | SERIAL CORR |
|---|---|---|---|---|---|
| 0.1176E+03 | 0.2664E+04 | 0.5162E+02 | 0.4527E+00 | 0.4390E+00 | 0.4007E+00 |

STATISTICS ON LOG MONTHLY MEANS(ALL DAYS)

| OCT | NOV | DEC | JAN | FEB | MARCH | APRIL | MAY | JUNE | JULY | AUG | SEPT |
|---|---|---|---|---|---|---|---|---|---|---|---|

BY ROWS(MEAN,VARIANCE,STANDARD DEVIATION, SKEWNESS, COEFF. OF VARIATION,PERCENTAGE OF AVERAGE FLOW)

| | | | | | | | | | | | |
|---|---|---|---|---|---|---|---|---|---|---|---|
| 0.1346E+01 | 0.1613E+01 | 0.1828E+01 | 0.2010E+01 | 0.2127E+01 | 0.2227E+01 | 0.2247E+01 | 0.2072E+01 | 0.1879E+01 | 0.1634E+01 | 0.1424E+01 | 0.1284E+01 |
| 0.7903E-01 | 0.2197E+00 | 0.2789E+00 | 0.2091E+00 | 0.1545E+00 | 0.8991E-01 | 0.7786E-01 | 0.7937E-01 | 0.1218E+00 | 0.1510E+00 | 0.1580E+00 | 0.9497E-01 |
| 0.2811E+00 | 0.4687E+00 | 0.5241E+00 | 0.4573E+00 | 0.3931E+00 | 0.2999E+00 | 0.2790E+00 | 0.2817E+00 | 0.3490E+00 | 0.3885E+00 | 0.3975E+00 | 0.3082E+00 |
| 0.3229E+00 | 0.7310E+00 | 0.4073E-01 | 0.3213E+00 | -0.5478E+00 | -0.9132E-01 | -0.3483E+00 | 0.5329E+00 | 0.8719E+00 | 0.9234E+00 | 0.1528E+01 | 0.6692E+00 |
| 0.2088E+00 | 0.2905E+00 | 0.2889E+00 | 0.2275E+00 | 0.1849E+00 | 0.1346E+00 | 0.1242E+00 | 0.1360E+00 | 0.1857E+00 | 0.2377E+00 | 0.2792E+00 | 0.2400E+00 |
| 0.6207E+01 | 0.7437E+01 | 0.8427E+01 | 0.9267E+01 | 0.9803E+01 | 0.1027E+02 | 0.1036E+02 | 0.9550E+01 | 0.8664E+01 | 0.7534E+01 | 0.6564E+01 | 0.5920E+01 |

STATISTICS ON LOG ANNUAL MEANS(ALL DAYS)

| MEAN | VARIANCE | STANDARD DEVIATION | SKEWNESS | COEFF. OF VARIATION | SERIAL CORR |
|---|---|---|---|---|---|
| 0.2026E+01 | 0.4298E-01 | 0.2073E+00 | -0.5022E+00 | 0.1023E+00 | 0.3448E+00 |

**ANNUAL PEAKS**

| | | | | | |
|---|---|---|---|---|---|
| 1950 | 13500 | 1958 | 10400 | 1966 | 1920 |
| 1951 | 9250 | 1959 | 14100 | 1967 | 5060 |
| 1952 | 9250 | 1960 | 2100 | 1968 | 7500 |
| 1953 | 3160 | 1961 | 6120 | 1969 | 15000 |
| 1954 | 1160 | 1962 | 4170 | 1970 | 8000 |
| 1955 | 2540 | 1963 | 11500 | 1971 | 2940 |
| 1956 | 8200 | 1964 | 5830 | 1972 | 3750 |
| 1957 | 7600 | 1965 | 2890 | 1973 | 3240 |

03275600 East Fork Whitewater River at Abington, Ind.

LOCATION.--Lat 39°43'57", long 84°57'35", in NE¼SW¼ sec.2, T.12 N., R.2 W., First principal meridian, Union County, at downstream side of center pier of bridge on county road at Abington, 3 miles (5 km) downstream from Elkhorn Creek, and 8 miles (13 km) southwest of Richmond.

DRAINAGE AREA.--200 mi² (518 km²).

DURATION TABLE OF DAILY DISCHARGE FOR YEAR ENDING SEPTEMBER 30

| CLASS | 0 | 1 | 2 | 3 | 4 | 5 | 6 | 7 | 8 | 9 | 10 | 11 | 12 | 13 | 14 | 15 | 16 | 17 | 18 | 19 | 20 | 21 | 22 | 23 | 24 | 25 | 26 | 27 | 28 | 29 | 30 | 31 | 32 | 33 | 34 | |
|---|---|---|---|---|---|---|---|---|---|---|---|---|---|---|---|---|---|---|---|---|---|---|---|---|---|---|---|---|---|---|---|---|---|---|---|---|
| YEAR | NUMBER OF DAYS IN CLASS | | | | | | | | | | | | | | | | | | | | | | | | | | | | | | | | | | | CFS_DAYS |
| 1966 | | 10 | 29 | 29 | 41 | 39 | 34 | 32 | 26 | 25 | 25 | 14 | 14 | 13 | 9 | 5 | 6 | 3 | 4 | 3 | 1 | 1 | | | 1 | | 1 | | | | | | | | | 36640.0 |
| 1967 | | | 15 | 21 | 18 | 19 | 15 | 11 | 13 | 20 | 29 | 19 | 27 | 28 | 24 | 19 | 12 | 15 | 11 | 11 | 4 | 8 | 5 | 7 | 1 | 2 | 4 | 3 | | 1 | | 2 | 1 | | | 106296.0 |
| 1968 | | | 4 | 5 | 8 | 9 | 21 | 18 | 51 | 28 | 27 | 11 | 28 | 20 | 18 | 28 | 15 | 15 | 13 | 10 | 7 | 7 | 6 | 3 | 2 | 3 | 2 | | 4 | | | 1 | 1 | | 1 | 108995.0 |
| 1969 | | | | | 7 | 10 | 35 | 21 | 11 | 17 | 33 | 21 | 44 | 24 | 38 | 20 | 7 | 24 | 10 | 11 | 4 | 5 | 7 | 6 | 1 | 1 | | | 1 | 3 | 1 | 2 | | | 1 | 111550.0 |
| 1970 | | | | | 42 | 45 | 35 | 28 | 30 | 15 | 17 | 15 | 25 | 16 | 24 | 20 | 13 | 13 | 5 | 8 | 3 | 3 | 1 | 3 | 1 | | | | | 1 | 1 | | | 1 | | 70330.0 |
| 1971 | | | 20 | 18 | 35 | 29 | 53 | 34 | 31 | 28 | 19 | 15 | 18 | 8 | 11 | 8 | 5 | 7 | 7 | 2 | 3 | 3 | 1 | 5 | | | 1 | 1 | 1 | 1 | | 1 | | | | 58508.0 |
| 1972 | | | 18 | 23 | 64 | 19 | 16 | 16 | 18 | 22 | 22 | 25 | 24 | 11 | 20 | 11 | 14 | 12 | 4 | 9 | 8 | 3 | 1 | 1 | | 1 | 3 | | | 1 | | | | | | 62896.0 |
| 1973 | | | | | 8 | 30 | 16 | 10 | 11 | 14 | 22 | 30 | 30 | 23 | 23 | 24 | 21 | 19 | 18 | 12 | 13 | 14 | 7 | 6 | 3 | 2 | 4 | 1 | 2 | | 2 | | | | | 119502.0 |

| CLASS | CFS | TOTAL | ACCUM | PERCT | CLASS | CFS | TOTAL | ACCUM | PERCT | CLASS | CFS | TOTAL | ACCUM | PERCT | CLASS | CFS | TOTAL | ACCUM | PERCT |
|---|---|---|---|---|---|---|---|---|---|---|---|---|---|---|---|---|---|---|---|
| 0 | 0.00 | 0 | 2922 | 100.0 | 9 | 85.00 | 169 | 1721 | 58.9 | 18 | 410.0 | 72 | 352 | 12.0 | 27 | 2000 | 5 | 35 | 1.1 |
| 1 | 21.00 | 10 | 2922 | 100.0 | 10 | 100.00 | 194 | 1552 | 53.1 | 19 | 480.0 | 66 | 280 | 9.6 | 28 | 2300 | 8 | 30 | 1.0 |
| 2 | 25.00 | 86 | 2912 | 99.7 | 11 | 120.00 | 150 | 1358 | 46.5 | 20 | 580.0 | 43 | 214 | 7.3 | 29 | 2800 | 7 | 22 | .7 |
| 3 | 30.00 | 96 | 2826 | 96.7 | 12 | 140.00 | 210 | 1208 | 41.3 | 21 | 690.0 | 44 | 171 | 5.9 | 30 | 3300 | 4 | 15 | .5 |
| 4 | 35.00 | 223 | 2730 | 93.4 | 13 | 170.00 | 143 | 998 | 34.2 | 22 | 820.0 | 28 | 127 | 4.3 | 31 | 3900 | 6 | 11 | .3 |
| 5 | 42.00 | 200 | 2507 | 85.8 | 14 | 200.00 | 167 | 855 | 29.3 | 23 | 970.0 | 31 | 99 | 3.4 | 32 | 4700 | 2 | 5 | .1 |
| 6 | 50.00 | 225 | 2307 | 79.0 | 15 | 240.00 | 135 | 688 | 23.5 | 24 | 1200.0 | 9 | 68 | 2.3 | 33 | 5600 | 1 | 3 | .1 |
| 7 | 60.00 | 170 | 2082 | 71.3 | 16 | 290.00 | 93 | 553 | 18.9 | 25 | 1400.0 | 9 | 59 | 2.0 | 34 | 6600 | 2 | 2 | .0 |
| 8 | 71.00 | 191 | 1912 | 65.4 | 17 | 340.00 | 108 | 460 | 15.7 | 26 | 1600.0 | 15 | 50 | 1.7 | | | | | |

LOWEST MEAN DISCHARGE, IN CFS, AND RANKING, FOR THE FOLLOWING NUMBER OF CONSECUTIVE DAYS IN YEAR ENDING MARCH 31

| YEAR | 1 | | 3 | | 7 | | 14 | | 30 | | 60 | | 90 | | 120 | | 183 | | ANNUAL | |
|---|---|---|---|---|---|---|---|---|---|---|---|---|---|---|---|---|---|---|---|---|
| 1967 | 21.00 | 1 | 22.30 | 1 | 24.30 | 1 | 26.00 | 1 | 33.30 | 4 | 37.20 | 4 | 41.20 | 3 | 48.40 | 3 | 67.70 | 3 | 220.00 | 3 |
| 1968 | 26.00 | 2 | 26.70 | 2 | 27.60 | 2 | 29.60 | 2 | 31.50 | 2 | 33.70 | 1 | 39.20 | 2 | 50.10 | 4 | 81.40 | 4 | 225.00 | 4 |
| 1969 | 46.00 | 7 | 46.30 | 7 | 48.40 | 7 | 52.90 | 7 | 54.50 | 7 | 61.10 | 7 | 78.80 | 7 | 146.00 | 7 | 208.00 | 7 | 353.00 | 7 |
| 1970 | 36.00 | 6 | 37.00 | 6 | 40.40 | 6 | 42.00 | 6 | 48.30 | 6 | 50.40 | 6 | 56.60 | 6 | 98.90 | 6 | 108.00 | 6 | 232.00 | 5 |
| 1971 | 35.00 | 5 | 35.30 | 5 | 35.70 | 5 | 38.40 | 5 | 38.70 | 5 | 47.90 | 5 | 51.30 | 5 | 55.90 | 5 | 62.50 | 2 | 214.00 | 2 |
| 1972 | 26.00 | 3 | 27.00 | 3 | 28.00 | 3 | 29.60 | 3 | 30.10 | 1 | 35.00 | 2 | 36.60 | 1 | 37.20 | 1 | 46.70 | 1 | 120.00 | 1 |
| 1973 | 26.00 | 4 | 27.00 | 4 | 28.60 | 4 | 31.20 | 4 | 32.60 | 3 | 35.70 | 3 | 43.70 | 4 | 48.20 | 2 | 102.00 | 5 | 303.00 | 6 |

HIGHEST MEAN DISCHARGE, IN CFS, AND RANKING, FOR THE FOLLOWING NUMBER OF CONSECUTIVE DAYS IN YEAR ENDING SEPTEMBER 30

| YEAR | 1 | | 3 | | 7 | | 15 | | 30 | | 60 | | 90 | | 120 | | 183 | | ANNUAL | |
|---|---|---|---|---|---|---|---|---|---|---|---|---|---|---|---|---|---|---|---|---|
| 1966 | 1820.0 | 8 | 1180.0 | 8 | 749.0 | 8 | 455.0 | 8 | 293.0 | 8 | 195.0 | 8 | 195.0 | 8 | 180.0 | 8 | 150.0 | 8 | 100.0 | 8 |
| 1967 | 4850.0 | 4 | 3310.0 | 3 | 2200.0 | 2 | 1270.0 | 3 | 776.0 | 4 | 580.0 | 4 | 573.0 | 2 | 486.0 | 2 | 466.0 | 2 | 291.0 | 4 |
| 1968 | 7250.0 | 1 | 4260.0 | 1 | 3180.0 | 1 | 1910.0 | 1 | 1160.0 | 1 | 674.0 | 1 | 594.0 | 1 | 497.0 | 1 | 415.0 | 3 | 298.0 | 3 |
| 1969 | 6610.0 | 2 | 3400.0 | 2 | 1710.0 | 3 | 1300.0 | 2 | 916.0 | 2 | 638.0 | 3 | 541.0 | 3 | 448.0 | 4 | 399.0 | 4 | 306.0 | 2 |
| 1970 | 6200.0 | 3 | 2700.0 | 4 | 1410.0 | 6 | 808.0 | 7 | 749.0 | 6 | 519.0 | 5 | 463.0 | 5 | 402.0 | 5 | 311.0 | 5 | 193.0 | 5 |
| 1971 | 4190.0 | 5 | 2100.0 | 6 | 1630.0 | 4 | 985.0 | 5 | 763.0 | 5 | 514.0 | 6 | 384.0 | 7 | 348.0 | 6 | 267.0 | 7 | 160.0 | 7 |
| 1972 | 3020.0 | 7 | 1480.0 | 7 | 1190.0 | 7 | 951.0 | 6 | 681.0 | 7 | 474.0 | 7 | 399.0 | 6 | 346.0 | 7 | 289.0 | 6 | 172.0 | 6 |
| 1973 | 3500.0 | 6 | 2160.0 | 5 | 1490.0 | 5 | 1170.0 | 4 | 908.0 | 3 | 671.0 | 2 | 521.0 | 4 | 468.0 | 3 | 474.0 | 1 | 327.0 | 1 |

STATISTICS ON NORMAL MONTHLY MEANS(ALL DAYS)

| OCT | NOV | DEC | JAN | FEB | MARCH | APRIL | MAY | JUNE | JULY | AUG | SEPT |
|---|---|---|---|---|---|---|---|---|---|---|---|
| BY ROWS(MEAN, VARIANCE, STANDARD DEVIATION, SKEWNESS, COEFF. OF VARIATION, PERCENTAGE OF AVERAGE FLOW) | | | | | | | | | | | |
| 0.5386E+02 | 0.1853E+03 | 0.3280E+03 | 0.2500E+03 | 0.3063E+03 | 0.3490E+03 | 0.3750E+03 | 0.3949E+03 | 0.1871E+03 | 0.1813E+03 | 0.1149E+03 | 0.4893E+02 |
| 0.7557E+02 | 0.3202E+05 | 0.5672E+05 | 0.3675E+05 | 0.4168E+05 | 0.6439E+05 | 0.5488E+05 | 0.1027E+06 | 0.9407E+04 | 0.3220E+05 | 0.1486E+05 | 0.1936E+03 |
| 0.8693E+01 | 0.1790E+03 | 0.2382E+03 | 0.1917E+03 | 0.2042E+03 | 0.2538E+03 | 0.2343E+03 | 0.3204E+03 | 0.9699E+02 | 0.1795E+03 | 0.1219E+03 | 0.1391E+02 |
| -0.7609E+00 | 0.1490E+01 | 0.2177E+00 | 0.2463E+01 | 0.2212E+01 | 0.1336E+01 | 0.6173E+00 | 0.1616E+01 | 0.1962E+00 | 0.1350E+01 | 0.2102E+01 | 0.9881E+00 |
| 0.1614E+00 | 0.9658E+00 | 0.7262E+00 | 0.7666E+00 | 0.6664E+00 | 0.7271E+00 | 0.6248E+00 | 0.8114E+00 | 0.5183E+00 | 0.9896E+00 | 0.1061E+01 | 0.2844E+00 |
| 0.1941E+01 | 0.6678E+01 | 0.1182E+02 | 0.9012E+01 | 0.1104E+02 | 0.1258E+02 | 0.1351E+02 | 0.1423E+02 | 0.6744E+01 | 0.6536E+01 | 0.4141E+01 | 0.1763E+01 |

STATISTICS ON NORMAL ANNUAL MEANS(ALL DAYS)

| MEAN | VARIANCE | STANDARD DEVIATION | SKEWNESS | COEFF. OF VARIATION | SERIAL CORR |
|---|---|---|---|---|---|
| 0.2309E+03 | 0.7140E+04 | 0.8450E+02 | -0.3168E+00 | 0.3659E+00 | 0.3677E-01 |

STATISTICS ON LOG MONTHLY MEANS(ALL DAYS)

| OCT | NOV | DEC | JAN | FEB | MARCH | APRIL | MAY | JUNE | JULY | AUG | SEPT |
|---|---|---|---|---|---|---|---|---|---|---|---|
| BY ROWS(MEAN,VARIANCE,STANDARD DEVIATION, SKEWNESS, COEFF. OF VARIATION,PERCENTAGE OF AVERAGE FLOW) | | | | | | | | | | | |
| 0.1726E+01 | 0.2093E+01 | 0.2377E+01 | 0.2325E+01 | 0.2425E+01 | 0.2455E+01 | 0.2490E+01 | 0.2497E+01 | 0.2212E+01 | 0.2080E+01 | 0.1897E+01 | 0.1675E+01 |
| 0.5621E-02 | 0.1768E+00 | 0.1616E+00 | 0.5927E-01 | 0.5295E-01 | 0.8194E-01 | 0.9077E-01 | 0.8725E-01 | 0.6611E-01 | 0.1704E+00 | 0.1452E+00 | 0.1385E-01 |
| 0.7497E-01 | 0.4205E+00 | 0.4020E+00 | 0.2435E+00 | 0.2301E+00 | 0.2863E+00 | 0.3013E+00 | 0.2954E+00 | 0.2571E+00 | 0.4129E+00 | 0.3811E+00 | 0.1177E+00 |
| -0.1030E+01 | 0.3032E+00 | -0.3820E+00 | 0.1566E+01 | 0.1113E+01 | 0.6142E+00 | -0.3153E+00 | 0.1040E+01 | -0.4792E+00 | 0.6165E+00 | 0.8675E+00 | 0.4832E+00 |
| 0.4344E-01 | 0.2009E+00 | 0.1691E+00 | 0.1047E+00 | 0.9488E-01 | 0.1166E+00 | 0.1210E+00 | 0.1183E+00 | 0.1162E+00 | 0.1984E+00 | 0.2009E+00 | 0.7026E-01 |
| 0.6574E+01 | 0.7972E+01 | 0.9056E+01 | 0.8856E+01 | 0.9238E+01 | 0.9352E+01 | 0.9485E+01 | 0.9512E+01 | 0.8425E+01 | 0.7925E+01 | 0.7224E+01 | 0.6381E+01 |

STATISTICS ON LOG ANNUAL MEANS(ALL DAYS)

| MEAN | VARIANCE | STANDARD DEVIATION | SKEWNESS | COEFF. OF VARIATION | SERIAL CORR |
|---|---|---|---|---|---|
| 0.2333E+01 | 0.3307E-01 | 0.1818E+00 | -0.7916E+00 | 0.7794E-01 | -0.9698E-02 |

ANNUAL PEAKS

| | |
|---|---|
| 1966 | 2950 |
| 1967 | 6300 |
| 1968 | 9980 |
| 1969 | 13400 |
| 1970 | 9380 |
| 1971 | 6380 |
| 1972 | 6600 |
| 1973 | 5520 |

03276000 East Fork Whitewater River at Brookville, Ind.

LOCATION.--Lat 39°26'02", long 85°00'12", in NE¼NE¼ sec.20, T.9 N., R.2 W., Franklin County, on right bank 100 ft (30 m) upstream from bridge on State Highway 101, at Brookville, 0.4 mile (0.6 km) downstream from Brookville Lake, and 1.8 miles (2.9 km) upstream from mouth.

DRAINAGE AREA.--380 $mi^2$ (984 $km^2$).

REMARKS.--Flow regulated by Brookville Lake since January 1974.

DURATION TABLE OF DAILY DISCHARGE FOR YEAR ENDING SEPTEMBER 30

| CLASS | 0 | 1 | 2 | 3 | 4 | 5 | 6 | 7 | 8 | 9 | 10 | 11 | 12 | 13 | 14 | 15 | 16 | 17 | 18 | 19 | 20 | 21 | 22 | 23 | 24 | 25 | 26 | 27 | 28 | 29 | 30 | 31 | 32 | 33 | 34 | |
|---|---|---|---|---|---|---|---|---|---|---|---|---|---|---|---|---|---|---|---|---|---|---|---|---|---|---|---|---|---|---|---|---|---|---|---|---|
| YEAR | NUMBER OF DAYS IN CLASS | | | | | | | | | | | | | | | | | | | | | | | | | | | | | | | | | | | CFS_DAYS |
| 1955 | | 9 | 13 | 7 | 30 | 36 | 38 | 13 | 20 | 15 | 25 | 23 | 20 | 25 | 14 | 18 | 21 | 13 | 5 | 3 | 7 | 2 | 2 | 2 | 2 | 2 | | | | | | | | | | 88420.0 |
| 1956 | | | | | 23 | 10 | 20 | 11 | 12 | 26 | 38 | 40 | 20 | 15 | 18 | 27 | 22 | 20 | 17 | 13 | 11 | 11 | 3 | 1 | | 3 | 2 | 2 | | | 1 | | | | | 153868.0 |
| 1957 | | | | 5 | 19 | 30 | 42 | 12 | 24 | 19 | 20 | 32 | 36 | 24 | 22 | 20 | 13 | 7 | 11 | 6 | 4 | 5 | 2 | 4 | 2 | | 2 | 1 | 1 | 1 | 1 | | | | | 126539.0 |
| 1958 | | | | | | 2 | 19 | 10 | 4 | 7 | 13 | 27 | 42 | 40 | 30 | 39 | 23 | 25 | 16 | 14 | 11 | 13 | 5 | 7 | 2 | 3 | 5 | 2 | 3 | 2 | 1 | | | | | 230031.0 |
| 1959 | | | | 1 | 12 | 14 | 12 | 22 | 17 | 20 | 35 | 35 | 20 | 23 | 26 | 30 | 16 | 25 | 20 | 14 | 5 | 6 | 4 | 1 | | 1 | 1 | 2 | | | | 2 | | | 1 | 173615.0 |
| 1960 | | | 3 | 9 | 18 | 17 | 20 | 22 | 37 | 6 | 34 | 56 | 37 | 32 | 24 | 17 | 10 | 4 | 6 | 8 | 2 | | 1 | 1 | 1 | | 1 | | | | | | | | | 79233.0 |
| 1961 | | | | 1 | 26 | 47 | 48 | 20 | 24 | 16 | 18 | 22 | 19 | 17 | 10 | 12 | 12 | 16 | 10 | 8 | 9 | 7 | 8 | 5 | 4 | 1 | 2 | | 1 | | 2 | | | | | 145085.0 |
| 1962 | | | | | | 1 | 26 | 38 | 27 | 27 | 22 | 28 | 33 | 38 | 24 | 18 | 22 | 20 | 10 | 9 | 4 | 4 | 3 | 2 | 2 | 3 | 2 | 1 | | 1 | | | | | | 131379.0 |
| 1963 | | | | 21 | 11 | 19 | 56 | 62 | 31 | 18 | 22 | 23 | 9 | 19 | 6 | 10 | 9 | 11 | 13 | 7 | 3 | 4 | 1 | 4 | 1 | 2 | | | 1 | 1 | | | | 1 | | 113238.0 |
| 1964 | | 8 | 6 | 49 | 77 | 30 | 20 | 30 | 18 | 10 | 15 | 19 | 6 | 10 | 6 | 15 | 7 | 6 | 7 | 6 | 3 | 5 | 2 | 3 | 1 | 2 | 1 | 1 | | 2 | | 1 | | | | 102742.0 |
| 1965 | | 2 | 18 | 20 | 34 | 30 | 39 | 28 | 16 | 15 | 27 | 13 | 6 | 11 | 14 | 14 | 21 | 14 | 6 | 10 | 10 | 5 | 2 | 5 | 1 | 1 | 1 | 2 | | | | | | | | 106855.0 |

| CLASS | CFS | TOTAL | ACCUM | PERCT | CLASS | CFS | TOTAL | ACCUM | PERCT | CLASS | CFS | TOTAL | ACCUM | PERCT | CLASS | CFS | TOTAL | ACCUM | PERCT |
|---|---|---|---|---|---|---|---|---|---|---|---|---|---|---|---|---|---|---|---|
| 0 | 0.00 | 0 | 4018 | 100.0 | 9 | 93.00 | 179 | 2522 | 62.8 | 18 | 630.0 | 121 | 503 | 12.5 | 27 | 4200 | 11 | 34 | .8 |
| 1 | 17.00 | 19 | 4018 | 100.0 | 10 | 110.00 | 269 | 2343 | 58.3 | 19 | 770.0 | 98 | 382 | 9.5 | 28 | 5200 | 6 | 23 | .5 |
| 2 | 21.00 | 40 | 3999 | 99.5 | 11 | 140.00 | 318 | 2074 | 51.6 | 20 | 960.0 | 69 | 284 | 7.1 | 29 | 6400 | 7 | 17 | .4 |
| 3 | 26.00 | 113 | 3959 | 98.5 | 12 | 180.00 | 248 | 1756 | 43.7 | 21 | 1200.0 | 62 | 215 | 5.4 | 30 | 8000 | 5 | 10 | .2 |
| 4 | 32.00 | 250 | 3846 | 95.7 | 13 | 220.00 | 254 | 1508 | 37.5 | 22 | 1500.0 | 33 | 153 | 3.8 | 31 | 9800 | 3 | 5 | .1 |
| 5 | 40.00 | 236 | 3596 | 89.5 | 14 | 270.00 | 194 | 1254 | 31.2 | 23 | 1800.0 | 35 | 120 | 3.0 | 32 | 12000 | | 2 | .0 |
| 6 | 49.00 | 340 | 3360 | 83.6 | 15 | 330.00 | 220 | 1060 | 26.4 | 24 | 2200.0 | 16 | 85 | 2.1 | 33 | 15000 | 1 | 2 | .0 |
| 7 | 61.00 | 268 | 3020 | 75.2 | 16 | 410.00 | 176 | 840 | 20.9 | 25 | 2800.0 | 18 | 69 | 1.7 | 34 | 19000 | 1 | 1 | .0 |
| 8 | 75.00 | 230 | 2752 | 68.5 | 17 | 510.00 | 161 | 664 | 16.5 | 26 | 3400.0 | 17 | 51 | 1.3 | | | | | |

LOWEST MEAN DISCHARGE, IN CFS, AND RANKING, FOR THE FOLLOWING NUMBER OF CONSECUTIVE DAYS IN YEAR ENDING MARCH 31

| YEAR | 1 | | 3 | | 7 | | 14 | | 30 | | 60 | | 90 | | 120 | | 183 | | ANNUAL | |
|---|---|---|---|---|---|---|---|---|---|---|---|---|---|---|---|---|---|---|---|---|
| 1955 | 20.00 | 3 | 20.30 | 3 | 21.30 | 3 | 21.60 | 2 | 22.80 | 1 | 32.20 | 3 | 36.30 | 3 | 40.60 | 3 | 48.00 | 3 | 206.00 | 1 |
| 1956 | 19.00 | 2 | 19.00 | 2 | 19.40 | 2 | 21.70 | 3 | 31.40 | 4 | 48.00 | 6 | 102.00 | 10 | 119.00 | 10 | 148.00 | 9 | 367.00 | 8 |
| 1957 | 30.00 | 6 | 30.70 | 6 | 31.10 | 6 | 32.00 | 6 | 36.00 | 6 | 38.20 | 5 | 42.90 | 5 | 45.80 | 5 | 68.80 | 5 | 237.00 | 3 |
| 1958 | 38.00 | 8 | 38.70 | 8 | 40.00 | 8 | 42.70 | 8 | 49.40 | 8 | 65.00 | 8 | 70.30 | 7 | 85.70 | 7 | 206.00 | 10 | 454.00 | 9 |
| 1959 | 92.00 | 11 | 98.00 | 11 | 104.00 | 11 | 111.00 | 11 | 117.00 | 11 | 137.00 | 11 | 163.00 | 11 | 175.00 | 11 | 384.00 | 11 | 792.00 | 11 |
| 1960 | 31.00 | 7 | 31.70 | 7 | 33.60 | 7 | 36.10 | 7 | 42.30 | 7 | 56.20 | 7 | 62.20 | 6 | 67.50 | 6 | 87.40 | 6 | 245.00 | 5 |
| 1961 | 25.00 | 4 | 25.30 | 4 | 26.30 | 5 | 29.10 | 5 | 34.10 | 5 | 35.60 | 4 | 40.40 | 4 | 43.40 | 4 | 51.20 | 4 | 239.00 | 4 |
| 1962 | 49.00 | 10 | 49.30 | 9 | 49.70 | 9 | 52.90 | 9 | 65.50 | 10 | 76.10 | 10 | 81.60 | 9 | 102.00 | 9 | 141.00 | 8 | 504.00 | 10 |
| 1963 | 47.00 | 9 | 50.00 | 10 | 55.40 | 10 | 59.40 | 10 | 61.60 | 9 | 75.10 | 9 | 74.60 | 8 | 88.60 | 8 | 94.60 | 7 | 299.00 | 6 |
| 1964 | 26.00 | 5 | 26.00 | 5 | 26.00 | 4 | 26.30 | 4 | 26.70 | 3 | 29.20 | 2 | 32.10 | 2 | 32.90 | 2 | 39.90 | 1 | 229.00 | 2 |
| 1965 | 17.00 | 1 | 17.70 | 1 | 18.60 | 1 | 20.80 | 1 | 24.50 | 2 | 25.50 | 1 | 27.80 | 1 | 31.30 | 1 | 46.50 | 2 | 313.00 | 7 |

HIGHEST MEAN DISCHARGE, IN CFS, AND RANKING, FOR THE FOLLOWING NUMBER OF CONSECUTIVE DAYS IN YEAR ENDING SEPTEMBER 30

| YEAR | 1 | | 3 | | 7 | | 15 | | 30 | | 60 | | 90 | | 120 | | 183 | | ANNUAL | |
|---|---|---|---|---|---|---|---|---|---|---|---|---|---|---|---|---|---|---|---|---|
| 1955 | 3150.0 | 11 | 2460.0 | 10 | 1420.0 | 11 | 1200.0 | 10 | 990.0 | 10 | 745.0 | 10 | 609.0 | 10 | 511.0 | 10 | 395.0 | 10 | 242.0 | 10 |
| 1956 | 8800.0 | 6 | 4700.0 | 8 | 2470.0 | 8 | 1610.0 | 8 | 1190.0 | 9 | 1010.0 | 7 | 858.0 | 9 | 743.0 | 7 | 647.0 | 4 | 420.0 | 3 |
| 1957 | 8920.0 | 5 | 5660.0 | 4 | 3580.0 | 5 | 2080.0 | 6 | 1260.0 | 7 | 1050.0 | 6 | 909.0 | 6 | 753.0 | 6 | 608.0 | 5 | 347.0 | 6 |
| 1958 | 8380.0 | 7 | 5310.0 | 6 | 4300.0 | 3 | 2560.0 | 3 | 1650.0 | 4 | 1590.0 | 2 | 1300.0 | 1 | 1170.0 | 1 | 893.0 | 1 | 630.0 | 1 |
| 1959 | 21600.0 | 1 | 11300.0 | 1 | 5410.0 | 1 | 2990.0 | 1 | 2640.0 | 1 | 1720.0 | 1 | 1300.0 | 2 | 1110.0 | 2 | 828.0 | 2 | 476.0 | 2 |
| 1960 | 3490.0 | 10 | 2200.0 | 11 | 1720.0 | 10 | 1050.0 | 11 | 689.0 | 11 | 472.0 | 11 | 408.0 | 11 | 361.0 | 11 | 334.0 | 11 | 216.0 | 11 |
| 1961 | 8940.0 | 4 | 5650.0 | 5 | 3040.0 | 6 | 2300.0 | 4 | 1780.0 | 3 | 1300.0 | 4 | 1190.0 | 3 | 1020.0 | 3 | 731.0 | 3 | 397.0 | 4 |
| 1962 | 6560.0 | 8 | 4740.0 | 7 | 2500.0 | 7 | 1780.0 | 7 | 1450.0 | 6 | 971.0 | 9 | 870.0 | 8 | 740.0 | 8 | 586.0 | 6 | 360.0 | 5 |
| 1963 | 16400.0 | 2 | 9810.0 | 2 | 4760.0 | 2 | 2830.0 | 2 | 1920.0 | 2 | 1300.0 | 5 | 987.0 | 4 | 782.0 | 4 | 551.0 | 7 | 310.0 | 7 |
| 1964 | 9820.0 | 3 | 5910.0 | 3 | 3580.0 | 4 | 2140.0 | 5 | 1480.0 | 5 | 1320.0 | 3 | 961.0 | 5 | 757.0 | 5 | 526.0 | 9 | 281.0 | 9 |
| 1965 | 4280.0 | 9 | 3370.0 | 9 | 2010.0 | 9 | 1320.0 | 9 | 1230.0 | 8 | 973.0 | 8 | 883.0 | 7 | 735.0 | 9 | 530.0 | 8 | 293.0 | 8 |

EAST FORK WHITEWATER AT BROOKVILLE, IND (Continued)

STATISTICS ON NORMAL MONTHLY MEANS(ALL DAYS)

| OCT | NOV | DEC | JAN | FEB | MARCH | APRIL | MAY | JUNE | JULY | AUG | SEPT |
|---|---|---|---|---|---|---|---|---|---|---|---|
| BY ROWS(MEAN,VARIANCE,STANDARD DEVIATION, SKEWNESS, COEFF. OF VARIATION,PERCENTAGE OF AVERAGE FLOW) | | | | | | | | | | | |
| 0.7013E+02 | 0.1747E+03 | 0.2271E+03 | 0.3785E+03 | 0.5962E+03 | 0.7984E+03 | 0.7763E+03 | 0.4913E+03 | 0.3733E+03 | 0.2439E+03 | 0.1422E+03 | 0.8036E+02 |
| 0.2096E+04 | 0.7386E+05 | 0.8924E+05 | 0.1937E+06 | 0.2015E+06 | 0.2236E+06 | 0.1810E+06 | 0.9307E+05 | 0.1709E+06 | 0.8057E+05 | 0.6794E+05 | 0.2489E+04 |
| 0.4579E+02 | 0.2718E+03 | 0.2987E+03 | 0.4402E+03 | 0.4489E+03 | 0.4728E+03 | 0.4255E+03 | 0.3051E+03 | 0.4134E+03 | 0.2839E+03 | 0.2607E+03 | 0.4989E+02 |
| 0.1295E+01 | 0.3035E+01 | 0.2772E+01 | 0.2366E+01 | 0.9827E+00 | 0.7114E+00 | 0.3071E+00 | 0.1010E+01 | 0.2427E+01 | 0.2952E+01 | 0.3246E+01 | 0.7588E+00 |
| 0.6529E+00 | 0.1555E+01 | 0.1316E+01 | 0.1163E+01 | 0.7529E+00 | 0.5922E+00 | 0.5481E+00 | 0.6209E+00 | 0.1107E+01 | 0.1164E+01 | 0.1833E+01 | 0.6209E+00 |
| 0.1611E+01 | 0.4015E+01 | 0.5217E+01 | 0.8695E+01 | 0.1370E+02 | 0.1834E+02 | 0.1784E+02 | 0.1129E+02 | 0.8576E+01 | 0.5604E+01 | 0.3267E+01 | 0.1846E+01 |

STATISTICS ON NORMAL ANNUAL MEANS(ALL DAYS)

| MEAN | VARIANCE | STANDARD DEVIATION | SKEWNESS | COEFF. OF VARIATION | SERIAL CORR |
|---|---|---|---|---|---|
| 0.3612E+03 | 0.1394E+05 | 0.1181E+03 | 0.1155E+01 | 0.3269E+00 | 0.4646E-01 |

STATISTICS ON LOG MONTHLY MEANS(ALL DAYS)

| OCT | NOV | DEC | JAN | FEB | MARCH | APRIL | MAY | JUNE | JULY | AUG | SEPT |
|---|---|---|---|---|---|---|---|---|---|---|---|
| BY ROWS(MEAN,VARIANCE,STANDARD DEVIATION, SKEWNESS, COEFF. OF VARIATION,PERCENTAGE OF AVERAGE FLOW) | | | | | | | | | | | |
| 0.1768E+01 | 0.1994E+01 | 0.2139E+01 | 0.2389E+01 | 0.2639E+01 | 0.2822E+01 | 0.2821E+01 | 0.2621E+01 | 0.2409E+01 | 0.2238E+01 | 0.1881E+01 | 0.1824E+01 |
| 0.7319E-01 | 0.1779E+00 | 0.1824E+00 | 0.1622E+00 | 0.1562E+00 | 0.8566E-01 | 0.7249E-01 | 0.6580E-01 | 0.1337E+00 | 0.1148E+00 | 0.1565E+00 | 0.8087E-01 |
| 0.2705E+00 | 0.4218E+00 | 0.4270E+00 | 0.4027E+00 | 0.3953E+00 | 0.2927E+00 | 0.2692E+00 | 0.2565E+00 | 0.3656E+00 | 0.3388E+00 | 0.3956E+00 | 0.2844E+00 |
| 0.2854E+00 | 0.1356E+01 | 0.6873E+00 | 0.6483E+00 | -0.6489E+00 | -0.4475E+00 | -0.3668E+00 | 0.3719E+00 | 0.9224E+00 | 0.1114E+01 | 0.2392E+01 | -0.4118E-01 |
| 0.1530E+00 | 0.2115E+00 | 0.1997E+00 | 0.1686E+00 | 0.1498E+00 | 0.1037E+00 | 0.9545E-01 | 0.9789E-01 | 0.1518E+00 | 0.1514E+00 | 0.2103E+00 | 0.1559E+00 |
| 0.6419E+01 | 0.7241E+01 | 0.7765E+01 | 0.8674E+01 | 0.9582E+01 | 0.1025E+02 | 0.1024E+02 | 0.9514E+01 | 0.8745E+01 | 0.8124E+01 | 0.6828E+01 | 0.6623E+01 |

STATISTICS ON LOG ANNUAL MEANS(ALL DAYS)

| MEAN | VARIANCE | STANDARD DEVIATION | SKEWNESS | COEFF. OF VARIATION | SERIAL CORR |
|---|---|---|---|---|---|
| 0.2538E+01 | 0.1792E-01 | 0.1339E+00 | 0.4134E+00 | 0.5274E-01 | -0.4336E-01 |

ANNUAL PEAKS

| | | | |
|---|---|---|---|
| 1954 | 5500 | 1964 | 10900 |
| 1955 | 5140 | 1965 | 7340 |
| 1956 | 14100 | 1966 | 4400 |
| 1957 | 10800 | 1967 | 14000 |
| 1958 | 12000 | 1968 | 31600 |
| 1959 | 36100 | 1969 | 10500 |
| 1960 | 5170 | 1970 | 10400 |
| 1961 | 14700 | 1971 | 9890 |
| 1962 | 8940 | 1972 | 5000 |
| 1963 | 28000 | 1973 | 5200 |

03276500 Whitewater River at Brookville, Ind.

LOCATION.--Lat 39°24'24", long 85°00'46", in NE¼NW¼ sec.32, T.9 N., R.2 W., Franklin County, on right bank at downstream side of highway bridge, 0.3 mile (0.5 km) downstream from East Fork Whitewater River, and 1.1 miles (1.8 km) south of Brookville.

DRAINAGE AREA.--1,224 mi² (3,170 km²).

DURATION TABLE OF DAILY DISCHARGE FOR YEAR ENDING SEPTEMBER 30

| CLASS | 0 | 1 | 2 | 3 | 4 | 5 | 6 | 7 | 8 | 9 | 10 | 11 | 12 | 13 | 14 | 15 | 16 | 17 | 18 | 19 | 20 | 21 | 22 | 23 | 24 | 25 | 26 | 27 | 28 | 29 | 30 | 31 | 32 | 33 | 34 | |
|---|---|---|---|---|---|---|---|---|---|---|---|---|---|---|---|---|---|---|---|---|---|---|---|---|---|---|---|---|---|---|---|---|---|---|---|---|
| YEAR | NUMBER OF DAYS IN CLASS | | | | | | | | | | | | | | | | | | | | | | | | | | | | | | | | | | | CFS_DAYS |
| 1916 | | | | | | | 15 | 12 | 21 | 32 | 33 | 22 | 22 | 21 | 19 | 30 | 21 | 32 | 23 | 23 | 5 | 11 | 8 | 3 | 5 | | 1 | 3 | 2 | 1 | | | 1 | | | 624876.0 |
| 1917 | | | | | | | 46 | 66 | 32 | 11 | 24 | 18 | 23 | 32 | 18 | 19 | 16 | 12 | 10 | 10 | 6 | 8 | 5 | 1 | 1 | 2 | 1 | 2 | 1 | 1 | | | | | | 410859.0 |
| 1924 | | | | | | | 1 | 39 | 47 | 37 | 10 | 6 | 4 | 10 | 22 | 30 | 31 | 24 | 36 | 25 | 13 | 5 | 8 | 6 | 5 | 2 | 1 | 2 | 1 | 1 | | | | | | 607259.0 |
| 1925 | | | | | 11 | 7 | 49 | 48 | 45 | 60 | 29 | 29 | 20 | 18 | 12 | 8 | 5 | 4 | 6 | 8 | 3 | 1 | 2 | | | | | | | | | | | | | 202438.0 |
| 1926 | | | | | | 1 | 11 | 9 | 11 | 15 | 22 | 18 | 33 | 30 | 29 | 21 | 28 | 30 | 24 | 24 | 15 | 14 | 7 | 3 | 6 | 4 | 4 | 6 | | | | | | | | 695797.0 |
| 1927 | | | | | 19 | 17 | 27 | 11 | 4 | 6 | 5 | 8 | 19 | 43 | 40 | 22 | 23 | 26 | 20 | 17 | 15 | 8 | 11 | 6 | 6 | 7 | 1 | 3 | | 1 | | | | | | 645128.0 |
| 1928 | | | | | | 4 | 21 | 9 | 35 | 14 | 23 | 12 | 20 | 25 | 49 | 35 | 33 | 27 | 11 | 14 | 11 | 9 | 3 | 5 | | 2 | | | 2 | 1 | | 1 | | | | 526848.0 |
| 1929 | | | | | | | 14 | 30 | 52 | 22 | 24 | 21 | 17 | 10 | 19 | 11 | 23 | 29 | 19 | 24 | 16 | 9 | 8 | 3 | 4 | | 2 | 2 | 1 | 1 | 2 | 1 | | 1 | | 674350.0 |
| 1930 | | | 1 | 29 | 29 | 18 | 16 | 28 | 17 | 20 | 19 | 21 | 15 | 18 | 15 | 22 | 26 | 23 | 9 | 10 | 9 | 3 | 2 | 3 | 1 | 3 | | 3 | | 1 | 2 | 2 | | | | 504229.0 |
| 1931 | | | 1 | 14 | 89 | 44 | 32 | 23 | 33 | 15 | 25 | 33 | 14 | 9 | 10 | 8 | 4 | 2 | 2 | 4 | 1 | 1 | | 1 | | | | | | | | | | | | 144883.0 |
| 1932 | | | | | 4 | 23 | 43 | 31 | 31 | 13 | 11 | 20 | 30 | 29 | 29 | 18 | 20 | 16 | 9 | 11 | 8 | 5 | 5 | 2 | 1 | 4 | 1 | 1 | | 1 | | | | | | 417973.0 |
| 1933 | | | | | | | 5 | 22 | 35 | 19 | 19 | 24 | 24 | 13 | 22 | 21 | 32 | 29 | 23 | 22 | 14 | 10 | 7 | 5 | 5 | 3 | 4 | 1 | | 3 | | 3 | | | | 754127.0 |
| 1934 | | 10 | 22 | 29 | 22 | 11 | 33 | 65 | 38 | 22 | 36 | 31 | 16 | 9 | 5 | 2 | 4 | 2 | 1 | 2 | 1 | 1 | 2 | | 1 | | | | | | | | | | | 144661.0 |
| 1935 | | | 37 | 65 | 66 | 17 | 10 | 9 | 26 | 22 | 21 | 23 | 14 | 10 | 14 | 7 | 5 | 5 | 3 | 2 | 2 | 4 | 1 | 1 | | | | 1 | | | | | | | | 169764.0 |
| 1936 | | 1 | 8 | 35 | 32 | 14 | 23 | 14 | 39 | 19 | 31 | 17 | 22 | 19 | 23 | 15 | 16 | 14 | 5 | 4 | 3 | 2 | 4 | 2 | | 1 | 3 | | | | | | | | | 287275.0 |
| 1937 | | | | | | | 6 | 14 | 12 | 16 | 31 | 36 | 28 | 31 | 46 | 32 | 23 | 24 | 16 | 9 | 10 | 9 | 5 | 4 | 4 | 2 | 1 | | | 2 | 2 | | 2 | | | 661518.0 |
| 1938 | | | | | | | 2 | 3 | 15 | 20 | 29 | 21 | 41 | 35 | 34 | 19 | 33 | 26 | 19 | 16 | 12 | 11 | 8 | 4 | 4 | 5 | 2 | 1 | 4 | 1 | | | | | | 663156.0 |
| 1939 | | | | | 8 | 12 | 6 | 41 | 20 | 25 | 34 | 28 | 29 | 20 | 29 | 13 | 23 | 25 | 8 | 9 | 11 | 6 | 4 | 2 | 5 | 2 | 3 | 1 | | | 1 | | | | | 470933.0 |
| 1940 | | | 5 | 23 | 42 | 43 | 50 | 26 | 16 | 18 | 14 | 19 | 23 | 13 | 19 | 12 | 9 | 8 | 5 | 5 | 4 | 2 | 2 | 3 | 1 | 1 | | 1 | 1 | | 1 | | | | | 282970.0 |
| 1941 | | 7 | 23 | 34 | 33 | 45 | 35 | 46 | 42 | 46 | 23 | 12 | 3 | 3 | 5 | 3 | 1 | 3 | | 1 | | | | | | | | | | | | | | | | 99072.0 |
| 1942 | | 1 | 2 | | | 8 | 17 | 17 | 25 | 40 | 36 | 44 | 30 | 35 | 31 | 19 | 14 | 11 | 8 | 6 | 6 | 2 | 4 | 3 | 1 | 2 | 1 | 1 | 1 | | | | | | | 369476.0 |
| 1943 | | | | | | 34 | 29 | 14 | 12 | 12 | 29 | 29 | 30 | 32 | 38 | 20 | 24 | 17 | 6 | 8 | 10 | 6 | 3 | 4 | 2 | 1 | 1 | | 1 | 1 | 1 | 1 | | | | 478306.0 |
| 1944 | | | 2 | 28 | 32 | 76 | 78 | 16 | 8 | 6 | 6 | 3 | 7 | 13 | 13 | 15 | 22 | 8 | 6 | 7 | 8 | 2 | 2 | 2 | 1 | 1 | | 2 | 1 | 1 | | | | | | 307276.0 |
| 1945 | | | | 36 | 62 | 28 | 21 | 14 | 12 | 13 | 17 | 13 | 8 | 13 | 25 | 18 | 14 | 13 | 11 | 10 | 6 | 5 | 10 | 4 | 4 | | 2 | 2 | 2 | 1 | 1 | | | | | 469211.0 |
| 1946 | | | | | | 16 | 13 | 11 | 11 | 9 | 33 | 33 | 36 | 33 | 26 | 29 | 15 | 25 | 22 | 21 | 5 | 11 | 2 | 5 | 4 | 3 | 1 | | 1 | | | | | | | | 412221.0 |
| 1947 | | | | | | 17 | 23 | 24 | 3 | 9 | 16 | 29 | 34 | 30 | 18 | 24 | 14 | 24 | 22 | 14 | 13 | 12 | 13 | 8 | 5 | 4 | 3 | 1 | 2 | 1 | 1 | | 1 | | | | 584836.0 |
| 1948 | | | | | | 18 | 17 | 15 | 20 | 50 | 64 | 38 | 16 | 8 | 13 | 17 | 17 | 11 | 13 | 11 | 6 | 7 | 7 | 4 | 1 | 3 | 4 | 2 | 2 | | 1 | 1 | | | | | 434115.0 |
| 1949 | | | | | | 16 | 10 | 8 | 10 | 34 | 16 | 24 | 19 | 27 | 20 | 19 | 30 | 26 | 25 | 16 | 15 | 11 | 10 | 4 | 4 | 3 | 7 | 3 | | 3 | 4 | | | 1 | | | 710115.0 |
| 1950 | | | | | | | | 2 | 40 | 34 | 25 | 16 | 14 | 27 | 29 | 21 | 28 | 29 | 22 | 11 | 14 | 10 | 15 | 3 | 3 | 4 | 3 | 6 | 3 | 3 | | 2 | 1 | | | 861184.0 |
| 1951 | | | | | | 21 | 21 | 5 | 13 | 7 | 27 | 25 | 21 | 18 | 37 | 22 | 27 | 21 | 23 | 12 | 18 | 9 | 12 | 7 | 5 | 3 | 4 | 4 | | 1 | 1 | 1 | | | | | 710698.0 |
| 1952 | | | | | 14 | 48 | 38 | 20 | 7 | 14 | 13 | 15 | 16 | 18 | 14 | 24 | 20 | 29 | 22 | 7 | 15 | 8 | 5 | 6 | 4 | 1 | 5 | | 1 | | 1 | | 1 | | | | 569530.0 |
| 1953 | | | | 3 | 54 | 36 | 14 | 13 | 16 | 24 | 19 | 10 | 24 | 44 | 33 | 20 | 14 | 14 | 7 | 6 | 1 | 6 | 2 | 1 | 3 | 1 | | | | | | | | | | 301754.0 |
| 1954 | | | | 21 | 124 | 30 | 21 | 23 | 25 | 30 | 21 | 13 | 10 | 15 | 11 | 7 | 7 | 1 | 3 | | 3 | | | | | | | | | | | | | | | 129064.0 |
| 1955 | | | | 21 | 13 | 43 | 37 | 21 | 12 | 15 | 21 | 27 | 31 | 18 | 19 | 16 | 19 | 17 | 4 | 12 | 3 | 4 | 6 | 2 | 2 | 2 | | | | | | | | | | 320884.0 |
| 1956 | | | | | 21 | 12 | 16 | 7 | 13 | 22 | 30 | 37 | 33 | 26 | 20 | 14 | 25 | 18 | 16 | 19 | 13 | 6 | 8 | 1 | 1 | 1 | 2 | 3 | 1 | | | | | | | 517356.0 |
| 1957 | | | | | 43 | 13 | 25 | 32 | 27 | 17 | 11 | 21 | 45 | 23 | 19 | 15 | 15 | 16 | 9 | 7 | 6 | 5 | 2 | 3 | 4 | 1 | 2 | 1 | 1 | | 1 | 1 | | | | 426650.0 |
| 1958 | | | | | | 6 | 20 | 6 | 10 | 2 | 6 | 26 | 46 | 43 | 32 | 26 | 31 | 18 | 19 | 15 | 12 | 9 | 12 | 7 | 4 | 3 | 2 | 4 | 3 | 2 | 1 | | | | | 734085.0 |
| 1959 | | | | | | 4 | 30 | 20 | 15 | 13 | 34 | 33 | 26 | 24 | 35 | 18 | 33 | 24 | 17 | 12 | 9 | 7 | 3 | 1 | 1 | | 2 | | 1 | | 1 | | 1 | | 1 | | 541741.0 |
| 1960 | | | | | 19 | 9 | 20 | 25 | 41 | 13 | 18 | 56 | 33 | 40 | 32 | 13 | 12 | 12 | 8 | 3 | 4 | 2 | 2 | 1 | 1 | 1 | | | 1 | | | | | | | 294667.0 |
| 1961 | | | | | 34 | 48 | 33 | 19 | 21 | 16 | 23 | 17 | 17 | 19 | 21 | 10 | 13 | 7 | 13 | 8 | 11 | 8 | 9 | 7 | 3 | 2 | 1 | | 3 | | 1 | 1 | | | | 501058.0 |
| 1962 | | | | | | | 46 | 47 | 31 | 27 | 24 | 25 | 38 | 28 | 12 | 23 | 18 | 13 | 10 | 4 | 5 | 2 | 3 | 4 | 2 | | | 2 | 1 | | | | | | | 415220.0 |
| 1963 | | | | 6 | 18 | 9 | 22 | 73 | 68 | 28 | 23 | 13 | 16 | 16 | 11 | 7 | 9 | 10 | 9 | 6 | 3 | 3 | 6 | 3 | 1 | 1 | | 1 | 1 | 1 | | | | | 1 | 365930.0 |
| 1964 | | | | 48 | 98 | 19 | 22 | 27 | 16 | 16 | 24 | 13 | 9 | 5 | 12 | 7 | 12 | 6 | 4 | 6 | 4 | 2 | 5 | 2 | 2 | | 2 | 1 | 1 | 2 | | | 1 | | | 342819.0 |
| 1965 | | | | 11 | 46 | 28 | 27 | 38 | 30 | 14 | 28 | 11 | 20 | 10 | 15 | 13 | 23 | 8 | 9 | 8 | 6 | 8 | 3 | 3 | 1 | | 3 | 2 | | | | | | | | 340068.0 |

| CLASS | CFS | TOTAL | ACCUM | PERCT | CLASS | CFS | TOTAL | ACCUM | PERCT | CLASS | CFS | TOTAL | ACCUM | PERCT | CLASS | CFS | TOTAL | ACCUM | PERCT |
|---|---|---|---|---|---|---|---|---|---|---|---|---|---|---|---|---|---|---|---|
| 0 | 0.00 | 0 | 16072 | 100.0 | 9 | 310.00 | 948 | 10605 | 66.0 | 18 | 2000.0 | 540 | 2383 | 14.8 | 27 | 12000 | 60 | 175 | 1.0 |
| 1 | 60.00 | 19 | 16072 | 100.0 | 10 | 380.00 | 1025 | 9657 | 60.1 | 19 | 2400.0 | 452 | 1843 | 11.5 | 28 | 15000 | 40 | 115 | .7 |
| 2 | 74.00 | 101 | 16053 | 99.9 | 11 | 470.00 | 970 | 8632 | 53.7 | 20 | 2900.0 | 356 | 1391 | 8.7 | 29 | 19000 | 33 | 75 | .4 |
| 3 | 90.00 | 403 | 15952 | 99.3 | 12 | 570.00 | 976 | 7662 | 47.7 | 21 | 3600.0 | 258 | 1035 | 6.4 | 30 | 23000 | 17 | 42 | .2 |
| 4 | 110.00 | 1000 | 15549 | 96.7 | 13 | 700.00 | 952 | 6686 | 41.6 | 22 | 4400.0 | 224 | 777 | 4.8 | 31 | 28000 | 14 | 25 | .1 |
| 5 | 140.00 | 791 | 14549 | 90.5 | 14 | 860.00 | 1023 | 5734 | 35.7 | 23 | 5500.0 | 131 | 553 | 3.4 | 32 | 35000 | 7 | 11 | .0 |
| 6 | 170.00 | 994 | 13758 | 85.6 | 15 | 1100.00 | 741 | 4711 | 29.3 | 24 | 6700.0 | 109 | 422 | 2.6 | 33 | 42000 | 2 | 4 | .0 |
| 7 | 210.00 | 1028 | 12764 | 79.4 | 16 | 1300.00 | 847 | 3970 | 24.7 | 25 | 8200.0 | 79 | 313 | 1.9 | 34 | 52000 | 2 | 2 | .0 |
| 8 | 250.00 | 1131 | 11736 | 73.0 | 17 | 1600.00 | 740 | 3123 | 19.4 | 26 | 10000.0 | 59 | 234 | 1.5 | | | | | |

LOWEST MEAN DISCHARGE, IN CFS, AND RANKING, FOR THE FOLLOWING NUMBER OF CONSECUTIVE DAYS IN YEAR ENDING MARCH 31

| YEAR | 1 | | 3 | | 7 | | 14 | | 30 | | 60 | | 90 | | 120 | | 183 | | ANNUAL | |
|---|---|---|---|---|---|---|---|---|---|---|---|---|---|---|---|---|---|---|---|---|
| 1917 | 190.00 | 35 | 196.00 | 35 | 198.00 | 33 | 200.00 | 31 | 212.00 | 31 | 215.00 | 24 | 220.00 | 19 | 232.00 | 18 | 321.00 | 18 | 1110.00 | 21 |
| 1925 | 188.00 | 33 | 193.00 | 33 | 196.00 | 31 | 199.00 | 30 | 203.00 | 28 | 251.00 | 28 | 280.00 | 26 | 296.00 | 25 | 415.00 | 24 | 1060.00 | 18 |
| 1926 | 113.00 | 17 | 116.00 | 17 | 125.00 | 20 | 132.00 | 19 | 203.00 | 29 | 301.00 | 37 | 350.00 | 34 | 388.00 | 32 | 441.00 | 26 | 1150.00 | 23 |
| 1927 | 166.00 | 30 | 175.00 | 30 | 181.00 | 30 | 201.00 | 32 | 444.00 | 41 | 576.00 | 42 | 753.00 | 41 | 980.00 | 42 | 1800.00 | 42 | 2140.00 | 39 |
| 1928 | 110.00 | 14 | 112.00 | 14 | 123.00 | 19 | 133.00 | 20 | 148.00 | 19 | 186.00 | 19 | 252.00 | 24 | 325.00 | 28 | 474.00 | 28 | 1480.00 | 29 |
| 1929 | 152.00 | 26 | 163.00 | 29 | 168.00 | 27 | 173.00 | 27 | 183.00 | 24 | 207.00 | 22 | 247.00 | 23 | 287.00 | 23 | 381.00 | 22 | 1420.00 | 26 |
| 1930 | 202.00 | 37 | 205.00 | 36 | 210.00 | 35 | 213.00 | 33 | 219.00 | 33 | 246.00 | 27 | 325.00 | 31 | 426.00 | 36 | 990.00 | 40 | 2200.00 | 41 |

WHITEWATER RIVER AT BROOKVILLE, IND. (Continued)

LOWEST MEAN DISCHARGE, IN CFS, AND RANKING, FOR THE FOLLOWING NUMBER OF CONSECUTIVE DAYS IN YEAR ENDING MARCH 31

| YEAR | 1 | | 3 | | 7 | | 14 | | 30 | | 60 | | 90 | | 120 | | 183 | | ANNUAL | |
|---|---|---|---|---|---|---|---|---|---|---|---|---|---|---|---|---|---|---|---|---|
| 1931 | 88.00 | 6 | 93.70 | 8 | 95.40 | 8 | 98.10 | 8 | 101.00 | 7 | 115.00 | 6 | 136.00 | 7 | 138.00 | 7 | 141.00 | 3 | 300.00 | 2 |
| 1932 | 93.00 | 10 | 95.30 | 9 | 100.00 | 10 | 119.00 | 14 | 194.00 | 26 | 272.00 | 32 | 312.00 | 28 | 316.00 | 27 | 334.00 | 19 | 1080.00 | 19 |
| 1933 | 119.00 | 21 | 124.00 | 21 | 136.00 | 22 | 148.00 | 23 | 182.00 | 23 | 254.00 | 30 | 366.00 | 35 | 423.00 | 35 | 579.00 | 34 | 1550.00 | 32 |
| 1934 | 184.00 | 32 | 187.00 | 31 | 198.00 | 32 | 213.00 | 34 | 216.00 | 32 | 252.00 | 29 | 334.00 | 33 | 308.00 | 26 | 348.00 | 20 | 1130.00 | 22 |
| 1935 | 60.00 | 1 | 65.00 | 2 | 69.10 | 2 | 78.40 | 2 | 84.90 | 1 | 91.60 | 1 | 92.90 | 1 | 99.90 | 1 | 111.00 | 1 | 212.00 | 1 |
| 1936 | 99.00 | 12 | 101.00 | 12 | 105.00 | 12 | 111.00 | 12 | 118.00 | 10 | 202.00 | 21 | 240.00 | 22 | 292.00 | 24 | 386.00 | 23 | 861.00 | 13 |
| 1937 | 73.00 | 3 | 75.70 | 3 | 87.60 | 4 | 88.00 | 4 | 95.80 | 3 | 121.00 | 8 | 162.00 | 13 | 238.00 | 19 | 484.00 | 30 | 1670.00 | 34 |
| 1938 | 190.00 | 34 | 195.00 | 34 | 210.00 | 36 | 263.00 | 40 | 401.00 | 39 | 500.00 | 39 | 532.00 | 39 | 573.00 | 38 | 699.00 | 37 | 1440.00 | 27 |
| 1939 | 210.00 | 39 | 212.00 | 38 | 215.00 | 37 | 219.00 | 35 | 226.00 | 34 | 273.00 | 33 | 448.00 | 38 | 485.00 | 37 | 588.00 | 35 | 1470.00 | 28 |
| 1940 | 121.00 | 22 | 126.00 | 22 | 130.00 | 21 | 136.00 | 21 | 139.00 | 18 | 164.00 | 17 | 176.00 | 18 | 175.00 | 12 | 268.00 | 13 | 952.00 | 15 |
| 1941 | 78.00 | 4 | 79.70 | 4 | 84.60 | 3 | 87.10 | 3 | 89.60 | 2 | 97.90 | 2 | 108.00 | 2 | 121.00 | 4 | 162.00 | 6 | 601.00 | 4 |
| 1942 | 64.00 | 2 | 64.70 | 1 | 66.00 | 1 | 71.50 | 1 | 132.00 | 15 | 148.00 | 15 | 162.00 | 14 | 217.00 | 16 | 268.00 | 14 | 753.00 | 5 |
| 1943 | 140.00 | 25 | 142.00 | 25 | 145.00 | 24 | 149.00 | 24 | 155.00 | 21 | 186.00 | 20 | 323.00 | 30 | 369.00 | 31 | 442.00 | 27 | 1170.00 | 24 |
| 1944 | 128.00 | 23 | 141.00 | 23 | 148.00 | 25 | 150.00 | 25 | 159.00 | 22 | 175.00 | 18 | 174.00 | 17 | 195.00 | 14 | 210.00 | 10 | 851.00 | 12 |
| 1945 | 80.00 | 5 | 84.30 | 5 | 89.00 | 5 | 97.10 | 6 | 97.70 | 4 | 103.00 | 3 | 111.00 | 3 | 116.00 | 3 | 127.00 | 2 | 1080.00 | 20 |
| 1946 | 158.00 | 28 | 161.00 | 27 | 168.00 | 28 | 181.00 | 29 | 211.00 | 30 | 285.00 | 36 | 403.00 | 36 | 590.00 | 39 | 650.00 | 36 | 1500.00 | 30 |
| 1947 | 116.00 | 18 | 117.00 | 18 | 120.00 | 17 | 123.00 | 15 | 126.00 | 12 | 138.00 | 12 | 151.00 | 12 | 183.00 | 13 | 286.00 | 15 | 796.00 | 9 |
| 1948 | 208.00 | 38 | 216.00 | 40 | 224.00 | 40 | 236.00 | 38 | 259.00 | 37 | 281.00 | 35 | 301.00 | 27 | 338.00 | 29 | 577.00 | 33 | 1810.00 | 36 |
| 1949 | 110.00 | 15 | 117.00 | 19 | 120.00 | 18 | 125.00 | 16 | 134.00 | 16 | 146.00 | 14 | 164.00 | 15 | 230.00 | 17 | 364.00 | 21 | 2080.00 | 38 |
| 1950 | 178.00 | 31 | 187.00 | 32 | 204.00 | 34 | 256.00 | 39 | 282.00 | 38 | 375.00 | 38 | 406.00 | 37 | 410.00 | 34 | 530.00 | 31 | 2050.00 | 37 |
| 1951 | 290.00 | 41 | 291.00 | 41 | 313.00 | 41 | 331.00 | 41 | 406.00 | 40 | 553.00 | 40 | 776.00 | 42 | 836.00 | 41 | 978.00 | 39 | 2160.00 | 40 |
| 1952 | 132.00 | 24 | 141.00 | 24 | 144.00 | 23 | 147.00 | 22 | 150.00 | 20 | 162.00 | 16 | 173.00 | 16 | 217.00 | 15 | 433.00 | 25 | 1670.00 | 35 |
| 1953 | 112.00 | 16 | 113.00 | 15 | 117.00 | 15 | 126.00 | 18 | 136.00 | 17 | 144.00 | 13 | 149.00 | 11 | 166.00 | 11 | 239.00 | 12 | 807.00 | 10 |
| 1954 | 101.00 | 13 | 102.00 | 13 | 105.00 | 13 | 110.00 | 11 | 114.00 | 9 | 117.00 | 7 | 120.00 | 6 | 127.00 | 6 | 156.00 | 5 | 530.00 | 3 |
| 1955 | 90.00 | 7 | 92.00 | 6 | 92.00 | 6 | 93.10 | 5 | 98.50 | 5 | 130.00 | 10 | 144.00 | 10 | 151.00 | 9 | 178.00 | 7 | 781.00 | 8 |
| 1956 | 91.00 | 8 | 96.70 | 10 | 99.10 | 9 | 103.00 | 9 | 131.00 | 14 | 210.00 | 23 | 327.00 | 32 | 405.00 | 33 | 539.00 | 32 | 1230.00 | 25 |
| 1957 | 116.00 | 19 | 116.00 | 16 | 117.00 | 14 | 118.00 | 13 | 123.00 | 11 | 129.00 | 9 | 142.00 | 9 | 156.00 | 10 | 234.00 | 11 | 779.00 | 7 |
| 1958 | 160.00 | 29 | 162.00 | 28 | 164.00 | 26 | 171.00 | 26 | 201.00 | 27 | 223.00 | 26 | 230.00 | 20 | 282.00 | 22 | 742.00 | 38 | 1510.00 | 31 |
| 1959 | 400.00 | 42 | 410.00 | 42 | 421.00 | 42 | 449.00 | 42 | 469.00 | 42 | 567.00 | 41 | 680.00 | 40 | 720.00 | 40 | 1350.00 | 41 | 2500.00 | 42 |
| 1960 | 156.00 | 27 | 159.00 | 26 | 174.00 | 29 | 178.00 | 28 | 192.00 | 25 | 217.00 | 25 | 240.00 | 21 | 254.00 | 20 | 312.00 | 17 | 807.00 | 11 |
| 1961 | 118.00 | 20 | 119.00 | 20 | 120.00 | 16 | 125.00 | 17 | 128.00 | 13 | 131.00 | 11 | 141.00 | 8 | 146.00 | 8 | 184.00 | 9 | 898.00 | 14 |
| 1962 | 211.00 | 40 | 212.00 | 39 | 217.00 | 38 | 220.00 | 36 | 239.00 | 36 | 274.00 | 34 | 322.00 | 29 | 354.00 | 30 | 479.00 | 29 | 1660.00 | 33 |
| 1963 | 200.00 | 36 | 209.00 | 37 | 218.00 | 39 | 221.00 | 37 | 229.00 | 35 | 261.00 | 31 | 261.00 | 25 | 268.00 | 21 | 294.00 | 16 | 972.00 | 16 |
| 1964 | 92.00 | 9 | 92.00 | 7 | 94.70 | 7 | 97.40 | 7 | 101.00 | 6 | 108.00 | 4 | 113.00 | 4 | 113.00 | 2 | 144.00 | 4 | 759.00 | 6 |
| 1965 | 98.00 | 11 | 99.30 | 11 | 101.00 | 11 | 103.00 | 10 | 108.00 | 8 | 112.00 | 5 | 118.00 | 5 | 126.00 | 5 | 181.00 | 8 | 1000.00 | 17 |

HIGHEST MEAN DISCHARGE, IN CFS, AND RANKING, FOR THE FOLLOWING NUMBER OF CONSECUTIVE DAYS IN YEAR ENDING SEPTEMBER 30

| YEAR | 1 | | 3 | | 7 | | 15 | | 30 | | 60 | | 90 | | 120 | | 183 | | ANNUAL | |
|---|---|---|---|---|---|---|---|---|---|---|---|---|---|---|---|---|---|---|---|---|
| 1916 | 38700.0 | 7 | 25100.0 | 8 | 14300.0 | 9 | 8490.0 | 9 | 6390.0 | 6 | 4950.0 | 8 | 3930.0 | 9 | 3490.0 | 8 | 2870.0 | 6 | 1710.0 | 11 |
| 1917 | 19400.0 | 29 | 14500.0 | 25 | 8270.0 | 25 | 5210.0 | 29 | 3960.0 | 27 | 2600.0 | 30 | 2340.0 | 31 | 2090.0 | 31 | 1890.0 | 25 | 1130.0 | 28 |
| 1924 | 20900.0 | 27 | 11800.0 | 29 | 6710.0 | 32 | 4590.0 | 32 | 4150.0 | 25 | 3030.0 | 27 | 3070.0 | 22 | 2800.0 | 17 | 2690.0 | 10 | 1660.0 | 12 |
| 1925 | 4720.0 | 42 | 3290.0 | 42 | 2970.0 | 40 | 2200.0 | 40 | 1590.0 | 40 | 1110.0 | 40 | 926.0 | 40 | 873.0 | 40 | 737.0 | 40 | 555.0 | 39 |
| 1926 | 14500.0 | 33 | 10000.0 | 31 | 8140.0 | 26 | 6020.0 | 23 | 4470.0 | 22 | 3320.0 | 23 | 2630.0 | 29 | 2260.0 | 28 | 2190.0 | 18 | 1910.0 | 6 |
| 1927 | 22900.0 | 23 | 14700.0 | 24 | 8550.0 | 24 | 5760.0 | 25 | 4920.0 | 17 | 3590.0 | 19 | 3610.0 | 13 | 3210.0 | 14 | 2600.0 | 13 | 1770.0 | 10 |
| 1928 | 28400.0 | 17 | 12100.0 | 28 | 7210.0 | 29 | 5470.0 | 27 | 3680.0 | 31 | 2530.0 | 32 | 2690.0 | 27 | 2340.0 | 26 | 2070.0 | 23 | 1440.0 | 16 |
| 1929 | 46600.0 | 4 | 21700.0 | 12 | 11100.0 | 16 | 7160.0 | 14 | 4510.0 | 20 | 3860.0 | 18 | 3530.0 | 14 | 3260.0 | 12 | 3270.0 | 5 | 1850.0 | 7 |
| 1930 | 28500.0 | 16 | 26500.0 | 5 | 20800.0 | 1 | 12600.0 | 3 | 7740.0 | 4 | 4990.0 | 6 | 4170.0 | 6 | 3450.0 | 10 | 2520.0 | 14 | 1380.0 | 18 |
| 1931 | 6080.0 | 41 | 4020.0 | 41 | 2700.0 | 42 | 2140.0 | 41 | 1480.0 | 41 | 1080.0 | 41 | 857.0 | 41 | 753.0 | 42 | 614.0 | 41 | 397.0 | 41 |
| 1932 | 21400.0 | 26 | 8680.0 | 34 | 6930.0 | 30 | 5540.0 | 26 | 3960.0 | 26 | 3120.0 | 26 | 2470.0 | 30 | 2310.0 | 27 | 1780.0 | 27 | 1140.0 | 26 |
| 1933 | 34500.0 | 10 | 22100.0 | 9 | 13400.0 | 10 | 7990.0 | 11 | 5710.0 | 12 | 5240.0 | 4 | 4390.0 | 3 | 3940.0 | 3 | 3480.0 | 2 | 2070.0 | 2 |
| 1934 | 7090.0 | 40 | 4380.0 | 40 | 2760.0 | 41 | 1710.0 | 42 | 1350.0 | 43 | 993.0 | 42 | 755.0 | 43 | 755.0 | 41 | 607.0 | 42 | 396.0 | 42 |
| 1935 | 12600.0 | 35 | 6780.0 | 37 | 5060.0 | 36 | 3530.0 | 37 | 2190.0 | 39 | 1420.0 | 39 | 1180.0 | 39 | 1010.0 | 39 | 814.0 | 39 | 465.0 | 40 |
| 1936 | 11200.0 | 37 | 9450.0 | 33 | 5680.0 | 34 | 3810.0 | 35 | 2590.0 | 36 | 2490.0 | 35 | 2050.0 | 36 | 1680.0 | 36 | 1290.0 | 37 | 785.0 | 37 |
| 1937 | 41800.0 | 5 | 25400.0 | 7 | 18500.0 | 2 | 15700.0 | 1 | 9810.0 | 1 | 6030.0 | 2 | 4370.0 | 4 | 3660.0 | 5 | 2790.0 | 9 | 1810.0 | 9 |
| 1938 | 20600.0 | 28 | 15200.0 | 22 | 9860.0 | 22 | 6320.0 | 20 | 6170.0 | 9 | 4540.0 | 11 | 3510.0 | 15 | 3170.0 | 15 | 2660.0 | 11 | 1820.0 | 8 |
| 1939 | 27300.0 | 19 | 17100.0 | 19 | 10100.0 | 20 | 6030.0 | 22 | 3900.0 | 28 | 3480.0 | 21 | 3200.0 | 19 | 2630.0 | 19 | 2110.0 | 20 | 1290.0 | 22 |
| 1940 | 25200.0 | 22 | 18000.0 | 15 | 10500.0 | 18 | 5970.0 | 24 | 3580.0 | 32 | 2280.0 | 36 | 2110.0 | 35 | 1820.0 | 35 | 1390.0 | 35 | 773.0 | 38 |
| 1941 | 2500.0 | 44 | 1710.0 | 44 | 1290.0 | 44 | 1020.0 | 44 | 671.0 | 44 | 452.0 | 44 | 381.0 | 44 | 363.0 | 44 | 372.0 | 44 | 271.0 | 44 |
| 1942 | 17800.0 | 31 | 11300.0 | 30 | 6710.0 | 31 | 4920.0 | 31 | 2970.0 | 34 | 2500.0 | 33 | 2260.0 | 33 | 1940.0 | 33 | 1550.0 | 32 | 1010.0 | 29 |
| 1943 | 30600.0 | 11 | 21800.0 | 11 | 16200.0 | 3 | 8770.0 | 7 | 4960.0 | 16 | 3170.0 | 25 | 2930.0 | 23 | 2490.0 | 22 | 2090.0 | 21 | 1310.0 | 20 |
| 1944 | 21700.0 | 25 | 18000.0 | 16 | 12000.0 | 12 | 6840.0 | 17 | 4490.0 | 21 | 3390.0 | 22 | 2680.0 | 28 | 2190.0 | 30 | 1520.0 | 33 | 840.0 | 34 |
| 1945 | 27400.0 | 18 | 16400.0 | 20 | 10200.0 | 19 | 6240.0 | 21 | 5060.0 | 15 | 4140.0 | 15 | 3220.0 | 17 | 3060.0 | 16 | 2300.0 | 17 | 1290.0 | 21 |
| 1946 | 14400.0 | 34 | 7720.0 | 35 | 5010.0 | 38 | 3380.0 | 38 | 2650.0 | 35 | 2500.0 | 34 | 2290.0 | 32 | 2010.0 | 32 | 1760.0 | 28 | 1130.0 | 27 |
| 1947 | 29900.0 | 13 | 19000.0 | 13 | 11300.0 | 15 | 7010.0 | 15 | 5600.0 | 13 | 4930.0 | 9 | 3940.0 | 8 | 3260.0 | 13 | 2650.0 | 12 | 1600.0 | 13 |
| 1948 | 26700.0 | 20 | 13600.0 | 26 | 8800.0 | 23 | 6570.0 | 19 | 5900.0 | 11 | 3950.0 | 17 | 3390.0 | 16 | 2750.0 | 18 | 2090.0 | 22 | 1190.0 | 23 |
| 1949 | 49000.0 | 3 | 31000.0 | 2 | 15700.0 | 6 | 9640.0 | 5 | 8710.0 | 3 | 5960.0 | 3 | 4980.0 | 2 | 4270.0 | 2 | 3300.0 | 4 | 1950.0 | 4 |
| 1950 | 36700.0 | 8 | 26100.0 | 6 | 15900.0 | 5 | 13800.0 | 2 | 9650.0 | 2 | 7830.0 | 1 | 6080.0 | 1 | 5300.0 | 1 | 3980.0 | 1 | 2360.0 | 1 |
| 1951 | 29400.0 | 14 | 17200.0 | 18 | 9970.0 | 21 | 7460.0 | 13 | 4800.0 | 18 | 4200.0 | 14 | 3790.0 | 11 | 3660.0 | 6 | 3310.0 | 3 | 1950.0 | 5 |
| 1952 | 40800.0 | 6 | 27300.0 | 4 | 14500.0 | 8 | 9680.0 | 4 | 5950.0 | 10 | 4350.0 | 13 | 3770.0 | 12 | 3470.0 | 9 | 2820.0 | 8 | 1560.0 | 14 |
| 1953 | 9240.0 | 38 | 6550.0 | 39 | 5020.0 | 37 | 3610.0 | 36 | 2260.0 | 37 | 1600.0 | 37 | 1700.0 | 37 | 1520.0 | 37 | 1390.0 | 36 | 827.0 | 35 |
| 1954 | 3340.0 | 43 | 2930.0 | 43 | 2020.0 | 43 | 1680.0 | 43 | 1400.0 | 42 | 993.0 | 43 | 800.0 | 42 | 700.0 | 43 | 568.0 | 43 | 354.0 | 43 |
| 1955 | 8480.0 | 39 | 6720.0 | 38 | 5320.0 | 35 | 4370.0 | 33 | 3400.0 | 33 | 2550.0 | 31 | 2130.0 | 34 | 1870.0 | 34 | 1450.0 | 34 | 879.0 | 33 |
| 1956 | 22600.0 | 24 | 14800.0 | 23 | 7950.0 | 27 | 5130.0 | 30 | 3820.0 | 29 | 3250.0 | 24 | 2790.0 | 24 | 2450.0 | 24 | 2120.0 | 19 | 1410.0 | 17 |
| 1957 | 28600.0 | 15 | 17800.0 | 17 | 11400.0 | 14 | 6810.0 | 18 | 4230.0 | 24 | 3490.0 | 20 | 3090.0 | 21 | 2590.0 | 20 | 2060.0 | 24 | 1170.0 | 24 |
| 1958 | 25900.0 | 21 | 15200.0 | 21 | 12700.0 | 11 | 7810.0 | 12 | 5100.0 | 14 | 4990.0 | 5 | 4110.0 | 7 | 3690.0 | 4 | 2840.0 | 7 | 2010.0 | 3 |
| 1959 | 55000.0 | 1 | 33400.0 | 1 | 16100.0 | 4 | 8700.0 | 8 | 7400.0 | 5 | 4970.0 | 7 | 3850.0 | 10 | 3280.0 | 11 | 2500.0 | 16 | 1480.0 | 15 |
| 1960 | 15700.0 | 32 | 7490.0 | 36 | 4900.0 | 39 | 3090.0 | 39 | 2190.0 | 38 | 1540.0 | 38 | 1370.0 | 38 | 1230.0 | 38 | 1240.0 | 38 | 805.0 | 36 |
| 1961 | 30300.0 | 12 | 18800.0 | 14 | 10700.0 | 17 | 8270.0 | 10 | 6230.0 | 8 | 4580.0 | 10 | 4200.0 | 5 | 3510.0 | 7 | 2510.0 | 15 | 1370.0 | 19 |
| 1962 | 18200.0 | 30 | 13500.0 | 27 | 7400.0 | 28 | 5340.0 | 28 | 4430.0 | 23 | 3000.0 | 28 | 2750.0 | 25 | 2340.0 | 25 | 1860.0 | 26 | 1140.0 | 25 |
| 1963 | 52000.0 | 2 | 30700.0 | 3 | 15100.0 | 7 | 9140.0 | 6 | 6340.0 | 7 | 4110.0 | 16 | 3130.0 | 20 | 2480.0 | 23 | 1760.0 | 29 | 1000.0 | 30 |
| 1964 | 35400.0 | 9 | 22000.0 | 10 | 11900.0 | 13 | 6880.0 | 16 | 4720.0 | 19 | 4420.0 | 12 | 3200.0 | 18 | 2500.0 | 21 | 1740.0 | 30 | 937.0 | 31 |
| 1965 | 12000.0 | 36 | 9850.0 | 32 | 6030.0 | 33 | 3960.0 | 34 | 3740.0 | 30 | 2850.0 | 29 | 2700.0 | 26 | 2240.0 | 29 | 1640.0 | 31 | 932.0 | 32 |

STATISTICS ON NORMAL MONTHLY MEANS(ALL DAYS)

| OCT | NOV | DEC | JAN | FEB | MARCH | APRIL | MAY | JUNE | JULY | AUG | SEPT |
|---|---|---|---|---|---|---|---|---|---|---|---|
| BY ROWS(MEAN,VARIANCE,STANDARD DEVIATION, SKEWNESS, COEFF. OF VARIATION,PERCENTAGE OF AVERAGE FLOW) | | | | | | | | | | | |
| 0.3880E+03 | 0.6659E+03 | 0.1040E+04 | 0.2220E+04 | 0.2007E+04 | 0.2373E+04 | 0.2205E+04 | 0.1438E+04 | 0.1192E+04 | 0.6864E+03 | 0.4266E+03 | 0.4334E+03 |
| 0.2137E+06 | 0.5769E+06 | 0.9092E+06 | 0.6332E+07 | 0.1740E+07 | 0.1768E+07 | 0.1487E+07 | 0.1091E+07 | 0.1104E+07 | 0.4459E+06 | 0.2699E+06 | 0.4241E+06 |
| 0.4623E+03 | 0.7595E+03 | 0.9535E+03 | 0.2516E+04 | 0.1319E+04 | 0.1330E+04 | 0.1219E+04 | 0.1045E+04 | 0.1051E+04 | 0.6677E+03 | 0.5196E+03 | 0.6512E+03 |
| 0.3683E+01 | 0.2137E+01 | 0.1221E+01 | 0.1648E+01 | 0.7671E+00 | 0.6197E+00 | 0.3270E+00 | 0.1561E+01 | 0.1823E+01 | 0.3134E+01 | 0.3861E+01 | 0.5009E+01 |
| 0.1191E+01 | 0.1141E+01 | 0.9168E+00 | 0.1134E+01 | 0.6571E+00 | 0.5602E+00 | 0.5530E+00 | 0.7265E+00 | 0.8817E+00 | 0.9728E+00 | 0.1218E+01 | 0.1502E+01 |
| 0.2574E+01 | 0.4417E+01 | 0.6899E+01 | 0.1472E+02 | 0.1332E+02 | 0.1574E+02 | 0.1462E+02 | 0.9538E+01 | 0.7906E+01 | 0.4553E+01 | 0.2830E+01 | 0.2875E+01 |

STATISTICS ON NORMAL ANNUAL MEANS(ALL DAYS)

| MEAN | VARIANCE | STANDARD DEVIATION | SKEWNESS | COEFF. OF VARIATION | SERIAL CORR |
|---|---|---|---|---|---|
| 0.1252E+04 | 0.2725E+06 | 0.5220E+03 | -0.1855E-01 | 0.4168E+00 | 0.2616E+00 |

STATISTICS ON LOG MONTHLY MEANS(ALL DAYS)

| OCT | NOV | DEC | JAN | FEB | MARCH | APRIL | MAY | JUNE | JULY | AUG | SEPT |
|---|---|---|---|---|---|---|---|---|---|---|---|
| BY ROWS(MEAN,VARIANCE,STANDARD DEVIATION, SKEWNESS, COEFF. OF VARIATION,PERCENTAGE OF AVERAGE FLOW) | | | | | | | | | | | |
| 0.2429E+01 | 0.2618E+01 | 0.2822E+01 | 0.3074E+01 | 0.3169E+01 | 0.3295E+01 | 0.3263E+01 | 0.3056E+01 | 0.2939E+01 | 0.2710E+01 | 0.2495E+01 | 0.2462E+01 |
| 0.1167E+00 | 0.1687E+00 | 0.1953E+00 | 0.2659E+00 | 0.1606E+00 | 0.8447E-01 | 0.8407E-01 | 0.9435E-01 | 0.1198E+00 | 0.1044E+00 | 0.8716E-01 | 0.1153E+00 |
| 0.3416E+00 | 0.4107E+00 | 0.4419E+00 | 0.5157E+00 | 0.4008E+00 | 0.2906E+00 | 0.2900E+00 | 0.3072E+00 | 0.3461E+00 | 0.3230E+00 | 0.2952E+00 | 0.3396E+00 |
| 0.9024E+00 | 0.5136E+00 | -0.1685E+00 | 0.4128E-02 | -0.1026E+01 | -0.7626E+00 | -0.7023E+00 | -0.1736E+00 | 0.1872E+00 | 0.2891E+00 | 0.1376E+01 | 0.1076E+01 |
| 0.1407E+00 | 0.1569E+00 | 0.1566E+00 | 0.1677E+00 | 0.1265E+00 | 0.8821E-01 | 0.8887E-01 | 0.1005E+00 | 0.1178E+00 | 0.1192E+00 | 0.1183E+00 | 0.1379E+00 |
| 0.7074E+01 | 0.7626E+01 | 0.8221E+01 | 0.8954E+01 | 0.9230E+01 | 0.9597E+01 | 0.9503E+01 | 0.8901E+01 | 0.8561E+01 | 0.7893E+01 | 0.7269E+01 | 0.7171E+01 |

STATISTICS ON LOG ANNUAL MEANS(ALL DAYS)

| MEAN | VARIANCE | STANDARD DEVIATION | SKEWNESS | COEFF. OF VARIATION | SERIAL CORR |
|---|---|---|---|---|---|
| 0.3050E+01 | 0.5029E-01 | 0.2243E+00 | -0.1034E+01 | 0.7353E-01 | 0.2273E+00 |

**ANNUAL PEAKS**

| | | | | | |
|---|---|---|---|---|---|
| 1916 | 40100 | 1938 | 23400 | 1957 | 35300 |
| 1917 | 28300 | 1939 | 30400 | 1958 | 28600 |
| 1918 | 17100 | 1940 | 36100 | 1959 | 81800 |
| 1919 | 35700 | 1941 | 3030 | 1960 | 20400 |
| 1920 | 45700 | 1942 | 20400 | 1961 | 42000 |
| 1924 | 25500 | 1943 | 52000 | 1962 | 26500 |
| 1925 | 9250 | 1944 | 26900 | 1963 | 64500 |
| 1926 | 21600 | 1945 | 36900 | 1964 | 46000 |
| 1927 | 29200 | 1946 | 21100 | 1965 | 22800 |
| 1928 | 28400 | 1947 | 38600 | 1966 | 13800 |
| 1929 | 69200 | 1948 | 37800 | 1967 | 23400 |
| 1930 | 30700 | 1949 | 61200 | 1968 | 57800 |
| 1931 | 11600 | 1950 | 45200 | 1969 | 31400 |
| 1932 | 24700 | 1951 | 33600 | 1970 | 37900 |
| 1933 | 39900 | 1952 | 61200 | 1971 | 29000 |
| 1934 | 13200 | 1953 | 13500 | 1972 | 17600 |
| 1935 | 18200 | 1954 | 4660 | 1973 | 17500 |
| 1936 | 17000 | 1955 | 12100 | | |
| 1937 | 52200 | 1956 | 35000 | | |

## HOGAN CREEK BASIN

### 03276700 South Hogan Creek near Dillsboro, Ind.
(Hydrologic bench-mark station)

LOCATION.--Lat 39°01'47", long 85°02'17", in SW¼NW¼ sec.7, T.4 N., R.2 W., Dearborn County, on left downstream abutment of bridge on county road at Dillsboro Station, 1.2 miles (1.9 km) northeast of Dillsboro, and 1.5 miles (2.4 km) downstream from Whitaker Creek.

DRAINAGE AREA.--38.1 mi² (98.7 km²).

DURATION TABLE OF DAILY DISCHARGE FOR YEAR ENDING SEPTEMBER 30

NUMBER OF DAYS IN CLASS

| YEAR | 0 | 1 | 2 | 3 | 4 | 5 | 6 | 7 | 8 | 9 | 10 | 11 | 12 | 13 | 14 | 15 | 16 | 17 | 18 | 19 | 20 | 21 | 22 | 23 | 24 | 25 | 26 | 27 | 28 | 29 | 30 | 31 | 32 | 33 | 34 | CFS_DAYS |
|---|---|---|---|---|---|---|---|---|---|---|---|---|---|---|---|---|---|---|---|---|---|---|---|---|---|---|---|---|---|---|---|---|---|---|---|---|
| 1962 | 17 | | | | | | 10 | 15 | 14 | 12 | 19 | 14 | 18 | 18 | 7 | 13 | 23 | 29 | 48 | 41 | 16 | 12 | 9 | 11 | 4 | 4 | 4 | 1 | 3 | 2 | | 1 | | | | 17460.7 |
| 1963 | 84 | | | | | | 9 | 3 | 4 | 11 | 15 | 18 | 24 | 37 | 26 | 31 | 22 | 15 | 13 | 17 | 7 | 10 | 5 | 3 | 3 | 2 | 1 | 1 | 2 | 1 | 1 | | | | | 10364.3 |
| 1964 | 129 | | | | | | 20 | 11 | 17 | 16 | 14 | 17 | 10 | 24 | 9 | 16 | 8 | 14 | 16 | 12 | 10 | 3 | 4 | 6 | 2 | 2 | | 2 | 2 | | 1 | | 1 | | | 11554.7 |
| 1965 | 118 | | | | | | 14 | 14 | 10 | 7 | 8 | 7 | 17 | 9 | 6 | 9 | 16 | 19 | 28 | 24 | 14 | 11 | 11 | 3 | 7 | 6 | 3 | 4 | | | | | | | | 10081.3 |
| 1966 | 79 | | | | | | 6 | 4 | 3 | 2 | 3 | 4 | 10 | 21 | 39 | 33 | 30 | 23 | 28 | 23 | 15 | 10 | 9 | 6 | 6 | 1 | 5 | 3 | | 2 | | | | | | 11563.7 |
| 1967 | 79 | 2 | | | 4 | 2 | 19 | 16 | 9 | 3 | 3 | 6 | 6 | 10 | 19 | 23 | 34 | 26 | 18 | 20 | 19 | 10 | 13 | 8 | 5 | 4 | 4 | 2 | 1 | | | | | | | 10777.3 |
| 1968 | 27 | 1 | 3 | 2 | | 2 | 14 | 9 | 9 | 7 | 4 | 17 | 14 | 22 | 34 | 27 | 29 | 20 | 24 | 17 | 22 | 16 | 13 | 5 | 10 | 7 | 5 | 2 | | 2 | 1 | | 1 | | | 19492.2 |
| 1969 | 8 | | 6 | 1 | 5 | 5 | 33 | 14 | 15 | 9 | 13 | 11 | 18 | 11 | 16 | 24 | 22 | 34 | 26 | 33 | 19 | 12 | 11 | 4 | 3 | 4 | 3 | 3 | 1 | 1 | | | | | | 11551.5 |
| 1970 | | | | 8 | 4 | 10 | 10 | 12 | 20 | 17 | 14 | 15 | 10 | 24 | 30 | 36 | 18 | 27 | 28 | 20 | 11 | 18 | 8 | 7 | 3 | 7 | 3 | 1 | 1 | 1 | 2 | | | | | 15021.6 |
| 1971 | | | | | | | 1 | 3 | 18 | 11 | 15 | 13 | 10 | 13 | 38 | 45 | 32 | 33 | 31 | 27 | 19 | 15 | 14 | 10 | 7 | 6 | 2 | 1 | | | 1 | | | | | 12722.8 |
| 1972 | 34 | 3 | 2 | 1 | 1 | 3 | 3 | 8 | 4 | 10 | 11 | 7 | 4 | 15 | 37 | 28 | 25 | 16 | 24 | 31 | 32 | 23 | 12 | 10 | 8 | 8 | 2 | 2 | 1 | 1 | | | | | | 14627.0 |
| 1973 | | 3 | 1 | 1 | | 5 | 10 | 8 | 4 | 3 | 3 | 5 | 6 | 26 | 16 | 10 | 13 | 26 | 30 | 40 | 32 | 37 | 22 | 18 | 19 | 10 | 10 | 3 | 3 | 1 | | | | | | 25440.1 |

| CLASS | CFS | TOTAL | ACCUM | PERCT | CLASS | CFS | TOTAL | ACCUM | PERCT | CLASS | CFS | TOTAL | ACCUM | PERCT | CLASS | CFS | TOTAL | ACCUM | PERCT |
|---|---|---|---|---|---|---|---|---|---|---|---|---|---|---|---|---|---|---|---|
| 0 | 0.00 | 575 | 4383 | 100.0 | 9 | 0.50 | 108 | 3340 | 76.2 | 18 | 15.0 | 314 | 1473 | 33.6 | 27 | 480 | 25 | 59 | 1.3 |
| 1 | 0.01 | 9 | 3808 | 86.9 | 10 | 0.70 | 122 | 3232 | 73.7 | 19 | 22.0 | 305 | 1159 | 26.4 | 28 | 710 | 14 | 34 | .7 |
| 2 | 0.02 | 12 | 3799 | 86.7 | 11 | 1.00 | 134 | 3110 | 71.0 | 20 | 33.0 | 216 | 854 | 19.5 | 29 | 1000 | 11 | 20 | .4 |
| 3 | 0.03 | 13 | 3787 | 86.4 | 12 | 1.50 | 147 | 2976 | 67.9 | 21 | 48.0 | 177 | 638 | 14.6 | 30 | 1500 | 6 | 9 | .2 |
| 4 | 0.04 | 14 | 3774 | 86.1 | 13 | 2.20 | 230 | 2829 | 64.5 | 22 | 70.0 | 131 | 461 | 10.5 | 31 | 2300 | 1 | 3 | .0 |
| 5 | 0.06 | 27 | 3760 | 85.8 | 14 | 3.20 | 277 | 2599 | 59.3 | 23 | 100.0 | 91 | 330 | 7.5 | 32 | 3300 | 2 | 2 | .0 |
| 6 | 0.10 | 149 | 3733 | 85.2 | 15 | 4.70 | 295 | 2322 | 53.0 | 24 | 150.0 | 77 | 239 | 5.5 | 33 | | | | |
| 7 | 0.20 | 117 | 3584 | 81.8 | 16 | 7.00 | 272 | 2027 | 46.2 | 25 | 220.0 | 61 | 162 | 3.7 | 34 | | | | |
| 8 | 0.30 | 127 | 3467 | 79.1 | 17 | 10.00 | 282 | 1755 | 40.0 | 26 | 330.0 | 42 | 101 | 2.3 | | | | | |

LOWEST MEAN DISCHARGE, IN CFS, AND RANKING, FOR THE FOLLOWING NUMBER OF CONSECUTIVE DAYS IN YEAR ENDING MARCH 31

| YEAR | 1 | | 3 | | 7 | | 14 | | 30 | | 60 | | 90 | | 120 | | 183 | | ANNUAL | |
|---|---|---|---|---|---|---|---|---|---|---|---|---|---|---|---|---|---|---|---|---|
| 1963 | 0.00 | 1 | 0.00 | 1 | 0.00 | 1 | 0.01 | 7 | 0.39 | 9 | 0.48 | 7 | 0.77 | 6 | 1.79 | 6 | 4.55 | 5 | 39.40 | 8 |
| 1964 | 0.00 | 2 | 0.00 | 2 | 0.00 | 2 | 0.00 | 1 | 0.00 | 1 | 0.00 | 1 | 0.00 | 1 | 0.00 | 1 | 0.04 | 1 | 23.60 | 1 |
| 1965 | 0.00 | 3 | 0.00 | 3 | 0.00 | 3 | 0.00 | 2 | 0.00 | 2 | 0.00 | 2 | 0.00 | 2 | 0.01 | 2 | 2.60 | 3 | 29.70 | 5 |
| 1966 | 0.00 | 4 | 0.00 | 4 | 0.00 | 4 | 0.00 | 3 | 0.00 | 3 | 0.45 | 6 | 1.30 | 7 | 1.21 | 5 | 4.75 | 7 | 29.70 | 6 |
| 1967 | 0.00 | 5 | 0.00 | 5 | 0.00 | 5 | 0.00 | 4 | 0.00 | 4 | 0.10 | 4 | 0.33 | 4 | 0.28 | 4 | 2.65 | 4 | 27.60 | 4 |
| 1968 | 0.00 | 6 | 0.00 | 6 | 0.00 | 6 | 0.00 | 5 | 0.00 | 5 | 0.00 | 3 | 0.01 | 3 | 0.18 | 3 | 0.96 | 2 | 30.00 | 7 |
| 1969 | 0.00 | 7 | 0.00 | 7 | 0.01 | 9 | 0.12 | 9 | 0.14 | 7 | 0.34 | 5 | 0.58 | 5 | 5.20 | 10 | 7.64 | 9 | 58.20 | 10 |
| 1970 | 0.00 | 8 | 0.00 | 8 | 0.00 | 7 | 0.12 | 10 | 0.43 | 10 | 0.99 | 9 | 2.13 | 9 | 4.05 | 9 | 4.60 | 6 | 26.60 | 3 |
| 1971 | 0.03 | 10 | 0.03 | 10 | 0.04 | 10 | 0.07 | 8 | 0.33 | 8 | 0.79 | 8 | 1.55 | 8 | 2.03 | 7 | 6.01 | 8 | 52.10 | 9 |
| 1972 | 0.17 | 11 | 0.23 | 11 | 0.34 | 11 | 0.67 | 11 | 3.30 | 11 | 4.57 | 11 | 6.82 | 11 | 7.50 | 11 | 10.30 | 10 | 24.80 | 2 |
| 1973 | 0.00 | 9 | 0.00 | 9 | 0.00 | 8 | 0.00 | 6 | 0.03 | 6 | 1.43 | 10 | 2.18 | 10 | 3.24 | 8 | 15.20 | 11 | 63.30 | 11 |

HIGHEST MEAN DISCHARGE, IN CFS, AND RANKING, FOR THE FOLLOWING NUMBER OF CONSECUTIVE DAYS IN YEAR ENDING SEPTEMBER 30

| YEAR | 1 | | 3 | | 7 | | 15 | | 30 | | 60 | | 90 | | 120 | | 183 | | ANNUAL | |
|---|---|---|---|---|---|---|---|---|---|---|---|---|---|---|---|---|---|---|---|---|
| 1962 | 2350.0 | 3 | 952.0 | 5 | 520.0 | 5 | 295.0 | 6 | 215.0 | 5 | 143.0 | 6 | 117.0 | 4 | 101.0 | 4 | 79.9 | 3 | 47.8 | 3 |
| 1963 | 2180.0 | 4 | 1120.0 | 3 | 570.0 | 4 | 397.0 | 3 | 263.0 | 2 | 146.0 | 5 | 104.0 | 7 | 80.4 | 8 | 55.4 | 11 | 28.4 | 11 |
| 1964 | 3460.0 | 1 | 1510.0 | 2 | 941.0 | 2 | 472.0 | 2 | 248.0 | 3 | 178.0 | 2 | 121.0 | 3 | 92.7 | 5 | 62.9 | 6 | 31.6 | 9 |
| 1965 | 564.0 | 12 | 407.0 | 11 | 328.0 | 11 | 165.0 | 12 | 147.0 | 10 | 96.1 | 11 | 92.3 | 9 | 76.1 | 10 | 53.4 | 12 | 27.6 | 12 |
| 1966 | 1180.0 | 9 | 627.0 | 8 | 382.0 | 9 | 208.0 | 10 | 120.0 | 12 | 96.5 | 10 | 82.6 | 12 | 79.0 | 9 | 58.5 | 8 | 31.7 | 7 |
| 1967 | 730.0 | 11 | 354.0 | 12 | 225.0 | 12 | 178.0 | 11 | 134.0 | 11 | 85.1 | 12 | 84.3 | 11 | 69.0 | 12 | 56.2 | 10 | 29.5 | 10 |
| 1968 | 3320.0 | 2 | 1720.0 | 1 | 1040.0 | 1 | 530.0 | 1 | 340.0 | 1 | 200.0 | 1 | 165.0 | 1 | 126.0 | 1 | 100.0 | 2 | 53.3 | 2 |
| 1969 | 1090.0 | 10 | 872.0 | 6 | 424.0 | 7 | 270.0 | 8 | 159.0 | 9 | 109.0 | 9 | 85.2 | 10 | 74.0 | 11 | 59.3 | 7 | 31.6 | 8 |
| 1970 | 2170.0 | 5 | 1110.0 | 4 | 629.0 | 3 | 327.0 | 4 | 237.0 | 4 | 174.0 | 3 | 130.0 | 2 | 106.0 | 2 | 77.6 | 4 | 41.2 | 4 |
| 1971 | 1960.0 | 6 | 792.0 | 7 | 501.0 | 6 | 283.0 | 7 | 180.0 | 7 | 116.0 | 8 | 98.0 | 8 | 81.2 | 7 | 58.0 | 9 | 34.9 | 6 |
| 1972 | 1290.0 | 7 | 590.0 | 9 | 397.0 | 8 | 300.0 | 5 | 180.0 | 8 | 133.0 | 7 | 112.0 | 6 | 92.2 | 6 | 75.9 | 5 | 40.0 | 5 |
| 1973 | 1190.0 | 8 | 460.0 | 10 | 340.0 | 10 | 226.0 | 9 | 188.0 | 6 | 150.0 | 4 | 116.0 | 5 | 103.0 | 3 | 101.0 | 1 | 69.7 | 1 |

STATISTICS ON NORMAL MONTHLY MEANS(ALL DAYS)

| OCT | NOV | DEC | JAN | FEB | MARCH | APRIL | MAY | JUNE | JULY | AUG | SEPT |
|---|---|---|---|---|---|---|---|---|---|---|---|

BY ROWS(MEAN,VARIANCE,STANDARD DEVIATION, SKEWNESS, COEFF. OF VARIATION,PERCENTAGE OF AVERAGE FLOW)

| | | | | | | | | | | | |
|---|---|---|---|---|---|---|---|---|---|---|---|
| 0.3705E+01 | 0.1699E+02 | 0.4253E+02 | 0.4828E+02 | 0.6446E+02 | 0.1096E+03 | 0.8813E+02 | 0.5405E+02 | 0.1269E+02 | 0.2075E+02 | 0.3496E+01 | 0.4070E+01 |
| 0.3396E+02 | 0.7918E+03 | 0.1123E+04 | 0.1583E+04 | 0.3379E+04 | 0.6009E+04 | 0.4528E+04 | 0.7961E+04 | 0.3025E+03 | 0.1691E+04 | 0.3219E+02 | 0.6839E+02 |
| 0.5828E+01 | 0.2814E+02 | 0.3352E+02 | 0.3979E+02 | 0.5813E+02 | 0.7752E+02 | 0.6729E+02 | 0.8923E+02 | 0.1739E+02 | 0.4113E+02 | 0.5674E+01 | 0.8270E+01 |
| 0.1933E+01 | 0.3176E+01 | 0.4256E+00 | 0.1201E+01 | 0.1026E+01 | 0.9957E+00 | 0.1029E+01 | 0.2887E+01 | 0.2445E+01 | 0.2037E+01 | 0.1903E+01 | 0.3069E+01 |
| 0.1573E+01 | 0.1657E+01 | 0.7881E+00 | 0.8242E+00 | 0.9019E+00 | 0.7073E+00 | 0.7635E+00 | 0.1651E+01 | 0.1370E+01 | 0.1982E+01 | 0.1623E+01 | 0.2032E+01 |
| 0.7905E+00 | 0.3624E+01 | 0.9073E+01 | 0.1030E+02 | 0.1375E+02 | 0.2338E+02 | 0.1880E+02 | 0.1153E+02 | 0.2708E+01 | 0.4427E+01 | 0.7459E+00 | 0.8683E+00 |

STATISTICS ON NORMAL ANNUAL MEANS(ALL DAYS)

| MEAN | VARIANCE | STANDARD DEVIATION | SKEWNESS | COEFF. OF VARIATION | SERIAL CORR |
|---|---|---|---|---|---|
| 0.3893E+02 | 0.1583E+03 | 0.1258E+02 | 0.1539E+01 | 0.3231E+00 | -0.4097E-01 |

STATISTICS ON LOG MONTHLY MEANS(ALL DAYS)

| OCT | NOV | DEC | JAN | FEB | MARCH | APRIL | MAY | JUNE | JULY | AUG | SEPT |
|---|---|---|---|---|---|---|---|---|---|---|---|

BY ROWS(MEAN,VARIANCE,STANDARD DEVIATION, SKEWNESS, COEFF. OF VARIATION,PERCENTAGE OF AVERAGE FLOW)

| | | | | | | | | | | | |
|---|---|---|---|---|---|---|---|---|---|---|---|
| 0.3646E-01 | 0.7729E+00 | 0.1293E+01 | 0.1522E+01 | 0.1627E+01 | 0.1923E+01 | 0.1801E+01 | 0.1369E+01 | 0.7344E+00 | 0.5997E+00 | 0.5308E-01 | 0.1254E+00 |
| 0.7140E+00 | 0.8291E+00 | 0.7320E+00 | 0.1913E+00 | 0.1960E+00 | 0.1327E+00 | 0.1640E+00 | 0.3238E+00 | 0.4767E+00 | 0.6710E+00 | 0.6796E+00 | 0.5976E+00 |
| 0.8450E+00 | 0.9105E+00 | 0.8556E+00 | 0.4374E+00 | 0.4427E+00 | 0.3643E+00 | 0.4050E+00 | 0.5690E+00 | 0.6904E+00 | 0.8192E+00 | 0.8244E+00 | 0.7731E+00 |
| -0.3744E+00 | -0.1921E+01 | -0.2052E+01 | -0.8084E+00 | -0.2770E+00 | -0.8179E+00 | -0.5363E+00 | 0.4602E+00 | -0.8558E+00 | 0.5152E+00 | -0.6143E+00 | -0.6258E+00 |
| 0.2317E+02 | 0.1178E+01 | 0.6617E+00 | 0.2874E+00 | 0.2722E+00 | 0.1894E+00 | 0.2248E+00 | 0.4158E+00 | 0.9401E+00 | 0.1366E+01 | 0.1553E+02 | 0.6165E+01 |
| 0.3075E+00 | 0.6518E+01 | 0.1091E+02 | 0.1244E+02 | 0.1372E+02 | 0.1622E+02 | 0.1519E+02 | 0.1154E+02 | 0.6194E+01 | 0.5058E+01 | 0.4477E+00 | 0.1058E+01 |

STATISTICS ON LOG ANNUAL MEANS(ALL DAYS)

| MEAN | VARIANCE | STANDARD DEVIATION | SKEWNESS | COEFF. OF VARIATION | SERIAL CORR |
|---|---|---|---|---|---|
| 0.1573E+01 | 0.1542E-01 | 0.1242E+00 | 0.1054E+01 | 0.7896E-01 | -0.3672E-01 |

**ANNUAL PEAKS**

| | |
|---|---|
| 1959 | 16300 |
| 1962 | 7440 |
| 1963 | 8630 |
| 1964 | 7220 |
| 1965 | 2820 |
| 1966 | 2930 |
| 1967 | 2460 |
| 1968 | 10200 |
| 1969 | 2010 |
| 1970 | 13000 |
| 1971 | 4920 |
| 1972 | 3850 |
| 1973 | 5320 |

## 03277000 Laughery Creek near Farmers Retreat, Ind.

LOCATION.--Lat 38°57'08", long 85°04'15", in NW¼SE¼ sec.2, T.4 N., R.3 W., Ohio County, on right bank 2.4 miles (3.9 km) southeast of Farmers Retreat, and 3.8 miles (6.1 km) downstream from Bear Creek.

DRAINAGE AREA.--248 $mi^2$ (642 $km^2$).

### DURATION TABLE OF DAILY DISCHARGE FOR YEAR ENDING SEPTEMBER 30

| CLASS | 0 | 1 | 2 | 3 | 4 | 5 | 6 | 7 | 8 | 9 | 10 | 11 | 12 | 13 | 14 | 15 | 16 | 17 | 18 | 19 | 20 | 21 | 22 | 23 | 24 | 25 | 26 | 27 | 28 | 29 | 30 | 31 | 32 | 33 | 34 |
|---|---|---|---|---|---|---|---|---|---|---|---|---|---|---|---|---|---|---|---|---|---|---|---|---|---|---|---|---|---|---|---|---|---|---|---|
| YEAR | NUMBER OF DAYS IN CLASS | | | | | | | | | | | | | | | | | | | | | | | | | | | | | | | | | | CFS_DAYS |
| 1941 | 31 | | | | 1 | 4 | 10 | 16 | 11 | 8 | 15 | 11 | 9 | 16 | 16 | 18 | 33 | 39 | 34 | 27 | 22 | 14 | 10 | 7 | 1 | 3 | 5 | 1 | 2 | 1 | | | | | 22117.9 |
| 1942 | | | | | | | | 2 | 11 | 4 | 6 | 6 | 6 | 9 | 18 | 10 | 19 | 40 | 27 | 20 | 48 | 41 | 29 | 19 | 12 | 8 | 14 | 5 | 4 | 4 | 2 | 1 | | | 71291.1 |
| 1943 | 8 | | | | 3 | 7 | 5 | 3 | 6 | 8 | 24 | 13 | 19 | 11 | 9 | 3 | 11 | 14 | 15 | 31 | 34 | 40 | 20 | 18 | 9 | 20 | 12 | 7 | 5 | 7 | | | 3 | | 93427.5 |
| 1944 | 44 | | | | 16 | 18 | 9 | 10 | 17 | 11 | 13 | 14 | 19 | 20 | 29 | 10 | 11 | 6 | 2 | 5 | 8 | 21 | 22 | 17 | 13 | 8 | 4 | 8 | 6 | 3 | 1 | 1 | | | 55476.7 |
| 1945 | | | | | 4 | 6 | 5 | 4 | 9 | 4 | 17 | 22 | 21 | 14 | 16 | 13 | 6 | 15 | 11 | 16 | 15 | 29 | 36 | 26 | 18 | 15 | 14 | 6 | 5 | 7 | 3 | 4 | 2 | 2 | 137901.0 |
| 1946 | 1 | | | | 8 | 6 | 3 | 4 | 2 | 2 | 7 | 3 | 7 | 17 | 16 | 11 | 10 | 12 | 15 | 16 | 31 | 31 | 35 | 43 | 27 | 22 | 11 | 8 | 7 | 5 | 3 | 1 | 1 | | 102843.9 |
| 1947 | 12 | | | | 6 | 2 | 3 | 6 | 2 | | 1 | | 6 | 7 | 13 | 18 | 33 | 16 | 23 | 16 | 18 | 32 | 29 | 26 | 26 | 16 | 8 | 14 | 8 | 11 | 11 | 1 | 1 | | 140937.5 |
| 1948 | 6 | | | | 5 | 5 | 3 | 2 | 9 | 8 | 18 | 15 | 32 | 16 | 12 | 12 | 24 | 41 | 19 | 17 | 18 | 21 | 18 | 14 | 14 | 10 | 8 | 5 | 5 | 4 | 1 | 3 | 1 | | 75200.4 |
| 1949 | 4 | | | | 23 | 4 | 2 | | 1 | | | 3 | 2 | 5 | 14 | 14 | 25 | 17 | 15 | 22 | 27 | 32 | 24 | 40 | 28 | 22 | 6 | 7 | 3 | 9 | 2 | 8 | 4 | 2 | 167645.2 |
| 1950 | | | | | | | | | | | | 2 | 8 | 4 | 10 | 23 | 23 | 18 | 14 | 21 | 34 | 25 | 27 | 47 | 30 | 20 | 20 | 7 | 3 | 6 | 15 | 5 | 2 | 1 | 184399.7 |
| 1951 | 29 | | | | 14 | 4 | 2 | 2 | 2 | 1 | 5 | 6 | 9 | 5 | 9 | 8 | 9 | 14 | 18 | 11 | 16 | 23 | 36 | 36 | 29 | 20 | 18 | 11 | 11 | 6 | 3 | 6 | 2 | | 148584.5 |
| 1952 | 23 | | | | | 1 | 5 | 5 | 12 | 12 | 9 | 7 | 8 | 13 | 2 | 13 | 10 | 10 | 17 | 20 | 14 | 20 | 36 | 35 | 33 | 19 | 9 | 13 | 10 | 2 | 6 | 1 | 1 | | 109644.1 |
| 1953 | 31 | | | | 5 | 1 | 20 | 15 | 6 | 7 | 8 | 9 | 4 | 2 | 6 | 8 | 15 | 12 | 16 | 16 | 36 | 31 | 31 | 29 | 21 | 8 | 7 | 7 | 8 | 3 | 3 | | | | 72996.4 |
| 1954 | 126 | | | | 12 | 18 | 24 | 11 | 8 | 4 | | 2 | 5 | 5 | 3 | 10 | 9 | 13 | 24 | 21 | 32 | 16 | 11 | 6 | 3 | 2 | | | | | | | | | 11578.8 |
| 1955 | 29 | | | | 1 | 3 | 2 | 2 | 3 | 1 | 1 | 3 | 14 | 19 | 12 | 16 | 26 | 27 | 19 | 16 | 20 | 25 | 20 | 23 | 22 | 22 | 14 | 10 | 2 | 7 | 2 | 4 | | | 100119.8 |
| 1956 | | | | | | | | | 1 | 2 | | 7 | 7 | 12 | 3 | 8 | 10 | 41 | 37 | 37 | 38 | 20 | 24 | 28 | 24 | 21 | 14 | 9 | 9 | 5 | 5 | 3 | | 1 | 123559.5 |
| 1957 | 1 | | | | 4 | 1 | | 7 | 6 | 9 | 15 | 10 | 10 | 16 | 23 | 11 | 17 | 11 | 25 | 20 | 13 | 13 | 27 | 47 | 40 | 14 | 7 | 3 | 6 | 4 | | 4 | | 1 | 95774.7 |
| 1958 | | | | | | 5 | 3 | 4 | 1 | 3 | 2 | 7 | 7 | 5 | 10 | 4 | 12 | 17 | 20 | 19 | 32 | 20 | 28 | 60 | 41 | 19 | 14 | 9 | 7 | 7 | 5 | 3 | 1 | | 134388.1 |
| 1959 | | | | | | | 1 | 5 | 5 | 3 | 2 | 4 | 15 | 13 | 18 | 23 | 24 | 25 | 23 | 34 | 34 | 20 | 13 | 34 | 30 | 9 | 11 | 4 | 7 | 6 | | | | 1 | 1 | 99224.4 |
| 1960 | | | | | 4 | 1 | | | 1 | 3 | 11 | 7 | 15 | 3 | 7 | 17 | 12 | 30 | 28 | 42 | 50 | 26 | 22 | 24 | 16 | 23 | 7 | 4 | 7 | 1 | 3 | 1 | | 1 | 82403.7 |
| 1961 | | | | | | | | | | 5 | 2 | 5 | 34 | 24 | 38 | 20 | 31 | 16 | 14 | 25 | 20 | 22 | 12 | 20 | 20 | 16 | 10 | 6 | 8 | 7 | 5 | 2 | 1 | 2 | 125034.0 |
| 1962 | | | | | | | | | | | 3 | 12 | 21 | 18 | 19 | 16 | 20 | 24 | 17 | 28 | 21 | 32 | 39 | 31 | 17 | 17 | 7 | 8 | 1 | 8 | 5 | 1 | | | 91370.6 |
| 1963 | 2 | | | | 3 | 2 | | 8 | 4 | 12 | 11 | 14 | 15 | 14 | 23 | 14 | 23 | 29 | 39 | 40 | 28 | 15 | 11 | 14 | 13 | 12 | 8 | 2 | | 4 | 1 | 2 | 1 | 1 | 67861.1 |
| 1964 | 25 | | | | 12 | 11 | 20 | 37 | 17 | 3 | 2 | 6 | 7 | 10 | 12 | 20 | 24 | 24 | 29 | 14 | 11 | 19 | 13 | 14 | 6 | 5 | 6 | 5 | 4 | 3 | 3 | 2 | | 2 | 86081.6 |
| 1965 | | | | | | 18 | 13 | 10 | 12 | 17 | 23 | 20 | 11 | 6 | 17 | 18 | 14 | 16 | 13 | 10 | 18 | 26 | 26 | 17 | 14 | 11 | 10 | 8 | 5 | 8 | 4 | | | | 78331.8 |
| 1966 | | | | | 1 | 5 | 5 | 2 | 13 | 10 | 5 | 12 | 8 | 6 | 7 | 8 | 12 | 42 | 42 | 36 | 28 | 25 | 28 | 15 | 14 | 13 | 6 | 5 | 5 | 7 | 2 | 3 | | | 84058.1 |
| 1967 | | 2 | 6 | 4 | 8 | 9 | 1 | 8 | 7 | 7 | 3 | 4 | 12 | 6 | 10 | 15 | 18 | 10 | 19 | 29 | 53 | 30 | 15 | 19 | 20 | 16 | 10 | 7 | 5 | 5 | 6 | 1 | | | 88149.8 |
| 1968 | | | | | 5 | 3 | | 5 | | 1 | 1 | 9 | 17 | 17 | 16 | 10 | 15 | 24 | 51 | 20 | 20 | 24 | 24 | 23 | 21 | 15 | 11 | 16 | 6 | 8 | 1 | 2 | | 1 | 111177.8 |
| 1969 | | | | | | | | | 1 | 7 | 28 | 11 | 13 | 8 | 12 | 19 | 15 | 9 | 28 | 24 | 29 | 32 | 35 | 27 | 17 | 16 | 9 | 9 | 6 | 5 | | 4 | 1 | | 97694.4 |
| 1970 | | | | | | | | | 1 | 4 | 21 | 14 | 20 | 21 | 22 | 27 | 14 | 21 | 31 | 30 | 25 | 20 | 18 | 16 | 15 | 19 | 8 | 4 | 3 | 5 | 4 | | 2 | | 80508.8 |
| 1971 | | | | | | | | | | | | | | | 5 | 15 | 20 | 24 | 36 | 61 | 51 | 48 | 21 | 18 | 24 | 15 | 11 | 9 | 1 | 3 | 1 | 1 | 1 | | 75505.7 |
| 1972 | | | | | 7 | 11 | 3 | 5 | 4 | | 1 | 7 | 4 | 6 | 5 | 12 | 16 | 44 | 27 | 17 | 28 | 25 | 33 | 27 | 24 | 19 | 17 | 10 | 7 | 3 | 2 | 2 | | | 94255.2 |
| 1973 | | | | | | | | | | | | 10 | 10 | 9 | 9 | 10 | 13 | 19 | 7 | 4 | 19 | 30 | 30 | 41 | 35 | 36 | 31 | 23 | 10 | 8 | 10 | 1 | | | 165801.4 |

| CLASS | CFS | TOTAL | ACCUM | PERCT | CLASS | CFS | TOTAL | ACCUM | PERCT | CLASS | CFS | TOTAL | ACCUM | PERCT | CLASS | CFS | TOTAL | ACCUM | PERCT |
|---|---|---|---|---|---|---|---|---|---|---|---|---|---|---|---|---|---|---|---|
| 0 | 0.00 | 372 | 12053 | 100.0 | 9 | 0.90 | 156 | 10898 | 90.4 | 18 | 28.0 | 755 | 7272 | 60.3 | 27 | 880 | 250 | 814 | 6.7 |
| 1 | 0.04 | 2 | 11681 | 96.9 | 10 | 1.30 | 254 | 10742 | 89.1 | 19 | 40.0 | 765 | 6517 | 54.1 | 28 | 1300 | 176 | 564 | 4.6 |
| 2 | 0.05 | 6 | 11679 | 96.9 | 11 | 1.90 | 275 | 10488 | 87.0 | 20 | 59.0 | 891 | 5752 | 47.7 | 29 | 1900 | 172 | 388 | 3.2 |
| 3 | 0.08 | 4 | 11673 | 96.8 | 12 | 2.70 | 395 | 10213 | 84.7 | 21 | 87.0 | 848 | 4861 | 40.3 | 30 | 2800 | 109 | 216 | 1.7 |
| 4 | 0.10 | 142 | 11669 | 96.8 | 13 | 4.00 | 357 | 9818 | 81.5 | 22 | 130.0 | 803 | 4013 | 33.3 | 31 | 4100 | 67 | 107 | .8 |
| 5 | 0.20 | 145 | 11527 | 95.6 | 14 | 5.90 | 441 | 9461 | 78.5 | 23 | 190.0 | 861 | 3210 | 26.6 | 32 | 6000 | 24 | 40 | .3 |
| 6 | 0.30 | 139 | 11382 | 94.4 | 15 | 8.70 | 454 | 9020 | 74.8 | 24 | 280.0 | 677 | 2349 | 19.5 | 33 | 8800 | 15 | 16 | .1 |
| 7 | 0.40 | 173 | 11243 | 93.3 | 16 | 13.00 | 574 | 8566 | 71.1 | 25 | 410.0 | 511 | 1672 | 13.9 | 34 | 13000 | 1 | 1 | |
| 8 | 0.60 | 172 | 11070 | 91.8 | 17 | 19.00 | 720 | 7992 | 66.3 | 26 | 600.0 | 347 | 1161 | 9.6 | | | | | |

### LOWEST MEAN DISCHARGE, IN CFS, AND RANKING, FOR THE FOLLOWING NUMBER OF CONSECUTIVE DAYS IN YEAR ENDING MARCH 31

| YEAR | 1 | | 3 | | 7 | | 14 | | 30 | | 60 | | 90 | | 120 | | 183 | | ANNUAL | |
|---|---|---|---|---|---|---|---|---|---|---|---|---|---|---|---|---|---|---|---|---|
| 1942 | 0.20 | 15 | 0.20 | 15 | 0.26 | 15 | 0.32 | 14 | 0.55 | 14 | 2.93 | 15 | 3.36 | 7 | 9.89 | 10 | 24.80 | 9 | 161.00 | 4 |
| 1943 | 0.80 | 21 | 0.80 | 20 | 0.94 | 19 | 1.33 | 21 | 1.81 | 19 | 2.34 | 12 | 6.09 | 14 | 23.90 | 23 | 58.30 | 23 | 257.00 | 17 |
| 1944 | 0.00 | 1 | 0.00 | 1 | 0.00 | 1 | 0.00 | 1 | 0.00 | 1 | 0.04 | 3 | 0.10 | 2 | 0.17 | 2 | 6.30 | 4 | 141.00 | 2 |
| 1945 | 0.00 | 2 | 0.10 | 12 | 0.14 | 10 | 0.20 | 10 | 0.43 | 13 | 1.04 | 10 | 3.33 | 6 | 6.51 | 8 | 6.27 | 3 | 323.00 | 23 |
| 1946 | 1.00 | 23 | 1.23 | 24 | 1.74 | 26 | 2.26 | 26 | 15.80 | 31 | 39.40 | 30 | 46.00 | 28 | 54.70 | 28 | 110.00 | 28 | 334.00 | 24 |
| 1947 | 0.00 | 3 | 0.00 | 2 | 0.00 | 2 | 0.03 | 7 | 0.09 | 7 | 0.31 | 7 | 9.85 | 22 | 16.20 | 18 | 39.60 | 16 | 213.00 | 12 |
| 1948 | 1.30 | 26 | 1.30 | 25 | 1.40 | 24 | 1.67 | 24 | 2.36 | 22 | 4.89 | 19 | 10.10 | 23 | 13.20 | 16 | 44.60 | 19 | 390.00 | 27 |
| 1949 | 0.00 | 4 | 0.00 | 3 | 0.00 | 3 | 0.03 | 8 | 0.08 | 6 | 0.19 | 6 | 5.70 | 12 | 34.40 | 24 | 35.20 | 13 | 445.00 | 29 |
| 1950 | 2.10 | 28 | 2.43 | 28 | 3.79 | 30 | 8.61 | 29 | 11.50 | 28 | 30.30 | 28 | 34.50 | 26 | 38.70 | 26 | 91.00 | 27 | 467.00 | 31 |
| 1951 | 2.30 | 29 | 2.50 | 30 | 3.01 | 29 | 9.16 | 30 | 12.00 | 29 | 49.50 | 32 | 89.60 | 32 | 109.00 | 32 | 162.00 | 31 | 475.00 | 32 |
| 1952 | 0.00 | 5 | 0.00 | 4 | 0.00 | 4 | 0.00 | 2 | 0.02 | 5 | 0.03 | 2 | 0.15 | 3 | 1.30 | 4 | 20.20 | 8 | 303.00 | 21 |
| 1953 | 0.30 | 17 | 0.30 | 17 | 0.30 | 17 | 0.31 | 13 | 0.36 | 12 | 1.65 | 11 | 5.37 | 11 | 19.80 | 19 | 37.30 | 15 | 171.00 | 6 |
| 1954 | 0.00 | 6 | 0.00 | 5 | 0.00 | 5 | 0.00 | 3 | 0.00 | 2 | 0.00 | 1 | 0.00 | 1 | 0.04 | 1 | 5.49 | 2 | 99.00 | 1 |
| 1955 | 0.00 | 7 | 0.00 | 6 | 0.00 | 6 | 0.00 | 4 | 0.00 | 3 | 0.05 | 4 | 5.33 | 10 | 5.46 | 7 | 7.47 | 5 | 228.00 | 14 |
| 1956 | 0.00 | 8 | 0.00 | 7 | 0.00 | 7 | 0.00 | 5 | 0.23 | 9 | 14.30 | 27 | 73.30 | 31 | 89.80 | 31 | 127.00 | 29 | 283.00 | 20 |
| 1957 | 0.50 | 19 | 0.63 | 19 | 1.17 | 20 | 1.42 | 23 | 3.10 | 25 | 7.10 | 24 | 26.10 | 25 | 22.20 | 21 | 51.30 | 21 | 208.00 | 11 |
| 1958 | 0.00 | 9 | 0.07 | 10 | 0.14 | 11 | 0.35 | 15 | 1.16 | 15 | 4.52 | 18 | 5.20 | 9 | 10.60 | 12 | 136.00 | 30 | 322.00 | 22 |
| 1959 | 3.20 | 31 | 4.47 | 31 | 6.41 | 31 | 9.98 | 31 | 13.70 | 30 | 42.90 | 31 | 54.70 | 30 | 74.80 | 30 | 238.00 | 32 | 451.00 | 30 |
| 1960 | 0.10 | 12 | 0.10 | 11 | 0.19 | 12 | 0.36 | 16 | 1.50 | 17 | 5.51 | 21 | 7.33 | 17 | 11.60 | 13 | 42.60 | 18 | 159.00 | 3 |

LOWEST MEAN DISCHARGE, IN CFS, AND RANKING, FOR THE FOLLOWING NUMBER OF CONSECUTIVE DAYS IN YEAR ENDING MARCH 31

| YEAR | 1 | 3 | 7 | 14 | 30 | 60 | 90 | 120 | 183 | ANNUAL |
|---|---|---|---|---|---|---|---|---|---|---|
| 1961 | 1.00 24 | 1.10 23 | 1.19 21 | 1.31 20 | 1.73 18 | 2.63 13 | 4.60 8 | 5.18 6 | 16.10 7 | 275.00 19 |
| 1962 | 2.30 30 | 2.47 29 | 2.87 28 | 3.16 28 | 4.54 27 | 10.10 26 | 35.10 27 | 50.10 27 | 70.80 25 | 375.00 26 |
| 1963 | 1.70 27 | 1.80 27 | 1.89 27 | 2.10 25 | 4.11 26 | 5.83 23 | 8.33 19 | 15.30 17 | 31.00 10 | 203.00 9 |
| 1964 | 0.00 10 | 0.00 8 | 0.00 8 | 0.00 6 | 0.02 4 | 0.17 5 | 0.25 4 | 0.37 3 | 3.47 1 | 174.00 7 |
| 1965 | 0.20 16 | 0.20 16 | 0.20 13 | 0.24 11 | 0.24 10 | 0.58 9 | 9.22 20 | 7.21 9 | 33.00 11 | 243.00 16 |
| 1966 | 0.40 18 | 0.47 18 | 0.64 18 | 0.89 18 | 2.64 23 | 8.87 25 | 7.82 18 | 10.30 11 | 36.50 14 | 205.00 10 |
| 1967 | 0.10 13 | 0.17 14 | 0.29 16 | 0.59 17 | 1.96 21 | 5.62 22 | 6.09 15 | 13.10 15 | 41.80 17 | 236.00 15 |
| 1968 | 0.04 11 | 0.05 9 | 0.07 9 | 0.07 9 | 0.14 8 | 0.36 8 | 1.31 5 | 3.41 5 | 12.60 6 | 220.00 13 |
| 1969 | 0.76 20 | 0.98 22 | 1.20 22 | 1.25 19 | 1.33 16 | 2.75 14 | 6.88 16 | 34.80 25 | 56.50 22 | 361.00 25 |
| 1970 | 0.84 22 | 0.93 21 | 1.30 23 | 1.41 22 | 1.88 20 | 3.61 16 | 6.03 13 | 23.00 22 | 46.20 20 | 202.00 8 |
| 1971 | 1.30 25 | 1.43 26 | 1.74 25 | 2.41 27 | 2.92 24 | 5.13 20 | 9.61 21 | 12.60 14 | 34.00 12 | 272.00 18 |
| 1972 | 7.00 32 | 7.10 32 | 8.50 32 | 16.60 32 | 22.50 32 | 34.70 29 | 53.50 29 | 58.60 29 | 62.10 24 | 170.00 5 |
| 1973 | 0.16 14 | 0.16 13 | 0.20 14 | 0.28 12 | 0.34 11 | 3.95 17 | 11.30 24 | 20.10 20 | 83.00 26 | 406.00 28 |

HIGHEST MEAN DISCHARGE, IN CFS, AND RANKING, FOR THE FOLLOWING NUMBER OF CONSECUTIVE DAYS IN YEAR ENDING SEPTEMBER 30

| YEAR | 1 | 3 | 7 | 15 | 30 | 60 | 90 | 120 | 183 | ANNUAL |
|---|---|---|---|---|---|---|---|---|---|---|
| 1941 | 2000.0 32 | 1530.0 32 | 1050.0 32 | 765.0 32 | 413.0 32 | 218.0 32 | 157.0 32 | 129.0 32 | 112.0 32 | 60.6 32 |
| 1942 | 5030.0 27 | 3000.0 30 | 1560.0 30 | 1070.0 30 | 608.0 31 | 494.0 31 | 449.0 29 | 429.0 29 | 342.0 30 | 195.0 29 |
| 1943 | 8740.0 12 | 6090.0 9 | 4070.0 8 | 2350.0 7 | 1230.0 13 | 794.0 20 | 677.0 19 | 597.0 16 | 477.0 16 | 256.0 18 |
| 1944 | 5100.0 26 | 3610.0 24 | 1960.0 27 | 1110.0 29 | 819.0 29 | 661.0 26 | 572.0 27 | 446.0 28 | 299.0 31 | 152.0 31 |
| 1945 | 12900.0 2 | 7940.0 4 | 5480.0 1 | 3750.0 1 | 2420.0 1 | 1570.0 2 | 1170.0 4 | 999.0 3 | 716.0 4 | 378.0 6 |
| 1946 | 6210.0 21 | 3710.0 22 | 1860.0 28 | 1350.0 24 | 891.0 26 | 670.0 25 | 612.0 24 | 551.0 23 | 485.0 14 | 282.0 12 |
| 1947 | 7510.0 14 | 4080.0 17 | 2190.0 25 | 1700.0 17 | 1380.0 10 | 1280.0 4 | 1000.0 5 | 801.0 6 | 701.0 5 | 386.0 5 |
| 1948 | 6260.0 20 | 4840.0 15 | 2370.0 21 | 1280.0 27 | 1230.0 14 | 896.0 15 | 691.0 15 | 560.0 21 | 383.0 25 | 205.0 27 |
| 1949 | 10500.0 6 | 6660.0 7 | 4250.0 7 | 2710.0 4 | 2140.0 3 | 1410.0 3 | 1190.0 3 | 1030.0 2 | 755.0 3 | 459.0 2 |
| 1950 | 9270.0 10 | 7300.0 6 | 4320.0 6 | 3520.0 2 | 2350.0 2 | 1890.0 1 | 1420.0 1 | 1250.0 1 | 906.0 1 | 505.0 1 |
| 1951 | 6540.0 18 | 4340.0 16 | 2430.0 18 | 1750.0 16 | 1210.0 16 | 1040.0 10 | 934.0 6 | 909.0 5 | 769.0 2 | 407.0 4 |
| 1952 | 6460.0 19 | 3820.0 21 | 1970.0 26 | 1810.0 13 | 1160.0 18 | 954.0 12 | 824.0 10 | 734.0 7 | 554.0 9 | 300.0 11 |
| 1953 | 2990.0 31 | 2030.0 31 | 1240.0 31 | 951.0 31 | 702.0 30 | 505.0 30 | 443.0 30 | 402.0 30 | 366.0 27 | 200.0 28 |
| 1954 | 500.0 33 | 417.0 33 | 252.0 33 | 151.0 33 | 138.0 33 | 113.0 33 | 93.2 33 | 81.7 33 | 59.8 33 | 31.7 33 |
| 1955 | 5510.0 22 | 3550.0 25 | 2480.0 16 | 2030.0 11 | 1570.0 7 | 1050.0 9 | 831.0 9 | 678.0 11 | 500.0 11 | 274.0 13 |
| 1956 | 9600.0 8 | 5400.0 12 | 2670.0 13 | 1300.0 26 | 1220.0 15 | 898.0 13 | 750.0 13 | 681.0 9 | 524.0 10 | 338.0 9 |
| 1957 | 10100.0 7 | 5710.0 11 | 3330.0 9 | 1760.0 15 | 1000.0 24 | 752.0 21 | 590.0 26 | 548.0 24 | 487.0 13 | 262.0 16 |
| 1958 | 6780.0 16 | 4980.0 14 | 2630.0 14 | 1800.0 14 | 1010.0 23 | 708.0 22 | 650.0 21 | 610.0 14 | 457.0 19 | 368.0 7 |
| 1959 | 19100.0 1 | 10900.0 1 | 5000.0 3 | 2650.0 5 | 1690.0 5 | 1160.0 6 | 876.0 7 | 681.0 10 | 495.0 12 | 272.0 14 |
| 1960 | 9540.0 9 | 5190.0 13 | 2420.0 19 | 1520.0 20 | 826.0 28 | 558.0 29 | 388.0 31 | 363.0 31 | 379.0 26 | 225.0 23 |
| 1961 | 12100.0 5 | 9700.0 3 | 4750.0 4 | 2410.0 6 | 1730.0 4 | 1140.0 7 | 1210.0 2 | 943.0 4 | 653.0 7 | 343.0 8 |
| 1962 | 4470.0 28 | 3940.0 18 | 2480.0 17 | 1520.0 21 | 1200.0 17 | 807.0 19 | 684.0 16 | 590.0 17 | 424.0 21 | 250.0 19 |
| 1963 | 8960.0 11 | 5830.0 10 | 2960.0 11 | 2210.0 9 | 1550.0 8 | 883.0 17 | 641.0 22 | 509.0 26 | 358.0 28 | 186.0 30 |
| 1964 | 12700.0 3 | 9860.0 2 | 5280.0 2 | 3080.0 3 | 1640.0 6 | 1270.0 5 | 859.0 8 | 664.0 12 | 462.0 18 | 235.0 21 |
| 1965 | 3440.0 30 | 3100.0 29 | 2330.0 22 | 1190.0 28 | 1050.0 21 | 683.0 24 | 674.0 20 | 604.0 15 | 416.0 24 | 215.0 25 |
| 1966 | 5360.0 23 | 3940.0 19 | 2530.0 15 | 1440.0 22 | 877.0 27 | 643.0 28 | 604.0 25 | 554.0 22 | 423.0 22 | 230.0 22 |
| 1967 | 5280.0 24 | 3330.0 27 | 1820.0 29 | 1340.0 25 | 994.0 25 | 660.0 27 | 617.0 23 | 520.0 25 | 441.0 20 | 242.0 20 |
| 1968 | 12600.0 4 | 7420.0 5 | 4410.0 5 | 2300.0 8 | 1490.0 9 | 958.0 11 | 814.0 11 | 650.0 13 | 557.0 8 | 304.0 10 |
| 1969 | 8280.0 13 | 6280.0 8 | 3230.0 10 | 2100.0 10 | 1340.0 11 | 897.0 14 | 680.0 18 | 583.0 18 | 463.0 17 | 268.0 15 |
| 1970 | 6930.0 15 | 3630.0 23 | 2370.0 20 | 1360.0 23 | 1080.0 20 | 885.0 16 | 684.0 17 | 579.0 19 | 418.0 23 | 221.0 24 |
| 1971 | 6570.0 17 | 3870.0 20 | 2670.0 12 | 1600.0 19 | 1040.0 22 | 701.0 23 | 570.0 28 | 474.0 27 | 345.0 29 | 207.0 26 |
| 1972 | 5100.0 25 | 3450.0 26 | 2220.0 23 | 1820.0 12 | 1110.0 19 | 848.0 18 | 706.0 14 | 576.0 20 | 484.0 15 | 258.0 17 |
| 1973 | 4380.0 29 | 3250.0 28 | 2190.0 24 | 1610.0 18 | 1270.0 12 | 1050.0 8 | 801.0 12 | 719.0 8 | 691.0 6 | 454.0 3 |

STATISTICS ON NORMAL MONTHLY MEANS(ALL DAYS)

| OCT | NOV | DEC | JAN | FEB | MARCH | APRIL | MAY | JUNE | JULY | AUG | SEPT |
|---|---|---|---|---|---|---|---|---|---|---|---|
| BY ROWS(MEAN,VARIANCE,STANDARD DEVIATION, SKEWNESS, COEFF. OF VARIATION,PERCENTAGE OF AVERAGE FLOW) | | | | | | | | | | | |
| 0.2482E+02 | 0.1274E+03 | 0.2771E+03 | 0.5013E+03 | 0.5362E+03 | 0.6698E+03 | 0.5023E+03 | 0.3639E+03 | 0.1870E+03 | 0.1300E+03 | 0.3689E+02 | 0.2993E+02 |
| 0.1838E+04 | 0.3687E+05 | 0.6604E+05 | 0.3136E+06 | 0.1426E+06 | 0.2076E+06 | 0.1087E+06 | 0.1242E+06 | 0.4556E+05 | 0.2748E+05 | 0.4171E+04 | 0.2709E+04 |
| 0.4288E+02 | 0.1920E+03 | 0.2570E+03 | 0.5600E+03 | 0.3776E+03 | 0.4557E+03 | 0.3297E+03 | 0.3524E+03 | 0.2134E+03 | 0.1658E+03 | 0.6459E+02 | 0.5205E+02 |
| 0.2630E+01 | 0.1961E+01 | 0.8813E+00 | 0.1943E+01 | 0.5348E+00 | 0.1048E+01 | 0.5588E+00 | 0.1500E+01 | 0.1427E+01 | 0.2098E+01 | 0.4340E+01 | 0.3414E+01 |
| 0.1727E+01 | 0.1507E+01 | 0.9273E+00 | 0.1117E+01 | 0.7043E+00 | 0.6803E+00 | 0.6564E+00 | 0.9685E+00 | 0.1142E+01 | 0.1275E+01 | 0.1751E+01 | 0.1739E+01 |
| 0.7330E+00 | 0.3761E+01 | 0.8183E+01 | 0.1480E+02 | 0.1583E+02 | 0.1978E+02 | 0.1483E+02 | 0.1074E+02 | 0.5521E+01 | 0.3839E+01 | 0.1089E+01 | 0.8838E+00 |

STATISTICS ON NORMAL ANNUAL MEANS(ALL DAYS)

| MEAN | VARIANCE | STANDARD DEVIATION | SKEWNESS | COEFF. OF VARIATION | SERIAL CORR |
|---|---|---|---|---|---|
| 0.2810E+03 | 0.9458E+04 | 0.9827E+02 | 0.2383E+00 | 0.3497E+00 | 0.2535E+00 |

STATISTICS ON LOG MONTHLY MEANS(ALL DAYS)

| OCT | NOV | DEC | JAN | FEB | MARCH | APRIL | MAY | JUNE | JULY | AUG | SEPT |
|---|---|---|---|---|---|---|---|---|---|---|---|
| BY ROWS(MEAN,VARIANCE,STANDARD DEVIATION, SKEWNESS, COEFF. OF VARIATION,PERCENTAGE OF AVERAGE FLOW) | | | | | | | | | | | |
| 0.4007E+00 | 0.1432E+01 | 0.1495E+01 | 0.2456E+01 | 0.2573E+01 | 0.2716E+01 | 0.2586E+01 | 0.2365E+01 | 0.1988E+01 | 0.1703E+01 | 0.1234E+01 | 0.8621E+00 |
| 0.1189E+01 | 0.1193E+01 | 0.9807E+00 | 0.2431E+00 | 0.1940E+00 | 0.1142E+00 | 0.1206E+00 | 0.1893E+00 | 0.2894E+00 | 0.5187E+00 | 0.3102E+00 | 0.8490E+00 |
| 0.1090E+01 | 0.1092E+01 | 0.9903E+00 | 0.4931E+00 | 0.4404E+00 | 0.3379E+00 | 0.3472E+00 | 0.4350E+00 | 0.5379E+00 | 0.7202E+00 | 0.5570E+00 | 0.9214E+00 |
| -0.6520E+00 | -0.1267E+01 | -0.1752E+01 | -0.1597E+00 | -0.1104E+01 | -0.5782E+00 | -0.4730E+00 | -0.3761E-01 | -0.1898E+00 | -0.5725E+00 | -0.2432E+00 | -0.6143E+00 |
| 0.1815E+01 | 0.7628E+00 | 0.4964E+00 | 0.2007E+00 | 0.1711E+00 | 0.1244E+00 | 0.1342E+00 | 0.1839E+00 | 0.2706E+00 | 0.4229E+00 | 0.4513E+00 | 0.1069E+01 |
| 0.2668E+01 | 0.6360E+01 | 0.8862E+01 | 0.1091E+02 | 0.1143E+02 | 0.1207E+02 | 0.1149E+02 | 0.1051E+02 | 0.8831E+01 | 0.7565E+01 | 0.5481E+01 | 0.3829E+01 |

STATISTICS ON LOG ANNUAL MEANS(ALL DAYS)

| MEAN | VARIANCE | STANDARD DEVIATION | SKEWNESS | COEFF. OF VARIATION | SERIAL CORR |
|---|---|---|---|---|---|
| 0.2413E+01 | 0.4411E-01 | 0.2100E+00 | -0.2683E+01 | 0.8705E-01 | 0.1283E+00 |

**ANNUAL PEAKS**

| | |
|---|---|
| 1941 | 3960 |
| 1942 | 10400 |
| 1943 | 12900 |
| 1944 | 8880 |
| 1945 | 17000 |
| 1946 | 7980 |
| 1947 | 13300 |
| 1948 | 8410 |
| 1949 | 15700 |
| 1950 | 14800 |
| 1951 | 9660 |
| 1952 | 9660 |
| 1953 | 3960 |
| 1954 | 640 |
| 1955 | 10800 |
| 1956 | 12500 |
| 1957 | 20200 |
| 1958 | 17000 |
| 1959 | 47800 |
| 1960 | 29000 |
| 1961 | 16200 |
| 1962 | 7750 |
| 1963 | 16200 |
| 1964 | 19100 |
| 1965 | 7520 |
| 1966 | 8560 |
| 1967 | 7010 |
| 1968 | 28700 |
| 1969 | 9520 |
| 1970 | 15500 |
| 1971 | 9850 |
| 1972 | 8150 |
| 1973 | 9330 |

03291780 Indian-Kentuck Creek near Canaan, Ind.

LOCATION.--Lat 38°52'41", long 85°15'26", in SW¼NW¼ sec.13, T.5 N., R.11 E., Jefferson County, on downstream end of left pier of bridge on State Highway 62, 1,500 ft (457 m) upstream from Wilson Fork, and 2.0 miles (3.2 km) northeast of Canaan.

DRAINAGE AREA.--27.5 mi² (71.2 km²).

DURATION TABLE OF DAILY DISCHARGE FOR YEAR ENDING SEPTEMBER 30

| CLASS | 0 | 1 | 2 | 3 | 4 | 5 | 6 | 7 | 8 | 9 | 10 | 11 | 12 | 13 | 14 | 15 | 16 | 17 | 18 | 19 | 20 | 21 | 22 | 23 | 24 | 25 | 26 | 27 | 28 | 29 | 30 | 31 | 32 | 33 | 34 | |
|---|---|---|---|---|---|---|---|---|---|---|---|---|---|---|---|---|---|---|---|---|---|---|---|---|---|---|---|---|---|---|---|---|---|---|---|---|
| YEAR | NUMBER OF DAYS IN CLASS | | | | | | | | | | | | | | | | | | | | | | | | | | | | | | | | | | | CFS_DAYS |
| 1970 | 39 | 12 | 14 | 5 | 4 | 3 | 16 | 11 | 9 | 11 | 8 | 7 | 8 | 11 | 16 | 28 | 25 | 13 | 14 | 21 | 25 | 14 | 11 | 13 | 11 | 4 | 6 | 3 | | 2 | | 1 | | | | 7492.0 |
| 1971 | | | | | | | 5 | 13 | 7 | 6 | 5 | 5 | 20 | 14 | 22 | 39 | 34 | 36 | 33 | 27 | 16 | 20 | 18 | 18 | 9 | 7 | 7 | 2 | | 1 | | 1 | | | | 7922.1 |
| 1972 | 21 | 3 | | 9 | 6 | 13 | 11 | 6 | 7 | 21 | 6 | 11 | 21 | 12 | 11 | 19 | 17 | 9 | 12 | 25 | 29 | 23 | 22 | 10 | 16 | 10 | 9 | 5 | 1 | 1 | | | | | | 8992.1 |
| 1973 | | 2 | 4 | 3 | 1 | 2 | 12 | 5 | 5 | 4 | 2 | 6 | 13 | 16 | 9 | 4 | 9 | 16 | 16 | 36 | 33 | 30 | 34 | 35 | 21 | 22 | 11 | 6 | 6 | 2 | | | | | | 15137.0 |

| CLASS | CFS | TOTAL | ACCUM | PERCT | CLASS | CFS | TOTAL | ACCUM | PERCT | CLASS | CFS | TOTAL | ACCUM | PERCT | CLASS | CFS | TOTAL | ACCUM | PERCT |
|---|---|---|---|---|---|---|---|---|---|---|---|---|---|---|---|---|---|---|---|
| 0 | 0.00 | 60 | 1461 | 100.0 | 9 | 0.40 | 42 | 1213 | 83.0 | 18 | 8.6 | 75 | 699 | 47.8 | 27 | 180 | 16 | 31 | 2.1 |
| 1 | 0.01 | 17 | 1401 | 95.9 | 10 | 0.60 | 21 | 1171 | 80.2 | 19 | 12.0 | 109 | 624 | 42.7 | 28 | 250 | 7 | 15 | 1.0 |
| 2 | 0.02 | 18 | 1384 | 94.7 | 11 | 0.80 | 29 | 1150 | 78.7 | 20 | 17.0 | 103 | 515 | 35.2 | 29 | 360 | 6 | 8 | .5 |
| 3 | 0.03 | 17 | 1366 | 93.5 | 12 | 1.10 | 62 | 1121 | 76.7 | 21 | 24.0 | 87 | 412 | 28.2 | 30 | 500 | | 2 | .1 |
| 4 | 0.05 | 11 | 1349 | 92.3 | 13 | 1.60 | 53 | 1059 | 72.5 | 22 | 33.0 | 85 | 325 | 22.2 | 31 | 700 | 2 | 2 | .1 |
| 5 | 0.07 | 18 | 1338 | 91.6 | 14 | 2.20 | 58 | 1006 | 68.9 | 23 | 47.0 | 76 | 240 | 16.4 | 32 | | | | |
| 6 | 0.10 | 44 | 1320 | 90.3 | 15 | 3.10 | 90 | 948 | 64.9 | 24 | 66.0 | 57 | 164 | 11.2 | 33 | | | | |
| 7 | 0.20 | 35 | 1276 | 87.3 | 16 | 4.40 | 85 | 858 | 58.7 | 25 | 92.0 | 43 | 107 | 7.3 | 34 | | | | |
| 8 | 0.30 | 28 | 1241 | 84.9 | 17 | 6.20 | 74 | 773 | 52.9 | 26 | 130.0 | 33 | 64 | 4.4 | | | | | |

LOWEST MEAN DISCHARGE, IN CFS, AND RANKING, FOR THE FOLLOWING NUMBER OF CONSECUTIVE DAYS IN YEAR ENDING MARCH 31

| YEAR | 1 | | 3 | | 7 | | 14 | | 30 | | 60 | | 90 | | 120 | | 183 | | ANNUAL | |
|---|---|---|---|---|---|---|---|---|---|---|---|---|---|---|---|---|---|---|---|---|
| 1971 | 0.00 | 1 | 0.00 | 1 | 0.00 | 1 | 0.00 | 1 | 0.00 | 1 | 0.38 | 1 | 0.48 | 1 | 1.33 | 1 | 3.02 | 1 | 23.10 | 2 |
| 1972 | 0.12 | 3 | 0.13 | 3 | 0.17 | 3 | 0.37 | 3 | 1.48 | 3 | 1.98 | 3 | 5.04 | 3 | 7.35 | 3 | 9.03 | 3 | 18.90 | 1 |
| 1973 | 0.00 | 2 | 0.00 | 2 | 0.00 | 2 | 0.00 | 2 | 0.01 | 2 | 0.74 | 2 | 0.69 | 2 | 1.81 | 2 | 8.16 | 2 | 37.60 | 3 |

HIGHEST MEAN DISCHARGE, IN CFS, AND RANKING, FOR THE FOLLOWING NUMBER OF CONSECUTIVE DAYS IN YEAR ENDING SEPTEMBER 30

| YEAR | 1 | | 3 | | 7 | | 15 | | 30 | | 60 | | 90 | | 120 | | 183 | | ANNUAL | |
|---|---|---|---|---|---|---|---|---|---|---|---|---|---|---|---|---|---|---|---|---|
| 1970 | 888.0 | 1 | 361.0 | 1 | 179.0 | 3 | 146.0 | 2 | 103.0 | 2 | 75.6 | 3 | 65.5 | 3 | 53.3 | 3 | 39.3 | 3 | 20.5 | 4 |
| 1971 | 701.0 | 2 | 298.0 | 2 | 183.0 | 2 | 118.0 | 4 | 83.7 | 4 | 57.5 | 4 | 51.7 | 4 | 44.1 | 4 | 33.0 | 4 | 21.7 | 3 |
| 1972 | 469.0 | 3 | 272.0 | 3 | 201.0 | 1 | 151.0 | 1 | 96.1 | 3 | 82.1 | 2 | 72.3 | 2 | 58.0 | 2 | 47.0 | 2 | 24.6 | 2 |
| 1973 | 428.0 | 4 | 241.0 | 4 | 172.0 | 4 | 129.0 | 3 | 109.0 | 1 | 92.5 | 1 | 73.5 | 1 | 63.9 | 1 | 65.1 | 1 | 41.5 | 1 |

STATISTICS ON NORMAL MONTHLY MEANS(ALL DAYS)

| OCT | NOV | DEC | JAN | FEB | MARCH | APRIL | MAY | JUNE | JULY | AUG | SEPT |
|---|---|---|---|---|---|---|---|---|---|---|---|
| BY ROWS(MEAN,VARIANCE,STANDARD DEVIATION, SKEWNESS, COEFF. OF VARIATION,PERCENTAGE OF AVERAGE FLOW) | | | | | | | | | | | |
| 0.3292E+01 | 0.2244E+02 | 0.3843E+02 | 0.2007E+02 | 0.4699E+02 | 0.6717E+02 | 0.6561E+02 | 0.2021E+02 | 0.1334E+02 | 0.1301E+02 | 0.3834E+01 | 0.6204E+01 |
| 0.8288E+01 | 0.9487E+03 | 0.5637E+03 | 0.5334E+02 | 0.5249E+03 | 0.7222E+03 | 0.1396E+04 | 0.1714E+03 | 0.2112E+03 | 0.3655E+03 | 0.2826E+02 | 0.5412E+02 |
| 0.2879E+01 | 0.3080E+02 | 0.2374E+02 | 0.7303E+01 | 0.2291E+02 | 0.2687E+02 | 0.3736E+02 | 0.1309E+02 | 0.1453E+02 | 0.1912E+02 | 0.5316E+01 | 0.7356E+01 |
| 0.3281E+00 | 0.1886E+01 | 0.1007E+01 | 0.1525E+01 | 0.1947E+01 | -0.1285E+00 | -0.1585E+01 | 0.6268E+00 | 0.1707E+01 | 0.1666E+01 | 0.1970E+01 | 0.1818E+01 |
| 0.8744E+00 | 0.1372E+01 | 0.6175E+00 | 0.2801E+00 | 0.4876E+00 | 0.4001E+00 | 0.5694E+00 | 0.6478E+00 | 0.1089E+01 | 0.1470E+01 | 0.1387E+01 | 0.1186E+01 |
| 0.1008E+01 | 0.6871E+01 | 0.1177E+02 | 0.7983E+01 | 0.1439E+02 | 0.2057E+02 | 0.2009E+02 | 0.6188E+01 | 0.4086E+01 | 0.3983E+01 | 0.1174E+01 | 0.1900E+01 |

STATISTICS ON NORMAL ANNUAL MEANS(ALL DAYS)

| MEAN | VARIANCE | STANDARD DEVIATION | SKEWNESS | COEFF. OF VARIATION | SERIAL CORR |
|---|---|---|---|---|---|
| 0.2707E+02 | 0.9509E+02 | 0.9751E+01 | 0.1825E+01 | 0.3603E+00 | 0.9883E+00 |

STATISTICS ON LOG MONTHLY MEANS(ALL DAYS)

| OCT | NOV | DEC | JAN | FEB | MARCH | APRIL | MAY | JUNE | JULY | AUG | SEPT |
|---|---|---|---|---|---|---|---|---|---|---|---|
| BY ROWS(MEAN,VARIANCE,STANDARD DEVIATION, SKEWNESS, COEFF. OF VARIATION,PERCENTAGE OF AVERAGE FLOW) | | | | | | | | | | | |
| 0.1741E-01 | 0.1020E+01 | 0.1519E+01 | 0.1405E+01 | 0.1640E+01 | 0.1797E+01 | 0.1706E+01 | 0.1232E+01 | 0.9410E+00 | 0.4577E+00 | 0.3023E+00 | 0.5656E+00 |
| 0.1401E+01 | 0.4052E+00 | 0.8063E-01 | 0.1284E-01 | 0.3292E-01 | 0.3696E-01 | 0.1853E+00 | 0.8719E-01 | 0.2035E+00 | 0.1047E+01 | 0.2887E+00 | 0.2646E+00 |
| 0.1183E+01 | 0.6366E+00 | 0.2840E+00 | 0.1133E+00 | 0.1814E+00 | 0.1922E+00 | 0.4304E+00 | 0.2953E+00 | 0.4511E+00 | 0.1023E+01 | 0.5373E+00 | 0.5144E+00 |
| -0.1851E+01 | 0.4070E+00 | -0.2434E+00 | 0.1223E+01 | 0.1879E+01 | -0.7632E+00 | -0.1912E+01 | 0.2420E+00 | 0.9398E+00 | 0.2293E+00 | 0.1446E+01 | 0.5274E+00 |
| 0.6799E+02 | 0.6239E+00 | 0.1870E+00 | 0.8068E-01 | 0.1106E+00 | 0.1070E+00 | 0.2524E+00 | 0.2397E+00 | 0.4794E+00 | 0.2235E+01 | 0.1777E+01 | 0.9095E+00 |
| 0.1381E+00 | 0.8096E+01 | 0.1205E+02 | 0.1114E+02 | 0.1301E+02 | 0.1426E+02 | 0.1353E+02 | 0.9776E+01 | 0.7467E+01 | 0.3632E+01 | 0.2399E+01 | 0.4488E+01 |

STATISTICS ON LOG ANNUAL MEANS(ALL DAYS)

| MEAN | VARIANCE | STANDARD DEVIATION | SKEWNESS | COEFF. OF VARIATION | SERIAL CORR |
|---|---|---|---|---|---|
| 0.1414E+01 | 0.1947E-01 | 0.1395E+00 | 0.1690E+01 | 0.9867E-01 | 0.9920E+00 |

ANNUAL PEAKS

| | |
|---|---|
| 1970 | 2680 |
| 1971 | 3210 |
| 1972 | 1320 |
| 1973 | 1090 |

## 03294000 Silver Creek near Sellersburg, Ind.

LOCATION.--Lat 38°22'15", long 85°43'35", in SW¼SW¼ lot 68, Clark Military Grant, Clark County, on upstream side of Straws Mill bridge on Watson Road, 0.3 mile (0.5 km) downstream from Pleasant Run, 2.4 miles (3.9 km) southeast of Sellersburg, and 11.9 miles (19.1 km) upstream from mouth.

DRAINAGE AREA.--189 mi² (490 km²).

REMARKS.--Some regulation by Deam Lake (See sta 03293800).

DURATION TABLE OF DAILY DISCHARGE FOR YEAR ENDING SEPTEMBER 30

| CLASS | 0 | 1 | 2 | 3 | 4 | 5 | 6 | 7 | 8 | 9 | 10 | 11 | 12 | 13 | 14 | 15 | 16 | 17 | 18 | 19 | 20 | 21 | 22 | 23 | 24 | 25 | 26 | 27 | 28 | 29 | 30 | 31 | 32 | 33 | 34 |
|---|---|---|---|---|---|---|---|---|---|---|---|---|---|---|---|---|---|---|---|---|---|---|---|---|---|---|---|---|---|---|---|---|---|---|---|
| YEAR | NUMBER OF DAYS IN CLASS | | | | | | | | | | | | | | | | | | | | | | | | | | | | | | | | | | CFS_DAYS |
| 1955 | 26 | 3 | | 2 | 3 | 7 | 4 | 6 | 6 | 14 | 11 | 20 | 17 | 21 | 22 | 19 | 23 | 19 | 26 | 28 | 16 | 18 | 13 | 12 | 5 | 9 | 6 | 2 | 4 | 3 | | | | | 69778.0 |
| 1956 | 1 | 2 | | 3 | 1 | 5 | | 7 | 11 | 17 | 17 | 14 | 24 | 31 | 32 | 32 | 13 | 10 | 24 | 19 | 25 | 14 | 17 | 10 | 9 | 7 | 5 | 4 | 1 | 6 | | | | | 76160.0 |
| 1957 | 18 | 11 | 6 | 5 | 9 | 8 | 4 | 9 | 9 | 10 | 16 | 5 | 13 | 24 | 15 | 13 | 11 | 20 | 30 | 22 | 28 | 21 | 14 | 11 | 12 | 5 | 6 | 2 | 2 | 5 | | 1 | | | 82104.2 |
| 1958 | 7 | | | 1 | 8 | | | | 3 | 12 | 5 | 8 | 8 | 13 | 13 | 12 | 18 | 23 | 35 | 34 | 36 | 33 | 28 | 29 | 13 | 5 | 8 | 6 | 4 | 3 | | | | | 101292.1 |
| 1959 | 9 | | 7 | 2 | 7 | 13 | 13 | 9 | 7 | 12 | 3 | 10 | 5 | 7 | 30 | 27 | 34 | 27 | 22 | 19 | 25 | 18 | 23 | 13 | 7 | 2 | 6 | 4 | 2 | | | 1 | 1 | | 77527.2 |
| 1960 | 1 | 3 | 4 | 2 | 3 | 3 | 4 | 6 | 15 | 15 | 11 | 11 | 14 | 10 | 19 | 17 | 30 | 32 | 19 | 32 | 21 | 22 | 16 | 28 | 9 | 5 | 4 | 2 | 3 | 1 | 2 | 1 | 1 | | 96294.6 |
| 1961 | 1 | | 1 | 2 | 3 | | 4 | 4 | 11 | 21 | 20 | 23 | 19 | 36 | 16 | 34 | 28 | 14 | 9 | 12 | 16 | 23 | 12 | 21 | 9 | 4 | 9 | 8 | 2 | | 1 | | 2 | | 99375.3 |
| 1962 | 1 | | 3 | 1 | 1 | 2 | 7 | 12 | 22 | 14 | 18 | 17 | 11 | 17 | 8 | 13 | 18 | 22 | 26 | 20 | 46 | 28 | 21 | 16 | 5 | 7 | 1 | 2 | 3 | | 2 | 1 | | | 75855.1 |
| 1963 | | 1 | 7 | 1 | 1 | 3 | 2 | 11 | 18 | 21 | 25 | 22 | 22 | 16 | 35 | 34 | 36 | 27 | 20 | 15 | 8 | 11 | 7 | 7 | 5 | 3 | 2 | 2 | 1 | 2 | | | | | 41373.8 |
| 1964 | | 4 | 34 | 6 | 36 | 43 | 6 | 5 | 6 | 7 | 9 | 23 | 29 | 12 | 14 | 16 | 20 | 16 | 20 | 12 | 13 | 9 | 4 | 3 | 4 | 3 | 5 | | 1 | 1 | | 3 | 1 | 1 | 84488.1 |
| 1965 | 8 | 17 | 8 | 4 | 5 | 14 | 6 | 4 | 5 | 10 | 25 | 19 | 14 | 13 | 21 | 16 | 11 | 17 | 23 | 18 | 26 | 26 | 15 | 14 | 13 | 3 | 8 | 1 | 1 | | | | | | 52915.5 |
| 1966 | | | | | 3 | 2 | 4 | 8 | 9 | 14 | 9 | 20 | 13 | 37 | 53 | 30 | 11 | 19 | 25 | 18 | 23 | 15 | 16 | 7 | 6 | 5 | 3 | 7 | 3 | 4 | 1 | | | | 78397.4 |
| 1967 | | | | | | | | 2 | 11 | 15 | 32 | 35 | 20 | 20 | 14 | 12 | 24 | 34 | 34 | 21 | 20 | 19 | 12 | 14 | 7 | 4 | 8 | 4 | 3 | | | | | | 60681.7 |
| 1968 | | | | | 3 | 5 | 7 | 9 | 10 | 12 | 19 | 18 | 16 | 11 | 22 | 48 | 20 | 19 | 22 | 18 | 16 | 22 | 20 | 14 | 14 | 7 | 8 | 1 | 3 | 2 | | | | | 71432.2 |
| 1969 | | | 4 | 7 | 14 | 14 | 5 | 4 | 12 | 8 | 10 | 27 | 7 | 12 | 15 | 24 | 22 | 21 | 30 | 28 | 25 | 25 | 15 | 10 | 5 | 5 | 5 | 2 | 1 | 3 | | | | | 60182.5 |
| 1970 | | 3 | 4 | | 4 | 6 | 3 | 4 | 6 | 8 | 16 | 42 | 31 | 27 | 17 | 18 | 14 | 18 | 20 | 28 | 23 | 21 | 17 | 10 | 8 | 2 | 3 | 4 | 3 | 3 | 2 | | | | 77086.7 |
| 1971 | | | | | | | | | | 1 | 7 | 29 | 27 | 20 | 17 | 34 | 28 | 37 | 34 | 31 | 24 | 26 | 12 | 12 | 9 | 5 | 6 | 2 | 2 | | 2 | | | | 68744.3 |
| 1972 | | | | | | | | 1 | 6 | 5 | 19 | 36 | 42 | 25 | 20 | 15 | 20 | 23 | 18 | 16 | 18 | 33 | 22 | 10 | 10 | 6 | 4 | 5 | 4 | 6 | 2 | | | | 70383.4 |
| 1973 | | | | | | | | | | | 11 | 13 | 17 | 6 | 9 | 11 | 20 | 27 | 28 | 43 | 43 | 33 | 26 | 24 | 17 | 15 | 11 | 7 | 2 | 2 | | | | | 109025.2 |

| CLASS | CFS | TOTAL | ACCUM | PERCT | CLASS | CFS | TOTAL | ACCUM | PERCT | CLASS | CFS | TOTAL | ACCUM | PERCT | CLASS | CFS | TOTAL | ACCUM | PERCT |
|---|---|---|---|---|---|---|---|---|---|---|---|---|---|---|---|---|---|---|---|
| 0 | 0.00 | 72 | 6940 | 100.0 | 9 | 2.50 | 230 | 6137 | 88.4 | 18 | 63.0 | 463 | 2883 | 41.5 | 27 | 1600 | 64 | 171 | 2.4 |
| 1 | 0.10 | 44 | 6868 | 99.0 | 10 | 3.40 | 300 | 5907 | 85.1 | 19 | 91.0 | 436 | 2420 | 34.9 | 28 | 2300 | 47 | 107 | 1.5 |
| 2 | 0.20 | 78 | 6824 | 98.3 | 11 | 5.10 | 398 | 5607 | 80.8 | 20 | 130.0 | 467 | 1984 | 28.6 | 29 | 3300 | 37 | 60 | .8 |
| 3 | 0.30 | 36 | 6746 | 97.2 | 12 | 7.40 | 332 | 5209 | 75.1 | 21 | 190.0 | 411 | 1517 | 21.9 | 30 | 4700 | 10 | 23 | .3 |
| 4 | 0.40 | 106 | 6710 | 96.7 | 13 | 11.00 | 353 | 4877 | 70.3 | 22 | 270.0 | 298 | 1106 | 15.9 | 31 | 6800 | 7 | 13 | .1 |
| 5 | 0.60 | 125 | 6604 | 95.2 | 14 | 15.00 | 387 | 4524 | 65.2 | 23 | 380.0 | 265 | 808 | 11.6 | 32 | 9700 | 5 | 6 | .0 |
| 6 | 0.90 | 70 | 6479 | 93.4 | 15 | 22.00 | 430 | 4137 | 59.6 | 24 | 550.0 | 163 | 543 | 7.8 | 33 | 14000 | 1 | 1 | .0 |
| 7 | 1.20 | 106 | 6409 | 92.3 | 16 | 31.00 | 404 | 3707 | 53.4 | 25 | 780.0 | 100 | 380 | 5.5 | 34 | | | | |
| 8 | 1.70 | 166 | 6303 | 90.8 | 17 | 44.00 | 420 | 3303 | 47.6 | 26 | 1100.0 | 109 | 280 | 4.0 | | | | | |

LOWEST MEAN DISCHARGE, IN CFS, AND RANKING, FOR THE FOLLOWING NUMBER OF CONSECUTIVE DAYS IN YEAR ENDING MARCH 31

| YEAR | 1 | | 3 | | 7 | | 14 | | 30 | | 60 | | 90 | | 120 | | 183 | | ANNUAL | |
|---|---|---|---|---|---|---|---|---|---|---|---|---|---|---|---|---|---|---|---|---|
| 1956 | 0.00 | 1 | 0.00 | 1 | 0.00 | 1 | 0.11 | 3 | 0.26 | 4 | 3.74 | 7 | 27.00 | 17 | 33.80 | 17 | 48.80 | 15 | 217.00 | 12 |
| 1957 | 0.00 | 2 | 0.00 | 2 | 0.03 | 5 | 0.32 | 7 | 1.28 | 7 | 2.00 | 5 | 4.54 | 4 | 5.05 | 3 | 7.58 | 1 | 100.00 | 1 |
| 1958 | 0.00 | 3 | 0.00 | 3 | 0.00 | 2 | 0.02 | 1 | 0.22 | 2 | 0.64 | 3 | 4.63 | 5 | 17.50 | 14 | 132.00 | 18 | 334.00 | 17 |
| 1959 | 2.80 | 18 | 3.90 | 18 | 6.67 | 18 | 9.06 | 18 | 20.00 | 18 | 51.50 | 18 | 57.50 | 18 | 81.50 | 18 | 112.00 | 17 | 289.00 | 16 |
| 1960 | 0.00 | 4 | 0.00 | 4 | 0.03 | 3 | 0.24 | 5 | 1.88 | 9 | 3.10 | 6 | 5.96 | 7 | 6.22 | 4 | 16.10 | 6 | 142.00 | 6 |
| 1961 | 0.00 | 5 | 0.10 | 8 | 0.21 | 8 | 0.29 | 6 | 2.46 | 11 | 4.27 | 8 | 5.89 | 6 | 7.54 | 5 | 11.60 | 3 | 258.00 | 13 |
| 1962 | 1.00 | 15 | 1.43 | 15 | 2.06 | 15 | 3.11 | 15 | 4.49 | 13 | 6.18 | 12 | 10.70 | 11 | 15.50 | 11 | 44.50 | 14 | 344.00 | 18 |
| 1963 | 0.00 | 6 | 0.13 | 10 | 0.39 | 11 | 0.92 | 11 | 1.90 | 10 | 11.50 | 16 | 18.40 | 16 | 20.00 | 15 | 21.20 | 10 | 123.00 | 2 |
| 1964 | 0.10 | 10 | 0.10 | 9 | 0.14 | 6 | 0.16 | 4 | 0.23 | 3 | 0.39 | 1 | 0.49 | 1 | 2.00 | 2 | 10.30 | 2 | 215.00 | 11 |
| 1965 | 0.00 | 7 | 0.00 | 5 | 0.03 | 4 | 0.06 | 2 | 0.17 | 1 | 0.61 | 2 | 0.88 | 2 | 1.42 | 1 | 17.00 | 7 | 131.00 | 4 |
| 1966 | 0.10 | 8 | 0.10 | 6 | 0.29 | 9 | 0.48 | 9 | 1.82 | 8 | 10.20 | 14 | 12.50 | 13 | 16.00 | 12 | 51.20 | 16 | 177.00 | 8 |
| 1967 | 0.40 | 12 | 0.53 | 12 | 0.70 | 12 | 1.12 | 12 | 4.53 | 14 | 5.01 | 9 | 9.69 | 9 | 11.40 | 10 | 19.00 | 8 | 188.00 | 9 |
| 1968 | 0.60 | 13 | 1.03 | 13 | 1.39 | 13 | 2.08 | 13 | 3.20 | 12 | 5.84 | 11 | 10.70 | 10 | 9.41 | 7 | 14.40 | 5 | 164.00 | 7 |
| 1969 | 0.22 | 11 | 0.29 | 11 | 0.33 | 10 | 0.46 | 8 | 0.53 | 5 | 0.76 | 4 | 2.28 | 3 | 9.19 | 6 | 20.40 | 9 | 196.00 | 10 |
| 1970 | 0.10 | 9 | 0.10 | 7 | 0.19 | 7 | 0.57 | 10 | 1.13 | 6 | 5.72 | 10 | 6.28 | 8 | 9.74 | 8 | 14.20 | 4 | 137.00 | 5 |
| 1971 | 2.60 | 17 | 3.10 | 17 | 4.03 | 17 | 5.44 | 17 | 6.70 | 17 | 12.50 | 17 | 17.50 | 15 | 24.00 | 16 | 40.00 | 13 | 282.00 | 14 |
| 1972 | 2.30 | 16 | 2.73 | 16 | 3.60 | 16 | 4.07 | 16 | 5.94 | 16 | 8.54 | 13 | 10.90 | 12 | 11.10 | 9 | 26.00 | 11 | 123.00 | 3 |
| 1973 | 1.00 | 14 | 1.17 | 14 | 1.39 | 14 | 2.39 | 14 | 5.75 | 15 | 10.50 | 15 | 15.80 | 14 | 17.10 | 13 | 34.80 | 12 | 284.00 | 15 |

HIGHEST MEAN DISCHARGE, IN CFS, AND RANKING, FOR THE FOLLOWING NUMBER OF CONSECUTIVE DAYS IN YEAR ENDING SEPTEMBER 30

| YEAR | 1 | | 3 | | 7 | | 15 | | 30 | | 60 | | 90 | | 120 | | 183 | | ANNUAL | |
|---|---|---|---|---|---|---|---|---|---|---|---|---|---|---|---|---|---|---|---|---|
| 1955 | 4350.0 | 13 | 2860.0 | 15 | 2110.0 | 11 | 1520.0 | 9 | 1200.0 | 6 | 764.0 | 10 | 605.0 | 10 | 502.0 | 11 | 358.0 | 14 | 191.0 | 14 |
| 1956 | 4150.0 | 15 | 3020.0 | 13 | 2040.0 | 12 | 1700.0 | 7 | 1370.0 | 4 | 909.0 | 3 | 672.0 | 5 | 540.0 | 8 | 374.0 | 11 | 208.0 | 10 |
| 1957 | 7800.0 | 5 | 5500.0 | 5 | 3060.0 | 6 | 1600.0 | 8 | 888.0 | 13 | 817.0 | 7 | 630.0 | 8 | 564.0 | 4 | 433.0 | 6 | 225.0 | 6 |
| 1958 | 4680.0 | 10 | 3280.0 | 12 | 1810.0 | 14 | 1280.0 | 14 | 896.0 | 12 | 708.0 | 12 | 581.0 | 11 | 461.0 | 13 | 435.0 | 5 | 278.0 | 2 |
| 1959 | 13500.0 | 4 | 8410.0 | 4 | 4010.0 | 3 | 2230.0 | 4 | 1370.0 | 5 | 908.0 | 4 | 685.0 | 4 | 545.0 | 6 | 401.0 | 9 | 212.0 | 8 |
| 1960 | 13600.0 | 3 | 8780.0 | 3 | 4000.0 | 4 | 2570.0 | 2 | 1610.0 | 2 | 821.0 | 6 | 563.0 | 13 | 518.0 | 9 | 455.0 | 4 | 263.0 | 4 |
| 1961 | 13900.0 | 2 | 10200.0 | 2 | 5100.0 | 2 | 2500.0 | 3 | 1590.0 | 3 | 994.0 | 2 | 973.0 | 1 | 758.0 | 1 | 526.0 | 1 | 272.0 | 3 |
| 1962 | 7000.0 | 6 | 5430.0 | 6 | 3160.0 | 5 | 1740.0 | 6 | 1100.0 | 9 | 796.0 | 8 | 638.0 | 7 | 540.0 | 7 | 391.0 | 10 | 208.0 | 11 |
| 1963 | 4640.0 | 11 | 2890.0 | 14 | 1570.0 | 16 | 1360.0 | 12 | 969.0 | 10 | 533.0 | 15 | 374.0 | 19 | 297.0 | 19 | 206.0 | 19 | 113.0 | 19 |
| 1964 | 15100.0 | 1 | 10700.0 | 1 | 8010.0 | 1 | 4480.0 | 1 | 2330.0 | 1 | 1280.0 | 1 | 876.0 | 2 | 678.0 | 2 | 459.0 | 3 | 231.0 | 5 |
| 1965 | 2500.0 | 19 | 1740.0 | 19 | 1260.0 | 19 | 698.0 | 19 | 672.0 | 18 | 456.0 | 19 | 400.0 | 18 | 344.0 | 18 | 249.0 | 18 | 145.0 | 18 |
| 1966 | 6000.0 | 8 | 3910.0 | 9 | 2370.0 | 8 | 1270.0 | 15 | 885.0 | 14 | 621.0 | 13 | 610.0 | 9 | 552.0 | 5 | 407.0 | 7 | 215.0 | 7 |
| 1967 | 2970.0 | 18 | 2150.0 | 18 | 1440.0 | 18 | 1060.0 | 17 | 657.0 | 19 | 512.0 | 17 | 453.0 | 16 | 378.0 | 17 | 313.0 | 16 | 166.0 | 16 |
| 1968 | 3550.0 | 17 | 2630.0 | 16 | 1710.0 | 15 | 1220.0 | 16 | 824.0 | 15 | 523.0 | 16 | 528.0 | 14 | 418.0 | 14 | 363.0 | 13 | 195.0 | 12 |
| 1969 | 4280.0 | 14 | 3740.0 | 10 | 1990.0 | 13 | 1310.0 | 13 | 814.0 | 16 | 501.0 | 18 | 407.0 | 17 | 384.0 | 16 | 305.0 | 17 | 165.0 | 17 |
| 1970 | 6610.0 | 7 | 4750.0 | 7 | 2320.0 | 9 | 1470.0 | 10 | 1120.0 | 8 | 854.0 | 5 | 695.0 | 3 | 571.0 | 3 | 405.0 | 8 | 211.0 | 9 |
| 1971 | 5860.0 | 9 | 4070.0 | 8 | 2320.0 | 10 | 1390.0 | 11 | 925.0 | 11 | 580.0 | 14 | 505.0 | 15 | 415.0 | 15 | 337.0 | 15 | 188.0 | 15 |
| 1972 | 4040.0 | 16 | 3240.0 | 11 | 2660.0 | 7 | 1830.0 | 5 | 1150.0 | 7 | 782.0 | 9 | 652.0 | 6 | 514.0 | 10 | 370.0 | 12 | 192.0 | 13 |
| 1973 | 4380.0 | 12 | 2440.0 | 17 | 1520.0 | 17 | 1000.0 | 18 | 810.0 | 17 | 756.0 | 11 | 573.0 | 12 | 494.0 | 12 | 464.0 | 2 | 299.0 | 1 |

STATISTICS ON NORMAL MONTHLY MEANS(ALL DAYS)

| OCT | NOV | DEC | JAN | FEB | MARCH | APRIL | MAY | JUNE | JULY | AUG | SEPT |
|---|---|---|---|---|---|---|---|---|---|---|---|
| BY ROWS(MEAN,VARIANCE,STANDARD DEVIATION, SKEWNESS, COEFF. OF VARIATION,PERCENTAGE OF AVERAGE FLOW) | | | | | | | | | | | |
| 0.1762E+02 | 0.7504E+02 | 0.1902E+03 | 0.2692E+03 | 0.4484E+03 | 0.5602E+03 | 0.4112E+03 | 0.2941E+03 | 0.1385E+03 | 0.7149E+02 | 0.2742E+02 | 0.2428E+02 |
| 0.4618E+03 | 0.1527E+05 | 0.4731E+05 | 0.7700E+05 | 0.1234E+06 | 0.2219E+06 | 0.9684E+05 | 0.9465E+05 | 0.8911E+05 | 0.1043E+05 | 0.1437E+04 | 0.2340E+04 |
| 0.2149E+02 | 0.1236E+03 | 0.2175E+03 | 0.2775E+03 | 0.3513E+03 | 0.4710E+03 | 0.3112E+03 | 0.3077E+03 | 0.2985E+03 | 0.1021E+03 | 0.3790E+02 | 0.4837E+02 |
| 0.1558E+01 | 0.2714E+01 | 0.1874E+01 | 0.2084E+01 | 0.9995E+00 | 0.2776E+01 | 0.9986E+00 | 0.2003E+01 | 0.3987E+01 | 0.1756E+01 | 0.3493E+01 | 0.3220E+01 |
| 0.1220E+01 | 0.1647E+01 | 0.1144E+01 | 0.1031E+01 | 0.7834E+00 | 0.8408E+00 | 0.7568E+00 | 0.1046E+01 | 0.2156E+01 | 0.1428E+01 | 0.1382E+01 | 0.1992E+01 |
| 0.6969E+00 | 0.2969E+01 | 0.7523E+01 | 0.1065E+02 | 0.1774E+02 | 0.2216E+02 | 0.1627E+02 | 0.1163E+02 | 0.5478E+01 | 0.2829E+01 | 0.1085E+01 | 0.9607E+00 |

STATISTICS ON NORMAL ANNUAL MEANS(ALL DAYS)

| MEAN | VARIANCE | STANDARD DEVIATION | SKEWNESS | COEFF. OF VARIATION | SERIAL CORR |
|---|---|---|---|---|---|
| 0.2094E+03 | 0.2149E+04 | 0.4636E+02 | 0.6413E-01 | 0.2214E+00 | 0.2605E-01 |

STATISTICS ON LOG MONTHLY MEANS(ALL DAYS)

| OCT | NOV | DEC | JAN | FEB | MARCH | APRIL | MAY | JUNE | JULY | AUG | SEPT |
|---|---|---|---|---|---|---|---|---|---|---|---|
| BY ROWS(MEAN,VARIANCE,STANDARD DEVIATION, SKEWNESS, COEFF. OF VARIATION,PERCENTAGE OF AVERAGE FLOW) | | | | | | | | | | | |
| 0.8443E+00 | 0.1385E+01 | 0.1909E+01 | 0.2251E+01 | 0.2498E+01 | 0.2648E+01 | 0.2491E+01 | 0.2257E+01 | 0.1735E+01 | 0.1472E+01 | 0.1175E+01 | 0.9085E+00 |
| 0.5396E+00 | 0.5608E+00 | 0.5542E+00 | 0.1622E+00 | 0.1708E+00 | 0.8601E-01 | 0.1194E+00 | 0.2119E+00 | 0.2977E+00 | 0.3536E+00 | 0.2677E+00 | 0.4283E+00 |
| 0.7346E+00 | 0.7486E+00 | 0.7445E+00 | 0.4027E+00 | 0.4133E+00 | 0.2933E+00 | 0.3455E+00 | 0.4603E+00 | 0.5456E+00 | 0.5946E+00 | 0.5174E+00 | 0.6544E+00 |
| -0.7153E+00 | -0.3474E+00 | -0.1260E+01 | 0.2312E+00 | -0.5899E+00 | 0.3201E+00 | 0.2330E-02 | -0.7178E-01 | 0.7305E+00 | 0.3510E+00 | -0.3136E+00 | -0.5366E-02 |
| 0.8701E+00 | 0.5405E+00 | 0.3900E+00 | 0.1789E+00 | 0.1655E+00 | 0.1108E+00 | 0.1387E+00 | 0.2040E+00 | 0.3144E+00 | 0.4040E+00 | 0.4402E+00 | 0.7203E+00 |
| 0.3913E+01 | 0.6422E+01 | 0.8849E+01 | 0.1043E+02 | 0.1158E+02 | 0.1227E+02 | 0.1155E+02 | 0.1046E+02 | 0.8043E+01 | 0.6822E+01 | 0.5448E+01 | 0.4211E+01 |

STATISTICS ON LOG ANNUAL MEANS(ALL DAYS)

| MEAN | VARIANCE | STANDARD DEVIATION | SKEWNESS | COEFF. OF VARIATION | SERIAL CORR |
|---|---|---|---|---|---|
| 0.2310E+01 | 0.1031E-01 | 0.1016E+00 | -0.6677E+00 | 0.4396E-01 | -0.3258E-01 |

ANNUAL PEAKS

| | |
|---|---|
| 1955 | 4860 |
| 1956 | 6600 |
| 1957 | 8520 |
| 1958 | 6000 |
| 1959 | 19600 |
| 1960 | 16400 |
| 1961 | 14800 |
| 1962 | 7800 |
| 1963 | 5320 |
| 1964 | 15600 |
| 1965 | 3120 |
| 1966 | 6680 |
| 1967 | 3160 |
| 1968 | 4050 |
| 1969 | 4760 |
| 1970 | 8710 |
| 1971 | 7940 |
| 1972 | 4930 |
| 1973 | 6680 |

03302220 Buck Creek near New Middletown, Ind.

LOCATION.--Lat 38°07'13", long 86°05'16", in SE¼NE¼ sec.32, T.4 S., R.4 E., Harrison County, at downstream end of pier of bridge on State Highway 337, 0.5 mile (0.8 km) downstream from South Fork Buck Creek, 3.6 miles (5.8 km) southwest of New Middletown, and 14.6 miles (23.5 km) upstream from mouth.

DRAINAGE AREA.--65.2 mi² (168.9 km²), of which 28.1 mi² (72.8 km²) does not contribute directly to surface runoff.

DURATION TABLE OF DAILY DISCHARGE FOR YEAR ENDING SEPTEMBER 30

| CLASS | 0 | 1 | 2 | 3 | 4 | 5 | 6 | 7 | 8 | 9 | 10 | 11 | 12 | 13 | 14 | 15 | 16 | 17 | 18 | 19 | 20 | 21 | 22 | 23 | 24 | 25 | 26 | 27 | 28 | 29 | 30 | 31 | 32 | 33 | 34 | |
|---|---|---|---|---|---|---|---|---|---|---|---|---|---|---|---|---|---|---|---|---|---|---|---|---|---|---|---|---|---|---|---|---|---|---|---|---|
| YEAR | NUMBER OF DAYS IN CLASS | | | | | | | | | | | | | | | | | | | | | | | | | | | | | | | | | | | CFS_DAYS |
| 1970 | | | | 1 | 4 | 17 | 18 | 16 | 24 | 23 | 11 | 18 | 24 | 19 | 19 | 17 | 21 | 26 | 19 | 21 | 11 | 19 | 9 | 11 | 2 | 4 | 1 | 5 | | 3 | 1 | | | 1 | | 29673.6 |
| 1971 | | | | | | | 4 | 11 | 18 | 11 | 9 | 10 | 19 | 35 | 29 | 34 | 22 | 32 | 25 | 19 | 21 | 19 | 9 | 13 | 10 | 5 | 4 | 3 | 1 | 1 | | | 1 | | | 31981.5 |
| 1972 | | 4 | 8 | 7 | 3 | 12 | 20 | 28 | 25 | 19 | 10 | 15 | 15 | 8 | 17 | 16 | 18 | 28 | 24 | 21 | 15 | 11 | 4 | 11 | 6 | 3 | 3 | 6 | 1 | 3 | 3 | 1 | 1 | | | 32248.4 |
| 1973 | | | | | | | 3 | 28 | 13 | 11 | 11 | 9 | 13 | 8 | 13 | 24 | 13 | 22 | 35 | 32 | 25 | 38 | 23 | 24 | 7 | 8 | 3 | 2 | | | | | | | | 33545.6 |

| CLASS | CFS | TOTAL | ACCUM | PERCT | CLASS | CFS | TOTAL | ACCUM | PERCT | CLASS | CFS | TOTAL | ACCUM | PERCT | CLASS | CFS | TOTAL | ACCUM | PERCT |
|---|---|---|---|---|---|---|---|---|---|---|---|---|---|---|---|---|---|---|---|
| 0 | 0.00 | 0 | 1461 | 100.0 | 9 | 6.40 | 64 | 1197 | 81.9 | 18 | 59.0 | 103 | 548 | 37.5 | 27 | 530 | 16 | 33 | 2.2 |
| 1 | 0.90 | 4 | 1461 | 100.0 | 10 | 8.20 | 41 | 1133 | 77.5 | 19 | 75.0 | 93 | 445 | 30.5 | 28 | 680 | 2 | 17 | 1.1 |
| 2 | 1.20 | 8 | 1457 | 99.7 | 11 | 10.00 | 52 | 1092 | 74.7 | 20 | 96.0 | 72 | 352 | 24.1 | 29 | 870 | 3 | 15 | 1.0 |
| 3 | 1.50 | 8 | 1449 | 99.2 | 12 | 13.00 | 71 | 1040 | 71.2 | 21 | 120.0 | 87 | 280 | 19.2 | 30 | 1100 | 7 | 12 | .8 |
| 4 | 1.90 | 7 | 1441 | 98.6 | 13 | 17.00 | 70 | 969 | 66.3 | 22 | 160.0 | 45 | 193 | 13.2 | 31 | 1400 | 2 | 5 | .3 |
| 5 | 2.40 | 29 | 1434 | 98.2 | 14 | 22.00 | 78 | 899 | 61.5 | 23 | 200.0 | 59 | 148 | 10.1 | 32 | 1800 | 1 | 3 | .2 |
| 6 | 3.10 | 45 | 1405 | 96.2 | 15 | 28.00 | 91 | 821 | 56.2 | 24 | 260.0 | 25 | 89 | 6.1 | 33 | 2300 | 1 | 2 | .1 |
| 7 | 3.90 | 83 | 1360 | 93.1 | 16 | 36.00 | 74 | 730 | 50.0 | 25 | 330.0 | 20 | 64 | 4.4 | 34 | 3000 | 1 | 1 | .0 |
| 8 | 5.00 | 80 | 1277 | 87.4 | 17 | 46.00 | 108 | 656 | 44.9 | 26 | 420.0 | 11 | 44 | 3.0 | | | | | |

LOWEST MEAN DISCHARGE, IN CFS, AND RANKING, FOR THE FOLLOWING NUMBER OF CONSECUTIVE DAYS IN YEAR ENDING MARCH 31

| YEAR | 1 | | 3 | | 7 | | 14 | | 30 | | 60 | | 90 | | 120 | | 183 | | ANNUAL | |
|---|---|---|---|---|---|---|---|---|---|---|---|---|---|---|---|---|---|---|---|---|
| 1971 | 2.40 | 2 | 2.53 | 2 | 2.70 | 2 | 3.03 | 2 | 6.02 | 3 | 14.50 | 3 | 13.40 | 3 | 20.10 | 3 | 34.00 | 3 | 116.00 | 3 |
| 1972 | 2.60 | 3 | 3.03 | 3 | 3.60 | 3 | 3.90 | 3 | 5.36 | 2 | 7.23 | 2 | 9.75 | 2 | 10.10 | 2 | 23.20 | 2 | 67.60 | 1 |
| 1973 | 0.90 | 1 | 1.10 | 1 | 1.29 | 1 | 1.42 | 1 | 3.03 | 1 | 6.38 | 1 | 6.65 | 1 | 8.71 | 1 | 19.80 | 1 | 95.50 | 2 |

HIGHEST MEAN DISCHARGE, IN CFS, AND RANKING, FOR THE FOLLOWING NUMBER OF CONSECUTIVE DAYS IN YEAR ENDING SEPTEMBER 30

| YEAR | 1 | | 3 | | 7 | | 15 | | 30 | | 60 | | 90 | | 120 | | 183 | | ANNUAL | |
|---|---|---|---|---|---|---|---|---|---|---|---|---|---|---|---|---|---|---|---|---|
| 1970 | 3000.0 | 1 | 1550.0 | 1 | 812.0 | 2 | 459.0 | 2 | 412.0 | 2 | 283.0 | 2 | 232.0 | 2 | 194.0 | 2 | 148.0 | 2 | 81.3 | 4 |
| 1971 | 2980.0 | 2 | 1280.0 | 2 | 723.0 | 3 | 456.0 | 3 | 306.0 | 3 | 209.0 | 3 | 199.0 | 3 | 169.0 | 3 | 137.0 | 4 | 87.6 | 3 |
| 1972 | 1970.0 | 3 | 1280.0 | 3 | 1030.0 | 1 | 661.0 | 1 | 416.0 | 1 | 338.0 | 1 | 275.0 | 1 | 218.0 | 1 | 167.0 | 1 | 88.1 | 2 |
| 1973 | 640.0 | 4 | 458.0 | 4 | 350.0 | 4 | 246.0 | 4 | 215.0 | 4 | 198.0 | 4 | 174.0 | 4 | 150.0 | 4 | 141.0 | 3 | 91.9 | 1 |

STATISTICS ON NORMAL MONTHLY MEANS(ALL DAYS)

| OCT | NOV | DEC | JAN | FEB | MARCH | APRIL | MAY | JUNE | JULY | AUG | SEPT |
|---|---|---|---|---|---|---|---|---|---|---|---|
| BY ROWS(MEAN,VARIANCE,STANDARD DEVIATION, SKEWNESS, COEFF. OF VARIATION,PERCENTAGE OF AVERAGE FLOW) | | | | | | | | | | | |
| 0.2399E+02 | 0.4360E+02 | 0.9736E+02 | 0.7963E+02 | 0.1526E+03 | 0.1730E+03 | 0.2605E+03 | 0.1117E+03 | 0.5059E+02 | 0.3537E+02 | 0.1314E+02 | 0.1199E+02 |
| 0.1028E+04 | 0.2065E+04 | 0.4291E+04 | 0.5483E+03 | 0.1048E+05 | 0.2984E+04 | 0.2764E+05 | 0.2930E+03 | 0.1203E+04 | 0.8374E+03 | 0.3767E+02 | 0.2302E+02 |
| 0.3207E+02 | 0.4544E+02 | 0.655CE+02 | 0.2342E+02 | 0.1024E+03 | 0.5463E+02 | 0.1663E+03 | 0.1712E+02 | 0.3468E+02 | 0.2894E+02 | 0.6137E+01 | 0.4798E+01 |
| 0.1915E+01 | 0.1314E+01 | 0.3893E-01 | -0.1147E+01 | 0.1811E+01 | 0.1187E+01 | -0.7324E+00 | -0.1169E+01 | -0.2116E+00 | 0.3590E-01 | 0.9062E+00 | -0.1321E+01 |
| 0.1337E+01 | 0.1042E+01 | 0.6728E+00 | 0.2941E+00 | 0.6708E+00 | 0.3158E+00 | 0.6383E+00 | 0.1533E+00 | 0.6856E+00 | 0.8182E+00 | 0.4672E+00 | 0.4000E+00 |
| 0.2277E+01 | 0.4139E+01 | 0.5243E+01 | 0.7559E+01 | 0.1449E+02 | 0.1642E+02 | 0.2473E+02 | 0.1060E+02 | 0.4802E+01 | 0.3357E+01 | 0.1247E+01 | 0.1139E+01 |

STATISTICS ON NORMAL ANNUAL MEANS(ALL DAYS)

| MEAN | VARIANCE | STANDARD DEVIATION | SKEWNESS | COEFF. OF VARIATION | SERIAL CORR |
|---|---|---|---|---|---|
| 0.8723E+02 | 0.1933E+02 | 0.4397E+01 | -0.8352E+00 | 0.5040E-01 | 0.6386E+00 |

STATISTICS ON LOG MONTHLY MEANS(ALL DAYS)

| OCT | NOV | DEC | JAN | FEB | MARCH | APRIL | MAY | JUNE | JULY | AUG | SEPT |
|---|---|---|---|---|---|---|---|---|---|---|---|
| BY ROWS(MEAN,VARIANCE,STANDARD DEVIATION, SKEWNESS, COEFF. OF VARIATION,PERCENTAGE OF AVERAGE FLOW) | | | | | | | | | | | |
| 0.1098E+01 | 0.1430E+01 | 0.1895E+01 | 0.1884E+01 | 0.2122E+01 | 0.2223E+01 | 0.2296E+01 | 0.2044E+01 | 0.1592E+01 | 0.1398E+01 | 0.1083E+01 | 0.1043E+01 |
| 0.3144E+00 | 0.2657E+00 | 0.1197E+00 | 0.2152E-01 | 0.64`7E-01 | 0.1716E-01 | 0.1893E+00 | 0.4963E-02 | 0.1581E+00 | 0.1948E+00 | 0.4196E-01 | 0.4912E-01 |
| 0.56C7E+00 | 0.5155E+00 | 0.3459E+00 | 0.1467E+00 | 0.2533E+00 | 0.1310E+00 | 0.4350E+00 | 0.7045E-01 | 0.3976E+00 | 0.4414E+00 | 0.2048E+00 | 0.2216E+00 |
| 0.8843E+00 | 0.158CE+00 | -0.3147E+00 | -0.1501E+01 | 0.1385E+01 | 0.7312E+00 | -0.1545E+01 | -0.1315E+01 | -0.8866E+00 | 0.2192E-02 | 0.2939E-01 | -0.1691E+01 |
| 0.5105E+00 | 0.3606E+00 | 0.1825E+00 | 0.7785E-01 | 0.1194E+00 | 0.5893E-01 | 0.1895E+00 | 0.3447E-01 | 0.2498E+00 | 0.3157E+00 | 0.1892E+00 | 0.2125E+00 |
| 0.5462E+01 | 0.7110E+01 | 0.9425E+01 | 0.9371E+01 | 0.1056E+02 | 0.1105E+02 | 0.1142E+02 | 0.1016E+02 | 0.7915E+01 | 0.6954E+01 | 0.5385E+01 | 0.5186E+01 |

STATISTICS ON LOG ANNUAL MEANS(ALL DAYS)

| MEAN | VARIANCE | STANDARD DEVIATION | SKEWNESS | COEFF. OF VARIATION | SERIAL CORR |
|---|---|---|---|---|---|
| 0.1940E+01 | 0.4907E-03 | 0.2215E-01 | -0.9256E+00 | 0.1142E-01 | 0.6386E+00 |

ANNUAL PEAKS

| | |
|---|---|
| 1970 | 12700 |
| 1971 | 8240 |
| 1972 | 6230 |
| 1973 | 2340 |

## 03302300 Little Indian Creek near Galena, Ind.

LOCATION.--Lat 38°19'19", long 85°55'53", in NE¼SW¼ sec.23, T.2 S., R.5 E., Floyd County, on right bank at downstream side of county road bridge, 2 miles (3 km) south of Galena, 3.6 miles (5.8 km) upstream from mouth, and 7.0 miles (11.3 km) northwest of New Albany.

DRAINAGE AREA.--16.1 mi² (41.7 km²).

### DURATION TABLE OF DAILY DISCHARGE FOR YEAR ENDING SEPTEMBER 30

| CLASS | 0 | 1 | 2 | 3 | 4 | 5 | 6 | 7 | 8 | 9 | 10 | 11 | 12 | 13 | 14 | 15 | 16 | 17 | 18 | 19 | 20 | 21 | 22 | 23 | 24 | 25 | 26 | 27 | 28 | 29 | 30 | 31 | 32 | 33 | 34 |
|---|---|---|---|---|---|---|---|---|---|---|---|---|---|---|---|---|---|---|---|---|---|---|---|---|---|---|---|---|---|---|---|---|---|---|---|
| YEAR | NUMBER OF DAYS IN CLASS | | | | | | | | | | | | | | | | | | | | | | | | | | | | | | | | | | CFS_DAYS |
| 1969 | | 12 | 3 | 12 | 10 | 7 | 6 | 24 | 9 | 7 | 8 | 7 | 13 | 6 | 8 | 9 | 17 | 15 | 21 | 31 | 31 | 27 | 23 | 19 | 12 | 11 | 2 | 2 | 5 | 3 | 2 | 2 | 1 | | | 5995.8 |
| 1970 | | 24 | | | 2 | | | 2 | 5 | 6 | 7 | 15 | 12 | 16 | 20 | 24 | 17 | 31 | 25 | 20 | 19 | 25 | 18 | 26 | 18 | 11 | 5 | 2 | 5 | 2 | 3 | 2 | 2 | 1 | | 7920.4 |
| 1971 | | | | | | 2 | 1 | 12 | 8 | 7 | 7 | 13 | 14 | 15 | 11 | 20 | 12 | 21 | 34 | 35 | 30 | 29 | 22 | 22 | 15 | 9 | 7 | 6 | 7 | 1 | 4 | | | 1 | | 7364.9 |
| 1972 | | | | 3 | 2 | | | 24 | 23 | 18 | 26 | 30 | 16 | 18 | 7 | 3 | 9 | 20 | 25 | 17 | 22 | 17 | 23 | 15 | 7 | 10 | 9 | 2 | 5 | 3 | 5 | 3 | 2 | 2 | | 8866.5 |
| 1973 | | | | 3 | | | | 10 | 20 | 6 | 4 | 13 | 7 | 9 | 4 | 10 | 8 | 18 | 18 | 9 | 27 | 25 | 36 | 34 | 40 | 30 | 10 | 8 | 6 | 2 | 4 | | 3 | 1 | | 10899.5 |

| CLASS | CFS | TOTAL | ACCUM | PERCT | CLASS | CFS | TOTAL | ACCUM | PERCT | CLASS | CFS | TOTAL | ACCUM | PERCT | CLASS | CFS | TOTAL | ACCUM | PERCT |
|---|---|---|---|---|---|---|---|---|---|---|---|---|---|---|---|---|---|---|---|
| 0 | 0.00 | 36 | 1826 | 100.0 | 9 | 0.40 | 52 | 1558 | 85.3 | 18 | 6.2 | 112 | 895 | 49.0 | 27 | 110 | 28 | 77 | 4.2 |
| 1 | 0.02 | 3 | 1790 | 98.0 | 10 | 0.50 | 78 | 1506 | 82.5 | 19 | 8.6 | 129 | 783 | 42.9 | 28 | 150 | 11 | 49 | 2.6 |
| 2 | 0.03 | 12 | 1787 | 97.9 | 11 | 0.70 | 62 | 1428 | 78.2 | 20 | 12.0 | 123 | 654 | 35.8 | 29 | 210 | 18 | 38 | 2.0 |
| 3 | 0.05 | 18 | 1775 | 97.2 | 12 | 0.90 | 64 | 1366 | 74.8 | 21 | 16.0 | 122 | 531 | 29.1 | 30 | 290 | 7 | 20 | 1.0 |
| 4 | 0.07 | 11 | 1757 | 96.2 | 13 | 1.30 | 50 | 1302 | 71.3 | 22 | 22.0 | 116 | 409 | 22.4 | 31 | 400 | 8 | 13 | .7 |
| 5 | 0.09 | 7 | 1746 | 95.6 | 14 | 1.70 | 66 | 1252 | 68.6 | 23 | 31.0 | 92 | 293 | 16.0 | 32 | 550 | 3 | 5 | .2 |
| 6 | 0.10 | 72 | 1739 | 95.2 | 15 | 2.40 | 63 | 1186 | 65.0 | 24 | 42.0 | 71 | 201 | 11.0 | 33 | 750 | 2 | 2 | .1 |
| 7 | 0.20 | 65 | 1667 | 91.3 | 16 | 3.30 | 105 | 1123 | 61.5 | 25 | 58.0 | 33 | 130 | 7.1 | 34 | | | | |
| 8 | 0.30 | 44 | 1602 | 87.7 | 17 | 4.50 | 123 | 1018 | 55.8 | 26 | 80.0 | 20 | 97 | 5.3 | | | | | |

### LOWEST MEAN DISCHARGE, IN CFS, AND RANKING, FOR THE FOLLOWING NUMBER OF CONSECUTIVE DAYS IN YEAR ENDING MARCH 31

| YEAR | 1 | | 3 | | 7 | | 14 | | 30 | | 60 | | 90 | | 120 | | 183 | | ANNUAL | |
|---|---|---|---|---|---|---|---|---|---|---|---|---|---|---|---|---|---|---|---|---|
| 1970 | 0.00 | 1 | 0.00 | 1 | 0.00 | 1 | 0.00 | 1 | 0.03 | 1 | 0.14 | 1 | 0.32 | 1 | 0.78 | 2 | 1.85 | 2 | 14.40 | 2 |
| 1971 | 0.42 | 4 | 0.44 | 4 | 0.66 | 4 | 0.76 | 4 | 1.82 | 4 | 3.92 | 4 | 5.95 | 4 | 5.48 | 4 | 7.79 | 4 | 29.70 | 3 |
| 1972 | 0.08 | 3 | 0.08 | 3 | 0.12 | 3 | 0.20 | 2 | 0.34 | 2 | 0.40 | 2 | 0.63 | 2 | 0.67 | 1 | 1.43 | 1 | 14.30 | 1 |
| 1973 | 0.05 | 2 | 0.06 | 2 | 0.08 | 2 | 0.23 | 3 | 0.39 | 3 | 1.30 | 3 | 1.93 | 3 | 3.25 | 3 | 5.02 | 3 | 31.10 | 4 |

### HIGHEST MEAN DISCHARGE, IN CFS, AND RANKING, FOR THE FOLLOWING NUMBER OF CONSECUTIVE DAYS IN YEAR ENDING SEPTEMBER 30

| YEAR | 1 | | 3 | | 7 | | 15 | | 30 | | 60 | | 90 | | 120 | | 183 | | ANNUAL | |
|---|---|---|---|---|---|---|---|---|---|---|---|---|---|---|---|---|---|---|---|---|
| 1969 | 487.0 | 5 | 366.0 | 4 | 191.0 | 4 | 127.0 | 4 | 78.7 | 4 | 47.1 | 5 | 39.9 | 5 | 36.7 | 5 | 30.2 | 5 | 16.4 | 5 |
| 1970 | 750.0 | 2 | 380.0 | 3 | 279.0 | 2 | 149.0 | 2 | 120.0 | 2 | 88.2 | 2 | 67.6 | 2 | 55.3 | 2 | 39.1 | 3 | 21.7 | 3 |
| 1971 | 1110.0 | 1 | 452.0 | 2 | 253.0 | 3 | 147.0 | 3 | 90.8 | 3 | 59.5 | 4 | 52.2 | 4 | 43.6 | 4 | 35.9 | 4 | 20.2 | 4 |
| 1972 | 735.0 | 3 | 524.0 | 1 | 317.0 | 1 | 208.0 | 1 | 139.0 | 1 | 95.8 | 1 | 82.2 | 1 | 64.9 | 1 | 46.0 | 1 | 24.2 | 2 |
| 1973 | 610.0 | 4 | 353.0 | 5 | 167.0 | 5 | 94.1 | 5 | 72.7 | 5 | 68.7 | 3 | 53.4 | 3 | 47.0 | 3 | 45.3 | 2 | 29.9 | 1 |

### STATISTICS ON NORMAL MONTHLY MEANS(ALL DAYS)

| OCT | NOV | DEC | JAN | FEB | MARCH | APRIL | MAY | JUNE | JULY | AUG | SEPT |
|---|---|---|---|---|---|---|---|---|---|---|---|
| BY ROWS(MEAN,VARIANCE,STANDARD DEVIATION, SKEWNESS, COEFF. OF VARIATION,PERCENTAGE OF AVERAGE FLOW) | | | | | | | | | | | |
| 0.2889E+01 | 0.8389E+01 | 0.2202E+02 | 0.2884E+02 | 0.4161E+02 | 0.4308E+02 | 0.7036E+02 | 0.2630E+02 | 0.9072E+01 | 0.1194E+02 | 0.5746E+01 | 0.1168E+01 |
| 0.3007E+02 | 0.1194E+03 | 0.4732E+03 | 0.4802E+03 | 0.8989E+03 | 0.4070E+03 | 0.2083E+04 | 0.1771E+03 | 0.5492E+02 | 0.4078E+03 | 0.2228E+02 | 0.1054E+01 |
| 0.5483E+01 | 0.1093E+02 | 0.2175E+02 | 0.2191E+02 | 0.2998E+02 | 0.2017E+02 | 0.4564E+02 | 0.1331E+02 | 0.7410E+01 | 0.2019E+02 | 0.4720E+01 | 0.1027E+01 |
| 0.2158E+01 | 0.1475E+01 | 0.1620E+01 | 0.1255E+01 | 0.1626E+01 | -0.4688E+00 | -0.1611E+00 | 0.1527E+01 | -0.1644E+00 | 0.2235E+01 | 0.1015E+01 | 0.7394E+00 |
| 0.1898E+01 | 0.1303E+01 | 0.9880E+00 | 0.7599E+00 | 0.7205E+00 | 0.4683E+00 | 0.6487E+00 | 0.5061E+00 | 0.8169E+00 | 0.1691E+01 | 0.8215E+00 | 0.8792E+00 |
| 0.1064E+01 | 0.3091E+01 | 0.6112E+01 | 0.1063E+02 | 0.1533E+02 | 0.1587E+02 | 0.2593E+02 | 0.9689E+01 | 0.3342E+01 | 0.4400E+01 | 0.2117E+01 | 0.4303E+00 |

### STATISTICS ON NORMAL ANNUAL MEANS(ALL DAYS)

| MEAN | VARIANCE | STANDARD DEVIATION | SKEWNESS | COEFF. OF VARIATION | SERIAL CORR |
|---|---|---|---|---|---|
| 0.2248E+02 | 0.2502E+02 | 0.5002E+01 | 0.5779E+00 | 0.2225E+00 | 0.6375E+00 |

LITTLE INDIAN CREEK NEAR GALENA, IND.(Continued)

STATISTICS ON LOG MONTHLY MEANS(ALL DAYS)

| OCT | NOV | DEC | JAN | FEB | MARCH | APRIL | MAY | JUNE | JULY | AUG | SEPT |
|---|---|---|---|---|---|---|---|---|---|---|---|
| BY ROWS(MEAN,VARIANCE,STANDARD DEVIATION, SKEWNESS, COEFF. OF VARIATION,PERCENTAGE OF AVERAGE FLOW) | | | | | | | | | | | |
| -0.2881E+00 | 0.5321E+00 | 0.1179E+01 | 0.1353E+01 | 0.1543E+01 | 0.1585E+01 | 0.1733E+01 | 0.1382E+01 | 0.7219E+00 | 0.7055E+00 | 0.6331E+00 | -0.1212E+00 |
| 0.8742E+00 | 0.4941E+00 | 0.1770E+00 | 0.1245E+00 | 0.7501E-01 | 0.5977E-01 | 0.1589E+00 | 0.3813E-01 | 0.3696E+00 | 0.3002E+00 | 0.1418E+00 | 0.2448E+00 |
| 0.9350E+00 | 0.7029E+00 | 0.4207E+00 | 0.3528E+00 | 0.2739E+00 | 0.2445E+00 | 0.3986E+00 | 0.1953E+00 | 0.6079E+00 | 0.5479E+00 | 0.3766E+00 | 0.4947E+00 |
| 0.7816E+00 | 0.1952E+00 | 0.4692E+00 | -0.1886E+00 | 0.1103E+01 | -0.8282E+00 | -0.1129E+01 | 0.1151E+01 | -0.9373E+00 | 0.2193E+01 | 0.2399E+00 | -0.2936E+00 |
| -0.3246E+01 | 0.1321E+01 | 0.3568E+00 | 0.2607E+00 | 0.1775E+00 | 0.1542E+00 | 0.2300E+00 | 0.1413E+00 | 0.8421E+00 | 0.7767E+00 | 0.5949E+00 | -0.4080E+01 |
| -0.2629E+01 | 0.4855E+01 | 0.1076E+02 | 0.1235E+02 | 0.1408E+02 | 0.1447E+02 | 0.1581E+02 | 0.1261E+02 | 0.6587E+01 | 0.6437E+01 | 0.5777E+01 | -0.1106E+01 |

STATISTICS ON LOG ANNUAL MEANS(ALL DAYS)

| MEAN | VARIANCE | STANDARD DEVIATION | SKEWNESS | COEFF. OF VARIATION | SERIAL CORR |
|---|---|---|---|---|---|
| 0.1343E+01 | 0.9224E-02 | 0.9604E-01 | 0.1046E+00 | 0.7150E-01 | 0.5798E+00 |

ANNUAL PEAKS

| | |
|---|---|
| 1969 | 958 |
| 1970 | 3090 |
| 1971 | 3130 |
| 1972 | 2400 |
| 1973 | 5500 |

03302500 Indian Creek near Corydon, Ind.

LOCATION.--Lat 38°16'35", long 86°06'35", in SW¼SE¼ sec.6, T.3 S., R.4 E., Harrison County, on upstream side of bridge on State Highway 335, 0.6 mile (1.0 km) upstream from Raccoon Branch, and 4.5 miles (7.2 km) north of Corydon.

DRAINAGE AREA.--129 mi² (334 km²), of which 10.6 mi² (27.4 km²) does not contribute directly to surface runoff.

DURATION TABLE OF DAILY DISCHARGE FOR YEAR ENDING SEPTEMBER 30

| CLASS | 0 | 1 | 2 | 3 | 4 | 5 | 6 | 7 | 8 | 9 | 10 | 11 | 12 | 13 | 14 | 15 | 16 | 17 | 18 | 19 | 20 | 21 | 22 | 23 | 24 | 25 | 26 | 27 | 28 | 29 | 30 | 31 | 32 | 33 | 34 | |
|---|---|---|---|---|---|---|---|---|---|---|---|---|---|---|---|---|---|---|---|---|---|---|---|---|---|---|---|---|---|---|---|---|---|---|---|---|
| YEAR | NUMBER OF DAYS IN CLASS | | | | | | | | | | | | | | | | | | | | | | | | | | | | | | | | | | | CFS_DAYS |
| 1944 | 16 | | | | | 27 | 12 | 21 | 11 | 17 | 12 | 43 | 16 | 23 | 12 | 12 | 19 | 14 | 14 | 15 | 9 | 13 | 18 | 12 | 12 | 8 | 4 | 4 | 1 | 1 | | | | | | 25608.8 |
| 1945 | | | | | | | | 1 | 3 | 9 | 5 | 10 | 8 | 16 | 33 | 28 | 25 | 22 | 6 | 14 | 22 | 25 | 29 | 26 | 22 | 24 | 12 | 13 | 3 | 3 | 3 | 2 | 1 | | | 86515.2 |
| 1946 | | | | | | | | | | 2 | 1 | 19 | 10 | 8 | 11 | 9 | 11 | 37 | 28 | 18 | 45 | 49 | 27 | 31 | 17 | 19 | 10 | 6 | 2 | 4 | 1 | | | | | 58419.0 |
| 1947 | | | | | | | | | | 14 | 7 | 9 | 14 | 26 | 11 | 17 | 20 | 33 | 23 | 33 | 25 | 25 | 21 | 18 | 22 | 17 | 10 | 10 | 6 | 3 | 1 | | | | | 61999.5 |
| 1948 | | | | | | 1 | | 12 | 13 | 36 | 30 | 19 | 8 | 15 | 20 | 10 | 14 | 37 | 20 | 17 | 19 | 11 | 20 | 13 | 16 | 14 | 9 | 3 | 3 | 3 | 1 | | 2 | | | 56029.7 |
| 1949 | | | | | | | 3 | 13 | | 2 | 2 | 12 | 5 | 8 | 9 | 8 | 13 | 28 | 21 | 15 | 22 | 40 | 45 | 29 | 26 | 21 | 13 | 8 | 4 | 8 | 9 | 1 | | | | 103602.1 |
| 1950 | | | | | | | | | | | | | | 3 | 4 | 10 | 50 | 34 | 30 | 18 | 20 | 21 | 37 | 37 | 25 | 20 | 16 | 17 | 5 | 7 | 4 | 7 | | | | 125776.2 |
| 1951 | 31 | | | | | 2 | 6 | 4 | 4 | 5 | 7 | 9 | 5 | 7 | 17 | 32 | 16 | 12 | 14 | 13 | 15 | 16 | 26 | 31 | 21 | 30 | 15 | 14 | 4 | 3 | 3 | 3 | | | | 88301.4 |
| 1952 | 10 | | | | | | 2 | 3 | 7 | 10 | 12 | 21 | 25 | 11 | 10 | 18 | 13 | 19 | 23 | 9 | 13 | 26 | 32 | 34 | 22 | 12 | 13 | 6 | 6 | 2 | | 1 | | | | 74415.9 |
| 1953 | 23 | | | | | 6 | 3 | 3 | 3 | 6 | 7 | 14 | 19 | 24 | 24 | 18 | 9 | 14 | 13 | 16 | 27 | 30 | 43 | 28 | 11 | 8 | 7 | 4 | 1 | 4 | | | | | | 42207.8 |
| 1954 | 58 | | | | | 14 | 14 | 12 | 8 | 18 | 46 | 13 | 5 | 10 | 11 | 15 | 18 | 11 | 16 | 33 | 26 | 18 | 11 | 4 | 2 | | 1 | | | | 1 | | | | | 11850.0 |
| 1955 | | | | | | | | 1 | 4 | 13 | 4 | 7 | 20 | 11 | 26 | 31 | 15 | 14 | 18 | 27 | 25 | 37 | 35 | 30 | 13 | 14 | 5 | 6 | 2 | 7 | | | | | | 54055.9 |
| 1956 | | | | | | | | | | 4 | 6 | 5 | 14 | 10 | 9 | 21 | 51 | 33 | 34 | 15 | 31 | 34 | 24 | 23 | 16 | 9 | 11 | 6 | 4 | 2 | 1 | 3 | | | | 62033.7 |
| 1957 | | | | | | | | 12 | 3 | 20 | 31 | 21 | 14 | 12 | 7 | 12 | 21 | 22 | 19 | 12 | 21 | 29 | 34 | 33 | 14 | 3 | 13 | 6 | | 2 | 3 | 1 | | | | 52683.5 |
| 1958 | | | | | | | | | 15 | 1 | | 1 | 12 | 5 | 1 | 8 | 18 | 28 | 17 | 24 | 24 | 38 | 44 | 57 | 29 | 15 | 11 | 6 | 2 | 5 | 3 | 1 | | | | 77493.5 |
| 1959 | | | | | | | 1 | 6 | 7 | 10 | 9 | 12 | 22 | 21 | 8 | 8 | 17 | 31 | 19 | 33 | 34 | 28 | 29 | 26 | 12 | 19 | 5 | 2 | 2 | 2 | | 1 | | | 1 | 56461.3 |
| 1960 | 5 | | | | | | | 11 | 7 | 2 | 10 | 3 | 3 | 4 | 15 | 15 | 27 | 31 | 44 | 18 | 24 | 39 | 22 | 25 | 25 | 18 | 6 | 6 | 2 | 3 | | | 1 | | | 54938.4 |
| 1961 | | | | | | | | 14 | 3 | 9 | 9 | 20 | 3 | 16 | 31 | 27 | 37 | 24 | 18 | 18 | 21 | 14 | 18 | 21 | 19 | 10 | 12 | 11 | 5 | 1 | 2 | 1 | | 1 | | 67401.3 |
| 1962 | | | | | | | | | 11 | 14 | 24 | 28 | 22 | 19 | 7 | 13 | 23 | 19 | 26 | 15 | 18 | 38 | 31 | 22 | 13 | 13 | 3 | 1 | 1 | 2 | 2 | | | | | 57506.3 |
| 1963 | | | | | | | | | 3 | 5 | 1 | 2 | 1 | 1 | 29 | 23 | 44 | 57 | 47 | 53 | 30 | 17 | 8 | 9 | 11 | 9 | 5 | 6 | 1 | 1 | 1 | 1 | | | | 37829.6 |
| 1964 | | | | | | 19 | 5 | 29 | 12 | 16 | 19 | 31 | 15 | 12 | 17 | 21 | 21 | 22 | 20 | 17 | 20 | 20 | 17 | 12 | 5 | 4 | 5 | 1 | 2 | | | | 1 | 3 | | 58404.5 |
| 1965 | 3 | | | | | 12 | 10 | 12 | 4 | 14 | 5 | 9 | 17 | 39 | 17 | 14 | 9 | 22 | 8 | 10 | 22 | 23 | 39 | 30 | 17 | 15 | 9 | 2 | 1 | 2 | | | | | | 41092.6 |
| 1966 | | | | | | | | | | | 3 | 18 | 5 | 29 | 13 | 11 | 19 | 63 | 31 | 23 | 24 | 22 | 40 | 26 | 8 | 8 | 6 | 4 | 6 | 4 | | 2 | | | | 57947.8 |
| 1967 | | | | | | | | | | | | 1 | 7 | 20 | 33 | 32 | 26 | 22 | 26 | 34 | 40 | 30 | 27 | 21 | 19 | 11 | 9 | 5 | 1 | 1 | | | | | | 40366.4 |
| 1968 | | | | | | | | | 1 | 5 | 1 | 10 | 7 | 15 | 20 | 17 | 15 | 13 | 36 | 42 | 29 | 27 | 24 | 30 | 21 | 17 | 17 | 6 | 7 | 2 | 2 | 1 | 1 | | | | 51125.6 |
| 1969 | | | | | 1 | | 2 | 6 | 10 | 25 | 6 | 2 | 9 | 12 | 17 | 15 | 11 | 9 | 18 | 19 | 36 | 48 | 36 | 20 | 20 | 15 | 14 | 4 | 2 | 5 | 2 | | 1 | | | | 46286.5 |
| 1970 | | | | | | | | | 2 | 15 | 17 | 8 | 2 | 9 | 7 | 9 | 18 | 26 | 24 | 41 | 22 | 19 | 33 | 35 | 25 | 15 | 18 | 4 | 5 | 4 | 4 | 1 | 1 | 1 | | | 64699.9 |
| 1971 | | | | | | | | | | | | | | | | 22 | 26 | 19 | 23 | 38 | 38 | 47 | 41 | 31 | 32 | 14 | 11 | 12 | 3 | 5 | 2 | | | 1 | | | 57531.2 |
| 1972 | 24 | 1 | | 5 | | 3 | | 4 | 2 | 2 | 2 | 1 | 9 | 12 | 7 | 31 | 34 | 25 | 17 | 21 | 28 | 33 | 35 | 18 | 11 | 12 | 12 | 4 | 5 | 3 | 4 | 1 | | | | 64731.5 |
| 1973 | 21 | | 3 | 5 | | 3 | 3 | 3 | 6 | 5 | 4 | 4 | 7 | 3 | 7 | 7 | 12 | 22 | 27 | 22 | 24 | 29 | 32 | 23 | 25 | 32 | 16 | 8 | 8 | 2 | 1 | | | | 1 | 85713.0 |

| CLASS | CFS | TOTAL | ACCUM | PERCT | CLASS | CFS | TOTAL | ACCUM | PERCT | CLASS | CFS | TOTAL | ACCUM | PERCT | CLASS | CFS | TOTAL | ACCUM | PERCT |
|---|---|---|---|---|---|---|---|---|---|---|---|---|---|---|---|---|---|---|---|
| 0 | 0.00 | 191 | 10958 | 100.0 | 9 | 0.70 | 255 | 10264 | 93.7 | 18 | 23.0 | 712 | 6238 | 56.9 | 27 | 780 | 178 | 446 | 4.0 |
| 1 | 0.03 | 1 | 10767 | 98.3 | 10 | 1.00 | 266 | 10009 | 91.3 | 19 | 34.0 | 679 | 5526 | 50.4 | 28 | 1200 | 93 | 268 | 2.4 |
| 2 | 0.04 | 3 | 10766 | 98.2 | 11 | 1.50 | 346 | 9743 | 88.9 | 20 | 50.0 | 767 | 4847 | 44.2 | 29 | 1700 | 88 | 175 | 1.5 |
| 3 | 0.06 | 11 | 10763 | 98.2 | 12 | 2.20 | 328 | 9397 | 85.8 | 21 | 74.0 | 819 | 4080 | 37.2 | 30 | 2500 | 44 | 87 | .7 |
| 4 | 0.09 | 0 | 10752 | 98.1 | 13 | 3.20 | 412 | 9069 | 82.8 | 22 | 110.0 | 867 | 3261 | 29.8 | 31 | 3700 | 29 | 43 | .3 |
| 5 | 0.10 | 89 | 10752 | 98.1 | 14 | 4.80 | 464 | 8657 | 79.0 | 23 | 160.0 | 746 | 2394 | 21.8 | 32 | 5500 | 8 | 14 | .1 |
| 6 | 0.20 | 65 | 10663 | 97.3 | 15 | 7.00 | 515 | 8193 | 74.8 | 24 | 240.0 | 503 | 1648 | 15.0 | 33 | 8200 | 4 | 6 | .0 |
| 7 | 0.30 | 174 | 10598 | 96.7 | 16 | 10.00 | 639 | 7678 | 70.1 | 25 | 350.0 | 425 | 1145 | 10.4 | 34 | 12000 | 2 | 2 | .0 |
| 8 | 0.50 | 160 | 10424 | 95.1 | 17 | 15.00 | 801 | 7039 | 64.2 | 26 | 530.0 | 274 | 720 | 6.6 | | | | | |

LOWEST MEAN DISCHARGE, IN CFS, AND RANKING, FOR THE FOLLOWING NUMBER OF CONSECUTIVE DAYS IN YEAR ENDING MARCH 31

| YEAR | 1 | | 3 | | 7 | | 14 | | 30 | | 60 | | 90 | | 120 | | 183 | | ANNUAL | |
|---|---|---|---|---|---|---|---|---|---|---|---|---|---|---|---|---|---|---|---|---|
| 1945 | 0.00 | 1 | 0.07 | 8 | 0.10 | 8 | 0.40 | 11 | 0.58 | 11 | 7.32 | 20 | 12.80 | 20 | 22.80 | 22 | 22.10 | 17 | 197.00 | 19 |
| 1946 | 0.40 | 16 | 0.53 | 16 | 0.69 | 17 | 0.88 | 20 | 1.30 | 20 | 12.30 | 24 | 20.70 | 25 | 28.10 | 23 | 43.70 | 21 | 204.00 | 20 |
| 1947 | 0.70 | 19 | 0.77 | 20 | 0.84 | 21 | 0.87 | 19 | 1.21 | 17 | 2.06 | 12 | 4.42 | 13 | 28.50 | 24 | 42.50 | 20 | 116.00 | 9 |
| 1948 | 0.80 | 22 | 0.80 | 21 | 0.80 | 19 | 0.80 | 17 | 0.96 | 15 | 2.86 | 14 | 4.52 | 14 | 6.45 | 10 | 20.20 | 14 | 182.00 | 18 |
| 1949 | 0.10 | 10 | 0.20 | 11 | 0.27 | 11 | 0.31 | 8 | 0.39 | 7 | 5.86 | 19 | 7.06 | 18 | 16.00 | 20 | 17.00 | 12 | 278.00 | 27 |
| 1950 | 0.70 | 20 | 0.87 | 23 | 1.50 | 23 | .78 | 26 | 11.70 | 28 | 15.00 | 26 | 19.40 | 24 | 53.30 | 28 | 94.80 | 27 | 305.00 | 28 |
| 1951 | 4.30 | 27 | 4.87 | 27 | 5.87 | 28 | 6.92 | 28 | 8.94 | 27 | 21.30 | 27 | 34.80 | 28 | 32.80 | 25 | 111.00 | 28 | 318.00 | 29 |
| 1952 | 0.00 | 2 | 0.00 | 1 | 0.00 | 1 | 0.10 | 5 | 0.19 | 4 | 0.82 | 5 | 3.06 | 8 | 4.83 | 8 | 11.50 | 6 | 223.00 | 23 |
| 1953 | 0.00 | 3 | 0.00 | 2 | 0.00 | 2 | 0.31 | 9 | 0.79 | 14 | 1.52 | 8 | 2.01 | 5 | 2.70 | 4 | 15.90 | 9 | 94.60 | 4 |
| 1954 | 0.00 | 4 | 0.00 | 3 | 0.00 | 3 | 0.01 | 3 | 0.05 | 2 | 0.06 | 1 | 0.12 | 1 | 0.44 | 1 | 6.64 | 1 | 55.10 | 1 |
| 1955 | 0.00 | 5 | 0.00 | 4 | 0.00 | 4 | 0.00 | 1 | 0.20 | 5 | 2.86 | 15 | 4.34 | 12 | 8.51 | 12 | 25.40 | 18 | 130.00 | 11 |
| 1956 | 0.40 | 17 | 0.53 | 17 | 0.63 | 16 | 0.69 | 16 | 1.17 | 16 | 7.60 | 21 | 28.40 | 26 | 37.90 | 26 | 47.60 | 23 | 178.00 | 17 |
| 1957 | 0.80 | 23 | 0.80 | 22 | 0.84 | 20 | 1.01 | 21 | 1.25 | 19 | 1.53 | 9 | 3.86 | 11 | 4.57 | 6 | 8.79 | 4 | 79.10 | 2 |
| 1958 | 0.30 | 13 | 0.30 | 12 | 0.36 | 12 | 0.40 | 12 | 0.77 | 13 | 0.84 | 6 | 2.86 | 6 | 10.60 | 14 | 123.00 | 29 | 231.00 | 24 |
| 1959 | 7.90 | 29 | 8.13 | 29 | 9.36 | 29 | 12.50 | 29 | 14.90 | 29 | 32.80 | 29 | 34.30 | 27 | 61.00 | 29 | 88.00 | 26 | 206.00 | 21 |
| 1960 | 0.00 | 6 | 0.00 | 5 | 0.07 | 7 | 0.24 | 7 | 0.53 | 10 | 2.46 | 13 | 2.87 | 7 | 3.81 | 5 | 16.80 | 11 | 108.00 | 6 |
| 1961 | 0.40 | 14 | 0.40 | 13 | 0.40 | 13 | 0.40 | 13 | 0.43 | 8 | 1.35 | 7 | 3.14 | 9 | 4.68 | 7 | 7.74 | 2 | 139.00 | 15 |
| 1962 | 1.40 | 25 | 1.40 | 25 | 1.59 | 24 | 1.70 | 23 | 2.17 | 21 | 3.47 | 16 | 4.66 | 15 | 13.30 | 15 | 45.30 | 22 | 251.00 | 26 |
| 1963 | 0.70 | 21 | 0.70 | 18 | 0.77 | 18 | 0.86 | 18 | 1.24 | 18 | 4.34 | 17 | 9.64 | 19 | 13.40 | 16 | 17.20 | 13 | 102.00 | 5 |
| 1964 | 0.10 | 11 | 0.10 | 9 | 0.16 | 9 | 0.21 | 6 | 0.27 | 6 | 0.65 | 3 | 0.97 | 2 | 2.36 | 3 | 10.70 | 5 | 160.00 | 16 |
| 1965 | 0.00 | 7 | 0.00 | 6 | 0.06 | 6 | 0.08 | 4 | 0.16 | 3 | 0.42 | 2 | 1.31 | 3 | 1.71 | 2 | 7.91 | 3 | 92.10 | 3 |

LOWEST MEAN DISCHARGE, IN CFS, AND RANKING, FOR THE FOLLOWING NUMBER OF CONSECUTIVE DAYS IN YEAR ENDING MARCH 31

| YEAR | 1 | 3 | 7 | 14 | 30 | 60 | 90 | 120 | 183 | ANNUAL |
|---|---|---|---|---|---|---|---|---|---|---|
| 1966 | 0.30 12 | 0.40 14 | 0.54 15 | 0.62 15 | 2.52 22 | 4.72 18 | 6.81 17 | 9.98 13 | 56.40 25 | 133.00 13 |
| 1967 | 1.40 26 | 1.53 26 | 1.66 25 | 1.70 24 | 6.04 24 | 8.27 22 | 13.60 22 | 13.50 18 | 21.10 15 | 135.00 14 |
| 1968 | 1.20 24 | 1.30 24 | 2.01 26 | 3.46 25 | 5.11 23 | 9.03 23 | 13.30 21 | 13.40 17 | 16.60 10 | 127.00 10 |
| 1969 | 0.06 9 | 0.12 10 | 0.26 10 | 0.36 10 | 0.45 9 | 0.75 4 | 1.46 4 | 5.66 9 | 13.50 7 | 132.00 12 |
| 1970 | 0.40 15 | 0.47 15 | 0.49 14 | 0.51 14 | 0.70 12 | 1.55 10 | 3.81 10 | 7.95 11 | 15.90 8 | 116.00 7 |
| 1971 | 0.69 18 | 0.77 19 | 0.85 22 | 1.20 22 | 8.84 26 | 32.00 28 | 46.60 29 | 43.60 27 | 56.10 24 | 231.00 25 |
| 1972 | 5.00 28 | 5.03 28 | 5.16 27 | 5.39 27 | 6.81 25 | 13.80 25 | 17.00 23 | 17.00 21 | 22.10 16 | 116.00 8 |
| 1973 | 0.00 8 | 0.00 7 | 0.00 5 | 0.00 2 | 0.04 1 | 1.66 11 | 5.54 16 | 13.90 19 | 28.50 19 | 209.00 22 |

HIGHEST MEAN DISCHARGE, IN CFS, AND RANKING, FOR THE FOLLOWING NUMBER OF CONSECUTIVE DAYS IN YEAR ENDING SEPTEMBER 30

| YEAR | 1 | 3 | 7 | 15 | 30 | 60 | 90 | 120 | 183 | ANNUAL |
|---|---|---|---|---|---|---|---|---|---|---|
| 1944 | 2160.0 29 | 1290.0 28 | 786.0 28 | 515.0 28 | 432.0 27 | 319.0 26 | 236.0 29 | 182.0 29 | 128.0 29 | 70.0 29 |
| 1945 | 6900.0 8 | 3610.0 8 | 2730.0 3 | 2020.0 3 | 1350.0 2 | 954.0 2 | 716.0 2 | 616.0 2 | 452.0 3 | 237.0 4 |
| 1946 | 3410.0 24 | 2250.0 20 | 1180.0 24 | 893.0 23 | 566.0 24 | 438.0 21 | 367.0 19 | 317.0 20 | 268.0 21 | 160.0 14 |
| 1947 | 3440.0 23 | 1630.0 27 | 1050.0 25 | 782.0 25 | 562.0 25 | 452.0 20 | 361.0 21 | 309.0 21 | 297.0 14 | 170.0 11 |
| 1948 | 7960.0 6 | 5260.0 4 | 2660.0 4 | 1420.0 6 | 1100.0 4 | 748.0 4 | 559.0 8 | 429.0 10 | 294.0 15 | 153.0 19 |
| 1949 | 4070.0 18 | 2320.0 19 | 1910.0 11 | 1250.0 10 | 932.0 10 | 679.0 7 | 640.0 3 | 557.0 3 | 441.0 4 | 284.0 2 |
| 1950 | 5300.0 12 | 3830.0 7 | 2380.0 7 | 2030.0 2 | 1320.0 3 | 1120.0 1 | 855.0 1 | 776.0 1 | 627.0 1 | 345.0 1 |
| 1951 | 4840.0 14 | 2750.0 15 | 1550.0 15 | 1190.0 12 | 699.0 17 | 611.0 11 | 610.0 6 | 556.0 4 | 470.0 2 | 242.0 3 |
| 1952 | 6400.0 9 | 3060.0 11 | 1520.0 18 | 1100.0 15 | 726.0 16 | 569.0 13 | 497.0 11 | 510.0 5 | 379.0 5 | 203.0 7 |
| 1953 | 2470.0 27 | 1840.0 25 | 934.0 27 | 544.0 26 | 365.0 29 | 317.0 27 | 268.0 25 | 244.0 26 | 218.0 25 | 116.0 25 |
| 1954 | 2590.0 25 | 987.0 30 | 437.0 30 | 205.0 30 | 103.0 30 | 77.7 30 | 70.5 30 | 63.3 30 | 45.5 30 | 32.5 30 |
| 1955 | 2470.0 26 | 1930.0 24 | 1300.0 23 | 978.0 19 | 805.0 12 | 535.0 15 | 426.0 15 | 365.0 16 | 269.0 20 | 148.0 21 |
| 1956 | 4440.0 15 | 2180.0 22 | 1660.0 13 | 1320.0 8 | 1040.0 5 | 719.0 5 | 511.0 10 | 418.0 11 | 293.0 16 | 169.0 12 |
| 1957 | 3750.0 21 | 2410.0 18 | 1540.0 16 | 810.0 24 | 579.0 23 | 403.0 22 | 366.0 20 | 325.0 19 | 278.0 19 | 144.0 22 |
| 1958 | 4020.0 19 | 2470.0 17 | 1440.0 19 | 969.0 20 | 672.0 18 | 553.0 14 | 447.0 14 | 359.0 17 | 336.0 9 | 212.0 6 |
| 1959 | 12100.0 2 | 6350.0 2 | 3000.0 2 | 1650.0 4 | 985.0 8 | 645.0 9 | 490.0 12 | 387.0 14 | 291.0 17 | 155.0 18 |
| 1960 | 6300.0 10 | 2990.0 13 | 1390.0 20 | 1000.0 18 | 662.0 19 | 344.0 25 | 246.0 28 | 246.0 25 | 234.0 23 | 150.0 20 |
| 1961 | 8910.0 4 | 5230.0 5 | 2640.0 5 | 1340.0 7 | 987.0 6 | 641.0 10 | 632.0 4 | 498.0 6 | 359.0 6 | 185.0 8 |
| 1962 | 4380.0 16 | 3970.0 6 | 2250.0 8 | 1240.0 11 | 803.0 13 | 571.0 12 | 482.0 13 | 415.0 12 | 302.0 12 | 158.0 17 |
| 1963 | 3750.0 22 | 2040.0 23 | 1310.0 22 | 1150.0 13 | 817.0 11 | 455.0 18 | 321.0 23 | 255.0 24 | 181.0 27 | 104.0 28 |
| 1964 | 11500.0 3 | 7300.0 1 | 5940.0 1 | 3070.0 1 | 1630.0 1 | 889.0 3 | 614.0 5 | 469.0 7 | 316.0 11 | 160.0 13 |
| 1965 | 2390.0 28 | 1830.0 26 | 946.0 26 | 496.0 29 | 445.0 26 | 317.0 28 | 268.0 26 | 241.0 27 | 177.0 28 | 113.0 26 |
| 1966 | 5320.0 11 | 2480.0 16 | 1540.0 17 | 925.0 22 | 636.0 20 | 454.0 19 | 419.0 16 | 399.0 13 | 297.0 13 | 159.0 15 |
| 1967 | 2030.0 30 | 1240.0 29 | 707.0 29 | 525.0 27 | 366.0 28 | 277.0 29 | 259.0 27 | 229.0 28 | 200.0 26 | 111.0 27 |
| 1968 | 4000.0 20 | 2200.0 21 | 1390.0 21 | 956.0 21 | 596.0 22 | 355.0 24 | 335.0 22 | 284.0 23 | 257.0 22 | 140.0 23 |
| 1969 | 4330.0 17 | 2770.0 14 | 1590.0 14 | 1020.0 17 | 635.0 21 | 389.0 23 | 296.0 24 | 285.0 22 | 232.0 24 | 127.0 24 |
| 1970 | 8010.0 5 | 3420.0 9 | 1970.0 10 | 1100.0 16 | 945.0 9 | 716.0 6 | 552.0 9 | 453.0 9 | 321.0 10 | 177.0 9 |
| 1971 | 6900.0 7 | 3010.0 12 | 1760.0 12 | 1120.0 14 | 734.0 15 | 481.0 17 | 411.0 17 | 338.0 18 | 278.0 18 | 158.0 16 |
| 1972 | 5230.0 13 | 3320.0 10 | 2160.0 9 | 1450.0 5 | 986.0 7 | 662.0 8 | 576.0 7 | 458.0 8 | 338.0 8 | 177.0 10 |
| 1973 | 13900.0 1 | 5470.0 3 | 2520.0 6 | 1310.0 9 | 741.0 14 | 525.0 16 | 384.0 18 | 365.0 15 | 346.0 7 | 235.0 5 |

STATISTICS ON NORMAL MONTHLY MEANS(ALL DAYS)

| OCT | NOV | DEC | JAN | FEB | MARCH | APRIL | MAY | JUNE | JULY | AUG | SEPT |
|---|---|---|---|---|---|---|---|---|---|---|---|
| BY ROWS(MEAN,VARIANCE,STANDARD DEVIATION, SKEWNESS, COEFF. OF VARIATION,PERCENTAGE OF AVERAGE FLOW) | | | | | | | | | | | |
| 0.1392E+02 | 0.7026E+02 | 0.1604E+03 | 0.2845E+03 | 0.3416E+03 | 0.4140E+03 | 0.3121E+03 | 0.1802E+03 | 0.1067E+03 | 0.6182E+02 | 0.3724E+02 | 0.2454E+02 |
| 0.3408E+03 | 0.1013E+05 | 0.2831E+05 | 0.8619E+05 | 0.7184E+05 | 0.9926E+05 | 0.5644E+05 | 0.2352E+05 | 0.1819E+05 | 0.1466E+05 | 0.3659E+04 | 0.2572E+04 |
| 0.1846E+02 | 0.1007E+03 | 0.1683E+03 | 0.2936E+03 | 0.2680E+03 | 0.3151E+03 | 0.2376E+03 | 0.1534E+03 | 0.1349E+03 | 0.1211E+03 | 0.6049E+02 | 0.5072E+02 |
| 0.1734E+01 | 0.2036E+01 | 0.1457E+01 | 0.1723E+01 | 0.1012E+01 | 0.1986E+01 | 0.1058E+01 | 0.1548E+01 | 0.1697E+01 | 0.4205E+01 | 0.2902E+01 | 0.4071E+01 |
| 0.1326E+01 | 0.1433E+01 | 0.1049E+01 | 0.1032E+01 | 0.7846E+00 | 0.7611E+00 | 0.7611E+00 | 0.8510E+00 | 0.1264E+01 | 0.1959E+01 | 0.1624E+01 | 0.2067E+01 |
| 0.6934E+00 | 0.3500E+01 | 0.7589E+01 | 0.1417E+02 | 0.1702E+02 | 0.2062E+02 | 0.1555E+02 | 0.8978E+01 | 0.5317E+01 | 0.3080E+01 | 0.1856E+01 | 0.1223E+01 |

STATISTICS ON NORMAL ANNUAL MEANS(ALL DAYS)

| MEAN | VARIANCE | STANDARD DEVIATION | SKEWNESS | COEFF. OF VARIATION | SERIAL CORR |
|---|---|---|---|---|---|
| 0.1664E+03 | 0.3749E+04 | 0.6123E+02 | 0.7130E+00 | 0.3680E+00 | 0.3822E+00 |

STATISTICS ON LOG MONTHLY MEANS(ALL DAYS)

BY ROWS(MEAN,VARIANCE,STANDARD DEVIATION, SKEWNESS, COEFF. OF VARIATION,PERCENTAGE OF AVERAGE FLOW)

| OCT | NOV | DEC | JAN | FEB | MARCH | APRIL | MAY | JUNE | JULY | AUG | SEPT |
|---|---|---|---|---|---|---|---|---|---|---|---|
| 0.6423E+00 | 0.1336E+01 | 0.1832E+01 | 0.2224E+01 | 0.2367E+01 | 0.2503E+01 | 0.2370E+01 | 0.2101E+01 | 0.1687E+01 | 0.1365E+01 | 0.1165E+01 | 0.8573E+00 |
| 0.6407E+00 | 0.6204E+00 | 0.5735E+00 | 0.2463E+00 | 0.1917E+00 | 0.1136E+00 | 0.1158E+00 | 0.1519E+00 | 0.3390E+00 | 0.4293E+00 | 0.4361E+00 | 0.5591E+00 |
| 0.8004E+00 | 0.7876E+00 | 0.7573E+00 | 0.4962E+00 | 0.4378E+00 | 0.3370E+00 | 0.3403E+00 | 0.3898E+00 | 0.5822E+00 | 0.6552E+00 | 0.6604E+00 | 0.7477E+00 |
| -0.4125E+00 | -0.3257E+00 | -0.1101E+01 | -0.4639E+00 | -0.7526E+00 | -0.4748E+00 | 0.1097E+00 | -0.1256E+00 | 0.4916E-01 | -0.5867E+00 | -0.5208E+00 | -0.4004E+00 |
| 0.1246E+01 | 0.5896E+00 | 0.4135E+00 | 0.2232E+00 | 0.1850E+00 | 0.1346E+00 | 0.1436E+00 | 0.1855E+00 | 0.3452E+00 | 0.4801E+00 | 0.5668E+00 | 0.8722E+00 |
| 0.3141E+01 | 0.6533E+01 | 0.8957E+01 | 0.1087E+02 | 0.1157E+02 | 0.1224E+02 | 0.1159E+02 | 0.1027E+02 | 0.8248E+01 | 0.6674E+01 | 0.5698E+01 | 0.4193E+01 |

STATISTICS ON LOG ANNUAL MEANS(ALL DAYS)

| MEAN | VARIANCE | STANDARD DEVIATION | SKEWNESS | COEFF. OF VARIATION | SERIAL CORR |
|---|---|---|---|---|---|
| 0.2188E+01 | 0.3520E-01 | 0.1876E+00 | -0.1547E+01 | 0.8575E-01 | 0.2205E+00 |

ANNUAL PEAKS

| | |
|---|---|
| 1944 | 4860 |
| 1945 | 11000 |
| 1946 | 5910 |
| 1947 | 5160 |
| 1948 | 11100 |
| 1949 | 7180 |
| 1950 | 7900 |
| 1951 | 6820 |
| 1952 | 10400 |
| 1953 | 5400 |
| 1954 | 4800 |
| 1955 | 3900 |
| 1956 | 7180 |
| 1957 | 7300 |
| 1958 | 6590 |
| 1959 | 23800 |
| 1960 | 10500 |
| 1961 | 10800 |
| 1962 | 7980 |
| 1963 | 5940 |
| 1964 | 26700 |
| 1965 | 6720 |
| 1966 | 7360 |
| 1967 | 2840 |
| 1968 | 6800 |
| 1969 | 5720 |
| 1970 | 11900 |
| 1971 | 10600 |
| 1972 | 7000 |
| 1973 | 24400 |

## 03302680 West Fork Blue River at Salem, Ind.

LOCATION.--Lat 38°36'19", long 86°05'40", in SW¼SE¼ sec.17, T.2 N., R.4 E., Washington County, on left bank just downstream from bridge on State Highway 160, 0.35 mile (0.56 km) east of County Court House in Salem, 6.0 miles (9.6 km) upstream from Hoggatt Branch, and 6.8 miles (10.9 km) from mouth.

DRAINAGE AREA.--19.0 $mi^2$ (49.2 $km^2$).

DURATION TABLE OF DAILY DISCHARGE FOR YEAR ENDING SEPTEMBER 30

| CLASS | 0 | 1 | 2 | 3 | 4 | 5 | 6 | 7 | 8 | 9 | 10 | 11 | 12 | 13 | 14 | 15 | 16 | 17 | 18 | 19 | 20 | 21 | 22 | 23 | 24 | 25 | 26 | 27 | 28 | 29 | 30 | 31 | 32 | 33 | 34 | CFS_DAYS |
|---|---|---|---|---|---|---|---|---|---|---|---|---|---|---|---|---|---|---|---|---|---|---|---|---|---|---|---|---|---|---|---|---|---|---|---|---|
| YEAR | NUMBER OF DAYS IN CLASS | | | | | | | | | | | | | | | | | | | | | | | | | | | | | | | | | | | |
| 1971 | | | | | | 1 | 15 | 18 | 24 | 5 | 9 | 12 | 29 | 30 | 29 | 22 | 25 | 25 | 18 | 19 | 19 | 20 | 15 | 8 | 6 | 4 | 8 | 1 | 2 | | 1 | | | | | 4996.8 |
| 1972 | | | | 1 | 1 | 1 | 19 | 8 | 31 | 18 | 29 | 28 | 20 | 11 | 22 | 21 | 17 | 19 | 9 | 24 | 22 | 16 | 15 | 6 | 5 | 8 | 4 | 2 | 3 | 2 | 2 | 1 | 1 | | | 7258.8 |
| 1973 | | | | | | | 2 | 9 | 33 | 6 | 6 | 4 | 8 | 9 | 17 | 16 | 17 | 12 | 21 | 21 | 25 | 34 | 28 | 30 | 26 | 16 | 11 | 5 | 3 | 3 | 1 | 2 | | | | 11361.6 |

| CLASS | CFS | TOTAL | ACCUM | PERCT | CLASS | CFS | TOTAL | ACCUM | PERCT | CLASS | CFS | TOTAL | ACCUM | PERCT | CLASS | CFS | TOTAL | ACCUM | PERCT |
|---|---|---|---|---|---|---|---|---|---|---|---|---|---|---|---|---|---|---|---|
| 0 | 0.00 | 0 | 1096 | 100.0 | 9 | 0.50 | 29 | 933 | 85.1 | 18 | 7.5 | 48 | 467 | 42.6 | 27 | 130 | 8 | 29 | 2.6 |
| 1 | 0.02 | 0 | 1096 | 100.0 | 10 | 0.60 | 44 | 904 | 82.5 | 19 | 10.0 | 64 | 419 | 38.2 | 28 | 170 | 8 | 21 | 1.9 |
| 2 | 0.03 | 0 | 1096 | 100.0 | 11 | 0.80 | 44 | 860 | 78.5 | 20 | 14.0 | 66 | 355 | 32.4 | 29 | 230 | 5 | 13 | 1.1 |
| 3 | 0.05 | 1 | 1096 | 100.0 | 12 | 1.20 | 57 | 816 | 74.5 | 21 | 19.0 | 70 | 289 | 26.4 | 30 | 320 | 3 | 8 | .7 |
| 4 | 0.07 | 1 | 1095 | 99.9 | 13 | 1.60 | 50 | 759 | 69.3 | 22 | 26.0 | 58 | 219 | 20.0 | 31 | 440 | 4 | 5 | .4 |
| 5 | 0.09 | 2 | 1094 | 99.8 | 14 | 2.20 | 68 | 709 | 64.7 | 23 | 36.0 | 44 | 161 | 14.7 | 32 | 600 | 1 | 1 | .0 |
| 6 | 0.10 | 36 | 1092 | 99.6 | 15 | 3.00 | 59 | 641 | 58.5 | 24 | 49.0 | 37 | 117 | 10.7 | 33 | | | | |
| 7 | 0.20 | 35 | 1056 | 96.4 | 16 | 4.00 | 59 | 582 | 53.1 | 25 | 67.0 | 28 | 80 | 7.3 | 34 | | | | |
| 8 | 0.30 | 88 | 1021 | 93.2 | 17 | 5.50 | 56 | 523 | 47.7 | 26 | 92.0 | 23 | 52 | 4.7 | | | | | |

LOWEST MEAN DISCHARGE, IN CFS, AND RANKING, FOR THE FOLLOWING NUMBER OF CONSECUTIVE DAYS IN YEAR ENDING MARCH 31

| YEAR | 1 | | 3 | | 7 | | 14 | | 30 | | 60 | | 90 | | 120 | | 183 | | ANNUAL | |
|---|---|---|---|---|---|---|---|---|---|---|---|---|---|---|---|---|---|---|---|---|
| 1972 | 0.08 | 2 | 0.09 | 1 | 0.10 | 1 | 0.12 | 1 | 0.29 | 1 | 0.58 | 1 | 0.73 | 1 | 0.81 | 1 | 2.21 | 1 | 9.40 | 1 |
| 1973 | 0.05 | 1 | 0.11 | 2 | 0.17 | 2 | 0.31 | 2 | 0.58 | 2 | 1.08 | 2 | 1.36 | 2 | 1.32 | 2 | 3.06 | 2 | 32.40 | 2 |

HIGHEST MEAN DISCHARGE, IN CFS, AND RANKING, FOR THE FOLLOWING NUMBER OF CONSECUTIVE DAYS IN YEAR ENDING SEPTEMBER 30

| YEAR | 1 | | 3 | | 7 | | 15 | | 30 | | 60 | | 90 | | 120 | | 183 | | ANNUAL | |
|---|---|---|---|---|---|---|---|---|---|---|---|---|---|---|---|---|---|---|---|---|
| 1971 | 522.0 | 2 | 241.0 | 3 | 175.0 | 2 | 112.0 | 3 | 76.5 | 3 | 48.6 | 3 | 41.4 | 3 | 34.0 | 3 | 24.5 | 3 | 13.7 | 3 |
| 1972 | 963.0 | 1 | 654.0 | 1 | 407.0 | 1 | 256.0 | 1 | 137.0 | 1 | 90.7 | 1 | 69.0 | 1 | 53.9 | 2 | 37.8 | 2 | 19.8 | 2 |
| 1973 | 481.0 | 3 | 265.0 | 2 | 174.0 | 3 | 129.0 | 2 | 91.8 | 2 | 77.8 | 2 | 62.2 | 2 | 54.8 | 1 | 50.7 | 1 | 31.1 | 1 |

STATISTICS CN NORMAL MONTHLY MEANS(ALL DAYS)

BY ROWS(MEAN,VARIANCE,STANDARD DEVIATION, SKEWNESS, COEFF. OF VARIATION,PERCENTAGE OF AVERAGE FLOW)

| CCT | NOV | DEC | JAN | FEB | MARCH | APRIL | MAY | JUNE | JULY | AUG | SEPT |
|---|---|---|---|---|---|---|---|---|---|---|---|
| 0.1340E+01 | 0.1010E+02 | 0.2997E+02 | 0.2067E+02 | 0.4414E+02 | 0.4840E+02 | 0.7146E+02 | 0.1052E+02 | 0.5821E+01 | 0.1380E+02 | 0.2467E+01 | 0.2142E+01 |
| 0.3254E+00 | 0.1547E+03 | 0.1138E+04 | 0.8118E+02 | 0.8956E+03 | 0.9661E+03 | 0.4158E+04 | 0.2186E+02 | 0.5482E+02 | 0.2837E+03 | 0.1159E+01 | 0.6552E+01 |
| 0.5705E+00 | 0.1244E+02 | 0.3373E+02 | 0.9010E+01 | 0.2993E+02 | 0.3108E+02 | 0.6449E+02 | 0.4675E+01 | 0.7404E+01 | 0.1684E+02 | 0.1077E+01 | 0.2560E+01 |
| 0.1038E+01 | 0.1469E+01 | 0.1612E+01 | 0.2015E+00 | 0.1706E+01 | 0.9833E+00 | 0.6667E-01 | 0.1702E+01 | 0.1677E+01 | 0.1523E+01 | 0.1298E+01 | 0.1655E+01 |
| 0.4257E+00 | 0.1231E+01 | 0.1125E+01 | 0.4359E+00 | 0.6779E+00 | 0.6422E+00 | 0.9025E+00 | 0.4443E+00 | 0.1272E+01 | 0.1220E+01 | 0.4364E+00 | 0.1195E+01 |
| 0.5137E+00 | 0.3873E+01 | 0.1149E+02 | 0.7925E+01 | 0.1692E+02 | 0.1856E+02 | 0.2739E+02 | 0.4034E+01 | 0.2232E+01 | 0.5291E+01 | 0.9458E+00 | 0.8211E+00 |

STATISTICS ON NORMAL ANNUAL MEANS(ALL DAYS)

| MEAN | VARIANCE | STANDARD DEVIATION | SKEWNESS | COEFF. OF VARIATION | SERIAL CORR |
|---|---|---|---|---|---|
| 0.2155E+02 | 0.7823E+02 | 0.8845E+01 | 0.8408E+00 | 0.4104E+00 | 0.1000E+01 |

STATISTICS ON LOG MONTHLY MEANS(ALL DAYS)

| OCT | NOV | DEC | JAN | FEB | MARCH | APRIL | MAY | JUNE | JULY | AUG | SEPT |
|---|---|---|---|---|---|---|---|---|---|---|---|
| BY ROWS(MEAN,VARIANCE,STANDARD DEVIATION, SKEWNESS, COEFF. OF VARIATION,PERCENTAGE OF AVERAGE FLOW) | | | | | | | | | | | |
| 0.1013E+00 | 0.6612E+00 | 0.1272E+01 | 0.1286E+01 | 0.1584E+01 | 0.1621E+01 | 0.1618E+01 | 0.9961E+00 | 0.4894E+00 | 0.8399E+00 | 0.3658E+00 | 0.9744E-01 |
| 0.3334E-01 | 0.5756E+00 | 0.2715E+00 | 0.4051E-01 | 0.7346E-01 | 0.8502E-01 | 0.4381E+00 | 0.3195E-01 | 0.3677E+00 | 0.4631E+00 | 0.3344E-01 | 0.3079E+00 |
| 0.1826E+00 | 0.7587E+00 | 0.5210E+00 | 0.2013E+00 | 0.2710E+00 | 0.2916E+00 | 0.6619E+00 | 0.1787E+00 | 0.6064E+00 | 0.6805E+00 | 0.1829E+00 | 0.5549E+00 |
| 0.5365E+00 | -0.3951E+00 | 0.8357E+00 | -0.4700E+00 | 0.1649E+01 | 0.9718E-01 | -0.1374E+01 | 0.1670E+01 | 0.1042E+01 | -0.2786E-01 | 0.9239E+00 | 0.1003E+01 |
| 0.1803E+01 | 0.1147E+01 | 0.4095E+00 | 0.1566E+00 | 0.1711E+00 | 0.1798E+00 | 0.4089E+00 | 0.1794E+00 | 0.1239E+01 | 0.8102E+00 | 0.4998E+00 | 0.5694E+01 |
| 0.9262E+00 | 0.6048E+01 | 0.1164E+02 | 0.1176E+02 | 0.1449E+02 | 0.1483E+02 | 0.1480E+02 | 0.9111E+01 | 0.4476E+01 | 0.7682E+01 | 0.3346E+01 | 0.8913E+00 |

STATISTICS ON LOG ANNUAL MEANS(ALL DAYS)

| MEAN | VARIANCE | STANDARD DEVIATION | SKEWNESS | COEFF. OF VARIATION | SERIAL CORR |
|---|---|---|---|---|---|
| 0.1309E+01 | 0.3192E-01 | 0.1787E+00 | 0.2908E+00 | 0.1365E+00 | 0.1000E+01 |

ANNUAL PEAKS

| | |
|---|---|
| 1972 | 1600 |
| 1973 | 1530 |

## 03302800 Blue River at Fredericksburg, Ind.

LOCATION.--Lat 38°26'02", long 86°11'31", in NE¼NW¼ sec.16, T.1 S., R.3 E., Washington County, attached to downstream side of bridge on U.S. Highway 150 at Fredericksburg and 0.5 mile (0.8 km) downstream from South Fork Blue River.

DRAINAGE AREA.--283 mi² (733 km²), of which 76.9 mi² (199.2 km²) does not contribute directly to surface runoff.

DURATION TABLE OF DAILY DISCHARGE FOR YEAR ENDING SEPTEMBER 30

| CLASS | 0 | 1 | 2 | 3 | 4 | 5 | 6 | 7 | 8 | 9 | 10 | 11 | 12 | 13 | 14 | 15 | 16 | 17 | 18 | 19 | 20 | 21 | 22 | 23 | 24 | 25 | 26 | 27 | 28 | 29 | 30 | 31 | 32 | 33 | 34 | CFS_DAYS |
|---|---|---|---|---|---|---|---|---|---|---|---|---|---|---|---|---|---|---|---|---|---|---|---|---|---|---|---|---|---|---|---|---|---|---|---|---|
| YEAR | NUMBER OF DAYS IN CLASS | | | | | | | | | | | | | | | | | | | | | | | | | | | | | | | | | | | |
| 1969 | | 3 | 10 | 30 | 11 | 18 | 13 | 17 | 9 | 9 | 11 | 13 | 24 | 24 | 21 | 18 | 23 | 23 | 19 | 8 | 10 | 13 | 9 | 9 | 4 | 1 | 7 | 1 | 1 | 1 | 2 | 2 | | 1 | | 97367.0 |
| 1970 | | | 10 | 26 | 12 | 15 | 17 | 21 | 9 | 19 | 13 | 9 | 23 | 15 | 11 | 17 | 23 | 20 | 18 | 20 | 8 | 18 | 9 | 12 | 4 | 5 | 1 | | 3 | 2 | 2 | 1 | 1 | 1 | | 104091.6 |
| 1971 | | 1 | 3 | 6 | 7 | 15 | 9 | 11 | 10 | 17 | 32 | 22 | 33 | 19 | 16 | 22 | 26 | 21 | 13 | 14 | 21 | 8 | 10 | 4 | 10 | 4 | 4 | 3 | 1 | 1 | 1 | | | 1 | | 93044.5 |
| 1972 | | 3 | 7 | 6 | 9 | 35 | 20 | 17 | 24 | 24 | 16 | 13 | 16 | 12 | 12 | 12 | 22 | 21 | 15 | 15 | 16 | 10 | 10 | 5 | 7 | 3 | 4 | 1 | 3 | 4 | 2 | 1 | | 1 | | 101636.2 |

| CLASS | CFS | TOTAL | ACCUM | PERCT | CLASS | CFS | TOTAL | ACCUM | PERCT | CLASS | CFS | TOTAL | ACCUM | PERCT | CLASS | CFS | TOTAL | ACCUM | PERCT |
|---|---|---|---|---|---|---|---|---|---|---|---|---|---|---|---|---|---|---|---|
| 0 | 0.00 | 0 | 1461 | 100.0 | 9 | 34.00 | 69 | 1057 | 72.3 | 18 | 240.0 | 65 | 385 | 26.4 | 27 | 1600 | 5 | 37 | 2.5 |
| 1 | 6.10 | 7 | 1461 | 100.0 | 10 | 42.00 | 72 | 988 | 67.6 | 19 | 290.0 | 57 | 320 | 21.9 | 28 | 2000 | 8 | 32 | 2.1 |
| 2 | 7.60 | 30 | 1454 | 99.5 | 11 | 53.00 | 57 | 916 | 62.7 | 20 | 360.0 | 55 | 263 | 18.0 | 29 | 2500 | 8 | 24 | 1.6 |
| 3 | 9.40 | 68 | 1424 | 97.5 | 12 | 65.00 | 96 | 859 | 58.8 | 21 | 450.0 | 49 | 208 | 14.2 | 30 | 3100 | 7 | 16 | 1.0 |
| 4 | 12.00 | 39 | 1356 | 92.8 | 13 | 81.00 | 70 | 763 | 52.2 | 22 | 560.0 | 38 | 159 | 10.9 | 31 | 3900 | 4 | 9 | .6 |
| 5 | 14.00 | 83 | 1317 | 90.1 | 14 | 100.00 | 60 | 693 | 47.4 | 23 | 700.0 | 30 | 121 | 8.3 | 32 | 4800 | 1 | 5 | .3 |
| 6 | 18.00 | 59 | 1234 | 84.5 | 15 | 120.00 | 69 | 633 | 43.3 | 24 | 860.0 | 25 | 91 | 6.2 | 33 | 6000 | 3 | 4 | .2 |
| 7 | 22.00 | 66 | 1175 | 80.4 | 16 | 150.00 | 94 | 564 | 38.6 | 25 | 1100.0 | 13 | 66 | 4.5 | 34 | 7400 | 1 | 1 | .0 |
| 8 | 28.00 | 52 | 1109 | 75.9 | 17 | 190.00 | 85 | 470 | 32.2 | 26 | 1300.0 | 16 | 53 | 3.6 | | | | | |

LOWEST MEAN DISCHARGE, IN CFS, AND RANKING, FOR THE FOLLOWING NUMBER OF CONSECUTIVE DAYS IN YEAR ENDING MARCH 31

| YEAR | 1 | | 3 | | 7 | | 14 | | 30 | | 60 | | 90 | | 120 | | 183 | | ANNUAL | |
|---|---|---|---|---|---|---|---|---|---|---|---|---|---|---|---|---|---|---|---|---|
| 1970 | 7.90 | 2 | 8.30 | 1 | 8.83 | 1 | 9.02 | 1 | 10.20 | 1 | 11.10 | 1 | 20.00 | 1 | 35.10 | 1 | 53.50 | 1 | 221.00 | 2 |
| 1971 | 10.00 | 3 | 10.70 | 3 | 11.70 | 3 | 14.10 | 3 | 15.90 | 2 | 46.80 | 2 | 53.30 | 2 | 58.70 | 2 | 80.70 | 3 | 341.00 | 3 |
| 1972 | 7.50 | 1 | 8.63 | 2 | 11.40 | 2 | 13.40 | 2 | 17.10 | 3 | 52.30 | 3 | 71.90 | 3 | 68.80 | 3 | 77.60 | 2 | 214.00 | 1 |

HIGHEST MEAN DISCHARGE, IN CFS, AND RANKING, FOR THE FOLLOWING NUMBER OF CONSECUTIVE DAYS IN YEAR ENDING SEPTEMBER 30

| YEAR | 1 | | 3 | | 7 | | 15 | | 30 | | 60 | | 90 | | 120 | | 183 | | ANNUAL | |
|---|---|---|---|---|---|---|---|---|---|---|---|---|---|---|---|---|---|---|---|---|
| 1969 | 8470.0 | 1 | 5570.0 | 1 | 3050.0 | 2 | 1980.0 | 2 | 1290.0 | 2 | 861.0 | 3 | 649.0 | 3 | 573.0 | 3 | 482.0 | 3 | 267.0 | 3 |
| 1970 | 6780.0 | 3 | 3660.0 | 4 | 2040.0 | 4 | 1360.0 | 4 | 1040.0 | 4 | 950.0 | 2 | 800.0 | 2 | 685.0 | 1 | 517.0 | 1 | 285.0 | 1 |
| 1971 | 6940.0 | 2 | 3950.0 | 3 | 2440.0 | 3 | 1630.0 | 3 | 1120.0 | 3 | 726.0 | 4 | 630.0 | 4 | 527.0 | 4 | 427.0 | 4 | 255.0 | 4 |
| 1972 | 6560.0 | 4 | 4340.0 | 2 | 3310.0 | 1 | 2320.0 | 1 | 1320.0 | 1 | 1030.0 | 1 | 831.0 | 1 | 683.0 | 2 | 515.0 | 2 | 278.0 | 2 |

STATISTICS CN NORMAL MONTHLY MEANS(ALL DAYS)

| OCT | NCV | DEC | JAN | FEB | MARCH | APRIL | MAY | JUNE | JULY | AUG | SEPT |
|---|---|---|---|---|---|---|---|---|---|---|---|
| BY ROWS(MEAN,VARIANCE,STANDARD DEVIATION, SKEWNESS, COEFF. OF VARIATION,PERCENTAGE OF AVERAGE FLOW) | | | | | | | | | | | |
| 0.3603E+02 | 0.1237E+03 | 0.3514E+03 | 0.4323E+03 | 0.5580E+03 | 0.5959E+03 | 0.7586E+03 | 0.3093E+03 | 0.1486E+03 | 0.1680E+03 | 0.6613E+02 | 0.4792E+02 |
| 0.8701E+03 | 0.1664E+05 | 0.6029E+05 | 0.1118E+06 | 0.1062E+06 | 0.1162E+06 | 0.1965E+06 | 0.1001E+05 | 0.1242E+05 | 0.5611E+05 | 0.5654E+03 | 0.2603E+04 |
| 0.2950E+02 | 0.1290E+03 | 0.2455E+03 | 0.3343E+03 | 0.3259E+03 | 0.3409E+03 | 0.4433E+03 | 0.1000E+03 | 0.1114E+03 | 0.2369E+03 | 0.2378E+02 | 0.5102E+02 |
| 0.4703E+00 | 0.1734E+01 | 0.8796E+00 | 0.1979E+01 | 0.2137E+01 | -0.4769E+00 | -0.4410E+00 | 0.5274E+00 | 0.4495E+00 | 0.2137E+01 | 0.9106E+00 | 0.2157E+01 |
| 0.8188E+00 | 0.1043E+01 | 0.6987E+00 | 0.7734E+00 | 0.5840E+00 | 0.5721E+00 | 0.5843E+00 | 0.3234E+00 | 0.7500E+00 | 0.1410E+01 | 0.3595E+00 | 0.1065E+01 |
| 0.1002E+01 | 0.3439E+01 | 0.5773E+01 | 0.1202E+02 | 0.1552E+02 | 0.1657E+02 | 0.2110E+02 | 0.8601E+01 | 0.4132E+01 | 0.4673E+01 | 0.1839E+01 | 0.1333E+01 |

STATISTICS CN NORMAL ANNUAL MEANS(ALL DAYS)

| MEAN | VARIANCE | STANDARD DEVIATION | SKEWNESS | COEFF. OF VARIATION | SERIAL CORR |
|---|---|---|---|---|---|
| 0.2855E+03 | 0.1157E+04 | 0.3402E+02 | 0.1617E+01 | 0.1192E+00 | 0.5007E-01 |

STATISTICS ON LOG MONTHLY MEANS(ALL DAYS)

BY ROWS(MEAN,VARIANCE,STANDARD DEVIATION, SKEWNESS, COEFF. OF VARIATION,PERCENTAGE OF AVERAGE FLOW)

| OCT | NOV | DEC | JAN | FEB | MARCH | APRIL | MAY | JUNE | JULY | AUG | SEPT |
|---|---|---|---|---|---|---|---|---|---|---|---|
| 0.1415E+01 | 0.1927E+01 | 0.2449E+01 | 0.2554E+01 | 0.2702E+01 | 0.2689E+01 | 0.2782E+01 | 0.2472E+01 | 0.2051E+01 | 0.1942E+01 | 0.1799E+01 | 0.1538E+01 |
| 0.1651E+00 | 0.1649E+00 | 0.1173E+00 | 0.7948E-01 | 0.4122E-01 | 0.1175E+00 | 0.1401E+00 | 0.1987E-01 | 0.1480E+00 | 0.2736E+00 | 0.2217E-01 | 0.1282E+00 |
| 0.4063E+00 | 0.4060E+00 | 0.3425E+00 | 0.2819E+00 | 0.2030E+00 | 0.3428E+00 | 0.3743E+00 | 0.1410E+00 | 0.3847E+00 | 0.5231E+00 | 0.1489E+00 | 0.3580E+00 |
| 0.1265E+00 | 0.1003E+01 | -0.4536E+00 | 0.1111E+01 | 0.1914E+01 | -0.1185E+01 | -0.1431E+01 | 0.8831E-01 | -0.3237E+00 | 0.1095E+01 | 0.6901E+00 | 0.1567E+01 |
| 0.2871E+00 | 0.2107E+00 | 0.1399E+00 | 0.1104E+00 | 0.7513E-01 | 0.1275E+00 | 0.1345E+00 | 0.5702E-01 | 0.1876E+00 | 0.2694E+00 | 0.8275E-01 | 0.2328E+00 |
| 0.5376E+01 | 0.7320E+01 | 0.9303E+01 | 0.9704E+01 | 0.1027E+02 | 0.1021E+02 | 0.1057E+02 | 0.9393E+01 | 0.7792E+01 | 0.7379E+01 | 0.6836E+01 | 0.5845E+01 |

STATION 03302800 BLUE RIVER AT FREDRICKSBURG, IND.

STATISTICS ON LOG ANNUAL MEANS(ALL DAYS)

| MEAN | VARIANCE | STANDARD DEVIATION | SKEWNESS | COEFF. OF VARIATION | SERIAL CORR |
|---|---|---|---|---|---|
| 0.2453E+01 | 0.2428E-02 | 0.4928E-01 | 0.1473E+01 | 0.2009E-01 | 0.2253E-01 |

ANNUAL PEAKS

| | |
|---|---|
| 1969 | 9450 |
| 1970 | 8310 |
| 1971 | 9790 |
| 1972 | 9120 |
| 1973 | 8870 |

## 03303000 Blue River near White Cloud, Ind.

LOCATION.--Lat 38°14'15", long 86°13'42", in NW¼SE¼ sec.19, T.3 S., R.3 E., Harrison County, on left bank 400 ft (122 m) downstream from Spring Creek, 0.2 mile (0.3 km) upstream from bridge on State Highway 62, and 0.8 mile (1.3 km) north of White Cloud.

DRAINAGE AREA.--About 476 mi² (1,233 km²), of which 192 mi² (497 km²) does not contribute directly to surface runoff. Also, part of flow from Indian Creek, downstream from Corydon, Ind., enters Blue River via solution channel in Karst area, Harrison Spring, and Spring Creek.

DURATION TABLE OF DAILY DISCHARGE FOR YEAR ENDING SEPTEMBER 30

| CLASS | 0 | 1 | 2 | 3 | 4 | 5 | 6 | 7 | 8 | 9 | 10 | 11 | 12 | 13 | 14 | 15 | 16 | 17 | 18 | 19 | 20 | 21 | 22 | 23 | 24 | 25 | 26 | 27 | 28 | 29 | 30 | 31 | 32 | 33 | 34 | |
|---|---|---|---|---|---|---|---|---|---|---|---|---|---|---|---|---|---|---|---|---|---|---|---|---|---|---|---|---|---|---|---|---|---|---|---|---|
| YEAR | NUMBER OF DAYS IN CLASS | | | | | | | | | | | | | | | | | | | | | | | | | | | | | | | | | | | CFS_DAYS |
| 1932 | | | | | | | | 7 | 22 | 21 | 37 | 27 | 14 | 22 | 25 | 27 | 29 | 30 | 29 | 12 | 19 | 14 | 10 | 8 | 6 | 1 | 2 | 1 | 3 | | | | | | | 260455.0 |
| 1933 | | | | | | 4 | 10 | 16 | 18 | 10 | 11 | 25 | 25 | 12 | 25 | 21 | 15 | 19 | 20 | 33 | 19 | 16 | 15 | 16 | 11 | 6 | 2 | 5 | 4 | 1 | 2 | 4 | | | | | 373417.0 |
| 1934 | | | | | 10 | 6 | 9 | 53 | 46 | 51 | 24 | 27 | 38 | 16 | 16 | 18 | 20 | 9 | 4 | 7 | 6 | 2 | 1 | | 1 | 1 | | | | | | | | | | | 69134.0 |
| 1935 | | | | 2 | 8 | 12 | 40 | 17 | 23 | 13 | 19 | 12 | 15 | 27 | 17 | 18 | 23 | 22 | 14 | 11 | 14 | 10 | 16 | 8 | 7 | 7 | 5 | 1 | | | 3 | | | 1 | | | 198387.0 |
| 1936 | | | 4 | 13 | 13 | 36 | 27 | 32 | 23 | 21 | 21 | 29 | 21 | 13 | 32 | 18 | 14 | 10 | 7 | 10 | 6 | 3 | 6 | 2 | | 2 | 2 | | 1 | | | | | | | | 98167.0 |
| 1937 | | | | | 8 | 27 | 10 | 16 | 16 | 8 | 15 | 18 | 26 | 22 | 14 | 17 | 33 | 21 | 13 | 19 | 21 | 11 | 11 | 6 | 7 | 7 | 4 | 4 | 1 | 2 | 3 | 2 | 2 | 1 | | | 359977.0 |
| 1938 | | | | | 1 | 2 | 5 | 5 | 16 | 23 | 17 | 24 | 36 | 21 | 33 | 23 | 14 | 22 | 28 | 21 | 23 | 16 | 10 | 10 | 3 | 4 | 2 | 4 | 1 | | 1 | | | | | | 231751.0 |
| 1939 | | | | | 2 | 35 | 28 | 22 | 20 | 16 | 13 | 21 | 18 | 17 | 19 | 17 | 14 | 16 | 14 | 7 | 11 | 17 | 17 | 16 | 8 | 4 | 4 | 5 | 2 | 2 | | | | | | | 253893.0 |
| 1940 | | | 4 | 14 | 47 | 64 | 18 | 23 | 21 | 10 | 6 | 11 | 12 | 9 | 21 | 26 | 11 | 9 | 9 | 17 | 9 | 3 | 7 | 3 | 5 | 3 | | 2 | 1 | | 1 | | | | | | 133647.0 |
| 1941 | | 1 | 5 | 24 | 15 | 11 | 32 | 31 | 44 | 39 | 26 | 36 | 27 | 14 | 18 | 12 | 10 | 4 | 6 | 3 | 1 | 4 | 1 | 1 | | | | | | | | | | | | | 51130.0 |
| 1942 | | 2 | 5 | 6 | 7 | 11 | 16 | 7 | 13 | 15 | 10 | 32 | 20 | 16 | 30 | 39 | 34 | 14 | 22 | 13 | 11 | 9 | 9 | 8 | 8 | 2 | 4 | 1 | | 1 | | | | | | | 188222.0 |
| 1943 | | 1 | 2 | 21 | 21 | 21 | 8 | 7 | 12 | 8 | 4 | 15 | 10 | 17 | 39 | 30 | 32 | 20 | 21 | 16 | 13 | 14 | 12 | 8 | 5 | 1 | 4 | | | 1 | 1 | | 1 | | | | 214858.0 |
| 1944 | | 2 | 15 | 47 | 35 | 28 | 12 | 25 | 9 | 16 | 12 | 18 | 9 | 16 | 15 | 18 | 11 | 14 | 9 | 11 | 9 | 11 | 9 | 4 | 4 | 3 | 2 | 1 | | 1 | | | | | | | 136279.0 |
| 1945 | | | | | | 17 | 20 | 25 | 22 | 23 | 17 | 14 | 11 | 10 | 18 | 16 | 17 | 30 | 28 | 21 | 16 | 10 | 12 | 9 | 5 | 8 | 4 | | 5 | 2 | 2 | 2 | | 1 | | | 325360.0 |
| 1946 | | | | | | 3 | 12 | 7 | 8 | 11 | 21 | 18 | 25 | 14 | 24 | 34 | 27 | 25 | 29 | 25 | 24 | 14 | 14 | 10 | 8 | 2 | 5 | 3 | 1 | | 1 | | | | | | 252773.0 |
| 1947 | | | | | | 19 | 13 | 26 | 14 | 9 | 8 | 20 | 30 | 15 | 28 | 29 | 18 | 25 | 21 | 15 | 12 | 15 | 18 | 9 | 7 | 5 | 3 | 2 | 4 | | | | | | | | 237854.0 |
| 1948 | | | | 2 | 14 | 20 | 15 | 13 | 35 | 32 | 22 | 36 | 21 | 13 | 18 | 9 | 17 | 19 | 16 | 14 | 8 | 7 | 11 | 8 | 6 | 1 | 4 | | 2 | | 2 | | 1 | | | | 201512.0 |
| 1949 | | | | | 15 | 10 | 1 | 1 | 4 | 16 | 16 | 15 | 17 | 16 | 17 | 29 | 23 | 28 | 28 | 24 | 21 | 13 | 16 | 13 | 11 | 6 | 4 | 6 | 8 | 4 | 3 | | | | | | 394936.0 |
| 1950 | | | | | | | | | 4 | 35 | 15 | 18 | 25 | 18 | 19 | 25 | 26 | 27 | 28 | 20 | 15 | 18 | 13 | 10 | 14 | 7 | 6 | 3 | 7 | 5 | 5 | 2 | | | | | 437485.0 |
| 1951 | | | | | 6 | 5 | 7 | 18 | 20 | 23 | 17 | 20 | 22 | 13 | 16 | 15 | 13 | 19 | 20 | 16 | 18 | 23 | 22 | 17 | 14 | 7 | 1 | 4 | 5 | 2 | 1 | 1 | | | | | 337230.0 |
| 1952 | | | 2 | 4 | 13 | 28 | 28 | 18 | 9 | 15 | 12 | 17 | 12 | 14 | 13 | 13 | 12 | 18 | 23 | 22 | 22 | 18 | 14 | 11 | 5 | 9 | 6 | 5 | 1 | 1 | 1 | | | | | | 277710.0 |
| 1953 | | 3 | 18 | 18 | 20 | 28 | 12 | 5 | 16 | 14 | 11 | 17 | 18 | 9 | 15 | 18 | 23 | 26 | 31 | 16 | 13 | 12 | 6 | 6 | 3 | 3 | 2 | 1 | | 1 | | | | | | | 165841.0 |
| 1954 | | 7 | 23 | 46 | 39 | 29 | 26 | 9 | 13 | 18 | 9 | 13 | 30 | 21 | 15 | 29 | 18 | 11 | 1 | 4 | | | 1 | 2 | 1 | | | | | | | | | | | | 53715.0 |
| 1955 | | | | | | 22 | 5 | 4 | 30 | 30 | 11 | 22 | 18 | 20 | 24 | 22 | 32 | 28 | 26 | 12 | 12 | 9 | 9 | 12 | 2 | 6 | 4 | 2 | 1 | 2 | | | | | | | 218479.0 |
| 1956 | | | | | 4 | 7 | 10 | 10 | 6 | 17 | 42 | 25 | 28 | 23 | 19 | 18 | 19 | 33 | 24 | 20 | 8 | 11 | 12 | 9 | 6 | 4 | 1 | 3 | 4 | 3 | | | | | | | 244013.0 |
| 1957 | | | | | 13 | 25 | 29 | 20 | 13 | 19 | 10 | 11 | 20 | 12 | 21 | 13 | 26 | 24 | 30 | 24 | 12 | 13 | 7 | 7 | 3 | 2 | 3 | 2 | 1 | 4 | | 1 | | | | | 225931.0 |
| 1958 | | | | | 11 | 5 | 11 | 5 | 2 | 4 | 8 | 16 | 17 | 12 | 16 | 28 | 29 | 46 | 37 | 28 | 26 | 16 | 15 | 9 | 7 | 2 | 5 | 4 | 3 | 2 | 1 | | | | | | 305632.0 |
| 1959 | | | | | 4 | 13 | 8 | 23 | 14 | 17 | 10 | 31 | 22 | 17 | 33 | 35 | 15 | 19 | 22 | 28 | 17 | 10 | 9 | 5 | 7 | 2 | | 1 | | | | 2 | | 1 | | | 222013.0 |
| 1960 | | | | 5 | 6 | 9 | 7 | 14 | 16 | 18 | 18 | 27 | 23 | 19 | 17 | 46 | 38 | 17 | 17 | 12 | 18 | 14 | 10 | 1 | 4 | 3 | 3 | | 2 | | 1 | 1 | | | | | 204461.0 |
| 1961 | | | | | 9 | 22 | 18 | 16 | 16 | 22 | 27 | 24 | 20 | 18 | 13 | 10 | 24 | 14 | 18 | 16 | 7 | 16 | 9 | 11 | 10 | 8 | 6 | 4 | 4 | | | 1 | | | 2 | | 257859.0 |
| 1962 | | | | | 2 | 8 | 33 | 22 | 21 | 21 | 14 | 10 | 15 | 19 | 20 | 10 | 29 | 19 | 29 | 23 | 17 | 12 | 12 | 11 | 5 | 2 | 4 | 1 | | 3 | | 1 | 2 | | | | 211053.0 |
| 1963 | | | | | 1 | 8 | 6 | 33 | 33 | 28 | 27 | 32 | 45 | 32 | 27 | 32 | 15 | 5 | 5 | 4 | 6 | 8 | 4 | 2 | 4 | 2 | 2 | | 2 | 2 | | | | | | | 137044.0 |
| 1964 | | | 11 | 67 | 46 | 20 | 7 | 8 | 10 | 12 | 15 | 30 | 28 | 14 | 11 | 12 | 9 | 12 | 8 | 10 | 6 | 7 | 5 | 4 | 3 | 2 | 2 | 1 | 1 | 1 | | 2 | | 1 | 1 | | 194420.0 |
| 1965 | | 12 | 7 | 14 | 13 | 11 | 9 | 18 | 15 | 17 | 13 | 20 | 28 | 14 | 18 | 18 | 16 | 20 | 27 | 27 | 10 | 14 | 5 | 6 | 9 | 2 | 2 | | | | | | | | | | 164314.6 |
| 1966 | | | | | | 6 | 21 | 24 | 9 | 20 | 32 | 36 | 31 | 24 | 17 | 23 | 15 | 24 | 18 | 16 | 8 | 6 | 7 | 6 | 5 | 3 | 8 | 2 | 1 | 2 | 1 | | | | | | 213872.0 |
| 1967 | | | | | 2 | 16 | 15 | 19 | 24 | 21 | 15 | 20 | 31 | 20 | 21 | 40 | 22 | 17 | 16 | 11 | 12 | 11 | 9 | 7 | 8 | 6 | | 1 | 1 | | | | | | | | 176132.0 |
| 1968 | | | | | | 11 | 7 | 17 | 14 | 20 | 22 | 25 | 26 | 20 | 33 | 21 | 16 | 23 | 22 | 16 | 12 | 15 | 13 | 7 | 10 | 5 | 7 | 3 | | 1 | | | | | | | 236362.0 |
| 1969 | | | | | | 33 | 29 | 11 | 6 | 4 | 4 | 14 | 18 | 18 | 29 | 40 | 28 | 33 | 19 | 18 | 15 | 10 | 9 | 11 | 3 | 2 | 3 | 3 | 3 | | 1 | 1 | | | | | 232903.0 |
| 1970 | | | | | | 5 | 30 | 12 | 11 | 7 | 16 | 22 | 35 | 20 | 29 | 15 | 24 | 19 | 29 | 24 | 12 | 17 | 14 | 7 | 2 | 5 | 2 | 1 | 3 | 4 | | | | | | | 240955.0 |
| 1971 | | | | | | | | | 16 | 13 | 12 | 12 | 31 | 28 | 40 | 47 | 32 | 31 | 24 | 23 | 15 | 11 | 7 | 9 | 6 | 3 | 2 | 1 | | 1 | 1 | | | | | | 215950.0 |
| 1972 | | | | | | 7 | 11 | 11 | 35 | 36 | 19 | 29 | 30 | 15 | 14 | 22 | 21 | 18 | 23 | 13 | 13 | 13 | 7 | 9 | 7 | 3 | 3 | 5 | | 2 | | | | | | | 211674.0 |
| 1973 | | | | | | 9 | 8 | 13 | 13 | 10 | 6 | 13 | 3 | 6 | 16 | 25 | 26 | 38 | 38 | 35 | 22 | 27 | 16 | 14 | 8 | 3 | 6 | 5 | 3 | | | 2 | | | | | 342096.0 |

| CLASS | CFS | TOTAL | ACCUM | PERCT | CLASS | CFS | TOTAL | ACCUM | PERCT | CLASS | CFS | TOTAL | ACCUM | PERCT | CLASS | CFS | TOTAL | ACCUM | PERCT |
|---|---|---|---|---|---|---|---|---|---|---|---|---|---|---|---|---|---|---|---|
| 0 | 0.00 | 0 | 15341 | 100.0 | 9 | 65.00 | 788 | 11854 | 77.3 | 18 | 560.0 | 843 | 4170 | 27.2 | 27 | 4800 | 86 | 275 | 1.7 |
| 1 | 9.60 | 28 | 15341 | 100.0 | 10 | 82.00 | 654 | 11066 | 72.1 | 19 | 710.0 | 722 | 3327 | 21.7 | 28 | 6100 | 72 | 189 | 1.2 |
| 2 | 12.00 | 98 | 15313 | 99.8 | 11 | 100.00 | 916 | 10412 | 67.9 | 20 | 900.0 | 552 | 2605 | 17.0 | 29 | 7700 | 53 | 117 | .7 |
| 3 | 15.00 | 300 | 15215 | 99.2 | 12 | 130.00 | 978 | 9496 | 61.9 | 21 | 1100.0 | 504 | 2053 | 13.4 | 30 | 9800 | 30 | 64 | .4 |
| 4 | 20.00 | 408 | 14915 | 97.2 | 13 | 170.00 | 694 | 8518 | 55.5 | 22 | 1400.0 | 427 | 1549 | 10.1 | 31 | 12000 | 22 | 34 | .2 |
| 5 | 25.00 | 702 | 14507 | 94.6 | 14 | 210.00 | 890 | 7824 | 51.0 | 23 | 1800.0 | 326 | 1122 | 7.3 | 32 | 16000 | 5 | 12 | .0 |
| 6 | 32.00 | 577 | 13805 | 90.0 | 15 | 270.00 | 1014 | 6934 | 45.2 | 24 | 2300.0 | 245 | 796 | 5.2 | 33 | 20000 | 6 | 7 | .0 |
| 7 | 40.00 | 661 | 13228 | 86.2 | 16 | 350.00 | 867 | 5920 | 38.6 | 25 | 3000.0 | 157 | 551 | 3.6 | 34 | 26000 | 1 | 1 | |
| 8 | 51.00 | 713 | 12567 | 81.9 | 17 | 440.00 | 883 | 5053 | 32.9 | 26 | 3800.0 | 119 | 394 | 2.6 | | | | | |

LOWEST MEAN DISCHARGE, IN CFS, AND RANKING, FOR THE FOLLOWING NUMBER OF CONSECUTIVE DAYS IN YEAR ENDING MARCH 31

| YEAR | 1 | | 3 | | 7 | | 14 | | 30 | | 60 | | 90 | | 120 | | 183 | | ANNUAL | |
|---|---|---|---|---|---|---|---|---|---|---|---|---|---|---|---|---|---|---|---|---|
| 1932 | 41.00 | 36 | 41.70 | 36 | 51.70 | 36 | 85.00 | 41 | 137.00 | 41 | 171.00 | 40 | 189.00 | 40 | 191.00 | 37 | 194.00 | 30 | 653.00 | 25 |
| 1933 | 59.00 | 40 | 65.00 | 40 | 67.10 | 39 | 73.10 | 39 | 142.00 | 42 | 203.00 | 41 | 219.00 | 41 | 227.00 | 41 | 265.00 | 36 | 818.00 | 33 |
| 1934 | 24.00 | 33 | 28.30 | 33 | 30.90 | 33 | 35.10 | 34 | 50.50 | 33 | 70.20 | 31 | 83.80 | 31 | 90.40 | 24 | 97.90 | 14 | 529.00 | 18 |
| 1935 | 14.00 | 10 | 15.30 | 10 | 16.90 | 11 | 20.00 | 11 | 22.30 | 8 | 25.70 | 7 | 39.20 | 9 | 48.80 | 10 | 59.30 | 5 | 310.00 | 4 |
| 1936 | 19.00 | 16 | 23.00 | 20 | 24.40 | 21 | 24.80 | 18 | 28.30 | 17 | 47.10 | 23 | 65.90 | 25 | 80.60 | 20 | 106.00 | 15 | 445.00 | 12 |
| 1937 | 14.00 | 11 | 15.30 | 11 | 16.60 | 10 | 17.30 | 9 | 29.10 | 19 | 40.90 | 17 | 42.00 | 10 | 43.50 | 9 | 123.00 | 19 | 892.00 | 37 |
| 1938 | 23.00 | 23 | 24.00 | 23 | 24.60 | 22 | 25.30 | 19 | 42.30 | 31 | 73.90 | 33 | 119.00 | 32 | 123.00 | 30 | 151.00 | 24 | 579.00 | 23 |
| 1939 | 24.00 | 24 | 25.30 | 27 | 25.90 | 26 | 26.10 | 23 | 27.10 | 14 | 40.10 | 16 | 45.60 | 11 | 78.90 | 18 | 218.00 | 33 | 682.00 | 27 |
| 1940 | 18.00 | 13 | 19.30 | 14 | 20.90 | 14 | 22.10 | 14 | 24.60 | 13 | 26.00 | 9 | 27.60 | 7 | 35.70 | 7 | 81.30 | 11 | 439.00 | 11 |

LOWEST MEAN DISCHARGE, IN CFS, AND RANKING, FOR THE FOLLOWING NUMBER OF CONSECUTIVE DAYS IN YEAR ENDING MARCH 31

| YEAR | 1 | 3 | 7 | 14 | 30 | 60 | 90 | 120 | 183 | ANNUAL |
|---|---|---|---|---|---|---|---|---|---|---|
| 1941 | 12.00 7 | 13.30 8 | 14.10 8 | 15.70 8 | 18.50 6 | 20.30 5 | 24.80 5 | 30.30 5 | 43.10 3 | 256.00 2 |
| 1942 | 11.00 4 | 11.00 4 | 12.30 5 | 14.10 5 | 18.30 5 | 38.80 15 | 59.70 19 | 87.80 23 | 116.00 18 | 376.00 7 |
| 1943 | 11.00 5 | 12.30 6 | 16.10 9 | 20.20 12 | 22.40 9 | 33.30 11 | 46.10 13 | 62.20 12 | 213.00 32 | 644.00 24 |
| 1944 | 11.00 6 | 11.30 5 | 11.70 3 | 12.60 3 | 14.70 3 | 19.90 4 | 19.30 3 | 20.70 2 | 27.50 1 | 291.00 3 |
| 1945 | 22.00 19 | 23.30 21 | 25.30 23 | 30.50 30 | 35.10 25 | 49.90 24 | 72.30 29 | 167.00 33 | 151.00 25 | 858.00 36 |
| 1946 | 25.00 30 | 26.70 32 | 29.30 32 | 33.60 33 | 44.00 32 | 75.70 34 | 167.00 36 | 218.00 40 | 303.00 38 | 736.00 30 |
| 1947 | 25.00 31 | 25.00 25 | 25.30 24 | 25.70 22 | 28.50 18 | 37.30 14 | 45.60 12 | 118.00 29 | 172.00 28 | 487.00 14 |
| 1948 | 22.00 20 | 22.30 19 | 22.90 18 | 24.30 17 | 36.20 28 | 45.90 22 | 52.90 17 | 64.70 14 | 127.00 21 | 689.00 28 |
| 1949 | 18.00 14 | 19.00 13 | 20.70 13 | 22.10 13 | 24.40 12 | 54.00 25 | 65.80 24 | 147.00 31 | 168.00 27 | 1080.00 40 |
| 1950 | 63.00 41 | 66.70 41 | 67.10 40 | 69.70 38 | 75.90 37 | 120.00 36 | 145.00 33 | 216.00 39 | 303.00 39 | 1120.00 42 |
| 1951 | 56.00 39 | 61.70 39 | 68.70 41 | 79.90 40 | 112.00 39 | 163.00 39 | 188.00 39 | 176.00 34 | 358.00 40 | 1080.00 41 |
| 1952 | 22.00 21 | 22.00 18 | 23.30 19 | 27.80 26 | 38.50 29 | 69.30 30 | 69.00 27 | 75.80 17 | 114.00 17 | 852.00 35 |
| 1953 | 10.00 2 | 10.70 2 | 11.70 4 | 13.90 4 | 20.30 7 | 22.20 6 | 27.20 6 | 34.00 6 | 66.70 7 | 364.00 5 |
| 1954 | 11.00 3 | 11.00 3 | 11.40 2 | 12.10 2 | 12.60 1 | 15.90 1 | 17.80 1 | 19.30 1 | 35.90 2 | 253.00 1 |
| 1955 | 13.00 8 | 13.00 7 | 13.30 6 | 14.70 6 | 23.30 10 | 55.40 27 | 48.30 15 | 83.40 22 | 126.00 20 | 534.00 19 |
| 1956 | 26.00 32 | 26.30 31 | 26.60 29 | 26.90 24 | 30.70 21 | 73.10 32 | 160.00 35 | 202.00 38 | 279.00 37 | 664.00 26 |
| 1957 | 21.00 17 | 21.00 16 | 21.70 16 | 22.90 16 | 27.20 15 | 34.40 12 | 50.90 16 | 56.50 11 | 77.30 9 | 367.00 6 |
| 1958 | 21.00 18 | 21.00 17 | 21.60 15 | 22.80 15 | 28.10 16 | 44.00 20 | 56.20 18 | 101.00 27 | 417.00 41 | 912.00 38 |
| 1959 | 87.00 42 | 89.00 42 | 101.00 42 | 111.00 42 | 125.00 40 | 223.00 42 | 277.00 42 | 342.00 42 | 447.00 42 | 824.00 34 |
| 1960 | 23.00 22 | 23.30 22 | 24.30 20 | 25.30 20 | 50.90 34 | 60.10 29 | 62.40 21 | 65.90 15 | 92.20 12 | 390.00 9 |
| 1961 | 17.00 12 | 17.00 12 | 17.10 12 | 18.10 10 | 23.60 11 | 25.90 8 | 33.70 8 | 38.40 8 | 64.80 6 | 557.00 22 |
| 1962 | 24.00 25 | 25.00 26 | 27.60 30 | 29.40 28 | 33.50 23 | 43.40 19 | 63.90 23 | 93.00 26 | 181.00 29 | 915.00 39 |
| 1963 | 19.00 15 | 19.70 15 | 21.90 17 | 25.40 21 | 34.50 24 | 54.10 26 | 69.60 28 | 68.00 16 | 75.00 8 | 380.00 8 |
| 1964 | 13.00 9 | 13.70 9 | 14.00 7 | 14.90 7 | 17.30 4 | 18.40 3 | 18.20 2 | 26.70 4 | 50.80 4 | 469.00 13 |
| 1965 | 9.60 1 | 10.20 1 | 10.50 1 | 11.20 1 | 13.90 2 | 17.00 2 | 19.80 4 | 22.80 3 | 79.40 10 | 435.00 10 |
| 1966 | 29.00 35 | 30.70 35 | 32.40 35 | 35.60 35 | 55.00 35 | 107.00 35 | 149.00 34 | 147.00 32 | 223.00 34 | 515.00 17 |
| 1967 | 24.00 26 | 24.70 24 | 25.40 25 | 30.90 31 | 35.70 27 | 42.00 18 | 61.60 20 | 64.30 13 | 93.60 13 | 512.00 16 |
| 1968 | 25.00 27 | 25.70 28 | 28.10 31 | 29.10 27 | 30.80 22 | 44.80 21 | 62.80 22 | 81.50 21 | 109.00 16 | 546.00 20 |
| 1969 | 25.00 28 | 25.70 29 | 26.40 28 | 27.80 25 | 29.50 20 | 32.10 10 | 46.80 14 | 91.20 25 | 147.00 23 | 700.00 29 |
| 1970 | 28.00 34 | 28.70 34 | 32.30 34 | 32.50 32 | 35.50 26 | 37.00 13 | 68.10 26 | 108.00 28 | 167.00 26 | 554.00 21 |
| 1971 | 50.00 37 | 52.00 37 | 54.60 37 | 60.70 36 | 71.00 36 | 148.00 38 | 173.00 37 | 190.00 36 | 242.00 35 | 768.00 31 |
| 1972 | 52.00 38 | 55.30 38 | 58.30 38 | 62.50 37 | 80.50 38 | 123.00 37 | 182.00 38 | 177.00 35 | 205.00 31 | 503.00 15 |
| 1973 | 25.00 29 | 25.70 30 | 26.30 27 | 30.20 29 | 41.40 30 | 56.20 28 | 76.50 30 | 79.10 19 | 129.00 22 | 784.00 32 |

HIGHEST MEAN DISCHARGE, IN CFS, AND RANKING, FOR THE FOLLOWING NUMBER OF CONSECUTIVE DAYS IN YEAR ENDING SEPTEMBER 30

| YEAR | 1 | 3 | 7 | 15 | 30 | 60 | 90 | 120 | 183 | ANNUAL |
|---|---|---|---|---|---|---|---|---|---|---|
| 1932 | 9290.0 27 | 7070.0 25 | 6510.0 11 | 4120.0 10 | 3090.0 11 | 2120.0 14 | 1670.0 16 | 1400.0 15 | 1170.0 12 | 713.0 10 |
| 1933 | 13900.0 14 | 10600.0 11 | 6250.0 12 | 3780.0 16 | 3190.0 9 | 2570.0 5 | 2140.0 8 | 2180.0 3 | 1850.0 2 | 1020.0 3 |
| 1934 | 3700.0 40 | 2650.0 40 | 1670.0 40 | 1020.0 40 | 792.0 40 | 519.0 40 | 378.0 40 | 363.0 40 | 278.0 40 | 189.0 40 |
| 1935 | 16600.0 8 | 11300.0 9 | 6210.0 13 | 3710.0 18 | 2610.0 18 | 1850.0 22 | 1630.0 18 | 1380.0 18 | 1010.0 26 | 544.0 30 |
| 1936 | 7100.0 37 | 4620.0 38 | 2970.0 38 | 2120.0 36 | 1520.0 38 | 992.0 39 | 789.0 39 | 664.0 39 | 482.0 39 | 268.0 39 |
| 1937 | 23200.0 4 | 18200.0 3 | 13700.0 1 | 10700.0 1 | 6540.0 1 | 3810.0 2 | 2680.0 2 | 2260.0 2 | 1690.0 5 | 986.0 4 |
| 1938 | 11800.0 17 | 7520.0 22 | 4300.0 28 | 2800.0 33 | 2240.0 26 | 1650.0 26 | 1410.0 26 | 1230.0 26 | 958.0 29 | 635.0 19 |
| 1939 | 8780.0 30 | 6720.0 26 | 4660.0 23 | 3330.0 23 | 2670.0 15 | 2220.0 9 | 2150.0 7 | 1740.0 9 | 1260.0 10 | 696.0 12 |
| 1940 | 11600.0 18 | 8250.0 16 | 4890.0 18 | 3100.0 29 | 1910.0 32 | 1170.0 37 | 1180.0 31 | 976.0 36 | 698.0 36 | 365.0 38 |
| 1941 | 2160.0 42 | 1570.0 42 | 981.0 41 | 637.0 41 | 431.0 41 | 291.0 42 | 267.0 42 | 256.0 42 | 219.0 42 | 140.0 42 |
| 1942 | 8770.0 31 | 5690.0 33 | 3300.0 36 | 1870.0 37 | 1620.0 37 | 1270.0 35 | 1100.0 36 | 1030.0 32 | 877.0 32 | 516.0 32 |
| 1943 | 18400.0 6 | 13000.0 6 | 7410.0 7 | 4680.0 8 | 2700.0 14 | 1680.0 25 | 1370.0 28 | 1220.0 27 | 1010.0 27 | 589.0 24 |
| 1944 | 8350.0 32 | 5610.0 34 | 3420.0 35 | 2180.0 35 | 1850.0 34 | 1470.0 31 | 1140.0 33 | 912.0 37 | 651.0 37 | 372.0 37 |
| 1945 | 20600.0 5 | 13200.0 5 | 10400.0 3 | 7970.0 2 | 5570.0 2 | 3540.0 3 | 2600.0 3 | 2170.0 4 | 1640.0 6 | 891.0 7 |
| 1946 | 10000.0 24 | 6210.0 31 | 3650.0 33 | 2910.0 32 | 1910.0 33 | 1530.0 28 | 1310.0 29 | 1280.0 24 | 1100.0 17 | 693.0 13 |
| 1947 | 7160.0 36 | 5220.0 35 | 3950.0 31 | 3180.0 27 | 2470.0 21 | 1810.0 24 | 1450.0 25 | 1200.0 29 | 1110.0 16 | 652.0 16 |
| 1948 | 17300.0 7 | 12900.0 7 | 6990.0 9 | 3900.0 14 | 3140.0 10 | 2200.0 10 | 1750.0 12 | 1370.0 19 | 980.0 28 | 551.0 29 |
| 1949 | 11400.0 19 | 7570.0 21 | 6720.0 10 | 4690.0 7 | 3400.0 6 | 2540.0 6 | 2440.0 4 | 2170.0 5 | 1710.0 3 | 1080.0 2 |
| 1950 | 14900.0 12 | 10700.0 10 | 7380.0 8 | 7050.0 4 | 4730.0 3 | 4000.0 1 | 3110.0 1 | 2830.0 1 | 2120.0 1 | 1200.0 1 |
| 1951 | 14300.0 13 | 9640.0 14 | 5600.0 16 | 3780.0 15 | 2440.0 22 | 2180.0 11 | 2200.0 6 | 2040.0 6 | 1710.0 4 | 924.0 6 |
| 1952 | 11200.0 21 | 7930.0 17 | 4410.0 26 | 3340.0 22 | 2380.0 24 | 1950.0 19 | 1780.0 10 | 1830.0 8 | 1410.0 7 | 759.0 9 |
| 1953 | 8070.0 35 | 5120.0 36 | 2900.0 39 | 1780.0 39 | 1260.0 39 | 1100.0 38 | 1040.0 37 | 988.0 33 | 819.0 34 | 454.0 34 |
| 1954 | 2880.0 41 | 1830.0 41 | 960.0 42 | 498.0 42 | 403.0 42 | 360.0 41 | 320.0 41 | 287.0 41 | 224.0 41 | 147.0 41 |
| 1955 | 8890.0 29 | 6650.0 29 | 4750.0 21 | 3740.0 17 | 2990.0 12 | 2080.0 15 | 1610.0 21 | 1370.0 20 | 1020.0 25 | 599.0 22 |
| 1956 | 9190.0 28 | 6710.0 27 | 4690.0 22 | 4080.0 11 | 3250.0 7 | 2350.0 8 | 1780.0 11 | 1500.0 11 | 1070.0 19 | 667.0 14 |
| 1957 | 15500.0 10 | 10300.0 12 | 6060.0 14 | 3360.0 21 | 2060.0 31 | 1900.0 21 | 1510.0 22 | 1400.0 16 | 1140.0 14 | 619.0 20 |
| 1958 | 11400.0 20 | 8700.0 15 | 4850.0 19 | 3410.0 20 | 2520.0 19 | 1990.0 18 | 1630.0 19 | 1310.0 23 | 1240.0 11 | 837.0 8 |
| 1959 | 25500.0 2 | 17800.0 4 | 9090.0 5 | 5100.0 6 | 3210.0 8 | 2170.0 12 | 1730.0 13 | 1400.0 17 | 1070.0 20 | 608.0 21 |
| 1960 | 15800.0 9 | 7600.0 20 | 3870.0 32 | 3450.0 19 | 2480.0 20 | 1360.0 33 | 993.0 38 | 985.0 34 | 921.0 31 | 559.0 28 |
| 1961 | 23700.0 3 | 18800.0 2 | 10300.0 4 | 5510.0 5 | 3680.0 5 | 2510.0 7 | 2330.0 5 | 1870.0 7 | 1330.0 9 | 706.0 11 |
| 1962 | 14900.0 11 | 11900.0 8 | 7640.0 6 | 4390.0 9 | 2800.0 13 | 2080.0 16 | 1720.0 15 | 1460.0 13 | 1070.0 21 | 578.0 27 |
| 1963 | 9750.0 25 | 6410.0 30 | 4160.0 29 | 3290.0 24 | 2650.0 16 | 1550.0 27 | 1120.0 34 | 887.0 38 | 648.0 38 | 375.0 36 |
| 1964 | 26000.0 1 | 20100.0 1 | 12700.0 2 | 7650.0 3 | 4210.0 4 | 2570.0 4 | 1810.0 9 | 1490.0 12 | 1030.0 24 | 531.0 31 |
| 1965 | 4440.0 39 | 3980.0 39 | 3040.0 37 | 1830.0 38 | 1730.0 36 | 1250.0 36 | 1110.0 35 | 977.0 35 | 728.0 35 | 450.0 35 |
| 1966 | 10200.0 23 | 6670.0 28 | 4530.0 24 | 3000.0 30 | 2210.0 28 | 1460.0 32 | 1480.0 24 | 1350.0 22 | 1060.0 22 | 586.0 25 |
| 1967 | 6640.0 38 | 5000.0 37 | 3500.0 34 | 2440.0 34 | 1760.0 35 | 1270.0 34 | 1180.0 32 | 1050.0 31 | 855.0 33 | 483.0 33 |
| 1968 | 8110.0 34 | 6110.0 32 | 4370.0 27 | 3130.0 28 | 2190.0 29 | 1480.0 30 | 1510.0 23 | 1220.0 28 | 1120.0 15 | 646.0 17 |
| 1969 | 12000.0 16 | 10300.0 13 | 5940.0 15 | 3970.0 13 | 2650.0 17 | 1820.0 23 | 1390.0 27 | 1250.0 25 | 1090.0 18 | 638.0 18 |

HIGHEST MEAN DISCHARGE, IN CFS, AND RANKING, FOR THE FOLLOWING NUMBER OF CONSECUTIVE DAYS IN YEAR ENDING SEPTEMBER 30

| YEAR | 1 | 3 | 7 | 15 | 30 | 60 | 90 | 120 | 183 | ANNUAL |
|---|---|---|---|---|---|---|---|---|---|---|
| 1970 | 9580.0 26 | 7100.0 24 | 4140.0 30 | 2910.0 31 | 2130.0 30 | 2030.0 17 | 1730.0 14 | 1510.0 10 | 1160.0 13 | 660.0 15 |
| 1971 | 11000.0 22 | 7830.0 18 | 4790.0 20 | 3200.0 26 | 2240.0 27 | 1490.0 29 | 1300.0 30 | 1110.0 30 | 942.0 30 | 592.0 23 |
| 1972 | 8310.0 33 | 7270.0 23 | 5380.0 17 | 4010.0 12 | 2420.0 23 | 1930.0 20 | 1630.0 20 | 1360.0 21 | 1050.0 23 | 578.0 26 |
| 1973 | 13600.0 15 | 7710.0 19 | 4520.0 25 | 3220.0 25 | 2300.0 25 | 2130.0 13 | 1660.0 17 | 1430.0 14 | 1380.0 8 | 937.0 5 |

STATISTICS ON NORMAL MONTHLY MEANS(ALL DAYS)

| OCT | NOV | DEC | JAN | FEB | MARCH | APRIL | MAY | JUNE | JULY | AUG | SEPT |
|---|---|---|---|---|---|---|---|---|---|---|---|
| BY ROWS(MEAN,VARIANCE,STANDARD DEVIATION, SKEWNESS, COEFF. OF VARIATION,PERCENTAGE OF AVERAGE FLOW) | | | | | | | | | | | |
| 0.1091E+03 | 0.2711E+03 | 0.5480E+03 | 0.1113E+04 | 0.1126E+04 | 0.1437E+04 | 0.1139E+04 | 0.7628E+03 | 0.4225E+03 | 0.2610E+03 | 0.1565E+03 | 0.1203E+03 |
| 0.1470E+05 | 0.1154E+06 | 0.3236E+06 | 0.1633E+07 | 0.6384E+06 | 0.8485E+06 | 0.4148E+06 | 0.3804E+06 | 0.1509E+06 | 0.6007E+05 | 0.2331E+05 | 0.1474E+05 |
| 0.1212E+03 | 0.3397E+03 | 0.5689E+03 | 0.1278E+04 | 0.7990E+03 | 0.9211E+03 | 0.6440E+03 | 0.6168E+03 | 0.3885E+03 | 0.2451E+03 | 0.1527E+03 | 0.1214E+03 |
| 0.1803E+01 | 0.1779E+01 | 0.1560E+01 | 0.2336E+01 | 0.9195E+00 | 0.1170E+01 | 0.5507E+00 | 0.1552E+01 | 0.2048E+01 | 0.2553E+01 | 0.2620E+01 | 0.1900E+01 |
| 0.1111E+01 | 0.1253E+01 | 0.1038E+01 | 0.1148E+01 | 0.7097E+00 | 0.6410E+00 | 0.5653E+00 | 0.8086E+00 | 0.9195E+00 | 0.9389E+00 | 0.9753E+00 | 0.1009E+01 |
| 0.1462E+01 | 0.3630E+01 | 0.7339E+01 | 0.1491E+02 | 0.1508E+02 | 0.1925E+02 | 0.1526E+02 | 0.1022E+02 | 0.5659E+01 | 0.3496E+01 | 0.2096E+01 | 0.1611E+01 |

STATISTICS ON NORMAL ANNUAL MEANS(ALL DAYS)

| MEAN | VARIANCE | STANDARD DEVIATION | SKEWNESS | COEFF. OF VARIATION | SERIAL CORR |
|---|---|---|---|---|---|
| 0.6199E+03 | 0.5550E+05 | 0.2356E+03 | 0.1994E+00 | 0.3800E+00 | 0.2100E+00 |

STATISTICS ON LOG MONTHLY MEANS(ALL DAYS)

| OCT | NOV | DEC | JAN | FEB | MARCH | APRIL | MAY | JUNE | JULY | AUG | SEPT |
|---|---|---|---|---|---|---|---|---|---|---|---|
| BY ROWS(MEAN,VARIANCE,STANDARD DEVIATION, SKEWNESS, COEFF. OF VARIATION,PERCENTAGE OF AVERAGE FLOW) | | | | | | | | | | | |
| 0.1817E+01 | 0.2125E+01 | 0.2458E+01 | 0.2822E+01 | 0.2908E+01 | 0.3054E+01 | 0.2983E+01 | 0.2749E+01 | 0.2480E+01 | 0.2278E+01 | 0.2055E+01 | 0.1917E+01 |
| 0.1892E+00 | 0.2823E+00 | 0.3254E+00 | 0.2076E+00 | 0.1661E+00 | 0.1160E+00 | 0.6902E-01 | 0.1280E+00 | 0.1282E+00 | 0.1187E+00 | 0.1151E+00 | 0.1330E+00 |
| 0.4350E+00 | 0.5313E+00 | 0.5765E+00 | 0.4556E+00 | 0.4076E+00 | 0.3406E+00 | 0.2627E+00 | 0.3578E+00 | 0.3580E+00 | 0.3445E+00 | 0.3392E+00 | 0.3647E+00 |
| 0.4403E+00 | 0.2646E+00 | -0.4934E+00 | -0.6415E-02 | -0.8750E+00 | -0.1178E+01 | -0.1430E+00 | -0.1890E+00 | 0.1324E+00 | 0.2514E+00 | 0.4129E+00 | 0.5357E+00 |
| 0.2394E+00 | 0.2501E+00 | 0.2321E+00 | 0.1615E+00 | 0.1401E+00 | 0.1115E+00 | 0.8806E-01 | 0.1302E+00 | 0.1443E+00 | 0.1512E+00 | 0.1651E+00 | 0.1903E+00 |
| 0.6128E+01 | 0.7167E+01 | 0.8290E+01 | 0.9518E+01 | 0.9610E+01 | 0.1030E+02 | 0.1006E+02 | 0.9272E+01 | 0.8367E+01 | 0.7685E+01 | 0.6931E+01 | 0.6466E+01 |

STATISTICS ON LOG ANNUAL MEANS(ALL DAYS)

| MEAN | VARIANCE | STANDARD DEVIATION | SKEWNESS | COEFF. OF VARIATION | SERIAL CORR |
|---|---|---|---|---|---|
| 0.2753E+01 | 0.4187E-01 | 0.2046E+00 | -0.1377E+01 | 0.7432E-01 | 0.1191E+00 |

ANNUAL PEAKS

| | | | |
|---|---|---|---|
| 1910 | 8600 | 1951 | 15100 |
| 1911 | 10900 | 1952 | 13400 |
| 1912 | 4600 | 1953 | 7550 |
| 1913 | 25800 | 1954 | 4300 |
| 1915 | 7900 | 1955 | 11800 |
| 1916 | 11300 | 1956 | 11200 |
| 1932 | 10000 | 1957 | 17100 |
| 1933 | 19900 | 1958 | 12200 |
| 1934 | 4250 | 1959 | 28500 |
| 1935 | 18900 | 1960 | 19400 |
| 1936 | 9330 | 1961 | 25600 |
| 1937 | 26000 | 1962 | 16200 |
| 1938 | 14300 | 1963 | 11200 |
| 1939 | 11600 | 1964 | 28400 |
| 1940 | 12600 | 1965 | 5370 |
| 1941 | 2670 | 1966 | 11100 |
| 1942 | 9900 | 1967 | 8480 |
| 1943 | 20500 | 1968 | 9010 |
| 1944 | 10200 | 1969 | 14200 |
| 1945 | 22300 | 1970 | 12300 |
| 1946 | 11800 | 1971 | 13200 |
| 1947 | 10000 | 1972 | 9480 |
| 1948 | 18100 | 1973 | 14700 |
| 1949 | 12900 | | |
| 1950 | 16300 | | |

## 03303300 Middle Fork Anderson River at Bristow, Ind.

LOCATION.--Lat 38°08'19", long 86°43'16", in SW¼NE¼ sec.27, T.4 S., R.3 W., Perry County, on left bank at downstream side of bridge on State Highway 145 at Bristow, 2.0 miles (3.2 km) downstream from Coon Branch, and 6.0 miles (9.7 km) upstream from Sulphur Fork Creek.

DRAINAGE AREA.--39.8 $mi^2$ (103.1 $km^2$).

REMARKS.--Flow regulated by Soil Conservation Service control structures beginning June 1967.

### DURATION TABLE OF DAILY DISCHARGE FOR YEAR ENDING SEPTEMBER 30

| CLASS | 0 | 1 | 2 | 3 | 4 | 5 | 6 | 7 | 8 | 9 | 10 | 11 | 12 | 13 | 14 | 15 | 16 | 17 | 18 | 19 | 20 | 21 | 22 | 23 | 24 | 25 | 26 | 27 | 28 | 29 | 30 | 31 | 32 | 33 | 34 |
|---|---|---|---|---|---|---|---|---|---|---|---|---|---|---|---|---|---|---|---|---|---|---|---|---|---|---|---|---|---|---|---|---|---|---|---|
| YEAR | NUMBER OF DAYS IN CLASS | | | | | | | | | | | | | | | | | | | | | | | | | | | | | | | | | | CFS_DAYS |
| 1962 | 62 | | | | | | | 20 | 8 | 3 | 6 | 7 | 10 | 3 | 14 | 11 | 13 | 9 | 13 | 36 | 26 | 38 | 34 | 18 | 13 | 8 | 5 | 1 | 2 | 1 | 2 | 2 | | | 15239.8 |
| 1963 | 3 | | | | | | | 16 | 9 | 7 | 15 | 20 | 11 | 12 | 8 | 27 | 32 | 35 | 32 | 48 | 26 | 14 | 13 | 13 | 6 | 5 | 4 | 1 | 3 | 2 | | 3 | | | 12667.6 |
| 1964 | 145 | | | | | | | 4 | 5 | 10 | 10 | 11 | 9 | 17 | 16 | 13 | 17 | 11 | 11 | 11 | 12 | 19 | 7 | 8 | 9 | 8 | 1 | 3 | 2 | 3 | 1 | | 1 | 2 | 18217.3 |
| 1965 | 102 | | | | | | | 2 | | 2 | | 7 | 17 | 8 | 17 | 18 | 15 | 10 | 6 | 19 | 15 | 30 | 27 | 27 | 16 | 10 | 8 | 6 | 1 | 2 | | | | | 12808.3 |
| 1966 | 33 | | | | | | | 25 | 7 | 3 | 5 | 8 | 31 | 33 | 16 | 37 | 16 | 11 | 9 | 16 | 21 | 24 | 18 | 15 | 11 | 7 | 2 | 5 | 2 | 3 | 5 | 2 | | | 18036.6 |
| 1967 | 35 | 3 | 6 | | 10 | 3 | | 18 | 11 | 9 | 11 | 6 | 9 | 8 | 7 | 13 | 11 | 21 | 18 | 45 | 28 | 25 | 16 | 11 | 10 | 8 | 11 | 2 | 1 | 3 | 4 | 2 | | | 17545.3 |
| 1968 | 29 | 2 | 4 | 1 | 2 | 1 | 3 | 6 | 7 | 5 | 7 | 4 | 6 | 13 | 10 | 13 | 23 | 24 | 27 | 17 | 19 | 26 | 32 | 27 | 13 | 11 | 11 | 8 | 5 | 6 | 4 | | | | 22419.8 |
| 1969 | 12 | 1 | 1 | | | | 5 | 10 | 7 | 11 | 13 | 7 | 2 | 8 | 8 | 11 | 13 | 16 | 13 | 47 | 38 | 35 | 20 | 22 | 18 | 12 | 6 | 7 | 7 | 7 | 8 | | | | 26732.6 |
| 1970 | | | | | | 3 | 5 | 16 | 14 | 13 | 11 | 21 | 7 | 16 | 13 | 9 | 5 | 12 | 11 | 31 | 21 | 32 | 27 | 30 | 26 | 13 | 13 | 7 | 3 | 4 | 1 | | 1 | | 21007.0 |
| 1971 | 3 | 2 | 1 | 1 | 2 | 2 | | 1 | | | 2 | 5 | 7 | 11 | 6 | 7 | 8 | 21 | 24 | 55 | 48 | 31 | 34 | 39 | 22 | 11 | 10 | 7 | 4 | 1 | | | | | 17542.9 |
| 1972 | 16 | 1 | | | 1 | 4 | | 1 | 3 | 1 | 31 | 23 | 14 | 5 | 9 | 2 | 2 | 3 | 20 | 27 | 30 | 34 | 38 | 32 | 23 | 13 | 8 | 6 | 12 | 3 | 4 | | | | 24553.2 |
| 1973 | | | | 2 | | 1 | | 12 | 2 | 4 | 11 | 10 | 22 | 15 | 7 | 15 | 6 | 10 | 18 | 21 | 25 | 28 | 39 | 30 | 38 | 15 | 9 | 11 | 12 | 2 | | | | | 23005.9 |

| CLASS | CFS | TOTAL | ACCUM | PERCT | CLASS | CFS | TOTAL | ACCUM | PERCT | CLASS | CFS | TOTAL | ACCUM | PERCT | CLASS | CFS | TOTAL | ACCUM | PERCT |
|---|---|---|---|---|---|---|---|---|---|---|---|---|---|---|---|---|---|---|---|
| 0 | 0.00 | 440 | 4383 | 100.0 | 9 | 0.30 | 68 | 3672 | 83.8 | 18 | 8.4 | 202 | 2408 | 54.9 | 27 | 250 | 64 | 197 | 4.4 |
| 1 | 0.01 | 9 | 3943 | 90.0 | 10 | 0.40 | 122 | 3604 | 82.2 | 19 | 12.0 | 373 | 2206 | 50.3 | 28 | 360 | 54 | 133 | 3.0 |
| 2 | 0.02 | 12 | 3934 | 89.8 | 11 | 0.60 | 129 | 3482 | 79.4 | 20 | 18.0 | 309 | 1833 | 41.8 | 29 | 520 | 37 | 79 | 1.8 |
| 3 | 0.03 | 4 | 3922 | 89.5 | 12 | 0.90 | 145 | 3353 | 76.5 | 21 | 26.0 | 336 | 1524 | 34.8 | 30 | 760 | 29 | 42 | .9 |
| 4 | 0.04 | 15 | 3918 | 89.4 | 13 | 1.30 | 149 | 3208 | 73.2 | 22 | 38.0 | 305 | 1188 | 27.1 | 31 | 1100 | 9 | 13 | .2 |
| 5 | 0.06 | 14 | 3903 | 89.0 | 14 | 1.90 | 131 | 3059 | 69.8 | 23 | 55.0 | 272 | 883 | 20.1 | 32 | 1600 | 2 | 4 | .0 |
| 6 | 0.09 | 13 | 3889 | 88.7 | 15 | 2.70 | 176 | 2928 | 66.8 | 24 | 80.0 | 205 | 611 | 13.9 | 33 | 2300 | 2 | 2 | .0 |
| 7 | 0.10 | 131 | 3876 | 88.4 | 16 | 4.00 | 161 | 2752 | 62.8 | 25 | 120.0 | 121 | 406 | 9.3 | 34 | | | | |
| 8 | 0.20 | 73 | 3745 | 85.4 | 17 | 5.80 | 183 | 2591 | 59.1 | 26 | 170.0 | 88 | 285 | 6.5 | | | | | |

### LOWEST MEAN DISCHARGE, IN CFS, AND RANKING, FOR THE FOLLOWING NUMBER OF CONSECUTIVE DAYS IN YEAR ENDING MARCH 31

| YEAR | 1 | | 3 | | 7 | | 14 | | 30 | | 60 | | 90 | | 120 | | 183 | | ANNUAL | |
|---|---|---|---|---|---|---|---|---|---|---|---|---|---|---|---|---|---|---|---|---|
| 1963 | 0.00 | 1 | 0.00 | 1 | 0.00 | 1 | 0.00 | 1 | 0.04 | 5 | 1.77 | 9 | 2.03 | 6 | 2.23 | 4 | 3.48 | 3 | 34.30 | 1 |
| 1964 | 0.00 | 2 | 0.00 | 2 | 0.00 | 2 | 0.00 | 2 | 0.00 | 1 | 0.00 | 1 | 0.00 | 1 | 0.14 | 2 | 1.11 | 1 | 42.30 | 4 |
| 1965 | 0.00 | 3 | 0.00 | 3 | 0.00 | 3 | 0.00 | 3 | 0.00 | 2 | 0.00 | 2 | 0.00 | 2 | 0.01 | 1 | 1.55 | 2 | 41.20 | 3 |
| 1966 | 0.00 | 4 | 0.00 | 4 | 0.00 | 4 | 0.00 | 4 | 0.00 | 3 | 1.41 | 8 | 2.01 | 5 | 4.41 | 9 | 5.36 | 5 | 36.10 | 2 |
| 1967 | 0.00 | 5 | 0.00 | 5 | 0.00 | 5 | 0.00 | 5 | 0.19 | 8 | 1.07 | 6 | 2.08 | 7 | 2.52 | 5 | 3.62 | 4 | 49.40 | 5 |
| 1968 | 0.00 | 6 | 0.00 | 6 | 0.00 | 6 | 0.00 | 6 | 0.00 | 4 | 0.02 | 3 | 2.08 | 8 | 2.74 | 6 | 5.50 | 6 | 59.00 | 7 |
| 1969 | 0.00 | 7 | 0.00 | 7 | 0.00 | 7 | 0.00 | 7 | 0.09 | 6 | 0.30 | 4 | 0.88 | 3 | 1.17 | 3 | 6.47 | 8 | 63.00 | 9 |
| 1970 | 0.13 | 10 | 0.16 | 10 | 0.23 | 10 | 0.35 | 10 | 0.46 | 10 | 0.73 | 5 | 11.90 | 11 | 18.50 | 11 | 26.40 | 11 | 63.90 | 10 |
| 1971 | 0.00 | 8 | 0.00 | 8 | 0.01 | 9 | 0.04 | 9 | 0.34 | 9 | 2.21 | 10 | 2.30 | 9 | 3.90 | 8 | 12.40 | 9 | 62.90 | 8 |
| 1972 | 0.44 | 11 | 0.51 | 11 | 0.65 | 11 | 1.99 | 11 | 3.32 | 11 | 6.82 | 11 | 8.58 | 10 | 13.40 | 10 | 17.00 | 10 | 49.60 | 6 |
| 1973 | 0.00 | 9 | 0.00 | 9 | 0.00 | 8 | 0.00 | 8 | 0.15 | 7 | 1.08 | 7 | 1.54 | 4 | 2.76 | 7 | 5.53 | 7 | 71.40 | 11 |

### HIGHEST MEAN DISCHARGE, IN CFS, AND RANKING, FOR THE FOLLOWING NUMBER OF CONSECUTIVE DAYS IN YEAR ENDING SEPTEMBER 30

| YEAR | 1 | | 3 | | 7 | | 15 | | 30 | | 60 | | 90 | | 120 | | 183 | | ANNUAL | |
|---|---|---|---|---|---|---|---|---|---|---|---|---|---|---|---|---|---|---|---|---|
| 1962 | 1490.0 | 5 | 1030.0 | 3 | 558.0 | 6 | 302.0 | 10 | 188.0 | 9 | 155.0 | 6 | 128.0 | 8 | 106.0 | 9 | 79.9 | 10 | 41.8 | 10 |
| 1963 | 1580.0 | 3 | 838.0 | 8 | 461.0 | 9 | 401.0 | 4 | 267.0 | 3 | 145.0 | 8 | 108.0 | 11 | 84.5 | 12 | 62.3 | 12 | 34.7 | 12 |
| 1964 | 4870.0 | 1 | 2570.0 | 1 | 1550.0 | 1 | 777.0 | 1 | 407.0 | 1 | 282.0 | 1 | 195.0 | 1 | 149.0 | 2 | 99.3 | 6 | 49.8 | 6 |
| 1965 | 580.0 | 11 | 493.0 | 10 | 310.0 | 12 | 166.0 | 12 | 158.0 | 12 | 115.0 | 12 | 99.7 | 12 | 89.5 | 11 | 65.0 | 11 | 35.1 | 11 |
| 1966 | 1550.0 | 4 | 898.0 | 5 | 575.0 | 4 | 353.0 | 6 | 238.0 | 5 | 137.0 | 9 | 144.0 | 5 | 131.0 | 5 | 96.2 | 7 | 49.4 | 7 |
| 1967 | 1400.0 | 6 | 1190.0 | 2 | 571.0 | 5 | 374.0 | 5 | 230.0 | 6 | 148.0 | 7 | 133.0 | 7 | 110.0 | 7 | 91.2 | 8 | 48.1 | 8 |
| 1968 | 917.0 | 9 | 562.0 | 9 | 516.0 | 8 | 311.0 | 9 | 179.0 | 10 | 126.0 | 11 | 127.0 | 9 | 109.0 | 8 | 112.0 | 4 | 61.3 | 4 |
| 1969 | 1070.0 | 7 | 892.0 | 6 | 660.0 | 3 | 422.0 | 3 | 266.0 | 4 | 184.0 | 5 | 142.0 | 6 | 135.0 | 3 | 118.0 | 2 | 73.2 | 1 |
| 1970 | 2030.0 | 2 | 943.0 | 4 | 557.0 | 7 | 322.0 | 8 | 218.0 | 8 | 186.0 | 4 | 152.0 | 3 | 131.0 | 4 | 104.0 | 5 | 57.6 | 5 |
| 1971 | 676.0 | 10 | 492.0 | 11 | 334.0 | 11 | 244.0 | 11 | 179.0 | 11 | 129.0 | 10 | 113.0 | 10 | 100.0 | 10 | 80.7 | 9 | 48.1 | 9 |
| 1972 | 974.0 | 8 | 878.0 | 7 | 721.0 | 2 | 579.0 | 2 | 322.0 | 2 | 239.0 | 2 | 192.0 | 2 | 165.0 | 1 | 125.0 | 1 | 67.1 | 2 |
| 1973 | 573.0 | 12 | 485.0 | 12 | 422.0 | 10 | 333.0 | 7 | 220.0 | 7 | 194.0 | 3 | 147.0 | 4 | 128.0 | 6 | 115.0 | 3 | 63.0 | 3 |

STATISTICS ON NORMAL MONTHLY MEANS(ALL DAYS)

| OCT | NOV | DEC | JAN | FEB | MARCH | APRIL | MAY | JUNE | JULY | AUG | SEPT |
|---|---|---|---|---|---|---|---|---|---|---|---|
| BY ROWS(MEAN,VARIANCE,STANDARD DEVIATION, SKEWNESS, COEFF. OF VARIATION,PERCENTAGE OF AVERAGE FLOW) | | | | | | | | | | | |
| 0.4099E+01 | 0.1576E+02 | 0.6394E+02 | 0.7316E+02 | 0.9191E+02 | 0.1451E+03 | 0.1281E+03 | 0.6514E+02 | 0.1758E+02 | 0.1521E+02 | 0.6207E+01 | 0.5201E+01 |
| 0.5586E+02 | 0.2256E+03 | 0.2863E+04 | 0.3019E+04 | 0.3354E+04 | 0.1020E+05 | 0.7531E+04 | 0.2307E+04 | 0.3163E+03 | 0.8920E+03 | 0.9301E+02 | 0.8422E+02 |
| 0.7474E+01 | 0.1515E+02 | 0.5351E+02 | 0.5494E+02 | 0.5791E+02 | 0.1010E+03 | 0.8678E+02 | 0.4803E+02 | 0.1778E+02 | 0.2987E+02 | 0.9644E+01 | 0.9177E+01 |
| 0.2446E+01 | 0.7834E+00 | 0.6029E+00 | 0.1056E+01 | 0.1233E+00 | 0.1504E+01 | 0.7063E+00 | 0.1307E+01 | 0.1247E+01 | 0.3000E+01 | 0.2946E+01 | 0.2537E+01 |
| 0.1823E+01 | 0.5617E+00 | 0.8368E+00 | 0.7510E+00 | 0.6301E+00 | 0.6962E+00 | 0.6772E+00 | 0.7373E+00 | 0.1012E+01 | 0.1963E+01 | 0.1554E+01 | 0.1765E+01 |
| 0.6492E+00 | 0.2496E+01 | 0.1013E+02 | 0.1159E+02 | 0.1456E+02 | 0.2297E+02 | 0.2030E+02 | 0.1032E+02 | 0.2784E+01 | 0.2409E+01 | 0.9831E+00 | 0.8237E+00 |

STATISTICS ON NORMAL ANNUAL MEANS(ALL DAYS)

| MEAN | VARIANCE | STANDARD DEVIATION | SKEWNESS | COEFF. OF VARIATION | SERIAL CORR |
|---|---|---|---|---|---|
| 0.5242E+02 | 0.1498E+03 | 0.1224E+02 | 0.1198E+00 | 0.2335E+00 | 0.4455E+00 |

STATISTICS ON LOG MONTHLY MEANS(ALL DAYS)

| OCT | NOV | DEC | JAN | FEB | MARCH | APRIL | MAY | JUNE | JULY | AUG | SEPT |
|---|---|---|---|---|---|---|---|---|---|---|---|
| BY ROWS(MEAN,VARIANCE,STANDARD DEVIATION, SKEWNESS, COEFF. OF VARIATION,PERCENTAGE OF AVERAGE FLOW) | | | | | | | | | | | |
| -0.7366E-01 | 0.9217E+00 | 0.1523E+01 | 0.1688E+01 | 0.1830E+01 | 0.2075E+01 | 0.1994E+01 | 0.1702E+01 | 0.1010E+01 | 0.6461E+00 | 0.2505E+00 | 0.3115E+00 |
| 0.1125E+01 | 0.3626E+00 | 0.4684E+00 | 0.2557E+00 | 0.1787E+00 | 0.8163E-01 | 0.1279E+00 | 0.1185E+00 | 0.2544E+00 | 0.5037E+00 | 0.9407E+00 | 0.374+0E+00 |
| 0.1061E+01 | 0.6022E+00 | 0.6844E+00 | 0.5056E+00 | 0.4227E+00 | 0.2857E+00 | 0.3576E+00 | 0.3442E+00 | 0.5044E+00 | 0.7097E+00 | 0.9699E+00 | 0.6116E+00 |
| -0.5482E+00 | -0.5133E+00 | -0.1343E+01 | -0.1482E+01 | -0.1266E+01 | 0.1981E+00 | -0.5999E+00 | -0.5337E+00 | -0.9135E-01 | 0.3721E+00 | -0.1157E+01 | 0.4757E+00 |
| -0.1440E+02 | 0.6533E+00 | 0.4493E+00 | 0.2996E+00 | 0.2310E+00 | 0.1377E+00 | 0.1794E+00 | 0.2022E+00 | 0.4995E+00 | 0.1099E+01 | 0.3871E+01 | 0.1963E+01 |
| -0.5308E+00 | 0.6641E+01 | 0.1098E+02 | 0.1216E+02 | 0.1319E+02 | 0.1495E+02 | 0.1437E+02 | 0.1227E+02 | 0.7276E+01 | 0.4656E+01 | 0.1805E+01 | 0.2245E+01 |

STATISTICS ON LOG ANNUAL MEANS(ALL DAYS)

| MEAN | VARIANCE | STANDARD DEVIATION | SKEWNESS | COEFF. OF VARIATION | SERIAL CORR |
|---|---|---|---|---|---|
| 0.1708E+01 | 0.1090E-01 | 0.1044E+00 | -0.2773E+00 | 0.6112E-01 | 0.4187E+00 |

ANNUAL PEAKS

| | |
|---|---|
| 1959 | 15000 |
| 1962 | 3400 |
| 1963 | 3110 |
| 1964 | 6360 |
| 1965 | 1190 |
| 1966 | 2570 |
| 1967 | 2340 |
| 1968 | 1570 |
| 1969 | 1600 |
| 1970 | 4120 |
| 1971 | 955 |
| 1972 | 1820 |
| 1973 | 805 |

## 03303400 Crooked Creek at Santa Claus, Ind.

LOCATION.--Lat 38°07'05", long 86°53'24", in SW¼SE¼ sec.31, T.4 S., R.4 W., Spencer County, on right bank at upstream side of county road bridge, 1.3 miles (2.1 km) east of Santa Claus Post Office, and 1.8 miles (2.9 km) upstream from unnamed right-bank tributary.

DRAINAGE AREA.--7.86 mi² (20.36 km²).

DURATION TABLE OF DAILY DISCHARGE FOR YEAR ENDING SEPTEMBER 30

| CLASS | 0 | 1 | 2 | 3 | 4 | 5 | 6 | 7 | 8 | 9 | 10 | 11 | 12 | 13 | 14 | 15 | 16 | 17 | 18 | 19 | 20 | 21 | 22 | 23 | 24 | 25 | 26 | 27 | 28 | 29 | 30 | 31 | 32 | 33 | 34 | CFS_DAYS |
|---|---|---|---|---|---|---|---|---|---|---|---|---|---|---|---|---|---|---|---|---|---|---|---|---|---|---|---|---|---|---|---|---|---|---|---|---|
| YEAR | NUMBER OF DAYS IN CLASS | | | | | | | | | | | | | | | | | | | | | | | | | | | | | | | | | | | |
| 1970 | 57 | 2 | 5 | 4 | 11 | 7 | 2 | 20 | 9 | 8 | 9 | 9 | 5 | 10 | 9 | 13 | 34 | 24 | 18 | 16 | 20 | 23 | 17 | 9 | 5 | 8 | 2 | 4 | 3 | | 1 | 1 | | | | 4328.1 |
| 1971 | 24 | 2 | 11 | 6 | 7 | 15 | 4 | 18 | 13 | 10 | 11 | 9 | 6 | 16 | 22 | 34 | 32 | 23 | 18 | 21 | 13 | 15 | 10 | 4 | 4 | 7 | 3 | 2 | 4 | 1 | | | | | | 3088.2 |
| 1972 | 47 | 4 | 2 | 7 | 7 | 11 | 9 | 44 | 19 | 15 | 5 | 7 | 12 | 7 | 12 | 18 | 29 | 19 | 22 | 17 | 12 | 8 | 6 | 9 | 2 | 5 | 1 | 1 | 4 | 2 | 3 | | | | | 3543.2 |
| 1973 | 71 | 5 | 4 | 3 | 7 | 3 | 2 | 5 | 3 | 2 | 8 | 8 | 23 | 13 | 17 | 14 | 23 | 15 | 28 | 24 | 13 | 15 | 16 | 12 | 7 | 6 | 7 | 6 | 2 | 1 | 2 | | | | | 4539.2 |

| CLASS | CFS | TOTAL | ACCUM | PERCT | CLASS | CFS | TOTAL | ACCUM | PERCT | CLASS | CFS | TOTAL | ACCUM | PERCT | CLASS | CFS | TOTAL | ACCUM | PERCT |
|---|---|---|---|---|---|---|---|---|---|---|---|---|---|---|---|---|---|---|---|
| 0 | 0.00 | 199 | 1461 | 100.0 | 9 | 0.30 | 35 | 991 | 67.8 | 18 | 5.3 | 86 | 460 | 31.5 | 27 | 90 | 13 | 37 | 2.5 |
| 1 | 0.01 | 13 | 1262 | 86.4 | 10 | 0.40 | 33 | 956 | 65.4 | 19 | 7.3 | 78 | 374 | 25.6 | 28 | 120 | 13 | 24 | 1.6 |
| 2 | 0.02 | 22 | 1249 | 85.5 | 11 | 0.60 | 33 | 923 | 63.2 | 20 | 10.0 | 58 | 296 | 20.3 | 29 | 170 | 4 | 11 | .7 |
| 3 | 0.03 | 20 | 1227 | 84.0 | 12 | 0.80 | 46 | 890 | 60.9 | 21 | 14.0 | 61 | 238 | 16.3 | 30 | 230 | 6 | 7 | .4 |
| 4 | 0.04 | 32 | 1207 | 82.6 | 13 | 1.10 | 46 | 844 | 57.8 | 22 | 19.0 | 49 | 177 | 12.1 | 31 | 320 | 1 | 1 | .0 |
| 5 | 0.06 | 36 | 1175 | 80.4 | 14 | 1.50 | 60 | 798 | 54.6 | 23 | 26.0 | 34 | 128 | 8.8 | 32 | | | | |
| 6 | 0.09 | 17 | 1139 | 78.0 | 15 | 2.10 | 79 | 738 | 50.5 | 24 | 35.0 | 18 | 94 | 6.4 | 33 | | | | |
| 7 | 0.10 | 87 | 1122 | 76.8 | 16 | 2.80 | 118 | 659 | 45.1 | 25 | 48.0 | 26 | 76 | 5.2 | 34 | | | | |
| 8 | 0.20 | 44 | 1035 | 70.8 | 17 | 3.90 | 81 | 541 | 37.0 | 26 | 66.0 | 13 | 50 | 3.4 | | | | | |

LOWEST MEAN DISCHARGE, IN CFS, AND RANKING, FOR THE FOLLOWING NUMBER OF CONSECUTIVE DAYS IN YEAR ENDING MARCH 31

| YEAR | 1 | | 3 | | 7 | | 14 | | 30 | | 60 | | 90 | | 120 | | 183 | | ANNUAL | |
|---|---|---|---|---|---|---|---|---|---|---|---|---|---|---|---|---|---|---|---|---|
| 1971 | 0.00 | 1 | 0.00 | 1 | 0.00 | 1 | 0.00 | 1 | 0.00 | 1 | 0.17 | 2 | 0.65 | 2 | 0.80 | 2 | 2.34 | 3 | 11.50 | 2 |
| 1972 | 0.00 | 2 | 0.00 | 2 | 0.00 | 2 | 0.01 | 3 | 0.05 | 3 | 0.36 | 3 | 0.73 | 3 | 1.36 | 3 | 1.23 | 2 | 6.51 | 1 |
| 1973 | 0.00 | 3 | 0.00 | 3 | 0.00 | 3 | 0.00 | 2 | 0.01 | 2 | 0.06 | 1 | 0.14 | 1 | 0.25 | 1 | 0.40 | 1 | 12.80 | 3 |

HIGHEST MEAN DISCHARGE, IN CFS, AND RANKING, FOR THE FOLLOWING NUMBER OF CONSECUTIVE DAYS IN YEAR ENDING SEPTEMBER 30

| YEAR | 1 | | 3 | | 7 | | 15 | | 30 | | 60 | | 90 | | 120 | | 183 | | ANNUAL | |
|---|---|---|---|---|---|---|---|---|---|---|---|---|---|---|---|---|---|---|---|---|
| 1970 | 650.0 | 1 | 255.0 | 2 | 133.0 | 2 | 65.8 | 2 | 43.3 | 2 | 39.7 | 2 | 32.8 | 1 | 27.0 | 1 | 22.3 | 2 | 11.9 | 2 |
| 1971 | 185.0 | 4 | 96.3 | 4 | 63.0 | 4 | 50.4 | 4 | 33.1 | 4 | 24.7 | 4 | 22.8 | 4 | 19.1 | 4 | 14.7 | 4 | 8.5 | 4 |
| 1972 | 301.0 | 3 | 272.0 | 1 | 170.0 | 1 | 101.0 | 1 | 52.5 | 1 | 42.4 | 1 | 31.3 | 2 | 26.7 | 2 | 19.0 | 3 | 9.7 | 3 |
| 1973 | 316.0 | 2 | 151.0 | 3 | 96.4 | 3 | 63.5 | 3 | 41.6 | 3 | 38.2 | 3 | 30.1 | 3 | 25.9 | 3 | 23.2 | 1 | 12.4 | 1 |

STATISTICS ON NORMAL MONTHLY MEANS(ALL DAYS)

| OCT | NOV | DEC | JAN | FEB | MARCH | APRIL | MAY | JUNE | JULY | AUG | SEPT |
|---|---|---|---|---|---|---|---|---|---|---|---|

BY ROWS(MEAN,VARIANCE,STANDARD DEVIATION, SKEWNESS, COEFF. OF VARIATION,PERCENTAGE OF AVERAGE FLOW)

| | | | | | | | | | | | |
|---|---|---|---|---|---|---|---|---|---|---|---|
| 0.1746E+01 | 0.7114E+01 | 0.1558E+02 | 0.1199E+02 | 0.2157E+02 | 0.2607E+02 | 0.3418E+02 | 0.4822E+01 | 0.2169E+01 | 0.1433E+01 | 0.1213E+01 | 0.4406E+00 |
| 0.7363E+01 | 0.4859E+02 | 0.7260E+02 | 0.1657E+02 | 0.8721E+02 | 0.1928E+03 | 0.3917E+03 | 0.8105E+01 | 0.3392E+01 | 0.1818E+01 | 0.2399E+01 | 0.4206E+00 |
| 0.2717E+01 | 0.6570E+01 | 0.8520E+01 | 0.4071E+01 | 0.9339E+01 | 0.1389E+02 | 0.1979E+02 | 0.2847E+01 | 0.1842E+01 | 0.1348E+01 | 0.1549E+01 | 0.6485E+00 |
| 0.1946E+01 | 0.9982E+00 | 0.1793E+01 | 0.738OE-01 | 0.1027E+01 | -0.5237E+00 | -0.1309E+01 | 0.1618E+01 | 0.1048E+00 | 0.8689E+00 | 0.1758E+01 | 0.1593E+01 |
| 0.1556E+01 | 0.9798E+00 | 0.5470E+00 | 0.3396E+00 | 0.4330E+00 | 0.5327E+00 | 0.5790E+00 | 0.5904E+00 | 0.8489E+00 | 0.9409E+00 | 0.1276E+01 | 0.1472E+01 |
| 0.1361E+01 | 0.5544E+01 | 0.1214E+02 | 0.9342E+01 | 0.1681E+02 | 0.2032E+02 | 0.2664E+02 | 0.3758E+01 | 0.1691E+01 | 0.1117E+01 | 0.9456E+00 | 0.3433E+00 |

STATISTICS ON NORMAL ANNUAL MEANS(ALL DAYS)

| MEAN | VARIANCE | STANDARD DEVIATION | SKEWNESS | COEFF. OF VARIATION | SERIAL CORR |
|---|---|---|---|---|---|
| 0.1061E+02 | 0.3458E+01 | 0.1860E+01 | -0.2759E+00 | 0.1753E+00 | -0.4488E+00 |

STATISTICS ON LOG MONTHLY MEANS(ALL DAYS)

| OCT | NOV | DEC | JAN | FEB | MARCH | APRIL | MAY | JUNE | JULY | AUG | SEPT |
|---|---|---|---|---|---|---|---|---|---|---|---|

BY ROWS(MEAN,VARIANCE,STANDARD DEVIATION, SKEWNESS, COEFF. OF VARIATION,PERCENTAGE OF AVERAGE FLOW)

| | | | | | | | | | | | |
|---|---|---|---|---|---|---|---|---|---|---|---|
| -0.2586E+00 | 0.5962E+00 | 0.1152E+01 | 0.1059E+01 | 0.1304E+01 | 0.1353E+01 | 0.1425E+01 | 0.6330E+00 | 0.3445E-01 | -0.4815E-01 | -0.2999E+00 | -0.6146E+00 |
| 0.8392E+00 | 0.4133E+00 | 0.4288E-01 | 0.2289E-01 | 0.3448E-01 | 0.8602E-01 | 0.1774E+00 | 0.5488E-01 | 0.6142E+00 | 0.2905E+00 | 0.6276E+00 | 0.1140E+01 |
| 0.9161E+00 | 0.6425E+00 | 0.2071E+00 | 0.1513E+00 | 0.1657E+00 | 0.2933E+00 | 0.4212E+00 | 0.2343E+00 | 0.7837E+00 | 0.5390E+00 | 0.7922E+00 | 0.1068E+01 |
| -0.3695E+00 | -0.9914E+00 | 0.1546E+01 | 0.346OE-01 | 0.2129E+00 | -0.1147E+01 | -0.1840E+01 | 0.9211E+00 | -0.1615E+01 | -0.5184E+00 | -0.8041E+00 | -0.1719E+01 |
| -0.3068E+01 | 0.1078E+01 | 0.1798E+00 | 0.1428E+00 | 0.1424E+00 | 0.2168E+00 | 0.2956E+00 | 0.3701E+00 | 0.2275E+02 | -0.1119E+02 | -0.2642E+01 | -0.1738E+01 |
| -0.4743E+01 | 0.9471E+01 | 0.1829E+02 | 0.1683E+02 | 0.2071E+02 | 0.2149E+02 | 0.2264E+02 | 0.1006E+02 | 0.5472E+00 | -0.7649E+00 | -0.4764E+01 | -0.9763E+01 |

STATISTICS ON LOG ANNUAL MEANS(ALL DAYS)

| MEAN | VARIANCE | STANDARD DEVIATION | SKEWNESS | COEFF. OF VARIATION | SERIAL CORR |
|---|---|---|---|---|---|
| 0.1021E+01 | 0.6075E-02 | 0.7795E-01 | -0.4036E+00 | 0.7638E-01 | -0.4509E+00 |

ANNUAL PEAKS

| | |
|---|---|
| 1970 | 4100 |
| 1971 | 549 |
| 1972 | 908 |
| 1973 | 549 |

03304000 Little Pigeon Creek near Tennyson, Ind.

LOCATION.--Lat 38°02'45", long 87°07'05", in NE¼ sec.31, T.5 S., R.6 W., at county highway bridge, 1.5 miles (2.4 km) downstream from East Fork and 2.5 miles (4.0 km) south of Tennyson.

DRAINAGE AREA.--150 mi² (388 km²).

DURATION TABLE OF DAILY DISCHARGE FOR YEAR ENDING SEPTEMBER 30

| CLASS | 0 | 1 | 2 | 3 | 4 | 5 | 6 | 7 | 8 | 9 | 10 | 11 | 12 | 13 | 14 | 15 | 16 | 17 | 18 | 19 | 20 | 21 | 22 | 23 | 24 | 25 | 26 | 27 | 28 | 29 | 30 | 31 | 32 | 33 | 34 | |
|---|---|---|---|---|---|---|---|---|---|---|---|---|---|---|---|---|---|---|---|---|---|---|---|---|---|---|---|---|---|---|---|---|---|---|---|---|
| YEAR | NUMBER OF DAYS IN CLASS | | | | | | | | | | | | | | | | | | | | | | | | | | | | | | | | | | | CFS_DAYS |
| 1944 | 125 | 36 | 25 | 13 | 11 | 8 | 8 | 6 | 9 | 6 | 6 | 5 | 3 | 7 | 6 | 3 | 2 | 6 | 10 | 7 | 7 | 7 | 4 | 7 | 7 | 6 | 6 | 7 | 4 | 5 | 2 | 2 | | | | 31152.1 |
| 1945 | 50 | 24 | 6 | 2 | 3 | 4 | 4 | 9 | 3 | 10 | 8 | 11 | 10 | 13 | 10 | 12 | 7 | 11 | 18 | 10 | 11 | 17 | 21 | 10 | 13 | 8 | 9 | 6 | 13 | 12 | 7 | 9 | 2 | 2 | | 92112.5 |
| 1946 | 17 | 3 | 4 | | 2 | 2 | 1 | 4 | 1 | 7 | 11 | 16 | 17 | 18 | 12 | 15 | 6 | 18 | 15 | 19 | 19 | 25 | 14 | 16 | 20 | 16 | 20 | 9 | 10 | 20 | 6 | 2 | | | | 81105.9 |
| 1947 | 61 | 4 | 2 | 3 | 2 | 2 | 12 | 9 | 5 | 5 | 10 | 1 | 11 | 13 | 13 | 13 | 16 | 25 | 21 | 8 | 11 | 8 | 14 | 11 | 12 | 14 | 17 | 15 | 16 | 6 | 5 | | | | | 61171.8 |

| CLASS | CFS | TOTAL | ACCUM | PERCT | CLASS | CFS | TOTAL | ACCUM | PERCT | CLASS | CFS | TOTAL | ACCUM | PERCT | CLASS | CFS | TOTAL | ACCUM | PERCT |
|---|---|---|---|---|---|---|---|---|---|---|---|---|---|---|---|---|---|---|---|
| 0 | 0.00 | 253 | 1461 | 100.0 | 9 | 1.70 | 28 | 981 | 67.1 | 18 | 30.0 | 64 | 618 | 42.3 | 27 | 530 | 37 | 160 | 10.9 |
| 1 | 0.10 | 67 | 1208 | 82.7 | 10 | 2.40 | 35 | 953 | 65.2 | 19 | 42.0 | 44 | 554 | 37.9 | 28 | 720 | 43 | 123 | 8.4 |
| 2 | 0.20 | 37 | 1141 | 78.1 | 11 | 3.30 | 33 | 918 | 62.8 | 20 | 57.0 | 48 | 510 | 34.9 | 29 | 990 | 43 | 80 | 5.4 |
| 3 | 0.30 | 18 | 1104 | 75.6 | 12 | 4.50 | 41 | 885 | 60.6 | 21 | 78.0 | 57 | 462 | 31.6 | 30 | 1400 | 20 | 37 | 2.5 |
| 4 | 0.40 | 18 | 1086 | 74.3 | 13 | 6.20 | 51 | 844 | 57.8 | 22 | 110.0 | 53 | 405 | 27.7 | 31 | 1900 | 13 | 17 | 1.1 |
| 5 | 0.50 | 16 | 1068 | 73.1 | 14 | 8.50 | 41 | 793 | 54.3 | 23 | 150.0 | 44 | 352 | 24.1 | 32 | 2600 | 2 | 4 | .2 |
| 6 | 0.70 | 25 | 1052 | 72.0 | 15 | 12.00 | 43 | 752 | 51.5 | 24 | 200.0 | 52 | 308 | 21.1 | 33 | 3500 | 2 | 2 | .1 |
| 7 | 0.90 | 28 | 1027 | 70.3 | 16 | 16.00 | 31 | 709 | 48.5 | 25 | 280.0 | 44 | 256 | 17.5 | 34 | | | | |
| 8 | 1.30 | 18 | 999 | 68.4 | 17 | 22.00 | 60 | 678 | 46.4 | 26 | 380.0 | 52 | 212 | 14.5 | | | | | |

LOWEST MEAN DISCHARGE, IN CFS, AND RANKING, FOR THE FOLLOWING NUMBER OF CONSECUTIVE DAYS IN YEAR ENDING MARCH 31

| YEAR | 1 | | 3 | | 7 | | 14 | | 30 | | 60 | | 90 | | 120 | | 183 | | ANNUAL | |
|---|---|---|---|---|---|---|---|---|---|---|---|---|---|---|---|---|---|---|---|---|
| 1945 | 0.00 | 1 | 0.00 | 1 | 0.00 | 1 | 0.00 | 1 | 0.00 | 1 | 0.03 | 1 | 0.40 | 1 | 1.85 | 1 | 3.58 | 1 | 219.00 | 2 |
| 1946 | 0.00 | 2 | 0.00 | 2 | 0.03 | 3 | 0.80 | 3 | 4.73 | 3 | 24.60 | 3 | 24.20 | 3 | 77.70 | 3 | 124.00 | 3 | 235.00 | 3 |
| 1947 | 0.00 | 3 | 0.00 | 3 | 0.00 | 2 | 0.00 | 2 | 0.00 | 2 | 0.08 | 2 | 0.57 | 2 | 23.30 | 2 | 28.80 | 2 | 148.00 | 1 |

HIGHEST MEAN DISCHARGE, IN CFS, AND RANKING, FOR THE FOLLOWING NUMBER OF CONSECUTIVE DAYS IN YEAR ENDING SEPTEMBER 30

| YEAR | 1 | | 3 | | 7 | | 15 | | 30 | | 60 | | 90 | | 120 | | 183 | | ANNUAL | |
|---|---|---|---|---|---|---|---|---|---|---|---|---|---|---|---|---|---|---|---|---|
| 1944 | 2300.0 | 3 | 2050.0 | 2 | 1560.0 | 2 | 891.0 | 4 | 703.0 | 2 | 455.0 | 4 | 339.0 | 4 | 255.0 | 4 | 167.0 | 4 | 85.1 | 4 |
| 1945 | 3920.0 | 1 | 3560.0 | 1 | 2970.0 | 1 | 2410.0 | 1 | 1720.0 | 1 | 1150.0 | 1 | 801.0 | 1 | 652.0 | 1 | 461.0 | 1 | 252.0 | 1 |
| 1946 | 2340.0 | 2 | 2020.0 | 3 | 1450.0 | 3 | 1120.0 | 2 | 627.0 | 4 | 563.0 | 2 | 414.0 | 2 | 375.0 | 2 | 342.0 | 2 | 222.0 | 2 |
| 1947 | 1780.0 | 4 | 1640.0 | 4 | 1280.0 | 4 | 894.0 | 3 | 668.0 | 3 | 457.0 | 3 | 362.0 | 3 | 338.0 | 3 | 301.0 | 3 | 168.0 | 3 |

STATISTICS ON NORMAL MONTHLY MEANS(ALL DAYS)

| OCT | NOV | DEC | JAN | FEB | MARCH | APRIL | MAY | JUNE | JULY | AUG | SEPT |
|---|---|---|---|---|---|---|---|---|---|---|---|
| BY ROWS(MEAN,VARIANCE,STANDARD DEVIATION, SKEWNESS, COEFF. OF VARIATION,PERCENTAGE OF AVERAGE FLOW) | | | | | | | | | | | |
| 0.6584E+02 | 0.6262E+02 | 0.1057E+03 | 0.2232E+03 | 0.3067E+03 | 0.5037E+03 | 0.4219E+03 | 0.2389E+03 | 0.1327E+03 | 0.4990E+02 | 0.2940E+02 | 0.5208E+02 |
| 0.1658E+05 | 0.9967E+04 | 0.1392E+05 | 0.4904E+05 | 0.1042E+06 | 0.3679E+06 | 0.7178E+05 | 0.5102E+05 | 0.1004E+05 | 0.3775E+04 | 0.1533E+04 | 0.9384E+04 |
| 0.1288E+03 | 0.9983E+02 | 0.1180E+03 | 0.2215E+03 | 0.3229E+03 | 0.6065E+03 | 0.2679E+03 | 0.2259E+03 | 0.1002E+03 | 0.6144E+02 | 0.3915E+02 | 0.9687E+02 |
| 0.1958E+01 | 0.1792E+01 | 0.1405E+00 | 0.4784E+00 | 0.2005E+00 | 0.1806E+01 | -0.1586E+01 | 0.1600E+01 | -0.7150E+00 | 0.1643E+01 | 0.1916E+01 | 0.1984E+01 |
| 0.1956E+01 | 0.1594E+01 | 0.1117E+01 | 0.9924E+00 | 0.1053E+01 | 0.1204E+01 | 0.6350E+00 | 0.9457E+00 | 0.7551E+00 | 0.1231E+01 | 0.1332E+01 | 0.1860E+01 |
| 0.3003E+01 | 0.2856E+01 | 0.4820E+01 | 0.1018E+02 | 0.1399E+02 | 0.2297E+02 | 0.1924E+02 | 0.1089E+02 | 0.6052E+01 | 0.2276E+01 | 0.1341E+01 | 0.2375E+01 |

STATISTICS ON NORMAL ANNUAL MEANS(ALL DAYS)

| MEAN | VARIANCE | STANDARD DEVIATION | SKEWNESS | COEFF. OF VARIATION | SERIAL CORR |
|---|---|---|---|---|---|
| 0.1818E+03 | 0.5387E+04 | 0.7340E+02 | -0.8267E+00 | 0.4037E+00 | -0.6535E+00 |

STATISTICS ON LOG MONTHLY MEANS(ALL DAYS)

| OCT | NOV | DEC | JAN | FEB | MARCH | APRIL | MAY | JUNE | JULY | AUG | SEPT |
|---|---|---|---|---|---|---|---|---|---|---|---|
| BY ROWS(MEAN,VARIANCE,STANDARD DEVIATION, SKEWNESS, COEFF. OF VARIATION,PERCENTAGE OF AVERAGE FLOW) | | | | | | | | | | | |
| 0.3661E+00 | 0.3385E+00 | 0.9028E+00 | 0.1891E+01 | 0.2109E+01 | 0.2475E+01 | 0.2436E+01 | 0.2241E+01 | 0.1542E+01 | 0.1149E+01 | 0.1201E+01 | 0.2476E+00 |
| 0.2740E+01 | 0.3694E+01 | 0.4164E+01 | 0.1043E+01 | 0.6055E+00 | 0.2516E+00 | 0.3666E+00 | 0.1518E+00 | 0.1918E+01 | 0.1291E+01 | 0.2827E+00 | 0.3057E+01 |
| 0.1655E+01 | 0.1922E+01 | 0.2041E+01 | 0.1021E+01 | 0.7781E+00 | 0.5016E+00 | 0.6054E+00 | 0.3896E+00 | 0.1385E+01 | 0.1136E+01 | 0.5317E+00 | 0.1748E+01 |
| 0.1597E+00 | 0.7947E-02 | -0.1507E+01 | -0.1491E+01 | -0.2983E+00 | 0.9452E+00 | -0.1951E+01 | 0.8661E+00 | -0.1958E+01 | -0.1488E+01 | 0.1289E+01 | 0.2469E+00 |
| 0.4522E+01 | 0.5678E+01 | 0.226CE+01 | 0.5400E+00 | 0.3690E+00 | 0.2027E+00 | 0.2485E+00 | 0.1738E+00 | 0.898CE+00 | 0.9891E+00 | 0.4428E+00 | 0.7061E+01 |
| 0.2166E+01 | 0.2003E+01 | 0.5342E+01 | 0.1119E+02 | 0.1248E+02 | 0.1465E+02 | 0.1442E+02 | 0.1326E+02 | 0.9125E+01 | 0.6797E+01 | 0.7105E+01 | 0.1465E+01 |

STATISTICS ON LOG ANNUAL MEANS(ALL DAYS)

| MEAN | VARIANCE | STANDARD DEVIATION | SKEWNESS | COEFF. OF VARIATION | SERIAL CORR |
|---|---|---|---|---|---|
| 0.2226E+01 | 0.4439E-01 | 0.2107E+00 | -0.1327E+01 | 0.9466E-01 | -0.6631E+00 |

ANNUAL PEAKS

| | |
|---|---|
| 1943 | 15300 |
| 1944 | 14000 |
| 1945 | 26900 |
| 1946 | 48900 |
| 1947 | 13800 |

## 03322100 Pigeon Creek at Evansville, Ind.

LOCATION.--Lat 38°00'14", long 87°32'19", in NE¼NW¼ sec.16, T.6 S., R.10 W., Vanderburgh County, on left bank in the median strip of Old U.S. 41, between two steel truss bridges at Evansville, and at mile 5.94 (9.56 km).

DRAINAGE AREA.--323 mi² (837 km²).

REMARKS.--Values marked by * have been affected by backwater from Ohio River.

### DURATION TABLE OF DAILY DISCHARGE FOR YEAR ENDING SEPTEMBER 30

NUMBER OF DAYS IN CLASS

| CLASS | 0 | 1 | 2 | 3 | 4 | 5 | 6 | 7 | 8 | 9 | 10 | 11 | 12 | 13 | 14 | 15 | 16 | 17 | 18 | 19 | 20 | 21 | 22 | 23 | 24 | 25 | 26 | 27 | 28 | 29 | 30 | 31 | 32 | 33 | 34 | CFS_DAYS |
|---|---|---|---|---|---|---|---|---|---|---|---|---|---|---|---|---|---|---|---|---|---|---|---|---|---|---|---|---|---|---|---|---|---|---|---|---|
| YEAR | | | | | | | | | | | | | | | | | | | | | | | | | | | | | | | | | | | | |
| 1962 | 9 | | 3 | 3 | 6 | 9 | 8 | 11 | 16 | 19 | 32 | 12 | 21 | 20 | 21 | 13 | 18 | 9 | 14 | 18 | 10 | 14 | 18 | 11 | 5 | 10 | 13 | 10 | 3 | 5 | 2 | 2 | | | | 123479.6 |
| 1963 | | | 5 | 19 | 17 | 5 | 9 | 11 | 29 | 20 | 33 | 21 | 31 | 33 | 20 | 15 | 22 | 10 | 9 | 7 | 3 | 1 | 4 | 2 | 6 | 4 | 11 | 7 | 3 | 7 | 1 | | | | | 84519.0 |
| 1964 | 2 | 4 | 6 | 39 | 51 | 34 | 23 | 28 | 17 | 28 | 16 | 13 | 10 | 6 | 11 | 8 | 10 | 4 | 10 | 5 | 3 | 3 | 2 | 3 | 2 | 10 | 8 | 1 | 2 | 1 | 1 | 1 | 4 | | | 82995.3 |
| 1965 | 2 | 5 | | 26 | 7 | 18 | 13 | 30 | 12 | 23 | 21 | 17 | 16 | 16 | 11 | 11 | 16 | 9 | 16 | 18 | 11 | 11 | 12 | 10 | 17 | 7 | 4 | 1 | 3 | 2 | | | | | | 71220.0 |
| 1966 | 10 | | | | 4 | 8 | 6 | 58 | 45 | 18 | 32 | 16 | 15 | 15 | 23 | 5 | 13 | 9 | 12 | 9 | 10 | 12 | 7 | 8 | 8 | 13 | 4 | 1 | 4 | | | | | | | 60498.1 |
| 1967 | 2 | | | | 2 | 11 | 10 | 7 | 7 | 17 | 29 | 19 | 21 | 22 | 34 | 33 | 21 | 16 | 16 | 15 | 19 | 8 | 8 | 10 | 9 | 13 | 6 | 6 | 3 | 1 | | | | | | 81254.0 |
| 1968 | | | | | | | | 2 | 16 | 10 | 14 | 17 | 28 | 33 | 28 | 27 | 15 | 16 | 11 | 19 | 12 | 11 | 13 | 11 | 14 | 14 | 16 | 18 | 17 | 4 | | | | | | 166179.8 |
| 1969 | | | | | | | | 2 | 4 | 8 | 31 | 25 | 15 | 34 | 21 | 22 | 14 | 18 | 21 | 24 | 13 | 14 | 13 | 12 | 15 | 18 | 20 | 4 | 9 | 3 | 2 | 3 | | | | 157349.9 |
| 1970 | | | | | | | | | | 13 | 23 | 42 | 16 | 13 | 13 | 28 | 14 | 11 | 22 | 26 | 24 | 21 | 16 | 15 | 14 | 16 | 13 | 14 | 4 | 4 | | 3 | | | | 153199.0 |
| 1971 | | | | | | | 1 | 1 | 7 | 4 | 5 | 8 | 17 | 25 | 46 | 32 | 39 | 24 | 22 | 30 | 25 | 21 | 17 | 11 | 13 | 5 | 8 | 4 | | | | | | | | 80274.1 |
| 1972 | | | | | 2 | 5 | 5 | 13 | 20 | 14 | 14 | 43 | 18 | 14 | 16 | 17 | 27 | 21 | 25 | 30 | 18 | 20 | 11 | 5 | 4 | 4 | 4 | 4 | 2 | 3 | 1 | 6 | | | | 108468.0 |
| 1973 | | | | | | 11 | 2 | 7 | 21 | 16 | 11 | 9 | 4 | 8 | 6 | 11 | 29 | 14 | 19 | 33 | 19 | 22 | 29 | 17 | 24 | 17 | 14 | 12 | 5 | 3 | 2 | | | | | 156366.8 |

| CLASS | CFS | TOTAL | ACCUM | PERCT | CLASS | CFS | TOTAL | ACCUM | PERCT | CLASS | CFS | TOTAL | ACCUM | PERCT | CLASS | CFS | TOTAL | ACCUM | PERCT |
|---|---|---|---|---|---|---|---|---|---|---|---|---|---|---|---|---|---|---|---|
| 0 | 0.00 | 25 | 4383 | 100.0 | 9 | 9.60 | 190 | 3617 | 82.5 | 18 | 120.0 | 197 | 1602 | 36.6 | 27 | 1600 | 82 | 198 | 4.5 |
| 1 | 1.00 | 9 | 4358 | 99.4 | 10 | 13.00 | 261 | 3427 | 78.2 | 19 | 160.0 | 234 | 1405 | 32.1 | 28 | 2100 | 55 | 116 | 2.6 |
| 2 | 1.30 | 14 | 4349 | 99.2 | 11 | 17.00 | 242 | 3166 | 72.2 | 20 | 220.0 | 167 | 1171 | 26.7 | 29 | 2800 | 33 | 61 | 1.3 |
| 3 | 1.80 | 87 | 4335 | 98.9 | 12 | 23.00 | 212 | 2924 | 66.7 | 21 | 290.0 | 158 | 1004 | 22.9 | 30 | 3700 | 9 | 28 | .6 |
| 4 | 2.30 | 89 | 4248 | 96.9 | 13 | 30.00 | 239 | 2712 | 61.9 | 22 | 380.0 | 150 | 846 | 19.3 | 31 | 4900 | 15 | 19 | .4 |
| 5 | 3.10 | 101 | 4159 | 94.9 | 14 | 40.00 | 250 | 2473 | 56.4 | 23 | 510.0 | 115 | 696 | 15.9 | 32 | 6500 | 4 | 4 | .0 |
| 6 | 4.10 | 77 | 4058 | 92.6 | 15 | 53.00 | 222 | 2223 | 50.7 | 24 | 670.0 | 131 | 581 | 13.3 | 33 | 8600 | | | |
| 7 | 5.50 | 170 | 3981 | 90.8 | 16 | 70.00 | 238 | 2001 | 45.7 | 25 | 890.0 | 131 | 450 | 10.3 | 34 | 11000 | | | |
| 8 | 7.30 | 194 | 3811 | 86.9 | 17 | 93.00 | 161 | 1763 | 40.2 | 26 | 1200.0 | 121 | 319 | 7.3 | | | | | |

### LOWEST MEAN DISCHARGE, IN CFS, AND RANKING, FOR THE FOLLOWING NUMBER OF CONSECUTIVE DAYS IN YEAR ENDING MARCH 31

| YEAR | 1 | | 3 | | 7 | | 14 | | 30 | | 60 | | 90 | | 120 | | 183 | | ANNUAL | |
|---|---|---|---|---|---|---|---|---|---|---|---|---|---|---|---|---|---|---|---|---|
| 1962 | * | | 1.50 | 5 | 2.50 | 5 | 3.52 | 3 | 6.34 | 4 | 7.96 | 4 | 11.30 | 4 | 22.10 | 4 | 52.50 | 6 | 620.00 | 12 |
| 1963 | * | | * | | * | | 3.63 | 4 | 10.00 | 6 | 17.60 | 7 | 20.00 | 6 | 52.30 | 7 | 44.40 | 4 | 258.00 | 6 |
| 1964 | 1.10 | 6 | 1.30 | 4 | 1.61 | 4 | 1.90 | 2 | 2.13 | 2 | 2.59 | 1 | 3.94 | 2 | 4.52 | 2 | 7.12 | 1 | 214.00 | 5 |
| 1965 | * | | 1.00 | 3 | 1.57 | 3 | 1.71 | 1 | 1.87 | 1 | 3.35 | 2 | 3.92 | 1 | 4.37 | 1 | 16.80 | 2 | 170.00 | 2 |
| 1966 | * | | * | | * | | 4.19 | 5 | 5.30 | 3 | 6.15 | 3 | 10.80 | 3 | 39.60 | 5 | 47.60 | 5 | 154.00 | 1 |
| 1967 | * | | 3.33 | 6 | 3.71 | 7 | 4.71 | 7 | 11.70 | 7 | 14.10 | 6 | 17.60 | 5 | 20.30 | 3 | 33.60 | 3 | 175.00 | 3 |
| 1968 | 9.50 | 11 | 10.00 | 11 | 10.20 | 10 | 12.30 | 10 | 12.80 | 8 | 26.40 | 9 | 84.30 | 11 | 106.00 | 11 | 212.00 | 12 | 437.00 | 11 |
| 1969 | 6.70 | 9 | 7.27 | 9 | 8.36 | 8 | 12.00 | 9 | 17.60 | 9 | 31.80 | 11 | 42.00 | 9 | 63.80 | 8 | 117.00 | 9 | 431.00 | 10 |
| 1970 | 10.00 | 12 | 12.00 | 12 | 14.90 | 12 | 15.70 | 11 | 20.10 | 12 | 56.40 | 12 | 112.00 | 12 | 133.00 | 12 | 170.00 | 11 | 362.00 | 8 |
| 1971 | 8.60 | 10 | 8.37 | 10 | 10.20 | 11 | 11.20 | 8 | 19.50 | 10 | 25.90 | 8 | 30.20 | 7 | 43.40 | 6 | 72.60 | 8 | 322.00 | 7 |
| 1972 | 5.10 | 8 | 6.83 | 8 | 8.96 | 9 | 17.80 | 12 | 20.10 | 11 | 28.90 | 10 | 70.10 | 10 | 97.50 | 10 | 134.00 | 10 | 209.00 | 4 |
| 1973 | 2.40 | 7 | 3.50 | 7 | 3.64 | 6 | 4.26 | 6 | 6.79 | 5 | 12.30 | 5 | 33.40 | 8 | 67.30 | 9 | 71.10 | 7 | 425.00 | 9 |

### HIGHEST MEAN DISCHARGE, IN CFS, AND RANKING, FOR THE FOLLOWING NUMBER OF CONSECUTIVE DAYS IN YEAR ENDING SEPTEMBER 30

| YEAR | 1 | | 3 | | 7 | | 15 | | 30 | | 60 | | 90 | | 120 | | 183 | | ANNUAL | |
|---|---|---|---|---|---|---|---|---|---|---|---|---|---|---|---|---|---|---|---|---|
| 1962 | 5440.0 | 5 | 5080.0 | 5 | 3930.0 | 4 | 2470.0 | 4 | 1780.0 | 5 | 1280.0 | 4 | 1080.0 | 1 | 872.0 | 2 | 626.0 | 5 | 338.0 | 5 |
| 1963 | 3830.0 | 7 | 3470.0 | 6 | 3000.0 | 6 | 2340.0 | 5 | 2080.0 | 2 | 1150.0 | 6 | 801.0 | 8 | 633.0 | 8 | 436.0 | 8 | 232.0 | 7 |
| 1964 | 7970.0 | 1 | 7550.0 | 1 | 5920.0 | 1 | 3610.0 | 1 | 2120.0 | 1 | 1290.0 | 3 | 876.0 | 6 | 668.0 | 7 | 447.0 | 7 | 227.0 | 8 |
| 1965 | 3660.0 | 8 | 3270.0 | 8 | 2570.0 | 9 | 1410.0 | 9 | 1040.0 | 9 | 730.0 | 9 | 615.0 | 9 | 496.0 | 9 | 340.0 | 10 | 195.0 | 11 |
| 1966 | 2430.0 | 11 | 2360.0 | 11 | 1900.0 | 11 | 924.0 | 11 | 648.0 | 11 | 440.0 | 11 | 427.0 | 11 | 408.0 | 10 | 302.0 | 11 | 166.0 | 12 |
| 1967 | 2870.0 | 10 | 2750.0 | 10 | 2170.0 | 10 | 1290.0 | 10 | 784.0 | 10 | 450.0 | 10 | 469.0 | 10 | 393.0 | 11 | 359.0 | 9 | 223.0 | 9 |
| 1968 | 3580.0 | 9 | 3460.0 | 7 | 2910.0 | 7 | 1830.0 | 7 | 1470.0 | 6 | 930.0 | 8 | 875.0 | 7 | 819.0 | 4 | 716.0 | 2 | 454.0 | 1 |
| 1969 | 5770.0 | 3 | 5520.0 | 3 | 4420.0 | 3 | 2860.0 | 3 | 2020.0 | 3 | 1310.0 | 2 | 1010.0 | 3 | 841.0 | 3 | 691.0 | 4 | 431.0 | 2 |
| 1970 | 5700.0 | 4 | 5370.0 | 4 | 3670.0 | 5 | 2190.0 | 6 | 1410.0 | 7 | 1330.0 | 1 | 1050.0 | 2 | 918.0 | 1 | 734.0 | 1 | 420.0 | 4 |
| 1971 | 1970.0 | 12 | 1670.0 | 12 | 1440.0 | 12 | 764.0 | 12 | 459.0 | 12 | 382.0 | 12 | 365.0 | 12 | 315.0 | 12 | 293.0 | 12 | 220.0 | 10 |
| 1972 | 6340.0 | 2 | 5680.0 | 2 | 5400.0 | 2 | 3600.0 | 2 | 1940.0 | 4 | 1240.0 | 5 | 935.0 | 4 | 731.0 | 6 | 528.0 | 6 | 296.0 | 6 |
| 1973 | 4040.0 | 6 | 3120.0 | 9 | 2880.0 | 8 | 1630.0 | 8 | 1240.0 | 8 | 1110.0 | 7 | 887.0 | 5 | 775.0 | 5 | 693.0 | 3 | 428.0 | 3 |

STATISTICS ON NORMAL MONTHLY MEANS(ALL DAYS)

| OCT | NOV | DEC | JAN | FEB | MARCH | APRIL | MAY | JUNE | JULY | AUG | SEPT |
|---|---|---|---|---|---|---|---|---|---|---|---|
| BY ROWS(MEAN,VARIANCE,STANDARD DEVIATION, SKEWNESS, COEFF. OF VARIATION,PERCENTAGE OF AVERAGE FLOW) | | | | | | | | | | | |
| 0.3783E+02 | 0.9937E+02 | 0.3093E+03 | 0.3316E+03 | 0.4722E+03 | 0.8708E+03 | 0.6455E+03 | 0.5103E+03 | 0.2123E+03 | 0.1603E+03 | 0.5293E+02 | 0.8580E+02 |
| 0.2368E+04 | 0.1508E+05 | 0.1513E+06 | 0.1206E+06 | 0.1017E+06 | 0.3773E+06 | 0.2524E+06 | 0.6363E+06 | 0.4377E+05 | 0.4211E+05 | 0.1389E+04 | 0.1513E+05 |
| 0.4866E+02 | 0.1228E+03 | 0.3889E+03 | 0.3472E+03 | 0.3189E+03 | 0.6143E+03 | 0.5024E+03 | 0.7977E+03 | 0.2092E+03 | 0.2052E+03 | 0.3727E+02 | 0.1230E+03 |
| 0.2243E+01 | 0.1314E+01 | 0.2038E+01 | 0.1772E+01 | 0.2299E+00 | 0.9402E+00 | 0.1483E+01 | 0.3217E+01 | 0.9367E+00 | 0.2336E+01 | 0.3388E+00 | 0.2176E+01 |
| 0.1286E+01 | 0.1236E+01 | 0.1257E+01 | 0.1047E+01 | 0.6754E+00 | 0.7054E+00 | 0.7783E+00 | 0.1563E+01 | 0.9857E+00 | 0.1280E+01 | 0.7041E+00 | 0.1433E+01 |
| 0.9987E+00 | 0.2623E+01 | 0.8166E+01 | 0.8755E+01 | 0.1246E+02 | 0.2299E+02 | 0.1704E+02 | 0.1347E+02 | 0.5603E+01 | 0.4231E+01 | 0.1397E+01 | 0.2265E+01 |

STATISTICS ON NORMAL ANNUAL MEANS(ALL DAYS)

| MEAN | VARIANCE | STANDARD DEVIATION | SKEWNESS | COEFF. OF VARIATION | SERIAL CORR |
|---|---|---|---|---|---|
| 0.3156E+03 | 0.1263E+05 | 0.1124E+03 | 0.1799E+00 | 0.3561E+00 | 0.4213E+00 |

STATISTICS ON LOG MONTHLY MEANS(ALL DAYS)

| OCT | NOV | DEC | JAN | FEB | MARCH | APRIL | MAY | JUNE | JULY | AUG | SEPT |
|---|---|---|---|---|---|---|---|---|---|---|---|
| BY ROWS(MEAN,VARIANCE,STANDARD DEVIATION, SKEWNESS, COEFF. OF VARIATION,PERCENTAGE OF AVERAGE FLOW) | | | | | | | | | | | |
| 0.1249E+01 | 0.1616E+01 | 0.2121E+01 | 0.2304E+01 | 0.2457E+01 | 0.2834E+01 | 0.2688E+01 | 0.2408E+01 | 0.2091E+01 | 0.1981E+01 | 0.1574E+01 | 0.1540E+01 |
| 0.3555E+00 | 0.4168E+00 | 0.4781E+00 | 0.2375E+00 | 0.4073E+00 | 0.1059E+00 | 0.1256E+00 | 0.2810E+00 | 0.2433E+00 | 0.1802E+00 | 0.1843E+00 | 0.3842E+00 |
| 0.5956E+00 | 0.6456E+00 | 0.6915E+00 | 0.4873E+00 | 0.6382E+00 | 0.3255E+00 | 0.3545E+00 | 0.5301E+00 | 0.4932E+00 | 0.4245E+00 | 0.4293E+00 | 0.6198E+00 |
| -0.1208E+00 | 0.9356E-01 | -0.6168E+00 | -0.4823E+00 | -0.2089E+01 | -0.8142E-01 | -0.3107E+00 | 0.1192E-01 | 0.1576E+00 | 0.9093E+00 | -0.8306E+00 | 0.4072E+00 |
| 0.4802E+00 | 0.3956E+00 | 0.3260E+00 | 0.2115E+00 | 0.2598E+00 | 0.1148E+00 | 0.1319E+00 | 0.2201E+00 | 0.2359E+00 | 0.2143E+00 | 0.2728E+00 | 0.4026E+00 |
| 0.5023E+01 | 0.6499E+01 | 0.8531E+01 | 0.9267E+01 | 0.9882E+01 | 0.1140E+02 | 0.1081E+02 | 0.9687E+01 | 0.8411E+01 | 0.7966E+01 | 0.6331E+01 | 0.6103E+01 |

STATISTICS ON LOG ANNUAL MEANS(ALL DAYS)

| MEAN | VARIANCE | STANDARD DEVIATION | SKEWNESS | COEFF. OF VARIATION | SERIAL CORR |
|---|---|---|---|---|---|
| 0.2473E+01 | 0.2565E-01 | 0.1601E+00 | -0.6624E-01 | 0.6477E-01 | 0.4637E+00 |

ANNUAL PEAKS

| | |
|---|---|
| 1961 | 12100 |
| 1962 | 5510 |
| 1963 | 3990 |
| 1964 | 8250 |
| 1965 | 3780 |
| 1966 | 2710 |
| 1967 | 2900 |
| 1968 | 3680 |
| 1969 | 5860 |
| 1970 | 5780 |
| 1971 | 1970 |
| 1972 | 6340 |
| 1973 | 4040 |

## 03322500 Wabash River near New Corydon, Ind.

LOCATION.--Lat 40°33'50", long 84°48'10", in NE¼SE¼ sec.3, T.24 N., R.15 E., Jay County, on left bank, 10 ft (3 m) downstream from county bridge on Indiana-Ohio State line road, 2 miles (3 km) east of New Corydon, 2.8 miles (4.5 km) downstream from Beaver Creek, and at mile 465.6 (749.2 km).

DRAINAGE AREA.--262 mi² (678 km²).

REMARKS.--Occasional regulation by Grand Lake, diversion from or into St. Marys River basin, and into Miami and Erie Canal.

### DURATION TABLE OF DAILY DISCHARGE FOR YEAR ENDING SEPTEMBER 30

| CLASS | 0 | 1 | 2 | 3 | 4 | 5 | 6 | 7 | 8 | 9 | 10 | 11 | 12 | 13 | 14 | 15 | 16 | 17 | 18 | 19 | 20 | 21 | 22 | 23 | 24 | 25 | 26 | 27 | 28 | 29 | 30 | 31 | 32 | 33 | 34 | CFS_DAYS |
|---|---|---|---|---|---|---|---|---|---|---|---|---|---|---|---|---|---|---|---|---|---|---|---|---|---|---|---|---|---|---|---|---|---|---|---|---|
| YEAR | NUMBER OF DAYS IN CLASS | | | | | | | | | | | | | | | | | | | | | | | | | | | | | | | | | | | |
| 1952 | | | | | 2 | 4 | 2 | 11 | 10 | 10 | 7 | 13 | 64 | 24 | 9 | 8 | 7 | 14 | 15 | 6 | 9 | 20 | 38 | 32 | 17 | 14 | 13 | 4 | 7 | 2 | | 4 | | | | 102812.3 |
| 1953 | | | | | | | | | 1 | 17 | 21 | 61 | 35 | 13 | 19 | 29 | 15 | 14 | 21 | 20 | 21 | 21 | 14 | 12 | 10 | 8 | 3 | 6 | 2 | | 1 | 1 | | | | 59534.7 |
| 1954 | | 6 | | 3 | | 9 | 2 | 22 | 50 | 88 | 33 | 31 | 27 | 14 | 19 | 15 | 13 | 7 | 6 | 2 | 7 | 2 | 1 | 3 | 2 | 2 | 1 | | | | | | | | | 12857.8 |
| 1955 | | | | | | | | 7 | 17 | 33 | 29 | 38 | 35 | 36 | 17 | 18 | 22 | 20 | 15 | 10 | 11 | 17 | 7 | 11 | 6 | 4 | 8 | 3 | | 1 | | | | | | 41391.9 |
| 1956 | | | | | | | | 4 | 11 | 9 | 41 | 31 | 21 | 25 | 42 | 26 | 15 | 14 | 14 | 7 | 8 | 13 | 20 | 26 | 14 | 8 | 9 | 4 | 4 | | | | | | | 63347.5 |
| 1957 | | | | | | | | 33 | 22 | 16 | 14 | 17 | 9 | 10 | 13 | 30 | 9 | 12 | 17 | 12 | 16 | 15 | 38 | 25 | 11 | 8 | 10 | 7 | 6 | 6 | 5 | 3 | 1 | | | 116433.1 |
| 1958 | | | | | | | | | | | 4 | 13 | 15 | 13 | 14 | 24 | 27 | 16 | 19 | 19 | 27 | 51 | 60 | 17 | 12 | 7 | 6 | 5 | 6 | 3 | 4 | 2 | 1 | | | 114529.0 |
| 1959 | | | | | | | | 5 | 15 | 19 | 45 | 20 | 20 | 27 | 14 | 18 | 12 | 13 | 15 | 23 | 11 | 9 | 24 | 20 | 22 | 8 | 7 | 3 | 5 | 2 | 2 | 4 | | | 2 | 103618.3 |
| 1960 | | | | | | | | 16 | 23 | 13 | 29 | 34 | 39 | 26 | 42 | 21 | 20 | 16 | 13 | 15 | 13 | 16 | 6 | 10 | 2 | 2 | 2 | 5 | 3 | | | | | | | 48692.2 |
| 1961 | | | | | 14 | 3 | 23 | 22 | 36 | 37 | 20 | 17 | 9 | 10 | 10 | 15 | 14 | 13 | 12 | 13 | 11 | 17 | 19 | 14 | 4 | 7 | 5 | 7 | 7 | 5 | 1 | | | | | 70304.9 |
| 1962 | | | | | | | 1 | 9 | 18 | 44 | 37 | 32 | 19 | 19 | 23 | 25 | 18 | 15 | 22 | 4 | 8 | 29 | 13 | 5 | 5 | 4 | 5 | 5 | 2 | 1 | | 1 | 1 | | | 52795.7 |
| 1963 | | | | | | 4 | 16 | 38 | 39 | 46 | 46 | 30 | 28 | 16 | 19 | 12 | 8 | 10 | 15 | 9 | 8 | 1 | 2 | 5 | 3 | 2 | 4 | 1 | 1 | | 1 | | 1 | | | 29895.5 |
| 1964 | | 8 | 1 | | 2 | 6 | 14 | 39 | 44 | 48 | 42 | 37 | 17 | 9 | 8 | 9 | 12 | 4 | 6 | 6 | 9 | 4 | 8 | 5 | 2 | 4 | 6 | 2 | 5 | 1 | 4 | 1 | 1 | 1 | | 61841.0 |
| 1965 | | | | | | 6 | 13 | 54 | 68 | 43 | 38 | 25 | 12 | 9 | 10 | 6 | 7 | 6 | 4 | 4 | 8 | 6 | 13 | 7 | 5 | 7 | 4 | 2 | 4 | 2 | 2 | | | | | 43374.5 |
| 1966 | | | | 1 | 2 | 6 | 22 | 61 | 48 | 28 | 35 | 34 | 25 | 10 | 18 | 16 | 7 | 16 | 8 | 6 | 5 | 5 | 3 | 6 | 2 | | 1 | | | | | | | | | 14243.5 |
| 1967 | | | | | | | 4 | 6 | 25 | 39 | 13 | 18 | 31 | 21 | 26 | 20 | 18 | 15 | 12 | 9 | 7 | 14 | 17 | 16 | 16 | 6 | 7 | 6 | 9 | 3 | 4 | 3 | | | | 93988.8 |
| 1968 | | | | | | | | 1 | 6 | 24 | 29 | 28 | 18 | 24 | 34 | 22 | 20 | 14 | 10 | 6 | 45 | 18 | 15 | 10 | 10 | 3 | 8 | 6 | 3 | 3 | 7 | 1 | 1 | | | 90363.1 |
| 1969 | | | | | | | | | | 23 | 17 | 32 | 9 | 7 | 20 | 29 | 27 | 37 | 38 | 13 | 33 | 27 | 14 | 12 | 4 | 10 | 3 | 1 | 2 | 3 | 2 | 2 | | | | 68928.3 |
| 1970 | | | | | | | | | 2 | 39 | 12 | 13 | 14 | 11 | 18 | 9 | 12 | 21 | 36 | 57 | 49 | 27 | 10 | 6 | 9 | 3 | 7 | 2 | 5 | 1 | 1 | 1 | | | | 68205.2 |
| 1971 | | | | | | | | 3 | 26 | 47 | 36 | 28 | 23 | 23 | 28 | 18 | 15 | 31 | 19 | 12 | 13 | 10 | 8 | 6 | 3 | 4 | 5 | | 4 | 3 | | | | | | 42358.4 |
| 1972 | | | | | | | | | 5 | 22 | 33 | 26 | 10 | 4 | 9 | 12 | 14 | 26 | 22 | 26 | 32 | 40 | 19 | 29 | 11 | 7 | 5 | 3 | 8 | 3 | 4 | | | | | 91176.3 |
| 1973 | | | | | | | | 1 | 4 | 2 | 1 | | 1 | 5 | 6 | 15 | 16 | 33 | 21 | 21 | 18 | 21 | 47 | 42 | 36 | 32 | 13 | 8 | 5 | 7 | 8 | 2 | | | | 163036.0 |

| CLASS | CFS | TOTAL | ACCUM | PERCT | CLASS | CFS | TOTAL | ACCUM | PERCT | CLASS | CFS | TOTAL | ACCUM | PERCT | CLASS | CFS | TOTAL | ACCUM | PERCT |
|---|---|---|---|---|---|---|---|---|---|---|---|---|---|---|---|---|---|---|---|
| 0 | 0.00 | 0 | 8036 | 100.0 | 9 | 7.30 | 657 | 7083 | 88.1 | 18 | 88.0 | 363 | 2922 | 36.4 | 27 | 1100 | 77 | 296 | 3.6 |
| 1 | 0.80 | 14 | 8036 | 100.0 | 10 | 9.70 | 566 | 6426 | 80.0 | 19 | 120.0 | 298 | 2559 | 31.8 | 28 | 1400 | 90 | 219 | 2.7 |
| 2 | 1.10 | 1 | 8022 | 99.8 | 11 | 13.00 | 573 | 5860 | 72.9 | 20 | 150.0 | 371 | 2261 | 28.1 | 29 | 1900 | 49 | 129 | 1.6 |
| 3 | 1.40 | 4 | 8021 | 99.8 | 12 | 17.00 | 476 | 5287 | 65.8 | 21 | 200.0 | 380 | 1890 | 23.5 | 30 | 2400 | 46 | 80 | .9 |
| 4 | 1.80 | 20 | 8017 | 99.8 | 13 | 22.00 | 369 | 4811 | 59.9 | 22 | 270.0 | 406 | 1510 | 18.8 | 31 | 3200 | 25 | 34 | .4 |
| 5 | 2.40 | 38 | 7997 | 99.5 | 14 | 29.00 | 402 | 4442 | 55.3 | 23 | 350.0 | 312 | 1104 | 13.7 | 32 | 4300 | 6 | 9 | .1 |
| 6 | 3.20 | 97 | 7959 | 99.0 | 15 | 39.00 | 418 | 4040 | 50.3 | 24 | 470.0 | 214 | 792 | 9.9 | 33 | 5600 | 1 | 3 | .0 |
| 7 | 4.20 | 316 | 7862 | 97.8 | 16 | 51.00 | 329 | 3622 | 45.1 | 25 | 610.0 | 150 | 578 | 7.2 | 34 | 7400 | 2 | 2 | .0 |
| 8 | 5.60 | 463 | 7546 | 93.9 | 17 | 67.00 | 371 | 3293 | 41.0 | 26 | 810.0 | 132 | 428 | 5.3 | | | | | |

### LOWEST MEAN DISCHARGE, IN CFS, AND RANKING, FOR THE FOLLOWING NUMBER OF CONSECUTIVE DAYS IN YEAR ENDING MARCH 31

| YEAR | 1 | | 3 | | 7 | | 14 | | 30 | | 60 | | 90 | | 120 | | 183 | | ANNUAL | |
|---|---|---|---|---|---|---|---|---|---|---|---|---|---|---|---|---|---|---|---|---|
| 1952 | 2.20 | 5 | 2.30 | 4 | 2.84 | 4 | 3.10 | 4 | 4.41 | 6 | 5.52 | 4 | 6.14 | 3 | 8.31 | 5 | 15.90 | 8 | 254.00 | 18 |
| 1953 | 13.00 | 22 | 13.70 | 22 | 14.00 | 22 | 14.50 | 22 | 15.20 | 19 | 19.60 | 18 | 35.10 | 18 | 44.90 | 18 | 48.40 | 16 | 185.00 | 13 |
| 1954 | 5.00 | 13 | 5.40 | 12 | 5.61 | 12 | 6.19 | 11 | 7.17 | 12 | 8.15 | 9 | 8.52 | 8 | 8.62 | 6 | 10.80 | 5 | 63.60 | 1 |
| 1955 | 1.00 | 2 | 1.00 | 2 | 1.14 | 2 | 1.71 | 1 | 3.30 | 1 | 8.06 | 8 | 10.40 | 13 | 12.60 | 11 | 31.50 | 13 | 112.00 | 6 |
| 1956 | 4.50 | 10 | 5.03 | 11 | 5.30 | 10 | 5.61 | 10 | 6.58 | 9 | 9.57 | 13 | 16.80 | 14 | 25.50 | 15 | 40.60 | 14 | 141.00 | 9 |
| 1957 | 5.00 | 14 | 5.00 | 10 | 5.00 | 9 | 5.09 | 8 | 5.32 | 8 | 5.81 | 5 | 6.56 | 5 | 8.88 | 8 | 21.00 | 10 | 114.00 | 7 |
| 1958 | 8.40 | 19 | 9.07 | 19 | 11.50 | 21 | 14.10 | 21 | 19.90 | 21 | 86.50 | 22 | 95.50 | 22 | 119.00 | 22 | 249.00 | 22 | 390.00 | 20 |
| 1959 | 11.00 | 21 | 11.00 | 21 | 11.30 | 20 | 11.90 | 20 | 28.20 | 22 | 72.70 | 21 | 79.90 | 21 | 88.70 | 20 | 132.00 | 20 | 390.00 | 21 |
| 1960 | 5.50 | 16 | 5.50 | 15 | 5.79 | 13 | 6.39 | 12 | 7.68 | 13 | 8.83 | 12 | 10.00 | 11 | 14.90 | 13 | 28.60 | 12 | 179.00 | 12 |
| 1961 | 2.00 | 4 | 2.00 | 3 | 2.00 | 3 | 2.01 | 3 | 3.96 | 4 | 4.28 | 1 | 5.24 | 2 | 6.04 | 2 | 7.30 | 2 | 106.00 | 5 |
| 1962 | 4.40 | 9 | 4.93 | 9 | 5.57 | 11 | 7.31 | 15 | 15.70 | 20 | 19.40 | 17 | 31.40 | 17 | 37.20 | 17 | 57.00 | 17 | 247.00 | 17 |
| 1963 | 2.90 | 8 | 3.30 | 8 | 4.74 | 8 | 5.46 | 9 | 6.87 | 10 | 10.10 | 14 | 10.30 | 12 | 10.60 | 10 | 11.90 | 6 | 77.10 | 3 |
| 1964 | 0.80 | 1 | 0.83 | 1 | 0.87 | 1 | 1.84 | 2 | 3.52 | 2 | 4.80 | 2 | 5.12 | 1 | 5.02 | 1 | 6.78 | 1 | 67.60 | 2 |
| 1965 | 2.60 | 7 | 2.80 | 5 | 3.27 | 6 | 3.77 | 6 | 4.31 | 5 | 6.04 | 6 | 6.19 | 4 | 6.44 | 3 | 8.48 | 3 | 177.00 | 11 |
| 1966 | 2.40 | 6 | 2.80 | 6 | 3.00 | 5 | 3.19 | 5 | 3.84 | 3 | 4.91 | 3 | 7.21 | 7 | 7.99 | 4 | 8.72 | 4 | 84.50 | 4 |
| 1967 | 1.40 | 3 | 2.80 | 7 | 3.66 | 7 | 4.16 | 7 | 5.18 | 7 | 6.33 | 7 | 7.15 | 6 | 9.68 | 9 | 20.10 | 9 | 190.00 | 15 |
| 1968 | 4.80 | 11 | 5.47 | 13 | 6.06 | 15 | 6.71 | 13 | 7.16 | 11 | 8.39 | 10 | 9.29 | 10 | 12.80 | 12 | 21.80 | 11 | 257.00 | 19 |
| 1969 | 6.60 | 17 | 7.33 | 17 | 7.96 | 17 | 8.52 | 17 | 9.78 | 16 | 11.60 | 15 | 17.90 | 15 | 30.90 | 16 | 64.10 | 18 | 195.00 | 16 |
| 1970 | 7.50 | 18 | 7.77 | 18 | 8.14 | 18 | 9.09 | 18 | 11.20 | 17 | 24.70 | 19 | 44.10 | 19 | 56.80 | 19 | 97.60 | 19 | 189.00 | 14 |
| 1971 | 5.00 | 12 | 5.50 | 14 | 6.00 | 14 | 6.86 | 14 | 7.99 | 14 | 8.53 | 11 | 8.61 | 9 | 8.86 | 7 | 12.70 | 7 | 147.00 | 10 |
| 1972 | 5.30 | 15 | 6.00 | 16 | 6.80 | 16 | 7.37 | 16 | 9.23 | 15 | 15.10 | 16 | 22.90 | 16 | 22.40 | 14 | 40.70 | 15 | 126.00 | 8 |
| 1973 | 8.80 | 20 | 9.50 | 20 | 10.60 | 19 | 11.40 | 19 | 13.30 | 18 | 46.00 | 20 | 72.70 | 20 | 101.00 | 21 | 229.00 | 21 | 494.00 | 22 |

WABASH RIVER NEAR NEW CORYDON, IND. (Continued)

HIGHEST MEAN DISCHARGE, IN CFS, AND RANKING, FOR THE FOLLOWING NUMBER OF CONSECUTIVE DAYS IN YEAR ENDING SEPTEMBER 30

| YEAR | 1 | 3 | 7 | 15 | 30 | 60 | 90 | 120 | 183 | ANNUAL |
|---|---|---|---|---|---|---|---|---|---|---|
| 1952 | 3810.0 8 | 3210.0 7 | 1850.0 8 | 1350.0 6 | 1030.0 7 | 837.0 5 | 745.0 4 | 665.0 4 | 519.0 4 | 281.0 5 |
| 1953 | 3630.0 11 | 1970.0 15 | 971.0 18 | 756.0 17 | 584.0 17 | 405.0 18 | 372.0 16 | 334.0 16 | 296.0 13 | 163.0 14 |
| 1954 | 968.0 21 | 698.0 21 | 369.0 21 | 224.0 21 | 179.0 21 | 121.0 21 | 93.8 21 | 80.1 22 | 60.8 22 | 35.2 22 |
| 1955 | 2360.0 18 | 1440.0 19 | 842.0 20 | 628.0 20 | 402.0 20 | 310.0 20 | 299.0 19 | 257.0 19 | 190.0 19 | 113.0 19 |
| 1956 | 1890.0 20 | 1410.0 20 | 870.0 19 | 687.0 19 | 601.0 16 | 569.0 12 | 420.0 14 | 360.0 14 | 269.0 14 | 173.0 12 |
| 1957 | 4720.0 4 | 3360.0 5 | 2510.0 4 | 1600.0 4 | 1340.0 2 | 948.0 2 | 800.0 1 | 736.0 1 | 578.0 2 | 319.0 2 |
| 1958 | 5400.0 3 | 4200.0 3 | 3390.0 2 | 2090.0 1 | 1230.0 4 | 794.0 6 | 598.0 9 | 483.0 9 | 368.0 9 | 314.0 3 |
| 1959 | 7790.0 1 | 6210.0 1 | 3420.0 1 | 1960.0 2 | 1530.0 1 | 1060.0 1 | 760.0 3 | 719.0 2 | 524.0 3 | 284.0 4 |
| 1960 | 2190.0 19 | 1450.0 18 | 1160.0 17 | 719.0 18 | 561.0 18 | 368.0 19 | 322.0 17 | 291.0 17 | 211.0 18 | 133.0 16 |
| 1961 | 2700.0 15 | 2310.0 14 | 1730.0 11 | 1330.0 7 | 878.0 10 | 768.0 7 | 632.0 7 | 509.0 7 | 369.0 8 | 193.0 9 |
| 1962 | 4500.0 7 | 2530.0 13 | 1390.0 16 | 823.0 16 | 691.0 14 | 605.0 11 | 496.0 10 | 384.0 10 | 266.0 15 | 145.0 15 |
| 1963 | 4700.0 5 | 3110.0 8 | 1760.0 10 | 1110.0 12 | 681.0 15 | 411.0 17 | 286.0 20 | 222.0 20 | 153.0 20 | 81.9 20 |
| 1964 | 5850.0 2 | 4580.0 2 | 2720.0 3 | 1580.0 5 | 1290.0 3 | 918.0 4 | 655.0 5 | 496.0 8 | 330.0 10 | 169.0 13 |
| 1965 | 2460.0 16 | 1660.0 17 | 1460.0 15 | 954.0 14 | 698.0 13 | 559.0 13 | 448.0 12 | 345.0 15 | 230.0 16 | 119.0 17 |
| 1966 | 911.0 22 | 596.0 22 | 360.0 22 | 195.0 22 | 147.0 22 | 87.0 22 | 82.2 22 | 85.0 21 | 67.9 21 | 39.0 21 |
| 1967 | 3800.0 9 | 3260.0 6 | 2280.0 5 | 1180.0 11 | 1040.0 6 | 700.0 8 | 646.0 6 | 566.0 5 | 484.0 5 | 258.0 6 |
| 1968 | 4560.0 6 | 3390.0 4 | 2220.0 6 | 1270.0 9 | 898.0 8 | 673.0 9 | 602.0 8 | 513.0 6 | 437.0 6 | 247.0 8 |
| 1969 | 3400.0 12 | 2690.0 11 | 1610.0 13 | 1180.0 10 | 766.0 11 | 528.0 14 | 403.0 15 | 367.0 13 | 302.0 12 | 189.0 10 |
| 1970 | 3240.0 13 | 2540.0 12 | 1470.0 14 | 835.0 15 | 556.0 19 | 436.0 16 | 435.0 13 | 381.0 12 | 314.0 11 | 187.0 11 |
| 1971 | 2390.0 17 | 1950.0 16 | 1680.0 12 | 1010.0 13 | 698.0 12 | 460.0 15 | 318.0 18 | 286.0 18 | 212.0 17 | 116.0 18 |
| 1972 | 3020.0 14 | 2730.0 10 | 1800.0 9 | 1280.0 8 | 896.0 9 | 612.0 10 | 466.0 11 | 383.0 11 | 376.0 7 | 249.0 7 |
| 1973 | 3780.0 10 | 2870.0 9 | 1860.0 7 | 1720.0 3 | 1150.0 5 | 942.0 3 | 784.0 2 | 689.0 3 | 704.0 1 | 447.0 1 |

STATISTICS CN NORMAL MCNTHLY MEANS(ALL DAYS)

| OCT | NOV | DEC | JAN | FEB | MARCH | APRIL | MAY | JUNE | JULY | AUG | SEPT |
|---|---|---|---|---|---|---|---|---|---|---|---|

BY ROWS(MEAN,VARIANCE,STANDARD DEVIATION, SKEWNESS, COEFF. OF VARIATION,PERCENTAGE OF AVERAGE FLOW)

| | | | | | | | | | | | |
|---|---|---|---|---|---|---|---|---|---|---|---|
| 0.5057E+02 | 0.1118E+03 | 0.2247E+03 | 0.2804E+03 | 0.3087E+03 | 0.4107E+03 | 0.3957E+03 | 0.2058E+03 | 0.1569E+03 | 0.8214E+02 | 0.4613E+02 | 0.5441E+02 |
| 0.5285E+04 | 0.5893E+05 | 0.7652E+05 | 0.7611E+05 | 0.4341E+05 | 0.7112E+05 | 0.1446E+06 | 0.2753E+05 | 0.6382E+05 | 0.1607E+05 | 0.5218E+04 | 0.1004E+05 |
| 0.7270E+02 | 0.2428E+03 | 0.2766E+03 | 0.2759E+03 | 0.2083E+03 | 0.2667E+03 | 0.3803E+03 | 0.1659E+03 | 0.2526E+03 | 0.1268E+03 | 0.7224E+02 | 0.1002E+03 |
| 0.2454E+01 | 0.4004E+01 | 0.1188E+01 | 0.1173E+01 | 0.6263E+00 | 0.6297E+00 | 0.1333E+01 | 0.9205E+00 | 0.3368E+01 | 0.2767E+01 | 0.2322E+01 | 0.3481E+01 |
| 0.1426E+01 | 0.2171E+01 | 0.1231E+01 | 0.9840E+00 | 0.6749E+00 | 0.6494E+00 | 0.9610E+00 | 0.8063E+00 | 0.1611E+01 | 0.1543E+01 | 0.1566E+01 | 0.1842E+01 |
| 0.2189E+01 | 0.4802E+01 | 0.965CE+01 | 0.1204E+02 | 0.1326E+02 | 0.1764E+02 | 0.1700E+02 | 0.8838E+01 | 0.6737E+01 | 0.3528E+01 | 0.1981E+01 | 0.2337E+01 |

STATISTICS CN NORMAL ANNUAL MEANS(ALL DAYS)

| MEAN | VARIANCE | STANDARD DEVIATION | SKEWNESS | COEFF. OF VARIATION | SERIAL CORR |
|---|---|---|---|---|---|
| 0.1933E+03 | 0.9884E+04 | 0.9942E+02 | 0.5978E+00 | 0.5142E+00 | 0.3499E+00 |

STATISTICS CN LOG MCNTHLY MEANS(ALL DAYS)

| OCT | NOV | DEC | JAN | FEB | MARCH | APRIL | MAY | JUNE | JULY | AUG | SEPT |
|---|---|---|---|---|---|---|---|---|---|---|---|

BY ROWS(MEAN,VARIANCE,STANDARD DEVIATION, SKEWNESS, COEFF. OF VARIATION,PERCENTAGE OF AVERAGE FLOW)

| | | | | | | | | | | | |
|---|---|---|---|---|---|---|---|---|---|---|---|
| 0.1349E+01 | 0.1535E+01 | 0.1836E+01 | 0.2122E+01 | 0.2333E+01 | 0.2504E+01 | 0.2390E+01 | 0.2155E+01 | 0.1888E+01 | 0.1605E+01 | 0.1341E+01 | 0.1317E+01 |
| 0.3165E+00 | 0.4259E+00 | 0.6548E+00 | 0.4329E+00 | 0.2188E+00 | 0.1173E+00 | 0.2093E+00 | 0.1652E+00 | 0.2491E+00 | 0.2441E+00 | 0.2315E+00 | 0.3338E+00 |
| 0.5626E+00 | 0.6526E+00 | 0.8092E+00 | 0.6579E+00 | 0.4677E+00 | 0.3425E+00 | 0.4575E+00 | 0.4065E+00 | 0.4991E+00 | 0.4941E+00 | 0.4812E+00 | 0.5777E+00 |
| 0.5662E+00 | 0.5724E+00 | -0.1528E+00 | -0.6213E+00 | -0.1532E+01 | -0.5604E+00 | -0.6201E-01 | -0.2972E+00 | 0.5361E+00 | 0.7046E+00 | 0.1160E+01 | 0.7638E+00 |
| 0.4170E+00 | 0.4251E+00 | 0.4408E+00 | 0.3100E+00 | 0.2005E+00 | 0.1368E+00 | 0.1914E+00 | 0.1886E+00 | 0.2643E+00 | 0.3079E+00 | 0.3588E+00 | 0.4387E+00 |
| 0.6029E+01 | 0.6861E+01 | 0.8203E+01 | 0.9484E+01 | 0.1043E+02 | 0.1119E+02 | 0.1068E+02 | 0.9633E+01 | 0.8439E+01 | 0.7172E+01 | 0.5993E+01 | 0.5885E+01 |

STATISTICS CN LOG ANNUAL MEANS(ALL DAYS)

| MEAN | VARIANCE | STANDARD DEVIATION | SKEWNESS | COEFF. OF VARIATION | SERIAL CORR |
|---|---|---|---|---|---|
| 0.2218E+01 | 0.7542E-01 | 0.2746E+00 | -0.1058E+01 | 0.1238E+00 | 0.2012E+00 |

ANNUAL PEAKS

| | | | | | |
|---|---|---|---|---|---|
| 1952 | 4690 | 1960 | 2600 | 1968 | 5620 |
| 1953 | 4360 | 1961 | 3310 | 1969 | 3710 |
| 1954 | 1400 | 1962 | 4500 | 1970 | 4740 |
| 1955 | 2710 | 1963 | 5000 | 1971 | 3290 |
| 1956 | 2710 | 1964 | 6030 | 1972 | 4010 |
| 1957 | 6390 | 1965 | 3340 | 1973 | 4460 |
| 1958 | 5850 | 1966 | 1140 | | |
| 1959 | 8720 | 1967 | 4420 | | |

## 03322900 Wabash River at Linn Grove, Ind.

LOCATION.--Lat 40°39'22", long 85°01'58", in SE¼SE¼ sec.34, T.26 N., R.13 E., Adams County, on right bank 10 ft (3 m) downstream from bridge on State Highway 118, 800 ft (244 m) downstream from Shoemaker ditch, 0.8 mile (1.3 km) north of Linn Grove, and 2.2 miles (3.5 km) upstream from Rice ditch.

DRAINAGE AREA.--453 $mi^2$ (1,173 $km^2$).

REMARKS.--Occasional regulation of Grand Lake, diversion from or into St. Marys River basin, and into Miami and Erie Canal.

DURATION TABLE OF DAILY DISCHARGE FOR YEAR ENDING SEPTEMBER 30

| CLASS | 0 | 1 | 2 | 3 | 4 | 5 | 6 | 7 | 8 | 9 | 10 | 11 | 12 | 13 | 14 | 15 | 16 | 17 | 18 | 19 | 20 | 21 | 22 | 23 | 24 | 25 | 26 | 27 | 28 | 29 | 30 | 31 | 32 | 33 | 34 | |
|---|---|---|---|---|---|---|---|---|---|---|---|---|---|---|---|---|---|---|---|---|---|---|---|---|---|---|---|---|---|---|---|---|---|---|---|---|
| YEAR | NUMBER OF DAYS IN CLASS | | | | | | | | | | | | | | | | | | | | | | | | | | | | | | | | | | | CFS_DAYS |
| 1966 | | 21 | 46 | 66 | 31 | 11 | 16 | 13 | 29 | 16 | 7 | 8 | 14 | 11 | 15 | 9 | 7 | 8 | 7 | 6 | 5 | 7 | 4 | 3 | 3 | | 2 | | | | | | | | | 28035.3 |
| 1967 | | 1 | 20 | 31 | 17 | 19 | 18 | 19 | 9 | 15 | 12 | 23 | 11 | 8 | 8 | 9 | 6 | 11 | 10 | 16 | 12 | 12 | 7 | 10 | 9 | 6 | 9 | 6 | 16 | 7 | 3 | 2 | 1 | | 2 | 152653.5 |
| 1968 | | 1 | 4 | 3 | 9 | 11 | 22 | 20 | 11 | 21 | 18 | 20 | 22 | 18 | 24 | 11 | 8 | 8 | 36 | 11 | 7 | 8 | 7 | 5 | 14 | 6 | 8 | 12 | 6 | 7 | 5 | 2 | 1 | | | 137072.2 |
| 1969 | | | | 1 | 21 | 27 | 18 | 11 | 5 | 5 | 2 | 7 | 12 | 22 | 38 | 20 | 23 | 19 | 25 | 24 | 11 | 11 | 8 | 8 | 8 | 7 | 8 | 7 | 6 | 3 | 4 | 1 | 2 | 1 | | 129991.9 |
| 1970 | | | | 15 | 23 | 10 | 4 | 5 | 6 | 10 | 17 | 12 | 12 | 13 | 20 | 18 | 24 | 30 | 27 | 19 | 16 | 11 | 14 | 13 | 7 | 2 | 12 | 9 | 7 | 4 | 2 | 1 | 1 | 1 | | 133260.9 |
| 1971 | | | 1 | 10 | 31 | 33 | 18 | 22 | 30 | 33 | 13 | 19 | 17 | 11 | 15 | 8 | 11 | 7 | 10 | 13 | 13 | 6 | 6 | 9 | 4 | 7 | 8 | 1 | 3 | 1 | 2 | 3 | | | | 81411.1 |
| 1972 | | | | | | | | 34 | 24 | 19 | 10 | 10 | 10 | 10 | 13 | 18 | 14 | 22 | 16 | 23 | 21 | 19 | 19 | 13 | 6 | 12 | 14 | 9 | 10 | 9 | 5 | 2 | 1 | 3 | | 187966.0 |
| 1973 | | | | | | | | 5 | 4 | 5 | 4 | 9 | 6 | 7 | 25 | 10 | 17 | 29 | 24 | 10 | 20 | 27 | 23 | 22 | 19 | 24 | 24 | 12 | 12 | 12 | 7 | 5 | 3 | | | 259069.0 |

| CLASS | CFS | TOTAL | ACCUM | PERCT | CLASS | CFS | TOTAL | ACCUM | PERCT | CLASS | CFS | TOTAL | ACCUM | PERCT | CLASS | CFS | TOTAL | ACCUM | PERCT |
|---|---|---|---|---|---|---|---|---|---|---|---|---|---|---|---|---|---|---|---|
| 0 | 0.00 | 0 | 2922 | 100.0 | 9 | 30.00 | 124 | 2116 | 72.4 | 18 | 200.0 | 155 | 1092 | 37.4 | 27 | 1400 | 56 | 219 | 7.4 |
| 1 | 5.30 | 23 | 2922 | 100.0 | 10 | 37.00 | 83 | 1992 | 68.2 | 19 | 250.0 | 122 | 937 | 32.1 | 28 | 1700 | 60 | 163 | 5.5 |
| 2 | 6.60 | 71 | 2899 | 99.2 | 11 | 45.00 | 108 | 1909 | 65.3 | 20 | 310.0 | 105 | 815 | 27.9 | 29 | 2200 | 43 | 103 | 3.5 |
| 3 | 8.10 | 126 | 2828 | 96.8 | 12 | 56.00 | 104 | 1801 | 61.6 | 21 | 390.0 | 101 | 710 | 24.3 | 30 | 2700 | 28 | 60 | 2.0 |
| 4 | 10.00 | 132 | 2702 | 92.5 | 13 | 70.00 | 100 | 1697 | 58.1 | 22 | 480.0 | 88 | 609 | 20.8 | 31 | 3300 | 16 | 32 | 1.0 |
| 5 | 13.00 | 111 | 2570 | 88.0 | 14 | 86.00 | 158 | 1597 | 54.7 | 23 | 600.0 | 83 | 521 | 17.8 | 32 | 4100 | 9 | 16 | .5 |
| 6 | 16.00 | 96 | 2459 | 84.2 | 15 | 110.00 | 103 | 1439 | 49.2 | 24 | 740.0 | 70 | 438 | 15.0 | 33 | 5100 | 5 | 7 | .2 |
| 7 | 19.00 | 129 | 2363 | 80.9 | 16 | 130.00 | 110 | 1336 | 45.7 | 25 | 920.0 | 64 | 368 | 12.6 | 34 | 6300 | 2 | 2 | .0 |
| 8 | 24.00 | 118 | 2234 | 76.5 | 17 | 160.00 | 134 | 1226 | 42.0 | 26 | 1100.0 | 85 | 304 | 10.4 | | | | | |

LOWEST MEAN DISCHARGE, IN CFS, AND RANKING, FOR THE FOLLOWING NUMBER OF CONSECUTIVE DAYS IN YEAR ENDING MARCH 31

| YEAR | 1 | | 3 | | 7 | | 14 | | 30 | | 60 | | 90 | | 120 | | 183 | | ANNUAL | |
|---|---|---|---|---|---|---|---|---|---|---|---|---|---|---|---|---|---|---|---|---|
| 1967 | 5.30 | 1 | 5.37 | 1 | 5.64 | 1 | 6.44 | 1 | 7.14 | 1 | 8.23 | 1 | 10.10 | 1 | 15.50 | 2 | 32.70 | 3 | 333.00 | 3 |
| 1968 | 6.40 | 2 | 6.83 | 2 | 7.19 | 2 | 7.29 | 2 | 7.64 | 2 | 9.57 | 2 | 10.60 | 2 | 17.90 | 3 | 29.40 | 2 | 380.00 | 6 |
| 1969 | 11.00 | 5 | 12.00 | 5 | 12.90 | 5 | 13.10 | 5 | 13.80 | 5 | 16.70 | 4 | 28.90 | 4 | 64.90 | 4 | 125.00 | 5 | 343.00 | 4 |
| 1970 | 9.90 | 4 | 10.30 | 4 | 10.70 | 4 | 11.40 | 4 | 12.40 | 4 | 28.60 | 5 | 71.60 | 6 | 119.00 | 6 | 201.00 | 6 | 359.00 | 5 |
| 1971 | 8.00 | 3 | 8.10 | 3 | 8.40 | 3 | 9.36 | 3 | 10.30 | 3 | 10.90 | 3 | 11.50 | 3 | 12.20 | 1 | 21.70 | 1 | 279.00 | 2 |
| 1972 | 18.00 | 6 | 18.00 | 6 | 19.70 | 6 | 22.20 | 6 | 26.90 | 7 | 44.70 | 6 | 61.20 | 5 | 68.10 | 5 | 100.00 | 4 | 271.00 | 1 |
| 1973 | 20.00 | 7 | 21.00 | 7 | 21.70 | 7 | 23.10 | 7 | 24.00 | 6 | 106.00 | 7 | 143.00 | 7 | 206.00 | 7 | 305.00 | 7 | 857.00 | 7 |

HIGHEST MEAN DISCHARGE, IN CFS, AND RANKING, FOR THE FOLLOWING NUMBER OF CONSECUTIVE DAYS IN YEAR ENDING SEPTEMBER 30

| YEAR | 1 | | 3 | | 7 | | 15 | | 30 | | 60 | | 90 | | 120 | | 183 | | ANNUAL | |
|---|---|---|---|---|---|---|---|---|---|---|---|---|---|---|---|---|---|---|---|---|
| 1966 | 1250.0 | 8 | 1090.0 | 8 | 674.0 | 8 | 371.0 | 8 | 305.0 | 8 | 176.0 | 8 | 163.0 | 8 | 172.0 | 8 | 139.0 | 8 | 76.8 | 8 |
| 1967 | 6370.0 | 1 | 5780.0 | 1 | 4150.0 | 1 | 2330.0 | 4 | 1600.0 | 3 | 1030.0 | 4 | 941.0 | 3 | 889.0 | 2 | 795.0 | 3 | 418.0 | 3 |
| 1968 | 4340.0 | 6 | 3770.0 | 6 | 3100.0 | 3 | 1910.0 | 5 | 1330.0 | 5 | 1030.0 | 5 | 895.0 | 4 | 774.0 | 4 | 646.0 | 4 | 375.0 | 4 |
| 1969 | 5370.0 | 4 | 4330.0 | 3 | 2990.0 | 5 | 2420.0 | 3 | 1580.0 | 4 | 1050.0 | 3 | 794.0 | 6 | 721.0 | 6 | 572.0 | 6 | 356.0 | 6 |
| 1970 | 5500.0 | 3 | 4300.0 | 4 | 2910.0 | 6 | 1700.0 | 7 | 1140.0 | 7 | 843.0 | 6 | 851.0 | 5 | 741.0 | 5 | 606.0 | 5 | 365.0 | 5 |
| 1971 | 3740.0 | 7 | 3410.0 | 7 | 3060.0 | 4 | 1890.0 | 6 | 1250.0 | 6 | 827.0 | 7 | 571.0 | 7 | 525.0 | 7 | 404.0 | 7 | 223.0 | 7 |
| 1972 | 5740.0 | 2 | 5480.0 | 2 | 4020.0 | 2 | 3040.0 | 1 | 2140.0 | 1 | 1350.0 | 2 | 1080.0 | 2 | 872.0 | 3 | 805.0 | 2 | 514.0 | 2 |
| 1973 | 4870.0 | 5 | 4220.0 | 5 | 2910.0 | 7 | 2680.0 | 2 | 1860.0 | 2 | 1520.0 | 1 | 1270.0 | 1 | 1080.0 | 1 | 1130.0 | 1 | 710.0 | 1 |

STATISTICS ON NORMAL MONTHLY MEANS(ALL DAYS)

| OCT | NOV | DEC | JAN | FEB | MARCH | APRIL | MAY | JUNE | JULY | AUG | SEPT |
|---|---|---|---|---|---|---|---|---|---|---|---|
| BY ROWS(MEAN,VARIANCE,STANDARD DEVIATION, SKEWNESS, COEFF. OF VARIATION,PERCENTAGE OF AVERAGE FLOW) | | | | | | | | | | | |
| 0.1190E+03 | 0.3486E+03 | 0.6472E+03 | 0.4841E+03 | 0.6288E+03 | 0.6739E+03 | 0.6762E+03 | 0.3980E+03 | 0.2545E+03 | 0.1248E+03 | 0.7972E+02 | 0.1412E+03 |
| 0.3349E+05 | 0.3951E+06 | 0.2832E+06 | 0.1383E+06 | 0.1183E+06 | 0.2858E+06 | 0.4295E+06 | 0.3364E+05 | 0.2748E+05 | 0.1244E+05 | 0.1151E+05 | 0.6337E+05 |
| 0.1830E+03 | 0.6286E+03 | 0.5322E+03 | 0.3719E+03 | 0.3440E+03 | 0.5346E+03 | 0.6553E+03 | 0.1834E+03 | 0.1658E+03 | 0.1115E+03 | 0.1073E+03 | 0.2517E+03 |
| 0.1853E+01 | 0.2497E+01 | 0.1536E-02 | 0.8436E+00 | 0.2359E+00 | 0.1115E+01 | 0.1561E+01 | 0.9372E+00 | -0.6293E-01 | 0.1269E+01 | 0.1779E+01 | 0.2627E+01 |
| 0.1538E+01 | 0.1803E+01 | 0.8222E+00 | 0.7681E+00 | 0.5471E+00 | 0.7933E+00 | 0.9691E+00 | 0.4609E+00 | 0.6514E+00 | 0.8935E+00 | 0.1346E+01 | 0.1783E+01 |
| 0.2600E+01 | 0.7618E+01 | 0.1414E+02 | 0.1058E+02 | 0.1374E+02 | 0.1473E+02 | 0.1478E+02 | 0.8696E+01 | 0.5562E+01 | 0.2728E+01 | 0.1742E+01 | 0.3085E+01 |

STATISTICS ON NORMAL ANNUAL MEANS(ALL DAYS)

| MEAN | VARIANCE | STANDARD DEVIATION | SKEWNESS | COEFF. OF VARIATION | SERIAL CORR |
|---|---|---|---|---|---|
| 0.3796E+03 | 0.3506E+05 | 0.1872E+03 | 0.1975E+00 | 0.4932E+00 | 0.2177E+00 |

STATISTICS ON LOG MONTHLY MEANS(ALL DAYS)

| OCT | NOV | DEC | JAN | FEB | MARCH | APRIL | MAY | JUNE | JULY | AUG | SEPT |
|---|---|---|---|---|---|---|---|---|---|---|---|
| BY ROWS(MEAN,VARIANCE,STANDARD DEVIATION, SKEWNESS, COEFF. OF VARIATION,PERCENTAGE OF AVERAGE FLOW) | | | | | | | | | | | |
| 0.1609E+01 | 0.1944E+01 | 0.2467E+01 | 0.2523E+01 | 0.2726E+01 | 0.2707E+01 | 0.2608E+01 | 0.2561E+01 | 0.2268E+01 | 0.1960E+01 | 0.1592E+01 | 0.1655E+01 |
| 0.4454E+00 | 0.6623E+00 | 0.6248E+00 | 0.2146E+00 | 0.8319E-01 | 0.1272E+00 | 0.2767E+00 | 0.3797E-01 | 0.1832E+00 | 0.1269E+00 | 0.2910E+00 | 0.4897E+00 |
| 0.6674E+00 | 0.8138E+00 | 0.7905E+00 | 0.4633E+00 | 0.2884E+00 | 0.3567E+00 | 0.5261E+00 | 0.1949E+00 | 0.4280E+00 | 0.3562E+00 | 0.5395E+00 | 0.6998E+00 |
| 0.9160E+00 | 0.3073E+00 | -0.1204E+01 | -0.9738E+00 | -0.7031E+00 | -0.2854E-01 | -0.5264E+00 | 0.2263E+00 | -0.9786E+00 | 0.6687E+00 | 0.6746E+00 | 0.5604E+00 |
| 0.4149E+00 | 0.4187E+00 | 0.3205E+00 | 0.1836E+00 | 0.1058E+00 | 0.1318E+00 | 0.2017E+00 | 0.7608E-01 | 0.1887E+00 | 0.1817E+00 | 0.3388E+00 | 0.4228E+00 |
| 0.6043E+01 | 0.7303E+01 | 0.9266E+01 | 0.9477E+01 | 0.1024E+02 | 0.1017E+02 | 0.9798E+01 | 0.9622E+01 | 0.8521E+01 | 0.7364E+01 | 0.5981E+01 | 0.6217E+01 |

STATISTICS ON LOG ANNUAL MEANS(ALL DAYS)

| MEAN | VARIANCE | STANDARD DEVIATION | SKEWNESS | COEFF. OF VARIATION | SERIAL CORR |
|---|---|---|---|---|---|
| 0.2513E+01 | 0.8481E-01 | 0.2912E+00 | -0.1571E+01 | 0.1159E+00 | -0.3065E-02 |

ANNUAL PEAKS

| | |
|---|---|
| 1964 | 6900 |
| 1965 | 2740 |
| 1966 | 1260 |
| 1967 | 6620 |
| 1968 | 4560 |
| 1969 | 5500 |
| 1970 | 6200 |
| 1971 | 3870 |
| 1972 | 6210 |
| 1973 | 5190 |

## 03323000 Wabash River at Bluffton, Ind.

LOCATION.--Lat 40°44'30", long 85°10'19", in sec.4, T.26 N., R.12 E., Wells County, on downstream side of left abutment of Main Street bridge in Bluffton, 2 miles (3.2 km) downstream from Sixmile Creek, and at mile 434.5 (699.1 km).

DRAINAGE AREA.--532 mi² (1,378 km²).

### DURATION TABLE OF DAILY DISCHARGE FOR YEAR ENDING SEPTEMBER 30

| CLASS | 0 | 1 | 2 | 3 | 4 | 5 | 6 | 7 | 8 | 9 | 10 | 11 | 12 | 13 | 14 | 15 | 16 | 17 | 18 | 19 | 20 | 21 | 22 | 23 | 24 | 25 | 26 | 27 | 28 | 29 | 30 | 31 | 32 | 33 | 34 |
|---|---|---|---|---|---|---|---|---|---|---|---|---|---|---|---|---|---|---|---|---|---|---|---|---|---|---|---|---|---|---|---|---|---|---|---|
| YEAR | NUMBER OF DAYS IN CLASS | | | | | | | | | | | | | | | | | | | | | | | | | | | | | | | | | | CFS_DAYS |
| 1931 | | | | 30 | 94 | 55 | 17 | 20 | 12 | 23 | 14 | 15 | 16 | 21 | 12 | 5 | 6 | 6 | 3 | 5 | 4 | 2 | 3 | 1 | | 1 | | | | | | | | | 25334.8 |
| 1932 | | | 2 | 14 | 14 | 18 | 18 | 29 | 24 | 19 | 10 | 12 | 15 | 20 | 25 | 15 | 18 | 14 | 9 | 21 | 15 | 7 | 11 | 8 | 4 | 8 | 9 | 3 | | 4 | | | | | | 98575.3 |
| 1933 | | | | | 2 | 7 | 23 | 15 | 6 | 11 | 13 | 13 | 9 | 18 | 16 | 28 | 25 | 20 | 17 | 23 | 17 | 16 | 9 | 12 | 11 | 13 | 2 | 13 | 8 | 13 | 3 | 2 | | | | 213547.6 |
| 1934 | | 4 | 7 | 24 | 14 | 31 | 17 | 10 | 16 | 16 | 13 | 8 | 17 | 27 | 19 | 13 | 17 | 15 | 32 | 14 | 13 | 12 | 4 | 2 | 2 | 4 | 7 | 3 | 1 | 2 | 1 | | | | | 84365.0 |
| 1935 | | | 7 | 34 | 26 | 43 | 15 | 11 | 18 | 10 | 11 | 22 | 29 | 14 | 20 | 20 | 16 | 11 | 8 | 11 | 3 | 9 | 6 | 4 | 8 | 1 | | 1 | 3 | 4 | | | | | | 69091.9 |
| 1936 | | 12 | 19 | 49 | 25 | 24 | 26 | 24 | 25 | 22 | 15 | 22 | 12 | 12 | 5 | 12 | 11 | 12 | 10 | 5 | 2 | 2 | 1 | 1 | 4 | 1 | 4 | 2 | 2 | 2 | 1 | 1 | 1 | | | 65301.8 |
| 1937 | | | | | | | 1 | 23 | 29 | 14 | 13 | 20 | 10 | 12 | 9 | 14 | 10 | 20 | 28 | 24 | 19 | 22 | 14 | 11 | 7 | 11 | 20 | 14 | 7 | 8 | 2 | | 2 | | 1 | 231614.0 |
| 1938 | | | | | | | | 14 | 38 | 27 | 29 | 12 | 16 | 18 | 14 | 12 | 23 | 19 | 16 | 15 | 11 | 18 | 12 | 9 | 7 | 6 | 12 | 13 | 9 | 5 | 7 | 3 | | | | 209460.0 |
| 1939 | | | | 12 | 7 | 20 | 14 | 53 | 26 | 28 | 17 | 18 | 13 | 7 | 14 | 10 | 11 | 14 | 12 | 17 | 11 | 8 | 7 | 5 | 5 | 6 | 6 | 14 | 2 | 4 | 1 | 1 | 1 | 1 | | 137597.5 |
| 1940 | | | | 1 | 11 | 60 | 65 | 38 | 6 | 10 | 8 | 13 | 14 | 11 | 12 | 15 | 19 | 8 | 13 | 13 | 4 | 13 | 4 | 5 | 9 | 1 | 3 | 2 | 4 | 1 | 3 | | | | | 84096.1 |
| 1941 | | 5 | 5 | 12 | 15 | 32 | 37 | 24 | 27 | 45 | 39 | 20 | 22 | 13 | 7 | 10 | 9 | 7 | 7 | 5 | 9 | 2 | 6 | 1 | | | 2 | 4 | | | | | | | | 39093.4 |
| 1942 | | 2 | | 11 | 7 | 30 | 25 | 25 | 15 | 18 | 14 | 18 | 23 | 37 | 17 | 18 | 17 | 14 | 9 | 8 | 10 | 1 | 2 | 4 | 5 | 6 | 5 | 14 | | 7 | 3 | | | | | 120922.3 |
| 1943 | | | | | | | 5 | 32 | 5 | 11 | 4 | 15 | 23 | 31 | 31 | 30 | 26 | 14 | 24 | 19 | 12 | 14 | 12 | 7 | 5 | 8 | 4 | 17 | 1 | 8 | 2 | 2 | 1 | 2 | | 192729.0 |
| 1944 | | | 10 | 17 | 12 | 12 | 10 | 10 | 20 | 29 | 32 | 47 | 32 | 10 | 6 | 6 | 16 | 8 | 10 | 10 | 6 | 9 | 7 | 11 | 11 | 6 | 3 | 8 | 3 | | 2 | 2 | 1 | | | 119026.3 |
| 1945 | | 5 | 19 | 5 | 22 | 56 | 32 | 24 | 10 | 13 | 11 | 20 | 9 | 8 | 11 | 20 | 14 | 4 | 10 | 5 | 8 | 7 | 7 | 4 | 5 | 8 | 3 | 12 | 7 | 3 | 3 | | | | | 119283.0 |
| 1946 | | | 3 | 28 | 5 | 4 | 8 | 10 | 16 | 13 | 26 | 17 | 8 | 23 | 44 | 16 | 18 | 10 | 16 | 17 | 12 | 8 | 8 | 8 | 7 | 16 | 9 | 7 | 6 | 1 | 1 | | | | | 129884.7 |
| 1947 | | | 14 | 4 | 8 | 21 | 14 | 6 | 6 | 11 | 20 | 26 | 16 | 31 | 19 | 10 | 12 | 12 | 12 | 12 | 11 | 19 | 16 | 12 | 7 | 18 | 5 | 14 | 6 | 3 | | | | | | 154528.2 |
| 1948 | | | | | | 4 | 14 | 12 | 27 | 22 | 41 | 25 | 31 | 23 | 15 | 13 | 14 | 14 | 15 | 7 | 5 | 8 | 6 | 8 | 12 | 11 | 10 | 12 | 10 | 3 | 4 | | | | | 165469.0 |
| 1949 | | | | | | 2 | 10 | 18 | 11 | 1 | 36 | 12 | 22 | 26 | 17 | 14 | 18 | 17 | 7 | 17 | 27 | 17 | 17 | 13 | 6 | 14 | 12 | 12 | 8 | 9 | 2 | | | | | 197959.0 |
| 1950 | | | | | | | 16 | 25 | 14 | 13 | 24 | 18 | 27 | 20 | 18 | 20 | 16 | 9 | 5 | 6 | 19 | 21 | 9 | 13 | 9 | 13 | 8 | 8 | 7 | 7 | 10 | 5 | 3 | 1 | 1 | 268369.0 |
| 1951 | | | | | 10 | 19 | 18 | 15 | 7 | 11 | 22 | 12 | 17 | 6 | 14 | 21 | 14 | 21 | 18 | 24 | 11 | 13 | 11 | 10 | 8 | 9 | 16 | 17 | 11 | 3 | 3 | 3 | 1 | | | 215191.4 |
| 1952 | | | | 9 | 7 | 9 | 5 | 9 | 31 | 23 | 20 | 17 | 16 | 15 | 7 | 6 | 10 | 9 | 15 | 17 | 30 | 16 | 12 | 10 | 10 | 14 | 14 | 11 | 6 | 7 | 7 | 2 | 2 | | | 227051.1 |
| 1953 | | | | | 2 | 17 | 24 | 36 | 25 | 16 | 8 | 11 | 9 | 18 | 20 | 17 | 14 | 24 | 21 | 18 | 15 | 11 | 13 | 9 | 7 | 12 | 8 | 6 | | 3 | 1 | | | | | 119640.0 |
| 1954 | | 4 | 4 | 22 | 21 | 46 | 60 | 21 | 15 | 17 | 15 | 16 | 13 | 17 | 19 | 19 | 8 | 7 | 9 | 8 | 3 | 7 | 3 | 2 | 6 | 3 | | | | | | | | | | 36965.9 |
| 1955 | | | 4 | 13 | 8 | 3 | 5 | 16 | 19 | 20 | 24 | 40 | 24 | 22 | 11 | 25 | 18 | 12 | 17 | 12 | 5 | 15 | 9 | 11 | 7 | 9 | 5 | 5 | 4 | 2 | | | | | | 106969.0 |
| 1956 | | | | | | 21 | 9 | 7 | 18 | 22 | 8 | 25 | 18 | 31 | 24 | 19 | 19 | 13 | 8 | 10 | 13 | 22 | 16 | 11 | 11 | 11 | 16 | 13 | 1 | | | | | | | 142415.0 |
| 1957 | | | | | 17 | 20 | 14 | 7 | 18 | 15 | 9 | 14 | 9 | 5 | 16 | 20 | 12 | 27 | 9 | 12 | 20 | 20 | 13 | 5 | 9 | 7 | 14 | 12 | 9 | 14 | 3 | 7 | 4 | 4 | | 245618.0 |
| 1958 | | | | | | | | | 6 | 7 | 15 | 10 | 10 | 11 | 21 | 19 | 27 | 25 | 32 | 55 | 23 | 16 | 16 | 9 | 13 | 14 | 5 | 13 | 1 | 6 | 3 | 4 | 4 | | 233446.0 |
| 1959 | | | | | | | 23 | 18 | 21 | 29 | 9 | 13 | 23 | 14 | 6 | 14 | 35 | 14 | 10 | 25 | 10 | 10 | 11 | 17 | 11 | 10 | 13 | 5 | 6 | 5 | 6 | 3 | 4 | | | 218839.0 |
| 1960 | | | | | | 13 | 15 | 5 | 8 | 12 | 21 | 24 | 27 | 24 | 24 | 30 | 19 | 20 | 23 | 19 | 11 | 19 | 6 | 10 | 6 | 5 | 7 | 10 | 3 | 5 | | | | | | 131206.0 |
| 1961 | | | | 9 | 24 | 45 | 47 | 14 | 4 | 10 | 10 | 21 | 18 | 16 | 7 | 10 | 15 | 10 | 12 | 13 | 11 | 10 | 5 | 5 | 3 | 5 | 14 | 7 | 5 | 10 | 2 | 2 | 1 | | | 163912.1 |
| 1962 | | | | 11 | 1 | 16 | 16 | 18 | 20 | 12 | 26 | 42 | 26 | 23 | 10 | 14 | 22 | 6 | 6 | 15 | 16 | 12 | 12 | 8 | 5 | 5 | 5 | 7 | 4 | 5 | 1 | 1 | | | | 122614.0 |
| 1963 | | | 2 | 18 | 15 | 40 | 92 | 22 | 19 | 12 | 16 | 11 | 12 | 18 | 7 | 11 | 10 | 8 | 6 | 7 | 8 | 4 | 1 | 5 | 4 | 3 | 8 | 1 | 1 | 2 | | 1 | 1 | | | 70966.6 |
| 1964 | | | 8 | 84 | 48 | 21 | 28 | 19 | 13 | 9 | 15 | 13 | 7 | 11 | 5 | 5 | 2 | 6 | 3 | 12 | 8 | 9 | 4 | 2 | 2 | 2 | 4 | 5 | 4 | 8 | 5 | 2 | 1 | 1 | | 136979.7 |
| 1965 | | 5 | 17 | 21 | 37 | 49 | 22 | 30 | 29 | 12 | 10 | 13 | 8 | 10 | 7 | 7 | 6 | 4 | 3 | 10 | 8 | 6 | 12 | 8 | 3 | 2 | 6 | 10 | 7 | 3 | | | | | | 101853.8 |
| 1966 | | | | 1 | 19 | 64 | 57 | 28 | 21 | 19 | 20 | 18 | 11 | 15 | 13 | 13 | 13 | 13 | 9 | 9 | 6 | 6 | 3 | 4 | 1 | 2 | | | | | | | | | | 34531.4 |
| 1967 | | | | 29 | 37 | 25 | 5 | 8 | 14 | 5 | 10 | 12 | 17 | 22 | 14 | 8 | 17 | 16 | 16 | 11 | 13 | 8 | 12 | 5 | 13 | 3 | 11 | 14 | 10 | 4 | 3 | 1 | 2 | | | 183964.1 |
| 1968 | | | | 1 | 7 | 6 | 4 | 17 | 23 | 15 | 18 | 31 | 16 | 18 | 21 | 19 | 12 | 29 | 30 | 10 | 6 | 12 | 6 | 4 | 9 | 16 | 10 | 12 | 8 | 4 | 2 | | | | | 163787.0 |
| 1969 | | | | | | 4 | 40 | 20 | 6 | 11 | 3 | 6 | 7 | 23 | 27 | 26 | 34 | 23 | 30 | 22 | 14 | 11 | 8 | 7 | 4 | 11 | 10 | 4 | 8 | 3 | 1 | 2 | | | | 148470.0 |
| 1970 | | | | | 1 | 15 | 15 | 11 | 9 | 3 | 7 | 19 | 13 | 15 | 17 | 18 | 32 | 29 | 33 | 29 | 11 | 15 | 16 | 7 | 10 | 6 | 14 | 12 | 3 | 3 | 2 | | | | | 161830.8 |
| 1971 | | | | | | 6 | 35 | 29 | 32 | 26 | 20 | 25 | 20 | 32 | 12 | 14 | 15 | 14 | 11 | 14 | 9 | 9 | 7 | 6 | 8 | 9 | 5 | 3 | 1 | 5 | | | | | | 98212.0 |

| CLASS | CFS | TOTAL | ACCUM | PERCT | CLASS | CFS | TOTAL | ACCUM | PERCT | CLASS | CFS | TOTAL | ACCUM | PERCT | CLASS | CFS | TOTAL | ACCUM | PERCT |
|---|---|---|---|---|---|---|---|---|---|---|---|---|---|---|---|---|---|---|---|
| 0 | 0.00 | 0 | 14975 | 100.0 | 9 | 27.00 | 645 | 10600 | 70.8 | 18 | 230.0 | 590 | 4526 | 30.2 | 27 | 1900 | 337 | 848 | 5.6 |
| 1 | 4.00 | 37 | 14975 | 100.0 | 10 | 34.00 | 710 | 9955 | 66.5 | 19 | 290.0 | 612 | 3936 | 26.3 | 28 | 2500 | 181 | 511 | 3.4 |
| 2 | 5.10 | 121 | 14938 | 99.8 | 11 | 43.00 | 760 | 9245 | 61.7 | 20 | 370.0 | 470 | 3324 | 22.2 | 29 | 3100 | 165 | 330 | 2.2 |
| 3 | 6.40 | 446 | 14817 | 98.9 | 12 | 55.00 | 680 | 8485 | 56.7 | 21 | 460.0 | 461 | 2854 | 19.1 | 30 | 3900 | 88 | 165 | 1.1 |
| 4 | 8.20 | 455 | 14371 | 96.0 | 13 | 69.00 | 754 | 7805 | 52.1 | 22 | 590.0 | 348 | 2393 | 16.0 | 31 | 5000 | 41 | 77 | .5 |
| 5 | 10.00 | 889 | 13916 | 92.9 | 14 | 88.00 | 646 | 7051 | 47.1 | 23 | 750.0 | 300 | 2045 | 13.7 | 32 | 6300 | 29 | 36 | .2 |
| 6 | 13.00 | 932 | 13027 | 87.0 | 15 | 110.00 | 635 | 6405 | 42.8 | 24 | 950.0 | 273 | 1745 | 11.7 | 33 | 8000 | 5 | 7 | .0 |
| 7 | 17.00 | 781 | 12095 | 80.8 | 16 | 140.00 | 684 | 5770 | 38.5 | 25 | 1200.0 | 316 | 1472 | 9.8 | 34 | 10000 | 2 | 2 | .0 |
| 8 | 21.00 | 714 | 11314 | 75.6 | 17 | 180.00 | 560 | 5086 | 34.0 | 26 | 1500.0 | 308 | 1156 | 7.7 | | | | | |

### LOWEST MEAN DISCHARGE, IN CFS, AND RANKING, FOR THE FOLLOWING NUMBER OF CONSECUTIVE DAYS IN YEAR ENDING MARCH 31

| YEAR | 1 | | 3 | | 7 | | 14 | | 30 | | 60 | | 90 | | 120 | | 183 | | ANNUAL | |
|---|---|---|---|---|---|---|---|---|---|---|---|---|---|---|---|---|---|---|---|---|
| 1932 | 8.20 | 23 | 8.43 | 23 | 8.81 | 22 | 9.29 | 22 | 10.10 | 20 | 18.70 | 21 | 37.70 | 25 | 43.50 | 23 | 62.10 | 22 | 274.00 | 12 |
| 1933 | 5.20 | 8 | 5.83 | 9 | 7.64 | 18 | 7.96 | 16 | 9.31 | 16 | 25.00 | 26 | 40.40 | 27 | 48.10 | 24 | 64.30 | 23 | 350.00 | 18 |
| 1934 | 9.80 | 26 | 9.87 | 25 | 10.20 | 26 | 12.10 | 26 | 17.50 | 29 | 38.20 | 35 | 56.40 | 32 | 105.00 | 36 | 273.00 | 38 | 458.00 | 29 |
| 1935 | 5.00 | 6 | 5.00 | 6 | 5.43 | 6 | 6.43 | 7 | 7.53 | 6 | 14.40 | 18 | 13.60 | 14 | 16.90 | 13 | 16.70 | 5 | 108.00 | 1 |
| 1936 | 6.40 | 14 | 6.47 | 10 | 6.79 | 10 | 7.57 | 12 | 8.02 | 8 | 8.66 | 4 | 12.90 | 11 | 18.90 | 15 | 27.70 | 10 | 278.00 | 13 |
| 1937 | 4.00 | 1 | 4.07 | 1 | 4.19 | 1 | 4.83 | 1 | 6.84 | 4 | 8.76 | 5 | 19.30 | 19 | 19.90 | 16 | 47.80 | 18 | 433.00 | 26 |
| 1938 | 17.00 | 35 | 17.70 | 34 | 18.00 | 34 | 19.50 | 34 | 29.90 | 36 | 66.90 | 36 | 86.20 | 38 | 92.50 | 35 | 247.00 | 36 | 555.00 | 33 |
| 1939 | 10.00 | 27 | 10.00 | 27 | 10.10 | 24 | 13.90 | 27 | 18.70 | 32 | 20.50 | 23 | 25.40 | 21 | 37.70 | 20 | 56.10 | 20 | 513.00 | 31 |
| 1940 | 7.10 | 20 | 7.10 | 17 | 7.33 | 14 | 8.33 | 19 | 9.57 | 18 | 11.10 | 13 | 17.20 | 18 | 16.40 | 12 | 30.40 | 11 | 200.00 | 7 |
| 1941 | 6.20 | 11 | 6.77 | 14 | 7.53 | 15 | 8.02 | 18 | 8.80 | 12 | 11.90 | 17 | 13.50 | 13 | 14.70 | 10 | 32.10 | 12 | 174.00 | 3 |
| 1942 | 4.10 | 2 | 4.20 | 2 | 4.53 | 2 | 5.48 | 4 | 8.97 | 14 | 11.50 | 15 | 14.90 | 16 | 16.30 | 11 | 21.10 | 9 | 233.00 | 8 |
| 1943 | 7.60 | 21 | 8.10 | 22 | 10.10 | 25 | 11.30 | 25 | 17.80 | 30 | 31.10 | 30 | 56.30 | 31 | 79.10 | 32 | 203.00 | 35 | 374.00 | 19 |
| 1944 | 17.00 | 36 | 17.70 | 35 | 19.60 | 36 | 23.30 | 37 | 29.50 | 35 | 34.40 | 31 | 35.10 | 24 | 49.60 | 25 | 57.50 | 21 | 458.00 | 30 |
| 1945 | 4.30 | 3 | 4.70 | 4 | 4.79 | 3 | 5.20 | 2 | 5.95 | 2 | 8.77 | 6 | 11.00 | 6 | 11.60 | 4 | 15.20 | 4 | 335.00 | 16 |

## WABASH RIVER AT BLUFFTON, IND. (Continued)

LOWEST MEAN DISCHARGE, IN CFS, AND RANKING, FOR THE FOLLOWING NUMBER OF CONSECUTIVE DAYS IN YEAR ENDING MARCH 31

| YEAR | 1 | 3 | 7 | 14 | 30 | 60 | 90 | 120 | 183 | ANNUAL |
|---|---|---|---|---|---|---|---|---|---|---|
| 1946 | 8.80 24 | 8.90 24 | 9.10 23 | 9.84 23 | 10.90 23 | 22.20 24 | 46.30 29 | 83.30 33 | 107.00 32 | 421.00 24 |
| 1947 | 5.40 9 | 5.40 8 | 5.53 7 | 5.90 5 | 6.46 3 | 7.47 2 | 8.83 3 | 10.70 3 | 40.00 15 | 257.00 10 |
| 1948 | 15.00 32 | 17.70 36 | 23.00 39 | 28.00 39 | 31.80 37 | 35.70 32 | 42.70 28 | 59.00 27 | 92.90 28 | 534.00 32 |
| 1949 | 11.00 28 | 11.70 28 | 12.40 28 | 15.00 29 | 16.80 27 | 17.70 20 | 20.40 20 | 38.50 21 | 91.30 27 | 642.00 37 |
| 1950 | 15.00 33 | 15.30 32 | 15.70 32 | 15.90 32 | 16.90 28 | 24.60 25 | 50.60 30 | 53.80 26 | 85.50 25 | 701.00 38 |
| 1951 | 17.00 37 | 17.70 37 | 19.10 35 | 29.90 40 | 41.00 38 | 69.80 38 | 65.50 34 | 115.00 37 | 140.00 33 | 610.00 36 |
| 1952 | 6.90 16 | 7.30 18 | 7.71 19 | 8.66 21 | 10.40 21 | 11.30 14 | 13.20 12 | 22.40 19 | 49.90 19 | 593.00 35 |
| 1953 | 16.00 34 | 16.00 33 | 16.90 33 | 18.00 33 | 18.20 31 | 26.90 27 | 60.30 33 | 62.90 29 | 75.80 24 | 386.00 20 |
| 1954 | 7.60 22 | 7.73 21 | 7.89 21 | 7.94 15 | 8.48 10 | 9.54 7 | 10.90 4 | 11.70 5 | 19.60 8 | 129.00 2 |
| 1955 | 4.50 5 | 4.70 5 | 5.17 5 | 5.99 6 | 10.40 22 | 28.00 28 | 29.60 22 | 39.00 22 | 94.70 29 | 304.00 14 |
| 1956 | 5.20 7 | 5.30 7 | 6.01 8 | 6.84 9 | 9.83 19 | 37.40 34 | 66.60 35 | 72.50 30 | 90.50 26 | 314.00 15 |
| 1957 | 6.90 17 | 6.90 16 | 7.04 11 | 7.56 11 | 8.17 9 | 9.77 9 | 10.90 5 | 14.20 8 | 46.30 17 | 253.00 9 |
| 1958 | 18.00 38 | 18.30 38 | 20.30 38 | 21.60 36 | 28.90 34 | 118.00 39 | 140.00 40 | 208.00 40 | 506.00 40 | 832.00 40 |
| 1959 | 26.00 40 | 26.00 40 | 27.00 40 | 27.20 38 | 61.40 40 | 120.00 40 | 122.00 39 | 207.00 39 | 279.00 39 | 779.00 39 |
| 1960 | 13.00 30 | 13.00 30 | 14.10 31 | 15.60 31 | 19.20 33 | 29.80 29 | 38.60 26 | 59.90 28 | 103.00 30 | 451.00 27 |
| 1961 | 6.40 12 | 6.57 12 | 7.09 12 | 7.99 17 | 8.92 13 | 11.00 12 | 11.90 10 | 11.80 6 | 14.60 3 | 261.00 11 |
| 1962 | 18.00 39 | 19.00 39 | 19.90 37 | 20.00 35 | 45.80 39 | 68.00 37 | 73.80 36 | 76.10 31 | 106.00 31 | 563.00 34 |
| 1963 | 6.00 10 | 6.67 13 | 7.60 16 | 7.73 13 | 9.52 17 | 11.70 16 | 14.20 15 | 14.40 9 | 18.60 7 | 181.00 5 |
| 1964 | 6.40 13 | 6.53 11 | 6.66 9 | 6.79 8 | 7.04 5 | 7.53 3 | 7.95 2 | 8.34 2 | 12.40 1 | 180.00 4 |
| 1965 | 4.40 4 | 4.60 3 | 5.06 4 | 5.40 3 | 5.87 1 | 6.45 1 | 7.00 1 | 7.88 1 | 12.80 2 | 401.00 23 |
| 1966 | 7.00 18 | 7.33 19 | 7.71 20 | 7.88 14 | 8.72 11 | 10.90 10 | 11.70 9 | 13.70 7 | 17.20 6 | 183.00 6 |
| 1967 | 7.00 19 | 7.40 20 | 7.61 17 | 8.50 20 | 9.07 15 | 11.00 11 | 11.40 7 | 20.50 17 | 40.10 16 | 397.00 22 |
| 1968 | 6.80 15 | 6.87 15 | 7.17 13 | 7.40 10 | 7.86 7 | 9.57 8 | 11.50 8 | 21.00 18 | 38.50 14 | 457.00 28 |
| 1969 | 13.00 31 | 13.70 31 | 14.00 30 | 15.10 30 | 16.00 26 | 18.80 22 | 32.60 23 | 86.20 34 | 144.00 34 | 392.00 21 |
| 1970 | 12.00 29 | 12.00 29 | 12.40 29 | 13.90 28 | 15.50 25 | 37.30 33 | 85.80 37 | 152.00 38 | 248.00 37 | 427.00 25 |
| 1971 | 9.80 25 | 9.93 26 | 10.50 27 | 10.60 24 | 12.80 24 | 14.80 19 | 16.20 17 | 18.40 14 | 32.30 13 | 344.00 17 |

HIGHEST MEAN DISCHARGE, IN CFS, AND RANKING, FOR THE FOLLOWING NUMBER OF CONSECUTIVE DAYS IN YEAR ENDING SEPTEMBER 30

| YEAR | 1 | 3 | 7 | 15 | 30 | 60 | 90 | 120 | 183 | ANNUAL |
|---|---|---|---|---|---|---|---|---|---|---|
| 1931 | 1600.0 39 | 1180.0 41 | 819.0 39 | 631.0 39 | 413.0 40 | 254.0 40 | 186.0 40 | 159.0 41 | 119.0 41 | 69.4 41 |
| 1932 | 3510.0 33 | 3490.0 31 | 2710.0 33 | 2040.0 26 | 1410.0 26 | 966.0 28 | 787.0 29 | 623.0 30 | 475.0 32 | 269.0 32 |
| 1933 | 5170.0 19 | 4900.0 18 | 4320.0 12 | 2820.0 14 | 1750.0 17 | 1550.0 11 | 1230.0 14 | 948.0 16 | 956.0 6 | 585.0 8 |
| 1934 | 4380.0 25 | 3430.0 33 | 2260.0 35 | 1340.0 37 | 958.0 37 | 660.0 37 | 484.0 37 | 436.0 37 | 372.0 34 | 231.0 33 |
| 1935 | 3750.0 32 | 3650.0 28 | 3270.0 22 | 2080.0 25 | 1100.0 36 | 737.0 35 | 581.0 36 | 467.0 36 | 349.0 36 | 189.0 36 |
| 1936 | 6750.0 14 | 5830.0 13 | 4040.0 15 | 2140.0 22 | 1260.0 31 | 880.0 33 | 646.0 35 | 498.0 35 | 340.0 37 | 178.0 37 |
| 1937 | 10200.0 2 | 7990.0 3 | 5700.0 5 | 4250.0 4 | 2830.0 5 | 1940.0 7 | 1470.0 7 | 1350.0 5 | 1000.0 6 | 635.0 4 |
| 1938 | 6110.0 16 | 5540.0 14 | 4100.0 13 | 3530.0 7 | 2960.0 4 | 2080.0 2 | 1540.0 5 | 1320.0 6 | 954.0 9 | 574.0 9 |
| 1939 | 8260.0 4 | 6780.0 7 | 4600.0 11 | 3100.0 10 | 2200.0 12 | 1500.0 13 | 1330.0 11 | 1020.0 14 | 713.0 19 | 377.0 20 |
| 1940 | 4820.0 21 | 4330.0 22 | 3280.0 21 | 2100.0 24 | 1300.0 30 | 941.0 30 | 733.0 32 | 607.0 33 | 442.0 33 | 230.0 34 |
| 1941 | 2470.0 38 | 2420.0 37 | 2000.0 37 | 1140.0 38 | 622.0 38 | 383.0 38 | 269.0 38 | 238.0 39 | 178.0 39 | 107.0 38 |
| 1942 | 4440.0 24 | 4030.0 23 | 3010.0 26 | 1920.0 27 | 1200.0 33 | 1020.0 25 | 853.0 25 | 680.0 28 | 593.0 26 | 331.0 25 |
| 1943 | 9490.0 3 | 8500.0 2 | 6250.0 3 | 4440.0 1 | 2640.0 7 | 1480.0 14 | 1280.0 12 | 1050.0 13 | 863.0 12 | 528.0 11 |
| 1944 | 7390.0 10 | 6350.0 11 | 4780.0 9 | 2980.0 11 | 1870.0 15 | 1450.0 15 | 1110.0 18 | 905.0 19 | 608.0 24 | 325.0 28 |
| 1945 | 4140.0 26 | 3830.0 25 | 3020.0 25 | 1730.0 33 | 1420.0 25 | 1160.0 23 | 892.0 23 | 841.0 22 | 635.0 21 | 327.0 27 |
| 1946 | 4070.0 27 | 3470.0 32 | 2850.0 30 | 1680.0 35 | 1120.0 34 | 702.0 36 | 761.0 31 | 611.0 32 | 611.0 23 | 356.0 23 |
| 1947 | 3870.0 30 | 3650.0 29 | 2970.0 28 | 2220.0 21 | 1600.0 20 | 1390.0 16 | 1160.0 16 | 919.0 18 | 766.0 16 | 423.0 17 |
| 1948 | 4690.0 22 | 4450.0 19 | 3210.0 23 | 2420.0 19 | 2390.0 10 | 1660.0 10 | 1380.0 10 | 1080.0 12 | 841.0 13 | 452.0 13 |
| 1949 | 3970.0 29 | 3830.0 26 | 2940.0 29 | 2680.0 16 | 2200.0 13 | 1730.0 9 | 1410.0 9 | 1220.0 8 | 922.0 10 | 542.0 10 |
| 1950 | 11300.0 1 | 9260.0 1 | 6260.0 2 | 4350.0 2 | 3490.0 1 | 2830.0 1 | 2330.0 1 | 2010.0 1 | 1380.0 1 | 735.0 1 |
| 1951 | 6750.0 15 | 5530.0 15 | 3900.0 16 | 2810.0 15 | 1720.0 18 | 1380.0 18 | 1260.0 13 | 1210.0 9 | 1070.0 5 | 590.0 7 |
| 1952 | 7660.0 7 | 6320.0 12 | 4060.0 14 | 2850.0 12 | 2340.0 11 | 1850.0 8 | 1700.0 2 | 1540.0 3 | 1170.0 3 | 620.0 5 |
| 1953 | 4050.0 28 | 3600.0 30 | 2510.0 34 | 1890.0 28 | 1430.0 24 | 938.0 31 | 841.0 26 | 713.0 27 | 599.0 25 | 328.0 26 |
| 1954 | 1440.0 40 | 1220.0 40 | 761.0 41 | 608.0 40 | 457.0 39 | 330.0 39 | 267.0 39 | 248.0 38 | 185.0 38 | 101.0 39 |
| 1955 | 3280.0 36 | 2920.0 36 | 2200.0 36 | 1710.0 34 | 1100.0 35 | 769.0 34 | 779.0 30 | 672.0 29 | 486.0 30 | 293.0 29 |
| 1956 | 2500.0 37 | 2230.0 38 | 1760.0 38 | 1510.0 36 | 1350.0 28 | 1140.0 24 | 840.0 27 | 737.0 26 | 586.0 27 | 389.0 19 |
| 1957 | 7380.0 11 | 6610.0 8 | 5730.0 4 | 3910.0 5 | 3090.0 2 | 2040.0 4 | 1690.0 3 | 1600.0 2 | 1250.0 2 | 673.0 2 |
| 1958 | 7620.0 9 | 7380.0 4 | 6370.0 1 | 4310.0 3 | 2450.0 8 | 1540.0 12 | 1180.0 15 | 984.0 15 | 773.0 14 | 640.0 3 |
| 1959 | 7660.0 8 | 6540.0 9 | 4720.0 10 | 3430.0 8 | 3060.0 3 | 2040.0 5 | 1490.0 6 | 1450.0 4 | 1070.0 4 | 600.0 6 |
| 1960 | 3450.0 34 | 3310.0 34 | 2820.0 31 | 1750.0 32 | 1310.0 29 | 921.0 32 | 807.0 28 | 774.0 25 | 573.0 28 | 358.0 22 |
| 1961 | 7050.0 12 | 6420.0 10 | 4960.0 8 | 3750.0 6 | 2430.0 9 | 1990.0 6 | 1580.0 4 | 1240.0 7 | 869.0 11 | 449.0 14 |
| 1962 | 5600.0 17 | 4400.0 21 | 2990.0 27 | 1890.0 29 | 1690.0 19 | 1390.0 17 | 1110.0 19 | 863.0 21 | 616.0 22 | 336.0 24 |
| 1963 | 7000.0 13 | 5310.0 16 | 3660.0 17 | 2480.0 18 | 1560.0 21 | 975.0 26 | 675.0 34 | 529.0 34 | 371.0 35 | 194.0 35 |
| 1964 | 8140.0 5 | 7340.0 5 | 5100.0 6 | 3200.0 9 | 2710.0 6 | 2070.0 3 | 1460.0 8 | 1110.0 10 | 739.0 17 | 374.0 21 |
| 1965 | 3450.0 35 | 3220.0 35 | 2770.0 32 | 1880.0 30 | 1400.0 27 | 1270.0 19 | 1020.0 21 | 801.0 24 | 545.0 29 | 279.0 30 |
| 1966 | 1400.0 41 | 1290.0 39 | 804.0 40 | 442.0 41 | 332.0 41 | 208.0 41 | 185.0 41 | 198.0 40 | 163.0 40 | 94.6 40 |
| 1967 | 7790.0 6 | 6840.0 6 | 5100.0 7 | 2840.0 13 | 1960.0 14 | 1260.0 20 | 1140.0 17 | 1080.0 11 | 961.0 7 | 504.0 12 |
| 1968 | 4860.0 20 | 4410.0 20 | 3620.0 19 | 2300.0 20 | 1520.0 22 | 1220.0 21 | 1040.0 20 | 920.0 17 | 768.0 15 | 448.0 15 |
| 1969 | 5420.0 18 | 4940.0 17 | 3660.0 18 | 2660.0 17 | 1770.0 16 | 1180.0 22 | 875.0 24 | 830.0 23 | 660.0 20 | 407.0 18 |
| 1970 | 4520.0 23 | 4020.0 24 | 3040.0 24 | 1810.0 31 | 1230.0 32 | 943.0 29 | 989.0 22 | 864.0 20 | 718.0 18 | 443.0 16 |
| 1971 | 3820.0 31 | 3690.0 27 | 3300.0 20 | 2120.0 23 | 1470.0 23 | 975.0 27 | 678.0 33 | 616.0 31 | 477.0 31 | 269.0 31 |

STATISTICS ON NORMAL MONTHLY MEANS(ALL DAYS)

| OCT | NOV | DEC | JAN | FEB | MARCH | APRIL | MAY | JUNE | JULY | AUG | SEPT |
|---|---|---|---|---|---|---|---|---|---|---|---|
| BY ROWS(MEAN,VARIANCE,STANDARD DEVIATION, SKEWNESS, COEFF. OF VARIATION,PERCENTAGE OF AVERAGE FLOW) | | | | | | | | | | | |
| 0.8557E+02 | 0.1458E+02 | 0.3425E+03 | 0.6182E+03 | 0.6688E+03 | 0.8856E+03 | 0.8154E+03 | 0.4512E+03 | 0.3105E+03 | 0.1732E+03 | 0.9766E+02 | 0.5975E+02 |
| 0.1733E+05 | 0.3793E+05 | 0.2162E+06 | 0.6087E+06 | 0.2877E+06 | 0.2536E+06 | 0.5106E+06 | 0.2249E+06 | 0.1622E+06 | 0.6894E+05 | 0.2876E+05 | 0.1222E+05 |
| 0.1317E+03 | 0.1948E+03 | 0.4650E+03 | 0.7802E+03 | 0.5364E+03 | 0.5036E+03 | 0.7145E+03 | 0.4743E+03 | 0.4027E+03 | 0.2626E+03 | 0.1696E+03 | 0.1105E+03 |
| 0.2764E+01 | 0.1863E+01 | 0.1717E+01 | 0.1934E+01 | 0.1090E+01 | 0.2299E+00 | 0.1413E+01 | 0.2497E+01 | 0.3675E+01 | 0.4079E+01 | 0.3145E+01 | 0.4718E+01 |
| 0.1470E+01 | 0.1336E+01 | 0.1358E+01 | 0.1262E+01 | 0.8020E+00 | 0.5686E+00 | 0.8763E+00 | 0.1051E+01 | 0.1297E+01 | 0.1516E+01 | 0.1737E+01 | 0.1850E+01 |
| 0.1923E+01 | 0.3130E+01 | 0.7352E+01 | 0.1327E+02 | 0.1436E+02 | 0.1901E+02 | 0.1751E+02 | 0.9687E+01 | 0.6665E+01 | 0.3719E+01 | 0.2096E+01 | 0.1283E+01 |

STATISTICS ON NORMAL ANNUAL MEANS(ALL DAYS)

| MEAN | VARIANCE | STANDARD DEVIATION | SKEWNESS | COEFF. OF VARIATION | SERIAL CORR |
|---|---|---|---|---|---|
| 0.3867E+03 | 0.2998E+05 | 0.1732E+03 | 0.5933E-01 | 0.4478E+00 | 0.3858E+00 |

STATISTICS ON LOG MONTHLY MEANS(ALL DAYS)

| OCT | NOV | DEC | JAN | FEB | MARCH | APRIL | MAY | JUNE | JULY | AUG | SEPT |
|---|---|---|---|---|---|---|---|---|---|---|---|
| BY ROWS(MEAN,VARIANCE,STANDARD DEVIATION, SKEWNESS, COEFF. OF VARIATION,PERCENTAGE OF AVERAGE FLOW) | | | | | | | | | | | |
| 0.1565E+01 | 0.1789E+01 | 0.2070E+01 | 0.2388E+01 | 0.2631E+01 | 0.2842E+01 | 0.2737E+01 | 0.2452E+01 | 0.2267E+01 | 0.2004E+01 | 0.1635E+01 | 0.1454E+01 |
| 0.3399E+00 | 0.3571E+00 | 0.5021E+00 | 0.4775E+00 | 0.2431E+00 | 0.1319E+00 | 0.1768E+00 | 0.2068E+00 | 0.1938E+00 | 0.1846E+00 | 0.2611E+00 | 0.2380E+00 |
| 0.5830E+00 | 0.5976E+00 | 0.7086E+00 | 0.6910E+00 | 0.4931E+00 | 0.3632E+00 | 0.4205E+00 | 0.4547E+00 | 0.4402E+00 | 0.4297E+00 | 0.5110E+00 | 0.4878E+00 |
| 0.4848E+00 | 0.2739E+00 | 0.1665E-01 | -0.3630E+00 | -0.1003E+01 | -0.1583E+01 | -0.2599E+00 | -0.4324E+00 | 0.2130E+00 | 0.2969E+00 | 0.7916E+00 | 0.7617E+00 |
| 0.3717E+00 | 0.3341E+00 | 0.3422E+00 | 0.2893E+00 | 0.1874E+00 | 0.1278E+00 | 0.1536E+00 | 0.1855E+00 | 0.1942E+00 | 0.2144E+00 | 0.3124E+00 | 0.3355E+00 |
| 0.6071E+01 | 0.6922E+01 | 0.8013E+01 | 0.9244E+01 | 0.1018E+02 | 0.1100E+02 | 0.1059E+02 | 0.9488E+01 | 0.8774E+01 | 0.7754E+01 | 0.6330E+01 | 0.5627E+01 |

STATISTICS ON LOG ANNUAL MEANS(ALL DAYS)

| MEAN | VARIANCE | STANDARD DEVIATION | SKEWNESS | COEFF. OF VARIATION | SERIAL CORR |
|---|---|---|---|---|---|
| 0.2531E+01 | 0.6088E-01 | 0.2467E+00 | -0.1101E+01 | 0.9748E-01 | 0.2841E+00 |

ANNUAL PEAKS

| | | | |
|---|---|---|---|
| 1904 | 17000 | 1941 | 2470 |
| 1911 | 3150 | 1942 | 4520 |
| 1912 | 6470 | 1943 | 9780 |
| 1913 | 25000 | 1944 | 7620 |
| 1914 | 4620 | 1945 | 4350 |
| 1915 | 4620 | 1946 | 4280 |
| 1916 | 9820 | 1947 | 3870 |
| 1917 | 3960 | 1948 | 4770 |
| 1918 | 5630 | 1949 | 4130 |
| 1919 | 8870 | 1950 | 11800 |
| 1920 | 6940 | 1951 | 7200 |
| 1921 | 5760 | 1952 | 8140 |
| 1922 | 8140 | 1953 | 4370 |
| 1923 | 5630 | 1954 | 1710 |
| 1924 | 5630 | 1955 | 4170 |
| 1925 | 5070 | 1956 | 2750 |
| 1926 | 6470 | 1957 | 8160 |
| 1927 | 8870 | 1958 | 7890 |
| 1928 | 3960 | 1959 | 9820 |
| 1929 | 4380 | 1960 | 3570 |
| 1930 | 11200 | 1961 | 7350 |
| 1931 | 1640 | 1962 | 6000 |
| 1932 | 3510 | 1963 | 7500 |
| 1933 | 6620 | 1964 | 8620 |
| 1934 | 3270 | 1965 | 3570 |
| 1935 | 3890 | 1966 | 1480 |
| 1936 | 6780 | 1967 | 7980 |
| 1937 | 10800 | 1968 | 5020 |
| 1938 | 6410 | 1969 | 5780 |
| 1939 | 8810 | 1970 | 4620 |
| 1940 | 4910 | 1971 | 4230 |

## 03323500 Wabash River at Huntington, Ind.

LOCATION.--Lat 40°51'20", long 85°29'53", in SW¼NE¼ sec.27, T.28 N., R.9 E., Huntington County, on right bank at the Huntington Water and Light Plant, 2 miles (3 km) south of Huntington, 2.4 miles (3.9 km) downstream from Huntington Lake, 3.2 miles (5.1 km) upstream from Little River, and at mile 409 (658 km).

DRAINAGE AREA.--721 mi² (1,867 km²).

REMARKS.--Flow regulated by Huntington Lake (See sta 03323450).

### DURATION TABLE OF DAILY DISCHARGE FOR YEAR ENDING SEPTEMBER 30

| CLASS | 0 | 1 | 2 | 3 | 4 | 5 | 6 | 7 | 8 | 9 | 10 | 11 | 12 | 13 | 14 | 15 | 16 | 17 | 18 | 19 | 20 | 21 | 22 | 23 | 24 | 25 | 26 | 27 | 28 | 29 | 30 | 31 | 32 | 33 | 34 | |
|---|---|---|---|---|---|---|---|---|---|---|---|---|---|---|---|---|---|---|---|---|---|---|---|---|---|---|---|---|---|---|---|---|---|---|---|---|
| YEAR | NUMBER OF DAYS IN CLASS | | | | | | | | | | | | | | | | | | | | | | | | | | | | | | | | | | | CFS_DAYS |
| 1952 | | | | | | | | 2 | 8 | 11 | 14 | 35 | 27 | 15 | 19 | 13 | 16 | 10 | 7 | 10 | 11 | 20 | 35 | 17 | 10 | 14 | 14 | 22 | 10 | 3 | 15 | 5 | 3 | | | 324008.0 |
| 1953 | | | | | | | | | 18 | 14 | 26 | 46 | 21 | 10 | 7 | 6 | 27 | 21 | 20 | 22 | 17 | 23 | 23 | 12 | 9 | 13 | 11 | 12 | 2 | 1 | 4 | | | | | 160683.0 |
| 1954 | | | | | | | 1 | 14 | 62 | 45 | 43 | 13 | 22 | 19 | 17 | 18 | 25 | 12 | 13 | 14 | 10 | 9 | 5 | 6 | 10 | 1 | 4 | 2 | | | | | | | | 56974.4 |
| 1955 | | | | | | | 3 | 8 | 8 | 5 | 8 | 9 | 9 | 33 | 40 | 33 | 34 | 22 | 14 | 22 | 15 | 19 | 11 | 15 | 7 | 14 | 6 | 12 | 9 | 4 | 4 | | 1 | | | 185355.2 |
| 1956 | | | | | | | | 15 | 7 | 4 | 12 | 4 | 20 | 23 | 17 | 20 | 36 | 25 | 18 | 23 | 17 | 11 | 14 | 18 | 14 | 15 | 11 | 21 | 17 | 3 | 1 | | | | | 217461.0 |
| 1957 | | | | | 2 | 2 | 9 | 15 | 11 | 14 | 22 | 13 | 15 | 19 | 8 | 7 | 24 | 20 | 12 | 18 | 14 | 26 | 15 | 11 | 8 | 13 | 7 | 17 | 14 | 10 | 6 | 8 | 3 | 2 | | 323050.0 |
| 1958 | | | | | | | | | | | 3 | 4 | 7 | 16 | 11 | 14 | 16 | 26 | 28 | 25 | 43 | 53 | 17 | 15 | 16 | 20 | 12 | 10 | 11 | 3 | 4 | 5 | 4 | 2 | | 311913.0 |
| 1959 | | | | | | | | | 6 | 10 | 11 | 17 | 25 | 15 | 13 | 23 | 20 | 35 | 12 | 15 | 10 | 17 | 23 | 19 | 12 | 19 | 13 | 17 | 7 | 4 | 3 | 7 | 6 | 6 | | 354464.0 |
| 1960 | | | | | | | | | 17 | 7 | 7 | 9 | 12 | 26 | 13 | 18 | 42 | 29 | 29 | 37 | 17 | 20 | 18 | 12 | 10 | 12 | 6 | 9 | 6 | 5 | 4 | 1 | | | | 179551.0 |
| 1961 | | | | | | | 18 | 23 | 36 | 36 | 21 | 8 | 6 | 12 | 19 | 32 | 17 | 11 | 12 | 11 | 11 | 6 | 14 | 11 | 9 | 6 | 4 | 14 | 6 | 7 | 10 | 1 | 3 | 1 | | 219942.1 |
| 1962 | | | | | | | 5 | 13 | 14 | 8 | 16 | 9 | 18 | 30 | 33 | 29 | 36 | 22 | 7 | 22 | 11 | 17 | 15 | 15 | 14 | 5 | 5 | 6 | 5 | 6 | 3 | 1 | | | | 154364.4 |
| 1963 | | | | | 1 | 3 | 1 | 4 | 8 | 32 | 38 | 62 | 31 | 29 | 17 | 12 | 16 | 23 | 12 | 5 | 12 | 10 | 7 | 10 | 8 | 1 | 5 | 6 | 5 | 2 | | 2 | 1 | 2 | | 101002.8 |
| 1964 | | | | | | 18 | 6 | 20 | 40 | 69 | 31 | 14 | 9 | 14 | 9 | 21 | 14 | 9 | 6 | 4 | 4 | 12 | 7 | 10 | 7 | 4 | 3 | 3 | 7 | 3 | 6 | 7 | 5 | 3 | 1 | 183417.2 |
| 1965 | | | 8 | 8 | 8 | 4 | 5 | 8 | 29 | 18 | 31 | 22 | 21 | 31 | 20 | 20 | 9 | 11 | 9 | 9 | 10 | 4 | 12 | 8 | 8 | 8 | 12 | 5 | 9 | 8 | 7 | 3 | | | | 143864.1 |

| CLASS | CFS | TOTAL | ACCUM | PERCT | CLASS | CFS | TOTAL | ACCUM | PERCT | CLASS | CFS | TOTAL | ACCUM | PERCT | CLASS | CFS | TOTAL | ACCUM | PERCT |
|---|---|---|---|---|---|---|---|---|---|---|---|---|---|---|---|---|---|---|---|
| 0 | 0.00 | 0 | 5114 | 100.0 | 9 | 19.00 | 254 | 4507 | 88.1 | 18 | 190.0 | 190 | 2126 | 41.6 | 27 | 1900 | 163 | 459 | 8.9 |
| 1 | 2.40 | 8 | 5114 | 100.0 | 10 | 24.00 | 281 | 4253 | 83.2 | 19 | 240.0 | 245 | 1936 | 37.9 | 28 | 2500 | 100 | 296 | 5.7 |
| 2 | 3.10 | 8 | 5106 | 99.8 | 11 | 31.00 | 228 | 3972 | 77.7 | 20 | 320.0 | 202 | 1691 | 33.1 | 29 | 3200 | 59 | 196 | 3.8 |
| 3 | 4.00 | 9 | 5098 | 99.7 | 12 | 40.00 | 256 | 3744 | 73.2 | 21 | 410.0 | 247 | 1489 | 29.1 | 30 | 4100 | 66 | 137 | 2.6 |
| 4 | 5.20 | 27 | 5089 | 99.5 | 13 | 52.00 | 264 | 3488 | 68.2 | 22 | 530.0 | 218 | 1242 | 24.3 | 31 | 5300 | 34 | 71 | 1.3 |
| 5 | 6.70 | 14 | 5062 | 99.0 | 14 | 68.00 | 250 | 3224 | 63.0 | 23 | 680.0 | 174 | 1024 | 20.0 | 32 | 6900 | 25 | 37 | .7 |
| 6 | 8.70 | 68 | 5048 | 98.7 | 15 | 87.00 | 252 | 2974 | 58.2 | 24 | 880.0 | 132 | 850 | 16.6 | 33 | 8900 | 12 | 12 | .2 |
| 7 | 11.00 | 167 | 4980 | 97.4 | 16 | 110.00 | 336 | 2722 | 53.2 | 25 | 1100.0 | 152 | 718 | 14.0 | 34 | 12000 | | | |
| 8 | 14.00 | 306 | 4813 | 94.1 | 17 | 150.00 | 260 | 2386 | 46.7 | 26 | 1500.0 | 107 | 566 | 11.1 | | | | | |

### LOWEST MEAN DISCHARGE, IN CFS, AND RANKING, FOR THE FOLLOWING NUMBER OF CONSECUTIVE DAYS IN YEAR ENDING MARCH 31

| YEAR | 1 | | 3 | | 7 | | 14 | | 30 | | 60 | | 90 | | 120 | | 183 | | ANNUAL | |
|---|---|---|---|---|---|---|---|---|---|---|---|---|---|---|---|---|---|---|---|---|
| 1952 | 11.00 | 8 | 14.00 | 9 | 16.10 | 9 | 18.80 | 9 | 19.80 | 8 | 22.00 | 7 | 25.70 | 7 | 35.80 | 7 | 79.40 | 7 | 847.00 | 12 |
| 1953 | 26.00 | 12 | 28.30 | 12 | 30.10 | 12 | 31.10 | 12 | 32.60 | 11 | 41.50 | 8 | 70.90 | 9 | 73.50 | 9 | 101.00 | 8 | 545.00 | 8 |
| 1954 | 11.00 | 9 | 11.70 | 8 | 13.10 | 8 | 15.10 | 8 | 16.70 | 6 | 17.70 | 5 | 18.80 | 5 | 19.50 | 4 | 26.50 | 4 | 179.00 | 1 |
| 1955 | 9.40 | 6 | 10.50 | 7 | 10.80 | 6 | 12.20 | 7 | 22.30 | 9 | 51.40 | 9 | 53.70 | 8 | 73.40 | 8 | 163.00 | 10 | 497.00 | 6 |
| 1956 | 9.40 | 7 | 9.40 | 6 | 10.90 | 7 | 12.00 | 6 | 19.20 | 7 | 80.90 | 11 | 153.00 | 13 | 169.00 | 12 | 180.00 | 11 | 518.00 | 7 |
| 1957 | 6.00 | 4 | 6.57 | 3 | 8.19 | 4 | 9.75 | 4 | 10.50 | 3 | 14.10 | 3 | 17.40 | 4 | 21.50 | 5 | 65.40 | 6 | 346.00 | 5 |
| 1958 | 20.00 | 11 | 21.30 | 11 | 21.10 | 11 | 24.40 | 11 | 38.00 | 12 | 158.00 | 14 | 180.00 | 14 | [illegible]7.00 | 13 | 662.00 | 14 | 1100.00 | 13 |
| 1959 | 35.00 | 14 | 36.30 | 14 | 38.00 | 14 | 40.50 | 13 | 80.30 | 14 | 131.00 | 13 | 151.00 | 12 | [illegible]78.00 | 14 | 378.00 | 13 | 1130.00 | 14 |
| 1960 | 14.00 | 10 | 14.70 | 10 | 18.30 | 10 | 19.60 | 10 | 29.20 | 10 | 54.20 | 10 | 92.90 | 10 | 124.00 | 11 | 249.00 | 12 | 697.00 | 10 |
| 1961 | 8.90 | 5 | 9.00 | 5 | 9.29 | 5 | 9.86 | 5 | 11.50 | 4 | 15.60 | 4 | 16.10 | 3 | 15.90 | 3 | 20.90 | 3 | 341.00 | 4 |
| 1962 | 30.00 | 13 | 31.70 | 13 | 36.60 | 13 | 40.70 | 14 | 68.30 | 13 | 95.00 | 12 | 95.10 | 11 | 108.00 | 10 | 147.00 | 9 | 740.00 | 11 |
| 1963 | 4.30 | 2 | 6.57 | 4 | 7.20 | 3 | 8.41 | 3 | 14.00 | 5 | 18.20 | 6 | 21.70 | 6 | 23.80 | 6 | 27.30 | 5 | 254.00 | 3 |
| 1964 | 5.20 | 3 | 5.20 | 2 | 5.20 | 2 | 5.30 | 2 | 8.04 | 2 | 11.80 | 2 | 12.40 | 2 | 13.30 | 2 | 19.10 | 1 | 251.00 | 2 |
| 1965 | 2.40 | 1 | 2.53 | 1 | 2.89 | 1 | 3.14 | 1 | 4.55 | 1 | 8.96 | 1 | 9.79 | 1 | 11.10 | 1 | 20.50 | 2 | 547.00 | 9 |

### HIGHEST MEAN DISCHARGE, IN CFS, AND RANKING, FOR THE FOLLOWING NUMBER OF CONSECUTIVE DAYS IN YEAR ENDING SEPTEMBER 30

| YEAR | 1 | | 3 | | 7 | | 15 | | 30 | | 60 | | 90 | | 120 | | 183 | | ANNUAL | |
|---|---|---|---|---|---|---|---|---|---|---|---|---|---|---|---|---|---|---|---|---|
| 1952 | 8130.0 | 8 | 7480.0 | 6 | 5100.0 | 7 | 3860.0 | 6 | 3170.0 | 6 | 2470.0 | 5 | 2340.0 | 2 | 2120.0 | 2 | 1670.0 | 2 | 885.0 | 2 |
| 1953 | 4960.0 | 11 | 4740.0 | 11 | 3500.0 | 11 | 2650.0 | 9 | 2010.0 | 9 | 1330.0 | 12 | 1170.0 | 11 | 970.0 | 12 | 802.0 | 9 | 440.0 | 10 |
| 1954 | 1920.0 | 14 | 1570.0 | 14 | 1010.0 | 14 | 861.0 | 14 | 657.0 | 14 | 494.0 | 14 | 405.0 | 14 | 380.0 | 14 | 281.0 | 14 | 156.0 | 14 |
| 1955 | 8320.0 | 7 | 5460.0 | 8 | 4240.0 | 8 | 2680.0 | 8 | 1970.0 | 10 | 1340.0 | 10 | 1290.0 | 9 | 1120.0 | 7 | 808.0 | 8 | 508.0 | 7 |
| 1956 | 4250.0 | 12 | 3580.0 | 13 | 2820.0 | 13 | 2430.0 | 10 | 2230.0 | 7 | 1760.0 | 7 | 1280.0 | 10 | 1100.0 | 8 | 895.0 | 7 | 594.0 | 6 |
| 1957 | 9720.0 | 4 | 9160.0 | 3 | 7900.0 | 2 | 5450.0 | 2 | 4250.0 | 2 | 2780.0 | 2 | 2250.0 | 3 | 2110.0 | 3 | 1640.0 | 3 | 885.0 | 3 |
| 1958 | 10800.0 | 2 | 9840.0 | 2 | 8540.0 | 1 | 5600.0 | 1 | 3190.0 | 5 | 2100.0 | 6 | 1610.0 | 6 | 1330.0 | 6 | 1030.0 | 5 | 855.0 | 4 |
| 1959 | 11500.0 | 1 | 10500.0 | 1 | 7650.0 | 3 | 5320.0 | 3 | 5000.0 | 1 | 3180.0 | 1 | 2380.0 | 1 | 2300.0 | 1 | 1730.0 | 1 | 971.0 | 1 |
| 1960 | 5480.0 | 10 | 4770.0 | 10 | 3710.0 | 9 | 2330.0 | 12 | 1760.0 | 13 | 1270.0 | 13 | 1070.0 | 12 | 1030.0 | 11 | 783.0 | 10 | 491.0 | 9 |
| 1961 | 9760.0 | 3 | 8670.0 | 4 | 6880.0 | 4 | 5110.0 | 4 | 3410.0 | 4 | 2640.0 | 4 | 2120.0 | 4 | 1660.0 | 4 | 1170.0 | 4 | 603.0 | 5 |
| 1962 | 5900.0 | 9 | 5200.0 | 9 | 3660.0 | 10 | 2230.0 | 13 | 1920.0 | 11 | 1600.0 | 9 | 1350.0 | 8 | 1050.0 | 10 | 769.0 | 11 | 423.0 | 11 |
| 1963 | 8500.0 | 6 | 7260.0 | 7 | 5140.0 | 6 | 3370.0 | 7 | 2150.0 | 8 | 1330.0 | 11 | 950.0 | 13 | 756.0 | 13 | 525.0 | 13 | 277.0 | 13 |
| 1964 | 9440.0 | 5 | 8610.0 | 5 | 6460.0 | 5 | 4140.0 | 5 | 3520.0 | 3 | 2730.0 | 3 | 1920.0 | 5 | 1470.0 | 5 | 987.0 | 6 | 501.0 | 8 |
| 1965 | 4240.0 | 13 | 4000.0 | 12 | 3470.0 | 12 | 2390.0 | 11 | 1810.0 | 12 | 1700.0 | 8 | 1390.0 | 7 | 1100.0 | 9 | 762.0 | 12 | 394.0 | 12 |

STATISTICS ON NORMAL MONTHLY MEANS(ALL DAYS)

| OCT | NOV | DEC | JAN | FEB | MARCH | APRIL | MAY | JUNE | JULY | AUG | SEPT |
|---|---|---|---|---|---|---|---|---|---|---|---|

BY ROWS(MEAN,VARIANCE,STANDARD DEVIATION, SKEWNESS, COEFF. OF VARIATION,PERCENTAGE OF AVERAGE FLOW)

| | | | | | | | | | | | |
|---|---|---|---|---|---|---|---|---|---|---|---|
| 0.1814E+03 | 0.3704E+03 | 0.6664E+03 | 0.7575E+03 | 0.9993E+03 | 0.1327E+04 | 0.1304E+04 | 0.5818E+03 | 0.4830E+03 | 0.3034E+03 | 0.1414E+03 | 0.1233E+03 |
| 0.7345E+05 | 0.4367E+06 | 0.6362E+06 | 0.5602E+06 | 0.6391E+06 | 0.5072E+06 | 0.1331E+07 | 0.1444E+06 | 0.4007E+06 | 0.1866E+06 | 0.3940E+05 | 0.3212E+05 |
| 0.2710E+03 | 0.6609E+03 | 0.7976E+03 | 0.7485E+03 | 0.7995E+03 | 0.7122E+03 | 0.1154E+04 | 0.3800E+03 | 0.6330E+03 | 0.4319E+03 | 0.1985E+03 | 0.1792E+03 |
| 0.2636E+01 | 0.3102E+01 | 0.1152E+01 | 0.1252E+01 | 0.1311E+01 | -0.1011E-01 | 0.1170E+01 | 0.8539E+00 | 0.3621E+01 | 0.3299E+01 | 0.2147E+01 | 0.2460E+01 |
| 0.1494E+01 | 0.1784E+01 | 0.1197E+01 | 0.9881E+00 | 0.8000E+00 | 0.5369E+00 | 0.8846E+00 | 0.6531E+00 | 0.1310E+01 | 0.1423E+01 | 0.1404E+01 | 0.1453E+01 |
| 0.2506E+01 | 0.5116E+01 | 0.9206E+01 | 0.1046E+02 | 0.1380E+02 | 0.1833E+02 | 0.1802E+02 | 0.8037E+01 | 0.6673E+01 | 0.4192E+01 | 0.1954E+01 | 0.1704E+01 |

STATISTICS ON NORMAL ANNUAL MEANS(ALL DAYS)

| MEAN | VARIANCE | STANDARD DEVIATION | SKEWNESS | COEFF. OF VARIATION | SERIAL CORR |
|---|---|---|---|---|---|
| 0.6007E+03 | 0.6848E+05 | 0.2617E+03 | 0.2079E+00 | 0.4356E+00 | 0.3375E+00 |

STATISTICS ON LOG MONTHLY MEANS(ALL DAYS)

| OCT | NOV | DEC | JAN | FEB | MARCH | APRIL | MAY | JUNE | JULY | AUG | SEPT |
|---|---|---|---|---|---|---|---|---|---|---|---|

BY ROWS(MEAN,VARIANCE,STANDARD DEVIATION, SKEWNESS, COEFF. OF VARIATION,PERCENTAGE OF AVERAGE FLOW)

| | | | | | | | | | | | |
|---|---|---|---|---|---|---|---|---|---|---|---|
| 0.1832E+01 | 0.2089E+01 | 0.2375E+01 | 0.2573E+01 | 0.2807E+01 | 0.3042E+01 | 0.2924E+01 | 0.2671E+01 | 0.2488E+01 | 0.2263E+01 | 0.1863E+01 | 0.1757E+01 |
| 0.4212E+00 | 0.4480E+00 | 0.5656E+00 | 0.3960E+00 | 0.2634E+00 | 0.8791E-01 | 0.2126E+00 | 0.9254E-01 | 0.1578E+00 | 0.1574E+00 | 0.2250E+00 | 0.2807E+00 |
| 0.6490E+00 | 0.6693E+00 | 0.7521E+00 | 0.6293E+00 | 0.5132E+00 | 0.2965E+00 | 0.4611E+00 | 0.3042E+00 | 0.3973E+00 | 0.3967E+00 | 0.4743E+00 | 0.5298E+00 |
| 0.2647E+00 | 0.2860E+00 | -0.3191E+00 | -0.6170E+00 | -0.1322E+01 | -0.6912E+00 | -0.5424E+00 | -0.2628E+00 | 0.4864E+00 | 0.1055E+01 | 0.8365E+00 | 0.6696E+00 |
| 0.3543E+00 | 0.3204E+00 | 0.3167E+00 | 0.2446E+00 | 0.1828E+00 | 0.9748E-01 | 0.1577E+00 | 0.1139E+00 | 0.1597E+00 | 0.1753E+00 | 0.2546E+00 | 0.3016E+00 |
| 0.6387E+01 | 0.7284E+01 | 0.8280E+01 | 0.8971E+01 | 0.9786E+01 | 0.1060E+02 | 0.1019E+02 | 0.9311E+01 | 0.8675E+01 | 0.7890E+01 | 0.6494E+01 | 0.6124E+01 |

STATISTICS ON LOG ANNUAL MEANS(ALL DAYS)

| MEAN | VARIANCE | STANDARD DEVIATION | SKEWNESS | COEFF. OF VARIATION | SERIAL CORR |
|---|---|---|---|---|---|
| 0.2729E+01 | 0.5310E-01 | 0.2304E+00 | -0.1056E+01 | 0.8443E-01 | 0.2112E+00 |

**ANNUAL PEAKS**

| | |
|---|---|
| 1951 | 7710 |
| 1952 | 8570 |
| 1953 | 5520 |
| 1954 | 2270 |
| 1955 | 9220 |
| 1956 | 5070 |
| 1957 | 9880 |
| 1958 | 11400 |
| 1959 | 14900 |
| 1960 | 5610 |
| 1961 | 10100 |
| 1962 | 6300 |
| 1963 | 9120 |
| 1964 | 9760 |
| 1965 | 4360 |
| 1966 | 2470 |
| 1967 | 8500 |
| 1968 | 6800 |
| 1969 | 5130 |
| 1970 | 5400 |
| 1971 | 4260 |
| 1972 | 4260 |
| 1973 | 4470 |

**ANALYSIS AFTER REGULATION**

DURATION TABLE OF DAILY DISCHARGE FOR YEAR ENDING SEPTEMBER 30

| CLASS | 0 | 1 | 2 | 3 | 4 | 5 | 6 | 7 | 8 | 9 | 10 | 11 | 12 | 13 | 14 | 15 | 16 | 17 | 18 | 19 | 20 | 21 | 22 | 23 | 24 | 25 | 26 | 27 | 28 | 29 | 30 | 31 | 32 | 33 | 34 |
|---|---|---|---|---|---|---|---|---|---|---|---|---|---|---|---|---|---|---|---|---|---|---|---|---|---|---|---|---|---|---|---|---|---|---|---|
| YEAR | NUMBER OF DAYS IN CLASS | | | | | | | | | | | | | | | | | | | | | | | | | | | | | | | | | | CFS_DAYS |
| 1970 | | | | | | | | | 15 | 10 | 8 | 16 | 4 | 17 | 11 | 14 | 32 | 6 | 29 | 40 | 35 | 19 | 17 | 21 | 13 | 13 | 9 | 13 | 8 | 10 | 5 | | | | 231999.0 |
| 1971 | | | | | | | | 2 | 21 | 21 | 20 | 25 | 39 | 15 | 28 | 23 | 27 | 15 | 15 | 14 | 18 | 14 | 12 | 8 | 11 | 6 | 8 | 8 | 5 | 7 | 3 | | | | 149052.6 |
| 1972 | | | | | | | | | 15 | | 1 | 4 | 8 | 11 | 24 | 18 | 25 | 18 | 19 | 19 | 33 | 27 | 17 | 17 | 15 | 24 | 18 | 13 | 21 | 15 | 4 | | | | 305333.0 |
| 1973 | | | | | | | | | | 2 | 3 | 4 | 4 | 6 | 1 | 9 | 12 | 31 | 19 | 17 | 17 | 28 | 33 | 20 | 10 | 29 | 33 | 32 | 24 | 27 | 4 | | | | 425953.0 |

| CLASS | CFS | TOTAL | ACCUM | PERCT | CLASS | CFS | TOTAL | ACCUM | PERCT | CLASS | CFS | TOTAL | ACCUM | PERCT | CLASS | CFS | TOTAL | ACCUM | PERCT |
|---|---|---|---|---|---|---|---|---|---|---|---|---|---|---|---|---|---|---|---|
| 0 | 0.00 | 0 | 1461 | 100.0 | 9 | 19.00 | 33 | 1408 | 96.4 | 18 | 190.0 | 82 | 896 | 61.3 | 27 | 1900 | 66 | 199 | 13.6 |
| 1 | 2.40 | 0 | 1461 | 100.0 | 10 | 24.00 | 32 | 1375 | 94.1 | 19 | 240.0 | 90 | 814 | 55.7 | 28 | 2500 | 58 | 133 | 9.1 |
| 2 | 3.10 | 0 | 1461 | 100.0 | 11 | 31.00 | 49 | 1343 | 91.9 | 20 | 320.0 | 103 | 724 | 49.6 | 29 | 3200 | 59 | 75 | 5.1 |
| 3 | 4.00 | 0 | 1461 | 100.0 | 12 | 40.00 | 55 | 1294 | 88.6 | 21 | 410.0 | 88 | 621 | 42.5 | 30 | 4100 | 16 | 16 | 1.0 |
| 4 | 5.20 | 0 | 1461 | 100.0 | 13 | 52.00 | 49 | 1239 | 84.8 | 22 | 530.0 | 79 | 533 | 36.5 | 31 | 5300 | | | |
| 5 | 6.70 | 0 | 1461 | 100.0 | 14 | 68.00 | 64 | 1190 | 81.5 | 23 | 680.0 | 66 | 454 | 31.1 | 32 | 6900 | | | |
| 6 | 8.70 | 2 | 1461 | 100.0 | 15 | 87.00 | 64 | 1126 | 77.1 | 24 | 880.0 | 49 | 388 | 26.6 | 33 | 8900 | | | |
| 7 | 11.00 | 0 | 1459 | 99.9 | 16 | 110.00 | 96 | 1062 | 72.7 | 25 | 1100.0 | 72 | 339 | 23.2 | 34 | 12000 | | | |
| 8 | 14.00 | 51 | 1459 | 99.9 | 17 | 150.00 | 70 | 966 | 66.1 | 26 | 1500.0 | 68 | 267 | 18.3 | | | | | |

LOWEST MEAN DISCHARGE, IN CFS, AND RANKING, FOR THE FOLLOWING NUMBER OF CONSECUTIVE DAYS IN YEAR ENDING MARCH 31

| YEAR | 1 | | 3 | | 7 | | 14 | | 30 | | 60 | | 90 | | 120 | | 183 | | ANNUAL | |
|---|---|---|---|---|---|---|---|---|---|---|---|---|---|---|---|---|---|---|---|---|
| 1970 | 16.00 | 4 | 16.00 | 4 | 16.90 | 3 | 18.70 | 3 | 24.00 | 1 | 50.00 | 1 | 154.00 | 3 | 238.00 | 3 | 361.00 | 3 | 627.00 | 3 |
| 1971 | 15.00 | 3 | 15.30 | 3 | 16.90 | 4 | 17.90 | 2 | 26.60 | 3 | 61.10 | 2 | 78.30 | 1 | 80.60 | 1 | 94.40 | 1 | 509.00 | 1 |
| 1972 | 8.80 | 1 | 10.50 | 1 | 15.90 | 2 | 17.70 | 1 | 24.50 | 2 | 90.00 | 3 | 151.00 | 2 | 222.00 | 2 | 239.00 | 2 | 514.00 | 2 |
| 1973 | 15.00 | 2 | 15.00 | 2 | 15.00 | 1 | 22.10 | 4 | 37.20 | 4 | 207.00 | 4 | 224.00 | 4 | 297.00 | 4 | 619.00 | 4 | 1350.00 | 4 |

HIGHEST MEAN DISCHARGE, IN CFS, AND RANKING, FOR THE FOLLOWING NUMBER OF CONSECUTIVE DAYS IN YEAR ENDING SEPTEMBER 30

WABASH RIVER AT HUNTINGTON, IND.

| YEAR | 1 | | 3 | | 7 | | 15 | | 30 | | 60 | | 90 | | 120 | | 183 | | ANNUAL | |
|---|---|---|---|---|---|---|---|---|---|---|---|---|---|---|---|---|---|---|---|---|
| 1970 | 5280.0 | 1 | 4830.0 | 1 | 3920.0 | 3 | 2700.0 | 4 | 1780.0 | 4 | 1320.0 | 4 | 1330.0 | 3 | 1200.0 | 3 | 1040.0 | 3 | 636.0 | 3 |
| 1971 | 4240.0 | 2 | 4160.0 | 3 | 3980.0 | 1 | 3140.0 | 3 | 2230.0 | 3 | 1370.0 | 3 | 948.0 | 4 | 868.0 | 4 | 659.0 | 4 | 408.0 | 4 |
| 1972 | 4150.0 | 4 | 4110.0 | 4 | 3920.0 | 2 | 3600.0 | 1 | 3180.0 | 1 | 2110.0 | 2 | 1740.0 | 2 | 1410.0 | 2 | 1360.0 | 2 | 834.0 | 2 |
| 1973 | 4230.0 | 3 | 4180.0 | 2 | 3710.0 | 4 | 3510.0 | 2 | 2970.0 | 2 | 2420.0 | 1 | 2000.0 | 1 | 1780.0 | 1 | 1810.0 | 1 | 1170.0 | 1 |

STATISTICS ON NORMAL MONTHLY MEANS(ALL DAYS)

| OCT | NOV | DEC | JAN | FEB | MARCH | APRIL | MAY | JUNE | JULY | AUG | SEPT |
|---|---|---|---|---|---|---|---|---|---|---|---|
| BY ROWS(MEAN,VARIANCE,STANDARD DEVIATION, SKEWNESS, COEFF. OF VARIATION,PERCENTAGE OF AVERAGE FLOW) | | | | | | | | | | | |
| 0.5220E+03 | 0.1063E+04 | 0.9600E+03 | 0.6564E+03 | 0.1108E+04 | 0.1402E+04 | 0.1534E+04 | 0.6576E+03 | 0.4938E+03 | 0.2387E+03 | 0.1830E+03 | 0.3684E+03 |
| 0.2116E+06 | 0.1800E+07 | 0.5677E+06 | 0.2695E+06 | 0.2979E+06 | 0.4960E+06 | 0.1338E+07 | 0.1611E+06 | 0.4339E+05 | 0.3467E+05 | 0.5519E+05 | 0.8783E+05 |
| 0.4600E+03 | 0.1342E+04 | 0.8172E+03 | 0.5192E+03 | 0.5458E+03 | 0.7043E+03 | 0.1157E+04 | 0.4014E+03 | 0.2083E+03 | 0.1862E+03 | 0.2349E+03 | 0.2964E+03 |
| 0.1433E+01 | 0.1222E+01 | 0.1219E+00 | -0.1246E+00 | -0.9356E+00 | 0.1859E+01 | -0.1972E+00 | 0.1071E+01 | -0.4370E+00 | 0.1617E+01 | 0.1894E+01 | 0.6166E+00 |
| 0.8812E+00 | 0.1262E+01 | 0.8512E+00 | 0.7909E+00 | 0.4928E+00 | 0.5025E+00 | 0.7539E+00 | 0.6104E+00 | 0.4219E+00 | 0.7800E+00 | 0.1283E+01 | 0.8044E+00 |
| 0.5682E+01 | 0.1157E+02 | 0.1045E+02 | 0.7146E+01 | 0.1206E+02 | 0.1526E+02 | 0.1670E+02 | 0.7158E+01 | 0.5375E+01 | 0.2599E+01 | 0.1993E+01 | 0.4011E+01 |

STATISTICS ON NORMAL ANNUAL MEANS(ALL DAYS)

| MEAN | VARIANCE | STANDARD DEVIATION | SKEWNESS | COEFF. OF VARIATION | SERIAL CORR |
|---|---|---|---|---|---|
| 0.7613E+03 | 0.1034E+06 | 0.3216E+03 | 0.4251E+00 | 0.4224E+00 | 0.4023E+00 |

STATISTICS ON LOG MONTHLY MEANS(ALL DAYS)

| OCT | NOV | DEC | JAN | FEB | MARCH | APRIL | MAY | JUNE | JULY | AUG | SEPT |
|---|---|---|---|---|---|---|---|---|---|---|---|
| BY ROWS(MEAN,VARIANCE,STANDARD DEVIATION, SKEWNESS, COEFF. OF VARIATION,PERCENTAGE OF AVERAGE FLOW) | | | | | | | | | | | |
| 0.2583E+01 | 0.2564E+01 | 0.2807E+01 | 0.2649E+01 | 0.2987E+01 | 0.3112E+01 | 0.2941E+01 | 0.2757E+01 | 0.2658E+01 | 0.2288E+01 | 0.2016E+01 | 0.2428E+01 |
| 0.1669E+00 | 0.6966E+00 | 0.2418E+00 | 0.2511E+00 | 0.8047E-01 | 0.3588E-01 | 0.4910E+00 | 0.7180E-01 | 0.4510E-01 | 0.9914E-01 | 0.2606E+00 | 0.1850E+00 |
| 0.4085E+00 | 0.8346E+00 | 0.4917E+00 | 0.5011E+00 | 0.2837E+00 | 0.1894E+00 | 0.7007E+00 | 0.2680E+00 | 0.2124E+00 | 0.3149E+00 | 0.5105E+00 | 0.4301E+00 |
| -0.6305E-01 | 0.1276E+00 | -0.3256E+00 | -0.8824E+00 | -0.1486E+01 | 0.1665E+01 | -0.1799E+01 | 0.1682E+00 | -0.1026E+01 | 0.7886E+00 | 0.1277E+01 | -0.4683E+00 |
| 0.1582E+00 | 0.3255E+00 | 0.1752E+00 | 0.1892E+00 | 0.9498E-01 | 0.6086E-01 | 0.2383E+00 | 0.9720E-01 | 0.7988E-01 | 0.1376E+00 | 0.2533E+00 | 0.1771E+00 |
| 0.8124E+01 | 0.8066E+01 | 0.8829E+01 | 0.8333E+01 | 0.9395E+01 | 0.9790E+01 | 0.9252E+01 | 0.8672E+01 | 0.8362E+01 | 0.7197E+01 | 0.6341E+01 | 0.7639E+01 |

STATISTICS ON LOG ANNUAL MEANS(ALL DAYS)

| MEAN | VARIANCE | STANDARD DEVIATION | SKEWNESS | COEFF. OF VARIATION | SERIAL CORR |
|---|---|---|---|---|---|
| 0.2851E+01 | 0.3716E-01 | 0.1928E+00 | -0.3139E+00 | 0.6763E-01 | 0.1804E+00 |

## 03324000 Little River near Huntington, Ind.

LOCATION.--Lat 40°54'14", long 85°24'22", in NE¼NW¼ sec.9, T.28 N., R.10 E., Huntington County, on right bank on upstream side of highway bridge, 5 miles (8 km) east of Huntington.

DRAINAGE AREA.--263 mi² (681 km²).

### DURATION TABLE OF DAILY DISCHARGE FOR YEAR ENDING SEPTEMBER 30

| CLASS | 0 | 1 | 2 | 3 | 4 | 5 | 6 | 7 | 8 | 9 | 10 | 11 | 12 | 13 | 14 | 15 | 16 | 17 | 18 | 19 | 20 | 21 | 22 | 23 | 24 | 25 | 26 | 27 | 28 | 29 | 30 | 31 | 32 | 33 | 34 |
|---|---|---|---|---|---|---|---|---|---|---|---|---|---|---|---|---|---|---|---|---|---|---|---|---|---|---|---|---|---|---|---|---|---|---|---|
| YEAR | NUMBER OF DAYS IN CLASS | | | | | | | | | | | | | | | | | | | | | | | | | | | | | | | | | | CFS_DAYS |
| 1945 | | | | | | | 1 | 21 | 21 | 28 | 40 | 35 | 21 | 12 | 19 | 19 | 15 | 16 | 15 | 16 | 10 | 7 | 7 | 10 | 8 | 5 | 13 | 3 | 3 | 7 | 7 | 5 | 1 | | 76222.4 |
| 1946 | | | | | | 2 | 3 | 11 | 15 | 17 | 13 | 21 | 22 | 51 | 31 | 21 | 19 | 16 | 9 | 22 | 14 | 15 | 18 | 12 | 9 | 6 | 5 | 3 | 2 | 6 | 2 | | | | 51484.9 |
| 1947 | | 1 | 3 | 6 | 6 | 6 | 5 | 11 | 15 | 13 | 30 | 29 | 16 | 20 | 25 | 14 | 24 | 7 | 12 | 9 | 18 | 12 | 15 | 13 | 11 | 10 | 7 | 6 | 3 | 7 | 3 | 6 | 2 | | 79337.3 |
| 1948 | | | 1 | 1 | 1 | 1 | 3 | 6 | 16 | 8 | 13 | 8 | 10 | 10 | 27 | 32 | 56 | 20 | 10 | 14 | 18 | 8 | 12 | 7 | 10 | 11 | 12 | 12 | 7 | 10 | 7 | 8 | 5 | 2 | 125699.6 |
| 1949 | | | | | | | | 1 | 8 | 15 | 16 | 11 | 8 | 11 | 17 | 27 | 25 | 38 | 25 | 29 | 29 | 15 | 9 | 16 | 11 | 10 | 7 | 16 | 6 | 5 | 3 | 5 | 2 | | 94099.6 |
| 1950 | | | | | | | | 1 | | 2 | 5 | 14 | 25 | 17 | 30 | 30 | 18 | 22 | 13 | 14 | 17 | 18 | 22 | 17 | 9 | 18 | 11 | 10 | 14 | 7 | 10 | 9 | 8 | 3 | 1 | 164358.0 |
| 1951 | | | | | | | | | | 8 | 11 | 13 | 19 | 17 | 19 | 13 | 10 | 41 | 16 | 25 | 27 | 27 | 19 | 17 | 9 | 16 | 14 | 10 | 13 | 8 | 5 | 4 | 2 | 2 | | 120573.4 |
| 1952 | | | | | | | | | | 10 | 8 | 37 | 30 | 14 | 8 | 10 | 17 | 20 | 22 | 32 | 21 | 21 | 17 | 18 | 13 | 16 | 6 | 16 | 7 | 7 | 4 | 9 | 2 | 1 | | 118112.8 |
| 1953 | | | | | | | | | | 13 | 76 | 45 | 19 | 7 | 9 | 14 | 23 | 17 | 13 | 30 | 28 | 16 | 13 | 10 | 7 | 8 | 6 | 4 | 5 | | | 1 | 1 | | | 50070.3 |
| 1954 | | | | | | | | | 36 | 81 | 44 | 33 | 19 | 11 | 19 | 15 | 16 | 19 | 13 | 15 | 13 | 8 | 9 | 1 | 1 | 4 | 3 | 3 | 1 | 1 | | | | | 24457.1 |
| 1955 | | | | | | | | 6 | 12 | 15 | 9 | 14 | 16 | 17 | 15 | 17 | 38 | 36 | 20 | 26 | 18 | 16 | 10 | 17 | 11 | 10 | 4 | 10 | 8 | 6 | 3 | 7 | 2 | 2 | | 102247.1 |
| 1956 | | | | | | | | | 30 | 6 | 6 | 11 | 24 | 25 | 24 | 37 | 20 | 20 | 15 | 22 | 19 | 17 | 26 | 14 | 10 | 8 | 6 | 6 | 7 | 9 | 1 | 1 | 2 | | | 77039.5 |
| 1957 | | | | | | | | | 27 | 33 | 21 | 16 | 21 | 28 | 18 | 13 | 32 | 26 | 11 | 17 | 17 | 13 | 7 | 11 | 8 | 10 | 6 | 9 | 6 | 4 | 3 | 5 | 1 | 2 | | 82433.5 |
| 1958 | | | | | | | | | | | | | 35 | 21 | 25 | 34 | 35 | 30 | 27 | 29 | 21 | 19 | 8 | 14 | 12 | 12 | 7 | 4 | 7 | 10 | 3 | 11 | 1 | | | 104728.0 |
| 1959 | | | | | | | | | | 15 | 19 | 34 | 41 | 19 | 19 | 19 | 11 | 12 | 9 | 17 | 16 | 18 | 17 | 20 | 17 | 11 | 9 | 6 | 10 | 5 | 5 | 5 | 5 | 6 | | 129944.8 |
| 1960 | | | | | | | | | 5 | 27 | 21 | 16 | 20 | 16 | 9 | 33 | 37 | 34 | 17 | 32 | 17 | 17 | 13 | 10 | 6 | 4 | 5 | 4 | 6 | 5 | 7 | 2 | 1 | | | 72948.4 |
| 1961 | | | | | | | | | 18 | 69 | 37 | 17 | 19 | 20 | 27 | 18 | 17 | 15 | 7 | 22 | 9 | 17 | 8 | 7 | 6 | 4 | 2 | 7 | 8 | 5 | 6 | | | | | 58914.9 |
| 1962 | | | | | | 9 | 10 | 5 | 7 | 19 | 12 | 8 | 16 | 16 | 19 | 21 | 39 | 38 | 16 | 14 | 23 | 22 | 16 | 10 | 9 | 3 | 5 | 5 | 7 | 4 | 4 | 4 | 4 | | | 64405.8 |
| 1963 | | | | | | 1 | 4 | 26 | 28 | 43 | 64 | 34 | 28 | 20 | 16 | 21 | 13 | 10 | 8 | 6 | 10 | 5 | 7 | 2 | 6 | 3 | 2 | 1 | 1 | 2 | 1 | 2 | 1 | | | 24831.5 |
| 1964 | | | | | | | | | 14 | 47 | 69 | 33 | 29 | 21 | 9 | 14 | 15 | 13 | 18 | 8 | 9 | 11 | 9 | 9 | 7 | 7 | 4 | 5 | 1 | 7 | 5 | | 2 | | | 44887.3 |
| 1965 | | | | | | | | 6 | 6 | 24 | 53 | 37 | 47 | 26 | 12 | 16 | 17 | 11 | 15 | 13 | 9 | 12 | 5 | 8 | 4 | 6 | 9 | 6 | 2 | 10 | 4 | 4 | 3 | | | 60010.6 |
| 1966 | | | | | | | | | 2 | 9 | 18 | 35 | 38 | 50 | 25 | 43 | 22 | 16 | 22 | 16 | 20 | 16 | 12 | 3 | 5 | 2 | 2 | 4 | 2 | 3 | | | | | | 27878.4 |
| 1967 | | | | | | | | | 1 | 21 | 21 | 24 | 37 | 13 | 10 | 11 | 24 | 12 | 22 | 19 | 16 | 18 | 19 | 18 | 12 | 13 | 9 | 8 | 7 | 8 | 8 | 3 | 6 | 1 | 4 | 104385.2 |
| 1968 | | | | | | | | | | | 1 | 6 | 7 | 21 | 20 | 27 | 27 | 63 | 40 | 15 | 22 | 16 | 10 | 9 | 19 | 9 | 9 | 8 | 6 | 8 | 7 | 3 | 8 | 5 | | 105412.0 |
| 1969 | | | | | | | | | | | | 1 | 23 | 18 | 50 | 13 | 16 | 25 | 48 | 22 | 37 | 20 | 15 | 13 | 14 | 9 | 10 | 6 | 6 | 4 | 7 | 3 | 1 | 2 | 2 | 83821.0 |
| 1970 | | | | | | | | | | | | 7 | 15 | 31 | 8 | 40 | 42 | 33 | 39 | 21 | 24 | 16 | 19 | 10 | 8 | 10 | 7 | 7 | 8 | 11 | 3 | 2 | 4 | | | 74895.0 |
| 1971 | | | | | | | | | | | | 11 | 27 | 28 | 17 | 17 | 31 | 38 | 39 | 27 | 20 | 31 | 18 | 13 | 10 | 6 | 11 | 3 | 4 | 6 | 6 | 1 | 1 | | | 61426.0 |
| 1972 | | | | | | | | | | | | | 4 | 14 | 46 | 40 | 38 | 28 | 19 | 17 | 26 | 25 | 27 | 11 | 16 | 10 | 14 | 8 | 4 | 7 | 3 | 6 | 3 | | | 79939.0 |
| 1973 | | | | | | | | | | | | | | 30 | 16 | 13 | 17 | 15 | 21 | 23 | 30 | 34 | 20 | 31 | 27 | 23 | 20 | 9 | 11 | 8 | 11 | 4 | 2 | | | 109267.0 |

| CLASS | CFS | TOTAL | ACCUM | PERCT | CLASS | CFS | TOTAL | ACCUM | PERCT | CLASS | CFS | TOTAL | ACCUM | PERCT | CLASS | CFS | TOTAL | ACCUM | PERCT |
|---|---|---|---|---|---|---|---|---|---|---|---|---|---|---|---|---|---|---|---|
| 0 | 0.00 | 0 | 10592 | 100.0 | 9 | 8.30 | 598 | 10010 | 94.5 | 18 | 81.0 | 455 | 4310 | 40.7 | 27 | 780 | 188 | 822 | 7.7 |
| 1 | 1.10 | 1 | 10592 | 100.0 | 10 | 11.00 | 565 | 9412 | 88.9 | 19 | 100.0 | 617 | 3855 | 36.4 | 28 | 1000 | 191 | 634 | 5.9 |
| 2 | 1.40 | 4 | 10591 | 100.0 | 11 | 14.00 | 625 | 8847 | 83.5 | 20 | 130.0 | 538 | 3238 | 30.6 | 29 | 1300 | 161 | 443 | 4.1 |
| 3 | 1.80 | 7 | 10587 | 100.0 | 12 | 18.00 | 653 | 8222 | 77.6 | 21 | 170.0 | 441 | 2700 | 25.5 | 30 | 1700 | 101 | 282 | 2.6 |
| 4 | 2.30 | 17 | 10580 | 99.9 | 13 | 23.00 | 564 | 7569 | 71.5 | 22 | 220.0 | 367 | 2259 | 21.3 | 31 | 2100 | 113 | 181 | 1.7 |
| 5 | 3.00 | 23 | 10563 | 99.7 | 14 | 29.00 | 617 | 7005 | 66.1 | 23 | 280.0 | 351 | 1892 | 17.9 | 32 | 2800 | 43 | 68 | .6 |
| 6 | 3.90 | 49 | 10540 | 99.5 | 15 | 38.00 | 667 | 6388 | 60.3 | 24 | 370.0 | 261 | 1541 | 14.5 | 33 | 3600 | 24 | 25 | .2 |
| 7 | 5.00 | 115 | 10491 | 99.0 | 16 | 49.00 | 715 | 5721 | 54.0 | 25 | 470.0 | 265 | 1280 | 12.1 | 34 | 4600 | 1 | 1 | |
| 8 | 6.40 | 366 | 10376 | 98.0 | 17 | 63.00 | 696 | 5006 | 47.3 | 26 | 610.0 | 193 | 1015 | 9.6 | | | | | |

### LOWEST MEAN DISCHARGE, IN CFS, AND RANKING, FOR THE FOLLOWING NUMBER OF CONSECUTIVE DAYS IN YEAR ENDING MARCH 31

| YEAR | 1 | | 3 | | 7 | | 14 | | 30 | | 60 | | 90 | | 120 | | 183 | | ANNUAL | |
|---|---|---|---|---|---|---|---|---|---|---|---|---|---|---|---|---|---|---|---|---|
| 1945 | 1.90 | 3 | 1.93 | 2 | 2.21 | 2 | 3.21 | 3 | 3.94 | 2 | 5.22 | 2 | 6.28 | 2 | 7.48 | 2 | 11.20 | 4 | 223.00 | 13 |
| 1946 | 5.80 | 11 | 6.20 | 9 | 6.60 | 10 | 7.22 | 11 | 10.90 | 14 | 25.50 | 24 | 43.30 | 23 | 81.60 | 25 | 80.30 | 20 | 226.00 | 14 |
| 1947 | 1.10 | 1 | 1.43 | 1 | 1.77 | 1 | 2.55 | 1 | 4.94 | 3 | 8.72 | 6 | 10.70 | 8 | 12.40 | 8 | 22.80 | 9 | 97.00 | 5 |
| 1948 | 1.70 | 2 | 2.00 | 3 | 3.23 | 4 | 4.90 | 5 | 6.93 | 6 | 8.98 | 7 | 15.30 | 12 | 31.50 | 13 | 62.90 | 17 | 372.00 | 28 |
| 1949 | 4.00 | 6 | 5.00 | 7 | 6.34 | 8 | 7.41 | 13 | 10.50 | 12 | 11.50 | 11 | 17.30 | 14 | 34.30 | 15 | 54.50 | 14 | 311.00 | 22 |
| 1950 | 5.00 | 8 | 8.10 | 17 | 9.06 | 17 | 15.10 | 24 | 26.60 | 27 | 49.10 | 28 | 63.10 | 27 | 105.00 | 27 | 111.00 | 24 | 407.00 | 29 |
| 1951 | 10.00 | 21 | 12.70 | 24 | 18.40 | 27 | 19.40 | 27 | 30.90 | 28 | 38.00 | 26 | 120.00 | 29 | 112.00 | 29 | 143.00 | 27 | 348.00 | 26 |
| 1952 | 9.00 | 19 | 9.13 | 19 | 9.49 | 19 | 10.30 | 19 | 11.20 | 16 | 14.20 | 16 | 21.90 | 15 | 43.10 | 20 | 113.00 | 25 | 315.00 | 23 |
| 1953 | 8.80 | 18 | 9.00 | 18 | 9.10 | 18 | 9.46 | 16 | 11.70 | 18 | 13.30 | 13 | 16.30 | 13 | 21.50 | 12 | 35.20 | 11 | 207.00 | 11 |
| 1954 | 6.50 | 13 | 6.50 | 11 | 6.63 | 11 | 6.93 | 9 | 8.24 | 9 | 9.30 | 9 | 10.30 | 7 | 10.50 | 6 | 11.60 | 5 | 66.10 | 2 |
| 1955 | 6.50 | 14 | 6.50 | 12 | 6.54 | 9 | 7.39 | 12 | 10.90 | 15 | 17.80 | 18 | 30.70 | 19 | 34.80 | 16 | 79.40 | 19 | 265.00 | 20 |
| 1956 | 5.60 | 9 | 5.60 | 8 | 5.90 | 7 | 6.62 | 7 | 7.48 | 8 | 16.80 | 17 | 66.10 | 28 | 105.00 | 28 | 99.60 | 22 | 208.00 | 12 |
| 1957 | 6.60 | 15 | 6.73 | 13 | 6.77 | 13 | 6.91 | 8 | 7.21 | 7 | 7.86 | 5 | 9.07 | 5 | 12.30 | 7 | 18.10 | 7 | 96.80 | 4 |
| 1958 | 12.00 | 24 | 12.00 | 22 | 12.00 | 21 | 12.40 | 20 | 14.70 | 20 | 24.30 | 23 | 44.70 | 24 | 81.90 | 26 | 157.00 | 29 | 323.00 | 24 |
| 1959 | 15.00 | 27 | 15.70 | 26 | 15.90 | 25 | 16.40 | 25 | 17.30 | 23 | 20.80 | 21 | 39.60 | 22 | 67.00 | 22 | 152.00 | 28 | 338.00 | 25 |
| 1960 | 9.90 | 20 | 9.93 | 20 | 9.97 | 20 | 10.10 | 18 | 11.30 | 17 | 13.70 | 15 | 23.80 | 16 | 32.00 | 14 | 96.90 | 21 | 311.00 | 21 |
| 1961 | 7.60 | 16 | 7.80 | 16 | 7.91 | 15 | 8.34 | 15 | 8.53 | 10 | 9.02 | 8 | 10.10 | 6 | 10.30 | 5 | 10.40 | 3 | 108.00 | 7 |
| 1962 | 16.00 | 28 | 16.70 | 28 | 19.30 | 29 | 23.60 | 29 | 32.10 | 29 | 43.00 | 27 | 52.10 | 25 | 80.10 | 24 | 71.50 | 18 | 264.00 | 19 |
| 1963 | 2.50 | 4 | 2.50 | 4 | 2.56 | 3 | 2.74 | 2 | 3.34 | 1 | 4.97 | 1 | 6.12 | 1 | 7.17 | 1 | 8.28 | 1 | 66.40 | 3 |
| 1964 | 4.00 | 5 | 4.07 | 5 | 4.41 | 5 | 4.61 | 4 | 5.03 | 4 | 5.78 | 3 | 6.77 | 3 | 7.67 | 3 | 9.52 | 2 | 64.00 | 1 |
| 1965 | 4.40 | 7 | 4.60 | 6 | 4.81 | 6 | 5.64 | 6 | 6.52 | 5 | 7.19 | 4 | 7.84 | 4 | 8.31 | 4 | 14.50 | 6 | 187.00 | 9 |
| 1966 | 7.70 | 17 | 7.70 | 15 | 8.60 | 16 | 9.71 | 17 | 10.50 | 13 | 11.50 | 12 | 11.90 | 9 | 16.20 | 9 | 19.60 | 8 | 102.00 | 6 |
| 1967 | 6.20 | 12 | 6.83 | 14 | 7.57 | 14 | 7.74 | 14 | 12.50 | 19 | 13.50 | 14 | 14.60 | 11 | 18.80 | 11 | 42.20 | 12 | 257.00 | 18 |
| 1968 | 5.80 | 10 | 6.33 | 10 | 6.69 | 12 | 7.06 | 10 | 8.56 | 11 | 9.89 | 10 | 11.90 | 10 | 16.20 | 10 | 31.80 | 10 | 252.00 | 17 |
| 1969 | 16.00 | 29 | 17.00 | 29 | 19.10 | 28 | 20.20 | 28 | 22.10 | 25 | 23.50 | 22 | 28.60 | 17 | 41.50 | 18 | 61.40 | 16 | 238.00 | 16 |
| 1970 | 13.00 | 25 | 14.00 | 25 | 14.60 | 24 | 14.80 | 23 | 16.00 | 21 | 19.40 | 19 | 36.10 | 20 | 52.40 | 21 | 110.00 | 23 | 194.00 | 10 |
| 1971 | 11.00 | 22 | 11.30 | 21 | 12.70 | 22 | 14.60 | 22 | 16.20 | 22 | 25.70 | 25 | 37.00 | 21 | 41.60 | 19 | 57.50 | 15 | 228.00 | 15 |
| 1972 | 12.00 | 23 | 12.70 | 23 | 13.60 | 23 | 14.50 | 21 | 17.50 | 24 | 20.60 | 20 | 29.20 | 18 | 34.90 | 17 | 44.30 | 13 | 142.00 | 8 |
| 1973 | 15.00 | 26 | 16.30 | 27 | 18.40 | 26 | 19.40 | 26 | 24.20 | 26 | 52.80 | 29 | 59.00 | 26 | 78.50 | 23 | 130.00 | 26 | 354.00 | 27 |

LITTLE RIVER NEAR HUNTINGTON, IND.(Continued)

HIGHEST MEAN DISCHARGE, IN CFS, AND RANKING, FOR THE FOLLOWING NUMBER OF CONSECUTIVE DAYS IN YEAR ENDING SEPTEMBER 30

| YEAR | 1 | 3 | 7 | 15 | 30 | 60 | 90 | 120 | 183 | ANNUAL |
|---|---|---|---|---|---|---|---|---|---|---|
| 1945 | 2840.0 17 | 2580.0 14 | 2230.0 11 | 1200.0 15 | 887.0 15 | 745.0 8 | 617.0 10 | 537.0 9 | 394.0 14 | 209.0 17 |
| 1946 | 2000.0 27 | 1710.0 27 | 946.0 27 | 510.0 27 | 357.0 27 | 311.0 27 | 307.0 26 | 247.0 26 | 218.0 26 | 141.0 24 |
| 1947 | 2930.0 16 | 2720.0 12 | 2320.0 9 | 1500.0 9 | 868.0 17 | 745.0 9 | 626.0 9 | 492.0 12 | 398.0 12 | 217.0 15 |
| 1948 | 3970.0 8 | 3480.0 6 | 2380.0 7 | 1930.0 3 | 1540.0 2 | 1150.0 2 | 1020.0 2 | 811.0 2 | 632.0 3 | 343.0 3 |
| 1949 | 2950.0 15 | 2690.0 13 | 1800.0 13 | 1180.0 16 | 1070.0 7 | 860.0 4 | 655.0 6 | 530.0 10 | 426.0 10 | 258.0 11 |
| 1950 | 5120.0 1 | 4160.0 1 | 2900.0 4 | 2550.0 1 | 1740.0 1 | 1410.0 1 | 1140.0 1 | 1040.0 1 | 769.0 1 | 450.0 1 |
| 1951 | 4060.0 6 | 3040.0 8 | 2150.0 12 | 1440.0 10 | 917.0 12 | 717.0 10 | 633.0 8 | 600.0 6 | 528.0 5 | 330.0 4 |
| 1952 | 4060.0 7 | 2840.0 11 | 1560.0 16 | 1430.0 11 | 1150.0 5 | 822.0 6 | 730.0 4 | 658.0 4 | 573.0 4 | 323.0 5 |
| 1953 | 3580.0 10 | 2290.0 18 | 1270.0 25 | 947.0 23 | 662.0 24 | 475.0 24 | 386.0 24 | 336.0 24 | 254.0 24 | 137.0 25 |
| 1954 | 1460.0 28 | 906.0 29 | 498.0 29 | 321.0 29 | 280.0 29 | 201.0 28 | 168.0 28 | 157.0 28 | 115.0 29 | 67.0 29 |
| 1955 | 4530.0 3 | 3520.0 5 | 2320.0 10 | 1670.0 7 | 1070.0 8 | 662.0 13 | 581.0 12 | 497.0 11 | 451.0 9 | 280.0 10 |
| 1956 | 3130.0 14 | 2490.0 16 | 1430.0 19 | 1130.0 19 | 871.0 16 | 597.0 20 | 465.0 20 | 418.0 19 | 309.0 21 | 210.0 16 |
| 1957 | 3700.0 9 | 3430.0 7 | 2930.0 3 | 1930.0 2 | 1400.0 3 | 830.0 5 | 666.0 5 | 549.0 7 | 421.0 11 | 226.0 13 |
| 1958 | 3460.0 12 | 2930.0 10 | 2370.0 8 | 1410.0 12 | 895.0 14 | 588.0 21 | 558.0 13 | 428.0 16 | 342.0 17 | 287.0 8 |
| 1959 | 4580.0 2 | 4050.0 2 | 3090.0 2 | 1800.0 5 | 1360.0 4 | 909.0 3 | 863.0 3 | 797.0 3 | 654.0 2 | 356.0 2 |
| 1960 | 3500.0 11 | 2500.0 15 | 1750.0 14 | 913.0 24 | 576.0 25 | 468.0 25 | 420.0 22 | 400.0 20 | 327.0 18 | 199.0 19 |
| 1961 | 2010.0 26 | 1800.0 25 | 1420.0 20 | 1290.0 14 | 900.0 13 | 694.0 11 | 513.0 16 | 396.0 21 | 299.0 22 | 161.0 23 |
| 1962 | 2700.0 18 | 2130.0 21 | 1300.0 24 | 1050.0 20 | 855.0 18 | 640.0 16 | 530.0 15 | 423.0 17 | 321.0 19 | 176.0 20 |
| 1963 | 2100.0 25 | 1970.0 23 | 1390.0 21 | 803.0 26 | 477.0 26 | 315.0 26 | 221.0 27 | 181.0 27 | 128.0 28 | 68.0 28 |
| 1964 | 2400.0 23 | 2100.0 22 | 1190.0 26 | 892.0 25 | 672.0 23 | 542.0 22 | 410.0 23 | 335.0 25 | 235.0 25 | 123. .6 |
| 1965 | 2690.0 19 | 2440.0 17 | 1360.0 22 | 1010.0 21 | 708.0 22 | 692.0 12 | 549.0 14 | 457.0 15 | 314.0 20 | 164.0 22 |
| 1966 | 1150.0 29 | 918.0 28 | 720.0 28 | 441.0 28 | 285.0 28 | 172.0 29 | 154.0 29 | 147.0 29 | 130.0 27 | 76.4 27 |
| 1967 | 4300.0 4 | 4050.0 3 | 3270.0 1 | 1910.0 4 | 1080.0 6 | 658.0 14 | 604.0 11 | 621.0 5 | 527.0 6 | 286.0 9 |
| 1968 | 3370.0 13 | 3030.0 9 | 2700.0 6 | 1670.0 6 | 944.0 11 | 819.0 7 | 641.0 7 | 549.0 8 | 501.0 7 | 288.0 7 |
| 1969 | 4190.0 5 | 3880.0 4 | 2800.0 5 | 1590.0 8 | 1030.0 9 | 658.0 15 | 484.0 18 | 460.0 14 | 394.0 13 | 230.0 12 |
| 1970 | 2490.0 22 | 2230.0 20 | 1680.0 15 | 1180.0 17 | 817.0 20 | 609.0 19 | 468.0 19 | 421.0 18 | 350.0 16 | 205.0 18 |
| 1971 | 2140.0 24 | 1740.0 26 | 1470.0 18 | 981.0 22 | 731.0 21 | 516.0 23 | 364.0 25 | 340.0 23 | 261.0 23 | 168.0 21 |
| 1972 | 2570.0 20 | 1840.0 24 | 1520.0 17 | 1370.0 13 | 962.0 10 | 628.0 17 | 463.0 21 | 389.0 22 | 359.0 15 | 218.0 14 |
| 1973 | 2540.0 21 | 2240.0 19 | 1350.0 23 | 1150.0 18 | 837.0 19 | 615.0 18 | 512.0 17 | 481.0 13 | 489.0 8 | 299.0 6 |

STATISTICS ON NORMAL MONTHLY MEANS(ALL DAYS)

| OCT | NOV | DEC | JAN | FEB | MARCH | APRIL | MAY | JUNE | JULY | AUG | SEPT |
|---|---|---|---|---|---|---|---|---|---|---|---|
| BY ROWS(MEAN,VARIANCE,STANDARD DEVIATION, SKEWNESS, COEFF. OF VARIATION,PERCENTAGE OF AVERAGE FLOW) | | | | | | | | | | | |
| 0.8547E+02 | 0.1299E+03 | 0.2456E+03 | 0.3388E+03 | 0.3878E+03 | 0.4535E+03 | 0.4417E+03 | 0.2308E+03 | 0.2095E+03 | 0.8842E+02 | 0.5161E+02 | 0.3805E+02 |
| 0.2004E+05 | 0.2657E+05 | 0.8154E+05 | 0.1388E+06 | 0.8716E+05 | 0.6585E+05 | 0.1128E+06 | 0.2398E+05 | 0.4057E+05 | 0.7035E+04 | 0.8208E+04 | 0.4321E+04 |
| 0.1416E+03 | 0.1630E+03 | 0.2856E+03 | 0.3726E+03 | 0.2952E+03 | 0.2566E+03 | 0.3358E+03 | 0.1548E+03 | 0.2014E+03 | 0.8387E+02 | 0.9060E+02 | 0.6574E+02 |
| 0.3276E+01 | 0.2163E+01 | 0.1454E+01 | 0.2093E+01 | 0.7617E+00 | 0.6548E+00 | 0.9507E+00 | 0.6052E+00 | 0.1823E+01 | 0.1758E+01 | 0.4667E+01 | 0.3609E+01 |
| 0.1656E+01 | 0.1255E+01 | 0.1163E+01 | 0.1100E+01 | 0.7613E+00 | 0.5658E+00 | 0.7602E+00 | 0.6709E+00 | 0.9615E+00 | 0.9486E+00 | 0.1756E+01 | 0.1728E+01 |
| 0.3164E+01 | 0.4808E+01 | 0.5093E+01 | 0.1254E+02 | 0.1436E+02 | 0.1679E+02 | 0.1635E+02 | 0.8544E+01 | 0.7755E+01 | 0.3273E+01 | 0.1911E+01 | 0.1409E+01 |

STATISTICS ON NORMAL ANNUAL MEANS(ALL DAYS)

| MEAN | VARIANCE | STANDARD DEVIATION | SKEWNESS | COEFF. OF VARIATION | SERIAL CORR |
|---|---|---|---|---|---|
| 0.2241E+03 | 0.8414E+04 | 0.9173E+02 | 0.2568E+00 | 0.4093E+00 | 0.3721E+00 |

STATISTICS ON LOG MONTHLY MEANS(ALL DAYS)

| OCT | NOV | DEC | JAN | FEB | MARCH | APRIL | MAY | JUNE | JULY | AUG | SEPT |
|---|---|---|---|---|---|---|---|---|---|---|---|
| BY ROWS(MEAN,VARIANCE,STANDARD DEVIATION, SKEWNESS, COEFF. OF VARIATION,PERCENTAGE OF AVERAGE FLOW) | | | | | | | | | | | |
| 0.1538E+01 | 0.1793E+01 | 0.2024E+01 | 0.2237E+01 | 0.2405E+01 | 0.2579E+01 | 0.2496E+01 | 0.2246E+01 | 0.2135E+01 | 0.1793E+01 | 0.1472E+01 | 0.1296E+01 |
| 0.3359E+00 | 0.3205E+00 | 0.4255E+00 | 0.3615E+00 | 0.2339E+00 | 0.7937E-01 | 0.1615E+00 | 0.1242E+00 | 0.1840E+00 | 0.1312E+00 | 0.1646E+00 | 0.1922E+00 |
| 0.5830E+00 | 0.5661E+00 | 0.6523E+00 | 0.6013E+00 | 0.4836E+00 | 0.2817E+00 | 0.4019E+00 | 0.3524E+00 | 0.4290E+00 | 0.3622E+00 | 0.4057E+00 | 0.4384E+00 |
| 0.4814E+00 | 0.7628E-01 | -0.2748E+00 | -0.6939E+00 | -0.1025E+01 | -0.5136E+00 | -0.5004E+00 | -0.4838E+00 | -0.1622E+00 | 0.4189E+00 | 0.9213E+00 | 0.1103E+01 |
| 0.3791E+00 | 0.3158E+00 | 0.3222E+00 | 0.2688E+00 | 0.2011E+00 | 0.1093E+00 | 0.1610E+00 | 0.1569E+00 | 0.2009E+00 | 0.2020E+00 | 0.2756E+00 | 0.3383E+00 |
| 0.6405E+01 | 0.7466E+01 | 0.8431E+01 | 0.9314E+01 | 0.1002E+02 | 0.1074E+02 | 0.1039E+02 | 0.9352E+01 | 0.8893E+01 | 0.7467E+01 | 0.6129E+01 | 0.5396E+01 |

STATISTICS ON LOG ANNUAL MEANS(ALL DAYS)

| MEAN | VARIANCE | STANDARD DEVIATION | SKEWNESS | COEFF. OF VARIATION | SERIAL CORR |
|---|---|---|---|---|---|
| 0.2308E+01 | 0.4352E-01 | 0.2086E+00 | -0.9075E+00 | 0.9038E-01 | 0.3068E+00 |

ANNUAL PEAKS

| | | | |
|---|---|---|---|
| 1944 | 4070 | 1959 | 4740 |
| 1945 | 2930 | 1960 | 2840 |
| 1946 | 2320 | 1961 | 2100 |
| 1947 | 3290 | 1962 | 2880 |
| 1948 | 4370 | 1963 | 2200 |
| 1949 | 3340 | 1964 | 2620 |
| 1950 | 5990 | 1965 | 2910 |
| 1951 | 4240 | 1966 | 1350 |
| 1952 | 4420 | 1967 | 4400 |
| 1953 | 3880 | 1968 | 3420 |
| 1954 | 2040 | 1969 | 4250 |
| 1955 | 4640 | 1970 | 2560 |
| 1956 | 3420 | 1971 | 2560 |
| 1957 | 3940 | 1972 | 2650 |
| 1958 | 3540 | 1973 | 2660 |

## 03324200 Salamonie River at Portland, Ind.

LOCATION.--Lat 40°25'40", long 85°02'20", in NE¼SE¼ sec.23, T.23 N., R.13 E., Jay County, on right bank at downstream side of county road bridge, 2.4 miles (3.9 km) downstream from Butternut Creek, 3.2 miles (5.1 km) west of Portland, and 3.7 miles (6.0 km) downstream from Little Salamonie River.

DRAINAGE AREA.--85.6 mi² (221.7 km²).

REMARKS.--Natural flow partially affected by sewage effluent.

### DURATION TABLE OF DAILY DISCHARGE FOR YEAR ENDING SEPTEMBER 30

| CLASS | 0 | 1 | 2 | 3 | 4 | 5 | 6 | 7 | 8 | 9 | 10 | 11 | 12 | 13 | 14 | 15 | 16 | 17 | 18 | 19 | 20 | 21 | 22 | 23 | 24 | 25 | 26 | 27 | 28 | 29 | 30 | 31 | 32 | 33 | 34 | |
|---|---|---|---|---|---|---|---|---|---|---|---|---|---|---|---|---|---|---|---|---|---|---|---|---|---|---|---|---|---|---|---|---|---|---|---|---|
| YEAR | NUMBER OF DAYS IN CLASS | | | | | | | | | | | | | | | | | | | | | | | | | | | | | | | | | | | CFS_DAYS |
| 1960 | | | | 1 | | 6 | 8 | 17 | 23 | 30 | 12 | 30 | 36 | 41 | 36 | 19 | 13 | 15 | 9 | 14 | 13 | 8 | 10 | 3 | 4 | 5 | 1 | 3 | 2 | 3 | 4 | | | | | 19234.2 |
| 1961 | | | | 1 | 5 | 15 | 60 | 23 | 19 | 11 | 16 | 21 | 32 | 18 | 16 | 18 | 12 | 12 | 5 | 7 | 11 | 6 | 8 | 5 | 8 | 8 | 4 | 4 | 6 | 6 | 4 | 3 | 1 | | | 30850.0 |
| 1962 | | | | | | 1 | 15 | 7 | 39 | 37 | 20 | 18 | 24 | 29 | 29 | 23 | 20 | 22 | 14 | 17 | 4 | 6 | 7 | 4 | 7 | 1 | 2 | 4 | 1 | 5 | 3 | 3 | 1 | 2 | | 28352.7 |
| 1963 | | | | | 1 | | 7 | 30 | 62 | 36 | 42 | 22 | 21 | 21 | 21 | 15 | 8 | 17 | 8 | 9 | 12 | 7 | 1 | 7 | 5 | 1 | 3 | 1 | 3 | 3 | | | 1 | | 1 | 17907.5 |
| 1964 | | | | 3 | 7 | 11 | 33 | 92 | 47 | 24 | 29 | 19 | 12 | 5 | 5 | 7 | 5 | 9 | 10 | 9 | 7 | 2 | 5 | 3 | 1 | 2 | 4 | 3 | 2 | 3 | 1 | 1 | 4 | | 1 | 23469.4 |
| 1965 | | 1 | 3 | 9 | 14 | 24 | 79 | 56 | 23 | 16 | 10 | 14 | 11 | 11 | 10 | 6 | 8 | 6 | 7 | 9 | 8 | 5 | 7 | 4 | 3 | 3 | 6 | 2 | 4 | 1 | 2 | | 3 | | | 19892.5 |
| 1966 | | | 1 | 2 | 9 | 20 | 34 | 46 | 43 | 28 | 21 | 23 | 25 | 10 | 16 | 13 | 10 | 14 | 11 | 5 | 8 | 10 | 1 | 7 | 3 | | 1 | 3 | 1 | | | | | | | 8483.7 |
| 1967 | | | | | 3 | 6 | 11 | 21 | 45 | 29 | 24 | 19 | 12 | 15 | 15 | 20 | 17 | 16 | 17 | 12 | 16 | 14 | 12 | 6 | 5 | 4 | 6 | 4 | 3 | 5 | 3 | 3 | | 2 | | 32285.5 |
| 1968 | | | | | 2 | 5 | 10 | 11 | 29 | 21 | 21 | 26 | 63 | 23 | 15 | 19 | 10 | 21 | 8 | 11 | 9 | 11 | 11 | 2 | 7 | 4 | 4 | 6 | 4 | 6 | 1 | 3 | 3 | | | 31468.4 |
| 1969 | | | | | | 1 | 9 | 21 | 19 | 15 | 27 | 33 | 26 | 19 | 29 | 33 | 17 | 22 | 19 | 12 | 13 | 14 | 4 | 3 | 6 | 8 | 2 | 4 | 2 | 1 | 2 | 2 | 2 | | | 23941.2 |
| 1970 | | | | | 2 | 10 | 14 | 16 | 26 | 22 | 33 | 31 | 23 | 19 | 24 | 18 | 11 | 20 | 11 | 18 | 12 | 13 | 8 | 8 | 5 | 4 | 2 | 1 | 7 | 2 | 3 | 1 | | 1 | | 24558.4 |
| 1971 | | | | 3 | 4 | 3 | 18 | 32 | 24 | 30 | 35 | 24 | 19 | 28 | 22 | 24 | 13 | 12 | 11 | 9 | 11 | 7 | 6 | 7 | 5 | 1 | 5 | 4 | | 1 | 3 | 3 | 1 | | | 16337.3 |
| 1972 | | | | | | | | 3 | 4 | 13 | 41 | 34 | 27 | 16 | 17 | 18 | 13 | 23 | 31 | 20 | 20 | 15 | 9 | 13 | 5 | 9 | 7 | 3 | 8 | 3 | 3 | 4 | 4 | 2 | 1 | 36846.1 |
| 1973 | | | | | 1 | 1 | 4 | 8 | 18 | 20 | 6 | 11 | 3 | 8 | 9 | 14 | 27 | 27 | 26 | 16 | 27 | 31 | 21 | 21 | 14 | 12 | 7 | 7 | 4 | 5 | 6 | 3 | 3 | 4 | 1 | 46898.2 |

| CLASS | CFS | TOTAL | ACCUM | PERCT | CLASS | CFS | TOTAL | ACCUM | PERCT | CLASS | CFS | TOTAL | ACCUM | PERCT | CLASS | CFS | TOTAL | ACCUM | PERCT |
|---|---|---|---|---|---|---|---|---|---|---|---|---|---|---|---|---|---|---|---|
| 0 | 0.00 | 0 | 5114 | 100.0 | 9 | 3.40 | 351 | 3770 | 73.7 | 18 | 37.0 | 164 | 1243 | 24.3 | 27 | 410 | 47 | 225 | 4.3 |
| 1 | 0.40 | 1 | 5114 | 100.0 | 10 | 4.40 | 324 | 3419 | 66.9 | 19 | 48.0 | 181 | 1079 | 21.1 | 28 | 530 | 44 | 178 | 3.4 |
| 2 | 0.50 | 7 | 5113 | 100.0 | 11 | 5.70 | 305 | 3095 | 60.5 | 20 | 63.0 | 166 | 898 | 17.6 | 29 | 700 | 47 | 134 | 2.6 |
| 3 | 0.70 | 21 | 5106 | 99.8 | 12 | 7.50 | 337 | 2790 | 54.6 | 21 | 83.0 | 132 | 732 | 14.3 | 30 | 910 | 33 | 87 | 1.7 |
| 4 | 0.90 | 47 | 5085 | 99.4 | 13 | 9.80 | 259 | 2453 | 48.0 | 22 | 110.0 | 115 | 600 | 11.7 | 31 | 1200 | 24 | 54 | 1.0 |
| 5 | 1.20 | 121 | 5038 | 98.5 | 14 | 13.00 | 272 | 2194 | 42.9 | 23 | 140.0 | 76 | 485 | 9.5 | 32 | 1500 | 21 | 30 | .5 |
| 6 | 1.50 | 323 | 4917 | 96.1 | 15 | 17.00 | 244 | 1922 | 37.6 | 24 | 180.0 | 76 | 409 | 8.0 | 33 | 2000 | 7 | 9 | .1 |
| 7 | 2.00 | 386 | 4594 | 89.8 | 16 | 22.00 | 193 | 1678 | 32.8 | 25 | 240.0 | 59 | 333 | 6.5 | 34 | 2600 | 2 | 2 | .0 |
| 8 | 2.60 | 438 | 4208 | 82.3 | 17 | 28.00 | 242 | 1485 | 29.0 | 26 | 310.0 | 49 | 274 | 5.4 | | | | | |

### LOWEST MEAN DISCHARGE, IN CFS, AND RANKING, FOR THE FOLLOWING NUMBER OF CONSECUTIVE DAYS IN YEAR ENDING MARCH 31

| YEAR | 1 | | 3 | | 7 | | 14 | | 30 | | 60 | | 90 | | 120 | | 183 | | ANNUAL | |
|---|---|---|---|---|---|---|---|---|---|---|---|---|---|---|---|---|---|---|---|---|
| 1961 | 0.80 | 6 | 0.90 | 3 | 1.30 | 6 | 1.46 | 4 | 1.59 | 2 | 1.91 | 3 | 2.00 | 3 | 2.04 | 2 | 2.52 | 2 | 49.20 | 4 |
| 1962 | 2.80 | 13 | 2.93 | 13 | 3.17 | 13 | 3.60 | 13 | 3.84 | 12 | 9.73 | 12 | 18.00 | 12 | 20.10 | 12 | 36.80 | 12 | 111.00 | 12 |
| 1963 | 1.40 | 10 | 1.57 | 9 | 1.61 | 9 | 1.85 | 8 | 2.15 | 10 | 3.48 | 9 | 4.45 | 8 | 5.54 | 8 | 6.53 | 6 | 50.10 | 5 |
| 1964 | 0.70 | 4 | 0.97 | 4 | 1.31 | 7 | 1.55 | 5 | 1.80 | 6 | 2.03 | 5 | 2.10 | 4 | 2.14 | 4 | 2.57 | 3 | 38.70 | 1 |
| 1965 | 0.80 | 5 | 0.97 | 5 | 1.17 | 4 | 1.55 | 6 | 1.68 | 4 | 1.88 | 2 | 1.97 | 2 | 2.03 | 1 | 2.51 | 1 | 67.90 | 8 |
| 1966 | 0.40 | 1 | 0.47 | 1 | 1.00 | 2 | 1.33 | 2 | 1.48 | 1 | 1.70 | 1 | 1.84 | 1 | 2.06 | 3 | 4.25 | 4 | 39.10 | 2 |
| 1967 | 0.60 | 3 | 1.00 | 6 | 1.20 | 5 | 1.69 | 7 | 2.11 | 8 | 2.13 | 6 | 2.83 | 6 | 4.30 | 7 | 10.50 | 8 | 79.10 | 11 |
| 1968 | 0.90 | 8 | 1.03 | 7 | 1.53 | 8 | 1.89 | 9 | 2.03 | 7 | 2.45 | 7 | 3.30 | 7 | 3.95 | 6 | 5.88 | 5 | 77.60 | 10 |
| 1969 | 1.50 | 11 | 2.07 | 11 | 2.80 | 12 | 2.96 | 11 | 3.18 | 11 | 3.79 | 10 | 5.77 | 10 | 12.80 | 10 | 22.60 | 11 | 69.10 | 9 |
| 1970 | 1.30 | 9 | 1.67 | 10 | 1.97 | 10 | 2.12 | 10 | 2.14 | 9 | 4.91 | 11 | 11.30 | 11 | 13.30 | 11 | 22.30 | 10 | 65.90 | 7 |
| 1971 | 0.85 | 7 | 1.05 | 8 | 1.10 | 3 | 1.41 | 3 | 1.75 | 5 | 1.98 | 4 | 2.19 | 5 | 2.49 | 5 | 7.31 | 7 | 60.10 | 6 |
| 1972 | 0.55 | 2 | 0.63 | 2 | 0.73 | 1 | 1.14 | 1 | 1.65 | 3 | 2.90 | 8 | 4.79 | 9 | 6.10 | 9 | 13.00 | 9 | 47.70 | 3 |
| 1973 | 1.80 | 12 | 2.10 | 12 | 2.23 | 11 | 3.13 | 12 | 4.02 | 13 | 13.70 | 13 | 18.30 | 13 | 24.70 | 13 | 66.90 | 13 | 156.00 | 13 |

### HIGHEST MEAN DISCHARGE, IN CFS, AND RANKING, FOR THE FOLLOWING NUMBER OF CONSECUTIVE DAYS IN YEAR ENDING SEPTEMBER 30

| YEAR | 1 | | 3 | | 7 | | 15 | | 30 | | 60 | | 90 | | 120 | | 183 | | ANNUAL | |
|---|---|---|---|---|---|---|---|---|---|---|---|---|---|---|---|---|---|---|---|---|
| 1960 | 1180.0 | 13 | 626.0 | 13 | 496.0 | 13 | 271.0 | 13 | 213.0 | 13 | 136.0 | 13 | 116.0 | 13 | 105.0 | 13 | 80.3 | 13 | 52.6 | 11 |
| 1961 | 1500.0 | 11 | 1010.0 | 10 | 701.0 | 10 | 595.0 | 6 | 406.0 | 3 | 358.0 | 2 | 264.0 | 1 | 209.0 | 1 | 158.0 | 3 | 84.5 | 5 |
| 1962 | 2100.0 | 7 | 1540.0 | 5 | 988.0 | 2 | 654.0 | 2 | 405.0 | 4 | 261.0 | 5 | 236.0 | 3 | 181.0 | 5 | 133.0 | 6 | 77.7 | 6 |
| 1963 | 3140.0 | 1 | 1760.0 | 3 | 904.0 | 6 | 597.0 | 5 | 381.0 | 5 | 245.0 | 6 | 171.0 | 10 | 132.0 | 11 | 92.0 | 11 | 49.1 | 12 |
| 1964 | 2640.0 | 2 | 1980.0 | 2 | 973.0 | 3 | 574.0 | 7 | 439.0 | 1 | 362.0 | 1 | 246.0 | 2 | 188.0 | 3 | 126.0 | 7 | 64.1 | 9 |
| 1965 | 1940.0 | 8 | 978.0 | 11 | 898.0 | 7 | 480.0 | 9 | 310.0 | 9 | 245.0 | 7 | 203.0 | 6 | 161.0 | 8 | 107.0 | 10 | 54.5 | 10 |
| 1966 | 592.0 | 14 | 355.0 | 14 | 185.0 | 14 | 115.0 | 14 | 97.0 | 14 | 53.6 | 14 | 48.2 | 14 | 49.4 | 14 | 40.7 | 14 | 23.2 | 14 |
| 1967 | 2350.0 | 6 | 2000.0 | 1 | 1240.0 | 1 | 656.0 | 1 | 359.0 | 7 | 226.0 | 9 | 181.0 | 8 | 189.0 | 2 | 166.0 | 2 | 88.5 | 3 |
| 1968 | 1840.0 | 9 | 1110.0 | 9 | 907.0 | 5 | 485.0 | 8 | 322.0 | 8 | 234.0 | 8 | 197.0 | 7 | 172.0 | 7 | 143.0 | 5 | 86.0 | 4 |
| 1969 | 1710.0 | 10 | 1260.0 | 7 | 641.0 | 12 | 464.0 | 10 | 276.0 | 11 | 187.0 | 11 | 144.0 | 11 | 139.0 | 10 | 111.0 | 9 | 65.6 | 8 |
| 1970 | 2470.0 | 5 | 1260.0 | 8 | 680.0 | 11 | 370.0 | 12 | 234.0 | 12 | 174.0 | 12 | 176.0 | 9 | 146.0 | 9 | 116.0 | 8 | 67.3 | 7 |
| 1971 | 1330.0 | 12 | 910.0 | 12 | 775.0 | 9 | 436.0 | 11 | 289.0 | 10 | 188.0 | 10 | 132.0 | 12 | 110.0 | 12 | 83.6 | 12 | 44.8 | 13 |
| 1972 | 2480.0 | 3 | 1730.0 | 4 | 966.0 | 4 | 639.0 | 4 | 439.0 | 2 | 285.0 | 4 | 207.0 | 5 | 180.0 | 6 | 150.0 | 4 | 101.0 | 2 |
| 1973 | 2470.0 | 4 | 1280.0 | 6 | 777.0 | 8 | 651.0 | 3 | 378.0 | 6 | 290.0 | 3 | 222.0 | 4 | 181.0 | 4 | 201.0 | 1 | 128.0 | 1 |

STATISTICS ON NORMAL MONTHLY MEANS(ALL DAYS)

| OCT | NOV | DEC | JAN | FEB | MARCH | APRIL | MAY | JUNE | JULY | AUG | SEPT |
|---|---|---|---|---|---|---|---|---|---|---|---|
| BY ROWS(MEAN,VARIANCE,STANDARD DEVIATION, SKEWNESS, COEFF. OF VARIATION,PERCENTAGE OF AVERAGE FLOW) | | | | | | | | | | | |
| 0.1045E+02 | 0.5085E+02 | 0.9095E+02 | 0.9628E+02 | 0.9355E+02 | 0.1810E+03 | 0.1650E+03 | 0.5305E+02 | 0.4171E+02 | 0.2255E+02 | 0.1799E+02 | 0.2484E+02 |
| 0.2085E+03 | 0.9838E+04 | 0.1350E+05 | 0.1140E+05 | 0.5517E+04 | 0.1275E+05 | 0.2261E+05 | 0.1429E+04 | 0.1955E+04 | 0.5610E+03 | 0.7617E+03 | 0.3896E+04 |
| 0.1444E+02 | 0.9918E+02 | 0.1162E+03 | 0.1068E+03 | 0.7428E+02 | 0.1129E+03 | 0.1504E+03 | 0.3780E+02 | 0.4422E+02 | 0.2369E+02 | 0.2760E+02 | 0.6242E+02 |
| 0.2629E+01 | 0.3154E+01 | 0.1135E+01 | 0.1854E+01 | 0.1652E+01 | 0.3762E+00 | 0.8040E+00 | 0.1471E+01 | 0.1819E+01 | 0.1608E+01 | 0.2257E+01 | 0.3487E+01 |
| 0.1382E+01 | 0.1950E+01 | 0.1277E+01 | 0.1109E+01 | 0.7940E+00 | 0.6239E+00 | 0.9112E+00 | 0.7125E+00 | 0.1060E+01 | 0.1051E+01 | 0.1534E+01 | 0.2513E+01 |
| 0.1232E+01 | 0.5995E+01 | 0.1072E+02 | 0.1135E+02 | 0.1103E+02 | 0.2134E+02 | 0.1945E+02 | 0.6255E+01 | 0.4917E+01 | 0.2658E+01 | 0.2121E+01 | 0.2928E+01 |

STATISTICS ON NORMAL ANNUAL MEANS(ALL DAYS)

| MEAN | VARIANCE | STANDARD DEVIATION | SKEWNESS | COEFF. OF VARIATION | SERIAL CORR |
|---|---|---|---|---|---|
| 0.7049E+02 | 0.6994E+03 | 0.2645E+02 | 0.4490E+00 | 0.3751E+00 | 0.1728E+00 |

STATISTICS ON LOG MONTHLY MEANS(ALL DAYS)

| OCT | NOV | DEC | JAN | FEB | MARCH | APRIL | MAY | JUNE | JULY | AUG | SEPT |
|---|---|---|---|---|---|---|---|---|---|---|---|
| BY ROWS(MEAN,VARIANCE,STANDARD DEVIATION, SKEWNESS, COEFF. OF VARIATION,PERCENTAGE OF AVERAGE FLOW) | | | | | | | | | | | |
| 0.7591E+00 | 0.1121E+01 | 0.1398E+01 | 0.1667E+01 | 0.1790E+01 | 0.2160E+01 | 0.1986E+01 | 0.1624E+01 | 0.1391E+01 | 0.1138E+01 | 0.8700E+00 | 0.7655E+00 |
| 0.2105E+00 | 0.5689E+00 | 0.7114E+00 | 0.4226E+00 | 0.2635E+00 | 0.1046E+00 | 0.2699E+00 | 0.1040E+00 | 0.2476E+00 | 0.2160E+00 | 0.3274E+00 | 0.4020E+00 |
| 0.4587E+00 | 0.7542E+00 | 0.8434E+00 | 0.6500E+00 | 0.5134E+00 | 0.3234E+00 | 0.5195E+00 | 0.3225E+00 | 0.4976E+00 | 0.4648E+00 | 0.5722E+00 | 0.6341E+00 |
| 0.8586E+00 | 0.4457E+00 | -0.3474E-02 | -0.7795E+00 | -0.1590E+01 | -0.4782E+00 | -0.3653E+00 | -0.4553E+00 | -0.2983E+00 | -0.4205E-01 | 0.8093E+00 | 0.1615E+01 |
| 0.6043E+00 | 0.6727E+00 | 0.6033E+00 | 0.3900E+00 | 0.2868E+00 | 0.1497E+00 | 0.2616E+00 | 0.1986E+00 | 0.3577E+00 | 0.4084E+00 | 0.6577E+00 | 0.8283E+00 |
| 0.4554E+01 | 0.6726E+01 | 0.8386E+01 | 0.1000E+02 | 0.1074E+02 | 0.1296E+02 | 0.1191E+02 | 0.9740E+01 | 0.8345E+01 | 0.6828E+01 | 0.5219E+01 | 0.4592E+01 |

STATISTICS ON LOG ANNUAL MEANS(ALL DAYS)

| MEAN | VARIANCE | STANDARD DEVIATION | SKEWNESS | COEFF. OF VARIATION | SERIAL CORR |
|---|---|---|---|---|---|
| 0.1816E+01 | 0.3311E-01 | 0.1820E+00 | -0.9193E+00 | 0.1002E+00 | 0.1828E-01 |

ANNUAL PEAKS

| | |
|---|---|
| 1960 | 1540 |
| 1961 | 1900 |
| 1962 | 3270 |
| 1963 | 3460 |
| 1964 | 3100 |
| 1965 | 2380 |
| 1966 | 800 |
| 1967 | 2440 |
| 1968 | 2080 |
| 1969 | 2140 |
| 1970 | 2700 |
| 1971 | 1750 |
| 1972 | 2920 |
| 1973 | 2650 |

## 03324300 Salamonie River near Warren, Ind.

LOCATION.--Lat 40°42'45", long 85°27'13", in SE¼SE¼ sec.12, T.26 N., R.9 E., Huntington County, on right downstream side of county road bridge, 1,700 ft (518 m) downstream from small right and left bank tributaries, 4,000 ft (1,219 m) upstream from abandoned concrete and stone dam, and 2.4 miles (3.9 km) northwest of Warren.

DRAINAGE AREA.--425 mi² (1,101 km²).

### DURATION TABLE OF DAILY DISCHARGE FOR YEAR ENDING SEPTEMBER 30

| CLASS | 0 | 1 | 2 | 3 | 4 | 5 | 6 | 7 | 8 | 9 | 10 | 11 | 12 | 13 | 14 | 15 | 16 | 17 | 18 | 19 | 20 | 21 | 22 | 23 | 24 | 25 | 26 | 27 | 28 | 29 | 30 | 31 | 32 | 33 | 34 |
|---|---|---|---|---|---|---|---|---|---|---|---|---|---|---|---|---|---|---|---|---|---|---|---|---|---|---|---|---|---|---|---|---|---|---|---|
| YEAR | NUMBER OF DAYS IN CLASS | | | | | | | | | | | | | | | | | | | | | | | | | | | | | | | | | | CFS_DAYS |
| 1958 | | | | | | 1 | 4 | | 12 | 24 | 26 | 20 | 30 | 27 | 42 | 15 | 19 | 25 | 21 | 14 | 11 | 9 | 15 | 8 | 5 | 7 | 7 | 6 | 4 | 3 | 1 | 4 | 3 | 1 | 1 | 196943.0 |
| 1959 | | 1 | 3 | 7 | 12 | 12 | 20 | 22 | 25 | 28 | 13 | 21 | 11 | 19 | 9 | 20 | 16 | 17 | 12 | 10 | 10 | 14 | 15 | 8 | 9 | | 7 | 5 | 3 | 4 | 1 | 6 | 4 | | 1 | 187888.4 |
| 1960 | | | | | 20 | 8 | 2 | 7 | 14 | 17 | 25 | 60 | 37 | 34 | 18 | 14 | 13 | 17 | 9 | 13 | 6 | 4 | 11 | 9 | 6 | 6 | 6 | 2 | 6 | 2 | | | | | | 104546.0 |
| 1961 | | | | | 20 | 74 | 29 | 9 | 16 | 3 | 21 | 24 | 17 | 26 | 17 | 7 | 7 | 10 | 8 | 12 | 6 | 1 | 7 | 6 | 8 | 4 | 7 | 5 | 8 | 8 | 2 | 2 | 1 | | | 153054.0 |
| 1962 | | | 1 | 1 | 10 | 15 | 16 | 11 | 10 | 14 | 13 | 35 | 49 | 32 | 29 | 14 | 15 | 12 | 12 | 14 | 7 | 9 | 9 | 4 | 8 | 1 | 7 | 5 | 4 | 2 | 4 | | 2 | | | 132054.0 |
| 1963 | | 7 | 9 | 5 | 20 | 42 | 50 | 41 | 35 | 22 | 22 | 22 | 11 | 5 | 6 | 7 | 6 | 6 | 7 | 6 | 8 | 2 | 5 | 2 | 3 | 4 | 3 | 4 | 1 | | 2 | 1 | 1 | | | 74150.5 |
| 1964 | | 4 | 41 | 25 | 65 | 45 | 15 | 15 | 8 | 13 | 20 | 14 | 11 | 14 | 6 | 4 | 3 | 9 | 5 | 3 | 5 | 4 | 4 | 3 | 3 | 2 | 2 | 5 | 5 | 3 | 5 | 2 | 3 | | | 124099.5 |
| 1965 | | 5 | 1 | 41 | 50 | 45 | 17 | 15 | 24 | 16 | 23 | 15 | 10 | 7 | 12 | 8 | 6 | 8 | 4 | 5 | 10 | 7 | 7 | | 6 | 2 | 3 | 6 | 7 | 4 | 1 | | | | | 96187.5 |
| 1966 | | | | | 17 | 45 | 55 | 57 | 12 | 14 | 12 | 27 | 19 | 19 | 25 | 6 | 10 | 15 | 8 | 6 | 5 | 2 | 5 | | 3 | 1 | 1 | 1 | | | | | | | | 39707.0 |
| 1967 | | 5 | 12 | 32 | 17 | 22 | 17 | 17 | 2 | 15 | 20 | 13 | 23 | 17 | 15 | 14 | 11 | 15 | 11 | 10 | 10 | 9 | 10 | 3 | 7 | 4 | 5 | 6 | 5 | 11 | 2 | 2 | 3 | | | 171637.3 |
| 1968 | | 1 | | 1 | 3 | 6 | 16 | 33 | 20 | 46 | 42 | 23 | 15 | 26 | 18 | 14 | 7 | 12 | 7 | 9 | 6 | 7 | 8 | 6 | 4 | 5 | 6 | 8 | 7 | 3 | 3 | 4 | | | | 148251.0 |
| 1969 | | | | | 3 | 27 | 36 | 19 | 7 | 6 | 6 | 26 | 22 | 26 | 38 | 24 | 25 | 20 | 16 | 11 | 6 | 9 | 5 | 2 | 6 | 4 | 7 | 1 | 2 | 7 | 2 | 2 | | | | 128531.0 |
| 1970 | | 2 | 8 | 7 | 13 | 3 | 10 | 6 | 7 | 19 | 29 | 22 | 17 | 42 | 35 | 24 | 17 | 16 | 10 | 10 | 10 | 9 | 8 | 5 | 6 | 4 | 7 | 8 | 4 | 1 | 3 | 2 | 1 | | | 140900.8 |
| 1971 | | | | | | 6 | 6 | 9 | 41 | 33 | 17 | 35 | 34 | 34 | 25 | 20 | 16 | 19 | 13 | 10 | 9 | 6 | 3 | 5 | 6 | 3 | 3 | 2 | 2 | 4 | 2 | 2 | | | | 107556.0 |
| 1972 | | | | | | | 2 | 10 | 13 | 13 | 27 | 42 | 40 | 18 | 24 | 17 | 26 | 17 | 20 | 14 | 9 | 8 | 9 | 9 | 10 | 7 | 5 | 7 | 8 | 5 | 2 | 2 | 2 | | | 177795.0 |
| 1973 | | | | | | | | 1 | 13 | 19 | 27 | 7 | 8 | 21 | 35 | 30 | 21 | 16 | 21 | 18 | 17 | 19 | 18 | 11 | 11 | 6 | 14 | 7 | 13 | 7 | 5 | | | | | 223278.0 |

| CLASS | CFS | TOTAL | ACCUM | PERCT | CLASS | CFS | TOTAL | ACCUM | PERCT | CLASS | CFS | TOTAL | ACCUM | PERCT | CLASS | CFS | TOTAL | ACCUM | PERCT |
|---|---|---|---|---|---|---|---|---|---|---|---|---|---|---|---|---|---|---|---|
| 0 | 0.00 | 0 | 5844 | 100.0 | 9 | 35.00 | 302 | 4198 | 71.8 | 18 | 270.0 | 184 | 1382 | 23.6 | 27 | 2000 | 78 | 308 | 5.2 |
| 1 | 5.80 | 25 | 5844 | 100.0 | 10 | 44.00 | 343 | 3896 | 66.7 | 19 | 330.0 | 165 | 1198 | 20.5 | 28 | 2500 | 79 | 230 | 3.9 |
| 2 | 7.30 | 75 | 5819 | 99.6 | 11 | 55.00 | 406 | 3553 | 60.8 | 20 | 420.0 | 135 | 1033 | 17.7 | 29 | 3200 | 64 | 151 | 2.5 |
| 3 | 9.10 | 119 | 5744 | 98.3 | 12 | 69.00 | 354 | 3147 | 53.9 | 21 | 520.0 | 119 | 898 | 15.4 | 30 | 4000 | 35 | 87 | 1.4 |
| 4 | 11.00 | 250 | 5625 | 96.3 | 13 | 86.00 | 367 | 2793 | 47.8 | 22 | 650.0 | 139 | 779 | 13.3 | 31 | 5000 | 29 | 52 | .8 |
| 5 | 14.00 | 351 | 5375 | 92.0 | 14 | 110.00 | 354 | 2426 | 41.5 | 23 | 820.0 | 81 | 640 | 11.0 | 32 | 6200 | 20 | 23 | .3 |
| 6 | 18.00 | 295 | 5024 | 86.0 | 15 | 140.00 | 238 | 2072 | 35.5 | 24 | 1000.0 | 101 | 559 | 9.6 | 33 | 7800 | 1 | 3 | .0 |
| 7 | 22.00 | 272 | 4729 | 80.9 | 16 | 170.00 | 218 | 1834 | 31.4 | 25 | 1300.0 | 60 | 458 | 7.8 | 34 | 9700 | 2 | 2 | .0 |
| 8 | 28.00 | 259 | 4457 | 76.3 | 17 | 210.00 | 234 | 1616 | 27.7 | 26 | 1600.0 | 90 | 398 | 6.8 | | | | | |

### LOWEST MEAN DISCHARGE, IN CFS, AND RANKING, FOR THE FOLLOWING NUMBER OF CONSECUTIVE DAYS IN YEAR ENDING MARCH 31

| YEAR | 1 | | 3 | | 7 | | 14 | | 30 | | 60 | | 90 | | 120 | | 183 | | ANNUAL | |
|---|---|---|---|---|---|---|---|---|---|---|---|---|---|---|---|---|---|---|---|---|
| 1958 | 15.00 | 12 | 17.30 | 12 | 20.60 | 13 | 23.70 | 13 | 28.30 | 13 | 62.00 | 15 | 87.50 | 14 | 135.00 | 14 | 386.00 | 16 | 648.00 | 14 |
| 1959 | 16.00 | 13 | 18.00 | 14 | 22.30 | 14 | 24.30 | 14 | 28.40 | 14 | 36.90 | 12 | 46.10 | 11 | 135.00 | 15 | 210.00 | 14 | 671.00 | 15 |
| 1960 | 5.80 | 1 | 7.40 | 5 | 8.97 | 5 | 10.10 | 6 | 12.50 | 6 | 22.90 | 10 | 42.70 | 10 | 67.00 | 10 | 97.30 | 10 | 365.00 | 9 |
| 1961 | 11.00 | 9 | 11.00 | 9 | 11.30 | 8 | 11.80 | 8 | 12.70 | 7 | 14.50 | 5 | 15.30 | 4 | 15.60 | 3 | 18.90 | 3 | 227.00 | 3 |
| 1962 | 16.00 | 14 | 17.30 | 13 | 18.00 | 12 | 19.60 | 12 | 27.20 | 12 | 46.30 | 13 | 70.20 | 13 | 110.00 | 12 | 148.00 | 12 | 535.00 | 13 |
| 1963 | 8.30 | 6 | 9.67 | 6 | 11.60 | 9 | 13.10 | 9 | 16.90 | 9 | 22.40 | 9 | 27.10 | 7 | 25.30 | 7 | 31.30 | 6 | 233.00 | 4 |
| 1964 | 6.50 | 4 | 6.50 | 3 | 6.79 | 1 | 7.29 | 1 | 7.45 | 1 | 8.54 | 1 | 10.30 | 1 | 10.50 | 1 | 14.60 | 1 | 190.00 | 1 |
| 1965 | 6.00 | 2 | 6.17 | 1 | 7.36 | 3 | 8.86 | 2 | 10.30 | 2 | 10.70 | 2 | 10.90 | 2 | 12.20 | 2 | 16.10 | 2 | 352.00 | 7 |
| 1966 | 10.00 | 8 | 10.00 | 8 | 10.00 | 7 | 10.30 | 7 | 11.10 | 4 | 14.60 | 6 | 18.50 | 6 | 22.20 | 6 | 28.90 | 4 | 190.00 | 2 |
| 1967 | 9.70 | 7 | 9.70 | 7 | 9.87 | 6 | 9.94 | 5 | 13.50 | 8 | 13.90 | 4 | 15.50 | 5 | 21.70 | 5 | 46.10 | 7 | 399.00 | 11 |
| 1968 | 6.00 | 3 | 6.30 | 2 | 6.81 | 2 | 9.34 | 3 | 11.20 | 5 | 12.60 | 3 | 13.50 | 3 | 17.10 | 4 | 29.40 | 5 | 405.00 | 12 |
| 1969 | 14.00 | 11 | 14.70 | 11 | 16.40 | 11 | 17.80 | 11 | 18.80 | 10 | 21.50 | 8 | 28.40 | 8 | 61.80 | 9 | 95.70 | 9 | 331.00 | 6 |
| 1970 | 12.00 | 10 | 12.00 | 10 | 13.30 | 10 | 14.60 | 10 | 19.80 | 11 | 29.50 | 11 | 99.80 | 15 | 132.00 | 13 | 200.00 | 13 | 361.00 | 8 |
| 1971 | 6.60 | 5 | 7.00 | 4 | 7.80 | 4 | 9.70 | 4 | 10.60 | 3 | 17.60 | 7 | 29.50 | 9 | 43.90 | 8 | 69.30 | 8 | 377.00 | 10 |
| 1972 | 21.00 | 16 | 21.00 | 15 | 25.60 | 16 | 29.90 | 15 | 31.70 | 15 | 53.20 | 14 | 65.20 | 12 | 73.40 | 11 | 113.00 | 11 | 264.00 | 5 |
| 1973 | 19.00 | 15 | 21.00 | 16 | 25.40 | 15 | 31.10 | 16 | 33.30 | 16 | 95.80 | 16 | 128.00 | 16 | 153.00 | 16 | 315.00 | 15 | 748.00 | 16 |

### HIGHEST MEAN DISCHARGE, IN CFS, AND RANKING, FOR THE FOLLOWING NUMBER OF CONSECUTIVE DAYS IN YEAR ENDING SEPTEMBER 30

| YEAR | 1 | | 3 | | 7 | | 15 | | 30 | | 60 | | 90 | | 120 | | 183 | | ANNUAL | |
|---|---|---|---|---|---|---|---|---|---|---|---|---|---|---|---|---|---|---|---|---|
| 1958 | 10400.0 | 1 | 8970.0 | 1 | 7150.0 | 1 | 4340.0 | 1 | 2340.0 | 2 | 1490.0 | 4 | 1070.0 | 4 | 885.0 | 6 | 699.0 | 7 | 540.0 | 2 |
| 1959 | 9740.0 | 2 | 7470.0 | 2 | 4710.0 | 5 | 2950.0 | 3 | 2730.0 | 1 | 1720.0 | 3 | 1310.0 | 2 | 1270.0 | 1 | 955.0 | 2 | 515.0 | 3 |
| 1960 | 3440.0 | 15 | 3160.0 | 15 | 2210.0 | 15 | 1580.0 | 15 | 1090.0 | 15 | 765.0 | 15 | 610.0 | 15 | 575.0 | 14 | 451.0 | 14 | 286.0 | 13 |
| 1961 | 6420.0 | 8 | 6090.0 | 6 | 4870.0 | 3 | 3500.0 | 2 | 2250.0 | 3 | 1780.0 | 2 | 1390.0 | 1 | 1090.0 | 2 | 798.0 | 4 | 419.0 | 6 |
| 1962 | 6540.0 | 7 | 5650.0 | 9 | 3270.0 | 11 | 1910.0 | 13 | 1390.0 | 12 | 1150.0 | 10 | 971.0 | 9 | 769.0 | 9 | 590.0 | 11 | 362.0 | 9 |
| 1963 | 6200.0 | 9 | 5670.0 | 8 | 3740.0 | 10 | 2440.0 | 10 | 1570.0 | 10 | 1010.0 | 13 | 700.0 | 14 | 551.0 | 15 | 382.0 | 15 | 203.0 | 15 |
| 1964 | 7700.0 | 3 | 7090.0 | 3 | 4520.0 | 6 | 2790.0 | 7 | 2230.0 | 4 | 1850.0 | 1 | 1270.0 | 3 | 981.0 | 4 | 666.0 | 8 | 339.0 | 11 |
| 1965 | 4080.0 | 14 | 3530.0 | 14 | 3040.0 | 12 | 1930.0 | 12 | 1350.0 | 13 | 1190.0 | 8 | 941.0 | 10 | 748.0 | 11 | 507.0 | 12 | 264.0 | 14 |
| 1966 | 2320.0 | 16 | 1650.0 | 16 | 951.0 | 16 | 504.0 | 16 | 326.0 | 16 | 244.0 | 16 | 223.0 | 16 | 216.0 | 16 | 185.0 | 16 | 109.0 | 16 |
| 1967 | 7000.0 | 5 | 6740.0 | 4 | 5400.0 | 2 | 2870.0 | 6 | 1720.0 | 8 | 1150.0 | 9 | 1010.0 | 6 | 1050.0 | 3 | 902.0 | 3 | 470.0 | 5 |
| 1968 | 6000.0 | 11 | 5630.0 | 10 | 4850.0 | 4 | 2910.0 | 5 | 1560.0 | 11 | 1250.0 | 7 | 984.0 | 8 | 870.0 | 7 | 702.0 | 6 | 405.0 | 7 |
| 1969 | 6170.0 | 10 | 5730.0 | 7 | 3870.0 | 9 | 2700.0 | 8 | 1620.0 | 9 | 1080.0 | 12 | 775.0 | 13 | 768.0 | 10 | 594.0 | 10 | 352.0 | 10 |
| 1970 | 7100.0 | 4 | 5200.0 | 11 | 2890.0 | 14 | 1720.0 | 14 | 1210.0 | 14 | 852.0 | 14 | 807.0 | 11 | 729.0 | 12 | 618.0 | 9 | 386.0 | 8 |
| 1971 | 5400.0 | 12 | 4780.0 | 12 | 3960.0 | 8 | 2380.0 | 11 | 1760.0 | 7 | 1130.0 | 11 | 784.0 | 12 | 666.0 | 13 | 502.0 | 13 | 295.0 | 12 |
| 1972 | 6740.0 | 6 | 6240.0 | 5 | 4490.0 | 7 | 2940.0 | 4 | 2140.0 | 5 | 1350.0 | 5 | 995.0 | 7 | 833.0 | 8 | 729.0 | 5 | 486.0 | 4 |
| 1973 | 4850.0 | 13 | 4640.0 | 13 | 2980.0 | 13 | 2440.0 | 9 | 1790.0 | 6 | 1310.0 | 6 | 1030.0 | 5 | 906.0 | 5 | 979.0 | 1 | 612.0 | 1 |

STATISTICS ON NORMAL MONTHLY MEANS(ALL DAYS)

| OCT | NOV | DEC | JAN | FEB | MARCH | APRIL | MAY | JUNE | JULY | AUG | SEPT |
|---|---|---|---|---|---|---|---|---|---|---|---|
| BY ROWS(MEAN,VARIANCE,STANDARD DEVIATION, SKEWNESS, COEFF. OF VARIATION,PERCENTAGE OF AVERAGE FLOW) | | | | | | | | | | | |
| 0.8722E+02 | 0.2580E+03 | 0.4746E+03 | 0.4774E+03 | 0.5771E+03 | 0.8546E+03 | 0.8428E+03 | 0.3035E+03 | 0.3228E+03 | 0.1480E+03 | 0.1021E+03 | 0.1018E+03 |
| 0.1180E+05 | 0.1667E+06 | 0.3097E+06 | 0.2119E+06 | 0.2858E+06 | 0.2828E+06 | 0.5355E+06 | 0.2586E+05 | 0.2991E+06 | 0.1995E+05 | 0.1561E+05 | 0.4781E+05 |
| 0.1088E+03 | 0.4083E+03 | 0.5565E+03 | 0.4603E+03 | 0.5346E+03 | 0.5318E+03 | 0.7318E+03 | 0.1608E+03 | 0.5469E+03 | 0.1413E+03 | 0.1250E+03 | 0.2187E+03 |
| 0.1558E+01 | 0.2673E+01 | 0.9464E+00 | 0.1083E+01 | 0.1399E+01 | 0.3542E+00 | 0.8064E+00 | 0.1404E+01 | 0.3626E+01 | 0.1920E+01 | 0.1325E+01 | 0.3594E+01 |
| 0.1246E+01 | 0.1583E+01 | 0.1173E+01 | 0.9641E+00 | 0.9263E+00 | 0.6223E+00 | 0.8683E+00 | 0.5299E+00 | 0.1694E+01 | 0.9547E+00 | 0.1224E+01 | 0.2148E+01 |
| 0.1917E+01 | 0.5670E+01 | 0.1043E+02 | 0.1049E+02 | 0.1268E+02 | 0.1878E+02 | 0.1852E+02 | 0.6670E+01 | 0.7094E+01 | 0.3252E+01 | 0.2244E+01 | 0.2237E+01 |

STATISTICS ON NORMAL ANNUAL MEANS(ALL DAYS)

| MEAN | VARIANCE | STANDARD DEVIATION | SKEWNESS | COEFF. OF VARIATION | SERIAL CORR |
|---|---|---|---|---|---|
| 0.3776E+03 | 0.1708E+05 | 0.1307E+03 | -0.1984E+00 | 0.3461E+00 | 0.1860E+00 |

STATISTICS ON LOG MONTHLY MEANS(ALL DAYS)

| OCT | NOV | DEC | JAN | FEB | MARCH | APRIL | MAY | JUNE | JULY | AUG | SEPT |
|---|---|---|---|---|---|---|---|---|---|---|---|
| BY ROWS(MEAN,VARIANCE,STANDARD DEVIATION, SKEWNESS, COEFF. OF VARIATION,PERCENTAGE OF AVERAGE FLOW) | | | | | | | | | | | |
| 0.1644E+01 | 0.2005E+01 | 0.2220E+01 | 0.2396E+01 | 0.2536E+01 | 0.2837E+01 | 0.2725E+01 | 0.2427E+01 | 0.2250E+01 | 0.2019E+01 | 0.1701E+01 | 0.1568E+01 |
| 0.2694E+00 | 0.3870E+00 | 0.5700E+00 | 0.3725E+00 | 0.2911E+00 | 0.9883E-01 | 0.2239E+00 | 0.5336E-01 | 0.1864E+00 | 0.1365E+00 | 0.2789E+00 | 0.3033E+00 |
| 0.5191E+00 | 0.6221E+00 | 0.7550E+00 | 0.6103E+00 | 0.5396E+00 | 0.3144E+00 | 0.4732E+00 | 0.2310E+00 | 0.4317E+00 | 0.3694E+00 | 0.5281E+00 | 0.5507E+00 |
| 0.4857E+00 | 0.3006E+00 | -0.1587E+00 | -0.7305E+00 | -0.9914E+00 | -0.3461E+00 | -0.3146E+00 | -0.2293E+00 | 0.8138E+00 | 0.2253E+00 | 0.5903E+00 | 0.1184E+01 |
| 0.3156E+00 | 0.3102E+00 | 0.3401E+00 | 0.2547E+00 | 0.2127E+00 | 0.1108E+00 | 0.1736E+00 | 0.9519E-01 | 0.1918E+00 | 0.1829E+00 | 0.3105E+00 | 0.3512E+00 |
| 0.6246E+01 | 0.7616E+01 | 0.8430E+01 | 0.9102E+01 | 0.9633E+01 | 0.1077E+02 | 0.1035E+02 | 0.9217E+01 | 0.8547E+01 | 0.7670E+01 | 0.6460E+01 | 0.5956E+01 |

STATISTICS ON LOG ANNUAL MEANS(ALL DAYS)

| MEAN | VARIANCE | STANDARD DEVIATION | SKEWNESS | COEFF. OF VARIATION | SERIAL CORR |
|---|---|---|---|---|---|
| 0.2546E+01 | 0.3421E-01 | 0.1850E+00 | -0.1421E+01 | 0.7266E-01 | 0.7921E-01 |

ANNUAL PEAKS

| | |
|---|---|
| 1958 | 11300 |
| 1959 | 13200 |
| 1960 | 3650 |
| 1961 | -7280 |
| 1962 | 6900 |
| 1963 | 6500 |
| 1964 | 8300 |
| 1965 | 4400 |
| 1966 | 2430 |
| 1967 | 7410 |
| 1968 | 6530 |
| 1969 | 6620 |
| 1970 | 7130 |
| 1971 | 5800 |
| 1972 | 7560 |
| 1973 | 5410 |

## 03324500 Salamonie River at Dora, Ind.

LOCATION.--Lat 40°48'42", long 85°41'02", in NE¼NE¼ sec.12, T.27 N., R.7 E., Wabash County, on right bank 1.5 miles (2.4 km) northwest of Dora and 3 miles (5 km) upstream from mouth.

DRAINAGE AREA.--557 $mi^2$ (1,443 $km^2$).

REMARKS.--Flow regulated by Salamonie Lake (See sta 03324450) about 0.5 mile (0.8 km) upstream.

DURATION TABLE OF DAILY DISCHARGE FOR YEAR ENDING SEPTEMBER 30

| CLASS | 0 | 1 | 2 | 3 | 4 | 5 | 6 | 7 | 8 | 9 | 10 | 11 | 12 | 13 | 14 | 15 | 16 | 17 | 18 | 19 | 20 | 21 | 22 | 23 | 24 | 25 | 26 | 27 | 28 | 29 | 30 | 31 | 32 | 33 | 34 | |
|---|---|---|---|---|---|---|---|---|---|---|---|---|---|---|---|---|---|---|---|---|---|---|---|---|---|---|---|---|---|---|---|---|---|---|---|---|
| YEAR | NUMBER OF DAYS IN CLASS | | | | | | | | | | | | | | | | | | | | | | | | | | | | | | | | | | | CFS_DAYS |
| 1925 | | | | | | | | | | | | | 1 | 70 | 29 | 42 | 41 | 43 | 30 | 17 | 19 | 17 | 12 | 10 | 8 | 6 | 8 | 1 | 3 | 3 | 2 | 1 | 2 | | | 150370.0 |
| 1926 | | | | | | | | | | | | | | | 7 | 7 | 19 | 30 | 45 | 48 | 40 | 20 | 22 | 24 | 14 | 16 | 16 | 13 | 10 | 14 | 11 | 7 | 2 | | | 309585.0 |
| 1927 | | | | | | | | | | | | | | | 1 | 2 | 8 | 17 | 27 | 60 | 51 | 23 | 32 | 40 | 13 | 11 | 13 | 12 | 16 | 10 | 13 | 4 | 11 | 1 | | 390464.0 |
| 1928 | | | | | | | | | | | | | 6 | 7 | 10 | 15 | 40 | 34 | 28 | 57 | 32 | 9 | 13 | 17 | 17 | 14 | 9 | 24 | 15 | 7 | 6 | 5 | 1 | | | 255947.0 |
| 1929 | | | | | | | | | | | | | 4 | 3 | 7 | 16 | 49 | 24 | 47 | 57 | 31 | 2 | 11 | 16 | 13 | 9 | 17 | 19 | 15 | 13 | 6 | 6 | | | | 268091.0 |
| 1930 | | | | | | | | | | | | | 45 | 36 | 11 | 5 | 32 | 22 | 42 | 50 | 11 | 14 | 10 | 26 | 11 | 10 | 6 | 5 | 9 | 5 | 7 | 6 | | 2 | | 217081.0 |
| 1931 | | | | | | | | | | | 2 | 19 | 43 | 85 | 49 | 47 | 18 | 20 | 26 | 10 | 9 | 14 | 5 | 5 | 7 | 2 | | 3 | | 1 | | | | | | 42940.0 |
| 1932 | | | | | | | | | | | 11 | 12 | 17 | 6 | 29 | 34 | 30 | 20 | 25 | 18 | 25 | 33 | 25 | 15 | 15 | 15 | 11 | 12 | 3 | 7 | 2 | 1 | | | | 158784.0 |
| 1933 | | | | | | | | | | | | | 19 | 34 | 19 | 19 | 16 | 25 | 29 | 27 | 18 | 33 | 12 | 25 | 13 | 18 | 12 | 8 | 10 | 7 | 14 | 5 | 2 | | | 269690.0 |
| 1934 | | | | | | | | | | 5 | 10 | 10 | 14 | 20 | 22 | 51 | 55 | 56 | 27 | 27 | 15 | 10 | 14 | 8 | 6 | 4 | 1 | 6 | 1 | 3 | | | | | | 70982.0 |
| 1935 | | | | | | | | | | | | 4 | 18 | 36 | 55 | 17 | 22 | 45 | 39 | 27 | 21 | 20 | 10 | 10 | 8 | 7 | 13 | 4 | 1 | 3 | 4 | 1 | | | | 114745.0 |
| 1936 | | | | | | | | | | 1 | 11 | 14 | 15 | 40 | 63 | 42 | 30 | 43 | 22 | 11 | 24 | 15 | 5 | 7 | 3 | 6 | 2 | 2 | 2 | 2 | 3 | 1 | 1 | 1 | | 97762.4 |
| 1937 | | | | | | | | | | | | 1 | 3 | 13 | 15 | 20 | 38 | 27 | 23 | 19 | 15 | 32 | 23 | 35 | 19 | 23 | 16 | 12 | 15 | 9 | 2 | 2 | 3 | | | 252076.0 |
| 1938 | | | | | | | | | | | | | 5 | 14 | 42 | 22 | 32 | 33 | 23 | 23 | 25 | 32 | 16 | 19 | 18 | 8 | 10 | 12 | 8 | 9 | 6 | 5 | 3 | | | 239245.0 |
| 1939 | | | | | | | | | | | 7 | 12 | 10 | 27 | 61 | 30 | 37 | 29 | 17 | 19 | 25 | 12 | 7 | 18 | 7 | 5 | 12 | 8 | 9 | 5 | 3 | 2 | 3 | | | 171917.0 |
| 1940 | | | | | | | | | | | 1 | 36 | 48 | 37 | 34 | 36 | 29 | 23 | 16 | 13 | 14 | 16 | 12 | 9 | 8 | 6 | 5 | 4 | 3 | 3 | 3 | | | | | 88087.0 |
| 1941 | | | | | | | | | | | 11 | 55 | 27 | 44 | 46 | 50 | 41 | 23 | 22 | 15 | 9 | 5 | 9 | 2 | 2 | | 2 | 1 | 1 | | | | | | | 34447.0 |
| 1942 | | | | | | | | | | | 1 | 2 | 11 | 30 | 19 | 43 | 30 | 50 | 33 | 30 | 26 | 20 | 15 | 11 | 6 | 7 | 4 | 4 | 8 | 8 | 7 | | | | | 146296.0 |
| 1943 | | | | | | | | | | | | | 1 | 23 | 20 | 23 | 21 | 28 | 38 | 49 | 39 | 21 | 17 | 11 | 19 | 16 | 9 | 8 | 4 | 9 | 1 | 2 | 3 | 1 | 2 | | 229716.0 |
| 1944 | | | | | | | | | | | 1 | 45 | 33 | 48 | 56 | 49 | 14 | 10 | 6 | 7 | 11 | 21 | 11 | 15 | 7 | 9 | 2 | 7 | 4 | 6 | | 2 | 2 | | | 122646.0 |
| 1945 | | | | | | | | | | | | 17 | 75 | 59 | 27 | 18 | 16 | 16 | 19 | 13 | 13 | 19 | 12 | 12 | 4 | 12 | 9 | 4 | 6 | 10 | 4 | | | | | 134617.0 |
| 1946 | | | | | | | | | | | 1 | 12 | 19 | 21 | 12 | 28 | 36 | 40 | 34 | 22 | 19 | 25 | 21 | 15 | 15 | 11 | 7 | 13 | 3 | 11 | | | | | | 146980.0 |
| 1947 | | | | | | | | | | | | 3 | 16 | 53 | 46 | 27 | 20 | 18 | 23 | 13 | 16 | 20 | 18 | 20 | 18 | 14 | 13 | 7 | 5 | 6 | 6 | 3 | | | | 179546.0 |
| 1948 | | | | | | | | | | | | 8 | 24 | 33 | 40 | 12 | 50 | 31 | 17 | 22 | 19 | 17 | 9 | 18 | 10 | 13 | 8 | 7 | 7 | 8 | 10 | 3 | | | | 189208.0 |
| 1949 | | | | | | | | | | | | | 12 | 33 | 22 | 15 | 31 | 26 | 21 | 20 | 24 | 42 | 17 | 23 | 17 | 13 | 16 | 7 | 6 | 8 | 7 | 5 | | | | 216718.0 |
| 1950 | | | | | | | | | | | | | 2 | 3 | 44 | 27 | 27 | 26 | 27 | 19 | 16 | 23 | 18 | 27 | 15 | 14 | 14 | 14 | 15 | 4 | 13 | 9 | 7 | 1 | | 354548.0 |
| 1951 | | | | | | | | | | | | | 1 | 38 | 20 | 14 | 28 | 19 | 33 | 37 | 20 | 28 | 18 | 22 | 13 | 8 | 13 | 16 | 13 | 10 | 8 | 6 | | | | 254848.0 |
| 1952 | | | | | | | | | | | | | 9 | 38 | 41 | 30 | 18 | 14 | 17 | 18 | 26 | 28 | 26 | 16 | 15 | 17 | 5 | 13 | 14 | 8 | 5 | 7 | 1 | | | 236560.0 |
| 1953 | | | | | | | | | | | | 2 | 21 | 18 | 67 | 20 | 7 | 24 | 20 | 36 | 25 | 34 | 20 | 16 | 8 | 19 | 12 | 8 | 4 | 1 | 3 | | | | | 133868.0 |
| 1954 | | | | | | | | | | | | 16 | 27 | 91 | 44 | 21 | 28 | 22 | 29 | 22 | 16 | 10 | 7 | 10 | 10 | 6 | 2 | 2 | 2 | | | | | | | 57332.0 |
| 1955 | | | | | | | | | | | | 10 | 10 | 14 | 17 | 33 | 52 | 46 | 30 | 26 | 22 | 14 | 20 | 14 | 11 | 17 | 10 | 5 | 6 | 4 | 4 | | | | | 141248.0 |
| 1956 | | | | | | | | | | | | | 13 | 11 | 14 | 42 | 36 | 40 | 26 | 26 | 16 | 24 | 22 | 26 | 17 | 14 | 13 | 10 | 8 | 7 | 1 | | | | | 161146.0 |
| 1957 | | | | | | | | | | | | 2 | 31 | 38 | 24 | 26 | 20 | 27 | 40 | 21 | 14 | 25 | 14 | 11 | 5 | 7 | 13 | 11 | 8 | 10 | 9 | 6 | 3 | | | 248459.0 |
| 1958 | | | | | | | | | | | | | | 5 | 16 | 36 | 21 | 32 | 43 | 35 | 37 | 28 | 21 | 12 | 17 | 13 | 14 | 9 | 6 | 5 | 4 | 6 | 2 | 3 | | 248724.0 |
| 1959 | | | | | | | | | | | | | 11 | 12 | 61 | 20 | 25 | 27 | 25 | 17 | 28 | 21 | 16 | 20 | 18 | 14 | 13 | 8 | 5 | 7 | 8 | 5 | 2 | 2 | | 246679.0 |
| 1960 | | | | | | | | | | | | | | 27 | 14 | 22 | 27 | 61 | 50 | 34 | 22 | 23 | 16 | 20 | 11 | 7 | 8 | 9 | 5 | 5 | 5 | | | | | 146109.0 |
| 1961 | | | | | | | | | | | | | 25 | 61 | 55 | 13 | 23 | 23 | 35 | 18 | 14 | 14 | 7 | 13 | 6 | 11 | 7 | 13 | 6 | 8 | 9 | 3 | 1 | | | 192009.0 |

| CLASS | CFS | TOTAL | ACCUM | PERCT | CLASS | CFS | TOTAL | ACCUM | PERCT | CLASS | CFS | TOTAL | ACCUM | PERCT | CLASS | CFS | TOTAL | ACCUM | PERCT |
|---|---|---|---|---|---|---|---|---|---|---|---|---|---|---|---|---|---|---|---|
| 0 | 0.00 | 0 | 13514 | 100.0 | 9 | 7.20 | 6 | 13514 | 100.0 | 18 | 110.0 | 1067 | 7167 | 53.0 | 27 | 1600 | 328 | 1172 | 8.6 |
| 1 | 0.60 | 0 | 13514 | 100.0 | 10 | 9.80 | 66 | 13508 | 100.0 | 19 | 150.0 | 996 | 6100 | 45.1 | 28 | 2200 | 254 | 844 | 6.2 |
| 2 | 0.90 | 0 | 13514 | 100.0 | 11 | 13.00 | 280 | 13442 | 99.5 | 20 | 200.0 | 805 | 5104 | 37.8 | 29 | 2900 | 236 | 590 | 4.3 |
| 3 | 1.20 | 0 | 13514 | 100.0 | 12 | 18.00 | 615 | 13162 | 97.4 | 21 | 260.0 | 766 | 4299 | 31.8 | 30 | 3900 | 187 | 354 | 2.6 |
| 4 | 1.60 | 0 | 13514 | 100.0 | 13 | 24.00 | 1059 | 12547 | 92.8 | 22 | 360.0 | 568 | 3533 | 26.1 | 31 | 5300 | 104 | 167 | 1.2 |
| 5 | 2.20 | 0 | 13514 | 100.0 | 14 | 32.00 | 1200 | 11488 | 85.0 | 23 | 480.0 | 620 | 2965 | 21.9 | 32 | 7100 | 48 | 63 | .4 |
| 6 | 2.90 | 0 | 13514 | 100.0 | 15 | 44.00 | 961 | 10288 | 76.1 | 24 | 650.0 | 426 | 2345 | 17.4 | 33 | 9600 | 13 | 15 | .1 |
| 7 | 4.00 | 0 | 13514 | 100.0 | 16 | 59.00 | 1068 | 9327 | 69.0 | 25 | 880.0 | 404 | 1919 | 14.2 | 34 | 13000 | 2 | 2 | .0 |
| 8 | 5.40 | 0 | 13514 | 100.0 | 17 | 80.00 | 1092 | 8259 | 61.1 | 26 | 1200.0 | 343 | 1515 | 11.2 | | | | | |

LOWEST MEAN DISCHARGE, IN CFS, AND RANKING, FOR THE FOLLOWING NUMBER OF CONSECUTIVE DAYS IN YEAR ENDING MARCH 31

| YEAR | 1 | | 3 | | 7 | | 14 | | 30 | | 60 | | 90 | | 120 | | 183 | | ANNUAL | |
|---|---|---|---|---|---|---|---|---|---|---|---|---|---|---|---|---|---|---|---|---|
| 1925 | 25.00 | 32 | 31.00 | 34 | 33.60 | 32 | 36.80 | 31 | 37.80 | 30 | 38.10 | 17 | 41.30 | 15 | 58.80 | 16 | 132.00 | 21 | 601.00 | 25 |
| 1926 | 31.00 | 35 | 33.00 | 35 | 35.70 | 34 | 39.10 | 34 | 47.30 | 33 | 64.20 | 28 | 107.00 | 31 | 120.00 | 27 | 132.00 | 22 | 446.00 | 17 |
| 1927 | 34.00 | 36 | 36.00 | 36 | 38.00 | 37 | 59.30 | 36 | 110.00 | 37 | 150.00 | 35 | 155.00 | 34 | 250.00 | 35 | 828.00 | 37 | 1020.00 | 37 |
| 1928 | 22.00 | 26 | 22.00 | 24 | 23.90 | 25 | 31.70 | 30 | 36.30 | 29 | 217.00 | 37 | 214.00 | 36 | 295.00 | 36 | 366.00 | 34 | 983.00 | 35 |
| 1929 | 19.00 | 20 | 22.70 | 26 | 24.10 | 26 | 44.60 | 35 | 56.70 | 34 | 83.60 | 33 | 97.80 | 29 | 99.30 | 25 | 154.00 | 24 | 495.00 | 21 |
| 1930 | 23.00 | 29 | 25.70 | 31 | 34.90 | 33 | 80.40 | 37 | 106.00 | 36 | 113.00 | 34 | 179.00 | 35 | 298.00 | 37 | 524.00 | 36 | 1000.00 | 36 |
| 1931 | 15.00 | 12 | 16.00 | 13 | 16.00 | 12 | 17.90 | 11 | 20.40 | 11 | 23.50 | 9 | 24.70 | 7 | 27.60 | 5 | 30.30 | 2 | 126.00 | 1 |
| 1932 | 12.00 | 9 | 13.30 | 8 | 15.90 | 11 | 20.40 | 16 | 32.00 | 23 | 58.10 | 27 | 76.30 | 27 | 77.70 | 20 | 108.00 | 19 | 412.00 | 15 |
| 1933 | 10.00 | 4 | 10.30 | 4 | 11.00 | 3 | 12.00 | 3 | 16.30 | 5 | 55.80 | 26 | 64.50 | 22 | 85.00 | 21 | 107.00 | 18 | 502.00 | 22 |
| 1934 | 19.00 | 21 | 19.30 | 19 | 20.40 | 18 | 21.10 | 17 | 23.70 | 14 | 55.40 | 25 | 69.20 | 23 | 90.20 | 23 | 197.00 | 29 | 463.00 | 19 |
| 1935 | 8.20 | 1 | 8.60 | 1 | 9.14 | 1 | 10.10 | 1 | 17.50 | 7 | 34.70 | 15 | 41.50 | 16 | 56.30 | 15 | 59.50 | 9 | 177.00 | 2 |
| 1936 | 16.00 | 15 | 16.70 | 15 | 17.90 | 16 | 23.10 | 20 | 26.90 | 20 | 29.80 | 12 | 38.20 | 13 | 46.00 | 12 | 57.30 | 7 | 406.00 | 13 |
| 1937 | 9.40 | 2 | 10.10 | 3 | 10.60 | 2 | 11.70 | 2 | 16.40 | 6 | 21.10 | 5 | 28.40 | 9 | 31.60 | 9 | 90.30 | 16 | 455.00 | 18 |
| 1938 | 15.00 | 13 | 20.70 | 21 | 22.40 | 23 | 25.40 | 24 | 34.60 | 27 | 75.20 | 32 | 77.40 | 28 | 97.20 | 24 | 243.00 | 30 | 643.00 | 28 |
| 1939 | 24.00 | 30 | 25.30 | 29 | 27.00 | 30 | 31.60 | 29 | 33.10 | 24 | 38.10 | 18 | 53.20 | 19 | 61.70 | 17 | 82.80 | 14 | 621.00 | 27 |
| 1940 | 11.00 | 5 | 11.30 | 5 | 12.00 | 5 | 12.90 | 6 | 15.80 | 3 | 21.10 | 6 | 50.70 | 18 | 45.10 | 11 | 65.60 | 10 | 244.00 | 5 |

SALAMONIE RIVER AT DORA, IND. (Continued)

LOWEST MEAN DISCHARGE, IN CFS, AND RANKING, FOR THE FOLLOWING NUMBER OF CONSECUTIVE DAYS IN YEAR ENDING MARCH 31

| YEAR | 1 | 3 | 7 | 14 | 30 | 60 | 90 | 120 | 183 | ANNUAL |
|---|---|---|---|---|---|---|---|---|---|---|
| 1941 | 11.00 6 | 11.70 6 | 12.30 6 | 12.40 4 | 13.10 1 | 15.20 2 | 16.90 1 | 20.60 2 | 44.60 4 | 194.00 4 |
| 1942 | 10.00 3 | 10.00 2 | 11.30 4 | 12.70 5 | 13.80 2 | 14.80 1 | 21.60 3 | 28.70 7 | 45.20 5 | 252.00 6 |
| 1943 | 22.00 27 | 23.30 27 | 24.40 27 | 25.60 25 | 28.70 21 | 54.40 23 | 110.00 32 | 169.00 32 | 269.00 32 | 441.00 16 |
| 1944 | 25.00 31 | 25.30 30 | 26.00 29 | 27.20 26 | 29.80 22 | 35.90 16 | 40.10 14 | 54.40 14 | 80.00 13 | 516.00 23 |
| 1945 | 12.00 7 | 13.30 9 | 14.00 8 | 14.40 7 | 16.20 4 | 18.90 3 | 18.90 2 | 19.80 1 | 21.50 1 | 349.00 10 |
| 1946 | 18.00 18 | 18.00 17 | 18.00 17 | 18.20 13 | 25.70 18 | 65.20 29 | 72.40 25 | 199.00 33 | 179.00 28 | 493.00 20 |
| 1947 | 12.00 8 | 13.30 10 | 15.10 9 | 17.00 9 | 17.60 8 | 20.10 4 | 23.60 5 | 25.30 3 | 59.50 8 | 285.00 8 |
| 1948 | 19.00 19 | 19.30 18 | 21.00 20 | 21.90 19 | 26.90 19 | 32.80 14 | 36.00 12 | 52.50 13 | 73.80 12 | 618.00 26 |
| 1949 | 16.00 16 | 16.30 14 | 17.10 14 | 19.30 15 | 21.80 13 | 29.90 13 | 32.90 11 | 87.20 22 | 153.00 23 | 723.00 30 |
| 1950 | 21.00 23 | 22.00 25 | 22.00 22 | 24.00 22 | 33.20 25 | 53.70 22 | 70.50 24 | 130.00 28 | 164.00 26 | 863.00 34 |
| 1951 | 30.00 34 | 30.70 33 | 35.90 35 | 37.70 32 | 60.70 35 | 165.00 36 | 239.00 37 | 220.00 34 | 291.00 33 | 744.00 31 |
| 1952 | 21.00 24 | 21.30 22 | 23.40 24 | 24.50 23 | 25.00 16 | 25.50 10 | 30.20 10 | 43.90 10 | 97.40 17 | 653.00 29 |
| 1953 | 23.00 28 | 23.70 28 | 24.60 28 | 27.60 27 | 34.30 26 | 39.70 19 | 49.50 17 | 67.60 18 | 88.00 15 | 408.00 14 |
| 1954 | 15.00 14 | 15.30 12 | 16.30 13 | 17.70 10 | 19.90 10 | 21.70 7 | 23.40 4 | 25.70 4 | 47.90 6 | 191.00 3 |
| 1955 | 13.00 10 | 13.00 7 | 13.00 7 | 14.80 8 | 20.80 12 | 55.10 24 | 61.40 20 | 68.10 19 | 109.00 20 | 390.00 12 |
| 1956 | 14.00 11 | 14.30 11 | 15.30 10 | 18.60 14 | 25.20 17 | 71.80 31 | 150.00 33 | 157.00 29 | 167.00 27 | 386.00 11 |
| 1957 | 17.00 17 | 17.70 16 | 17.70 15 | 18.10 12 | 19.30 9 | 21.80 8 | 24.60 6 | 30.40 8 | 69.00 11 | 283.00 7 |
| 1958 | 27.00 33 | 28.00 32 | 28.40 31 | 29.40 28 | 35.60 28 | 70.80 30 | 106.00 30 | 162.00 30 | 479.00 35 | 830.00 32 |
| 1959 | 36.00 37 | 36.00 37 | 37.10 36 | 39.00 33 | 40.30 31 | 47.20 20 | 62.20 21 | 163.00 31 | 259.00 31 | 844.00 33 |
| 1960 | 21.00 25 | 21.70 23 | 21.90 21 | 23.40 21 | 44.10 32 | 51.00 21 | 74.80 26 | 103.00 26 | 155.00 25 | 524.00 24 |
| 1961 | 20.00 22 | 20.30 20 | 20.70 19 | 21.60 18 | 24.10 15 | 26.00 11 | 28.30 8 | 28.60 6 | 33.00 3 | 287.00 9 |

HIGHEST MEAN DISCHARGE, IN CFS, AND RANKING, FOR THE FOLLOWING NUMBER OF CONSECUTIVE DAYS IN YEAR ENDING SEPTEMBER 30

| YEAR | 1 | 3 | 7 | 15 | 30 | 60 | 90 | 120 | 183 | ANNUAL |
|---|---|---|---|---|---|---|---|---|---|---|
| 1925 | 10600.0 5 | 8390.0 10 | 4920.0 15 | 2500.0 24 | 1760.0 24 | 1240.0 23 | 1170.0 22 | 997.0 21 | 718.0 22 | 412.0 23 |
| 1926 | 9000.0 12 | 7860.0 12 | 5090.0 13 | 3460.0 12 | 2660.0 12 | 1770.0 15 | 1350.0 20 | 1070.0 20 | 1010.0 14 | 848.0 3 |
| 1927 | 10300.0 8 | 9070.0 5 | 8560.0 3 | 5550.0 3 | 3320.0 4 | 2540.0 2 | 2400.0 2 | 2210.0 2 | 1700.0 1 | 1070.0 1 |
| 1928 | 7110.0 18 | 6420.0 19 | 4360.0 19 | 3040.0 16 | 1920.0 21 | 1250.0 22 | 1400.0 18 | 1160.0 17 | 956.0 16 | 699.0 6 |
| 1929 | 6460.0 22 | 5530.0 22 | 3900.0 24 | 2490.0 25 | 2160.0 17 | 1840.0 14 | 1510.0 13 | 1520.0 5 | 1320.0 3 | 734.0 5 |
| 1930 | 10500.0 6 | 9330.0 3 | 7180.0 4 | 5480.0 4 | 3590.0 2 | 2240.0 4 | 1720.0 4 | 1420.0 8 | 1090.0 11 | 595.0 15 |
| 1931 | 2960.0 35 | 1930.0 36 | 1300.0 36 | 943.0 35 | 654.0 35 | 384.0 36 | 278.0 36 | 228.0 36 | 182.0 36 | 118.0 36 |
| 1932 | 6010.0 24 | 4990.0 24 | 3740.0 25 | 2740.0 23 | 1820.0 22 | 1360.0 21 | 1120.0 23 | 923.0 24 | 752.0 21 | 434.0 22 |
| 1933 | 9150.0 11 | 7100.0 15 | 5880.0 8 | 3680.0 10 | 2330.0 15 | 2090.0 6 | 1610.0 9 | 1320.0 13 | 1270.0 4 | 739.0 4 |
| 1934 | 3350.0 34 | 3180.0 34 | 2110.0 34 | 1210.0 34 | 869.0 34 | 605.0 34 | 455.0 34 | 387.0 34 | 284.0 34 | 194.0 34 |
| 1935 | 5650.0 25 | 4980.0 25 | 4260.0 20 | 2820.0 21 | 1530.0 27 | 1070.0 28 | 888.0 28 | 726.0 28 | 567.0 31 | 314.0 31 |
| 1936 | 10500.0 7 | 8540.0 8 | 5630.0 12 | 2940.0 19 | 1760.0 23 | 1150.0 25 | 911.0 27 | 715.0 31 | 497.0 32 | 267.0 32 |
| 1937 | 8760.0 13 | 8240.0 11 | 5650.0 11 | 4000.0 9 | 2780.0 10 | 1880.0 12 | 1450.0 15 | 1380.0 9 | 1110.0 9 | 691.0 8 |
| 1938 | 8500.0 14 | 7580.0 14 | 4450.0 18 | 4030.0 8 | 3230.0 6 | 2330.0 3 | 1680.0 5 | 1430.0 7 | 1100.0 10 | 655.0 12 |
| 1939 | 9560.0 9 | 8550.0 7 | 4960.0 14 | 3140.0 15 | 2420.0 14 | 1730.0 18 | 1570.0 11 | 1220.0 15 | 870.0 20 | 471.0 20 |
| 1940 | 4340.0 32 | 3860.0 31 | 2890.0 29 | 2120.0 27 | 1360.0 29 | 998.0 30 | 712.0 33 | 609.0 33 | 442.0 33 | 241.0 33 |
| 1941 | 2450.0 36 | 2030.0 35 | 1360.0 35 | 759.0 37 | 420.0 37 | 235.0 37 | 206.0 37 | 166.0 37 | 151.0 37 | 94.4 37 |
| 1942 | 4810.0 31 | 4320.0 30 | 2890.0 30 | 1900.0 30 | 1220.0 32 | 1100.0 26 | 977.0 26 | 773.0 27 | 654.0 24 | 401.0 25 |
| 1943 | 16100.0 1 | 13600.0 1 | 8720.0 2 | 6190.0 2 | 3380.0 3 | 1840.0 13 | 1500.0 14 | 1230.0 14 | 1020.0 12 | 629.0 14 |
| 1944 | 9160.0 10 | 8390.0 9 | 5660.0 10 | 3350.0 13 | 2060.0 18 | 1500.0 19 | 1210.0 21 | 941.0 23 | 630.0 26 | 335.0 30 |
| 1945 | 5060.0 27 | 4900.0 26 | 3530.0 26 | 1970.0 29 | 1560.0 25 | 1170.0 24 | 1010.0 24 | 946.0 22 | 691.0 23 | 369.0 28 |
| 1946 | 3690.0 33 | 3560.0 32 | 2570.0 32 | 1640.0 33 | 1140.0 33 | 736.0 33 | 780.0 32 | 646.0 32 | 645.0 25 | 403.0 24 |
| 1947 | 6690.0 21 | 5740.0 21 | 4490.0 17 | 2970.0 17 | 1940.0 20 | 1760.0 16 | 1430.0 16 | 1120.0 19 | 911.0 18 | 492.0 19 |
| 1948 | 6170.0 23 | 5140.0 23 | 4120.0 22 | 2920.0 20 | 2790.0 9 | 1890.0 11 | 1540.0 12 | 1210.0 16 | 946.0 17 | 517.0 18 |
| 1949 | 6950.0 19 | 5770.0 20 | 3920.0 23 | 3550.0 11 | 2640.0 13 | 2050.0 8 | 1610.0 10 | 1340.0 10 | 1020.0 13 | 594.0 16 |
| 1950 | 10700.0 4 | 9330.0 4 | 6920.0 5 | 6230.0 1 | 4590.0 1 | 3460.0 1 | 2690.0 1 | 2360.0 1 | 1680.0 2 | 971.0 2 |
| 1951 | 6820.0 20 | 6470.0 18 | 4610.0 16 | 2950.0 18 | 1970.0 19 | 1470.0 20 | 1350.0 19 | 1320.0 11 | 1210.0 7 | 698.0 7 |
| 1952 | 7550.0 16 | 6820.0 17 | 4180.0 21 | 2810.0 22 | 2180.0 16 | 1730.0 17 | 1670.0 7 | 1500.0 6 | 1200.0 8 | 646.0 13 |
| 1953 | 5020.0 28 | 4660.0 28 | 2770.0 31 | 2110.0 28 | 1550.0 26 | 1030.0 29 | 859.0 29 | 719.0 30 | 617.0 29 | 367.0 29 |
| 1954 | 2340.0 37 | 1730.0 37 | 1110.0 37 | 879.0 36 | 583.0 36 | 443.0 35 | 371.0 35 | 358.0 35 | 275.0 35 | 157.0 35 |
| 1955 | 5020.0 29 | 4510.0 29 | 2920.0 28 | 2210.0 26 | 1330.0 31 | 952.0 31 | 989.0 25 | 855.0 25 | 613.0 30 | 387.0 27 |
| 1956 | 4880.0 30 | 3510.0 33 | 2110.0 33 | 1730.0 32 | 1490.0 28 | 1090.0 27 | 809.0 31 | 721.0 29 | 625.0 27 | 440.0 21 |
| 1957 | 8080.0 15 | 7690.0 13 | 6700.0 6 | 4260.0 6 | 3310.0 5 | 2000.0 9 | 1760.0 3 | 1610.0 4 | 1270.0 5 | 681.0 9 |
| 1958 | 12100.0 3 | 11100.0 2 | 8940.0 1 | 5400.0 5 | 2990.0 8 | 1950.0 10 | 1400.0 17 | 1150.0 18 | 881.0 19 | 681.0 10 |
| 1959 | 12900.0 2 | 8840.0 6 | 5940.0 7 | 3310.0 14 | 3170.0 7 | 2090.0 7 | 1680.0 6 | 1650.0 3 | 1240.0 6 | 676.0 11 |
| 1960 | 5100.0 26 | 4700.0 27 | 3160.0 27 | 1820.0 31 | 1350.0 30 | 940.0 32 | 837.0 30 | 797.0 26 | 619.0 28 | 399.0 26 |
| 1961 | 7240.0 17 | 7050.0 16 | 5700.0 9 | 4180.0 7 | 2710.0 11 | 2120.0 5 | 1660.0 8 | 1320.0 12 | 989.0 15 | 526.0 17 |

STATISTICS ON NORMAL MONTHLY MEANS(ALL DAYS)

| OCT | NOV | DEC | JAN | FEB | MARCH | APRIL | MAY | JUNE | JULY | AUG | SEPT |
|---|---|---|---|---|---|---|---|---|---|---|---|
| BY ROWS(MEAN,VARIANCE,STANDARD DEVIATION, SKEWNESS, COEFF. OF VARIATION,PERCENTAGE OF AVERAGE FLOW) | | | | | | | | | | | |
| 0.2085E+03 | 0.2690E+03 | 0.5219E+03 | 0.7623E+03 | 0.7899E+03 | 0.9389E+03 | 0.9376E+03 | 0.5885E+03 | 0.3964E+03 | 0.2561E+03 | 0.1663E+03 | 0.2022E+03 |
| 0.8036E+05 | 0.5885E+05 | 0.2622E+06 | 0.8163E+06 | 0.3455E+06 | 0.2843E+06 | 0.6179E+06 | 0.5078E+06 | 0.2431E+06 | 0.7833E+05 | 0.4767E+05 | 0.1641E+06 |
| 0.2835E+03 | 0.3144E+03 | 0.6018E+03 | 0.9035E+03 | 0.5878E+03 | 0.5332E+03 | 0.7860E+03 | 0.7126E+03 | 0.4930E+03 | 0.2799E+03 | 0.2183E+03 | 0.4050E+03 |
| 0.2385E+01 | 0.1823E+01 | 0.1325E+01 | 0.2152E+01 | 0.7109E+00 | 0.3049E+00 | 0.9881E+00 | 0.2330E+01 | 0.3338E+01 | 0.2580E+01 | 0.2251E+01 | 0.4954E+01 |
| 0.1360E+01 | 0.1169E+01 | 0.1153E+01 | 0.1185E+01 | 0.7442E+00 | 0.5678E+00 | 0.8384E+00 | 0.1211E+01 | 0.1244E+01 | 0.1093E+01 | 0.1313E+01 | 0.2004E+01 |
| 0.3453E+01 | 0.4456E+01 | 0.8645E+01 | 0.1263E+02 | 0.1308E+02 | 0.1555E+02 | 0.1553E+02 | 0.9746E+01 | 0.6565E+01 | 0.4242E+01 | 0.2755E+01 | 0.3348E+01 |

STATISTICS ON NORMAL ANNUAL MEANS(ALL DAYS)

| MEAN | VARIANCE | STANDARD DEVIATION | SKEWNESS | COEFF. OF VARIATION | SERIAL CORR |
|---|---|---|---|---|---|
| 0.5016E+03 | 0.4668E+05 | 0.2161E+03 | 0.3333E+00 | 0.4307E+00 | 0.3785E+00 |

STATISTICS ON LOG MONTHLY MEANS(ALL DAYS)

| CCT | NOV | DEC | JAN | FEB | MARCH | APRIL | MAY | JUNE | JULY | AUG | SEPT |
|---|---|---|---|---|---|---|---|---|---|---|---|
| BY ROWS(MEAN,VARIANCE,STANDARD DEVIATION, SKEWNESS, COEFF. OF VARIATION,PERCENTAGE OF AVERAGE FLOW) | | | | | | | | | | | |
| 0.1984E+01 | 0.2137E+01 | 0.2369E+01 | 0.2576E+01 | 0.2731E+01 | 0.2877E+01 | 0.2780E+01 | 0.2514E+01 | 0.2380E+01 | 0.2212E+01 | 0.1935E+01 | 0.1916E+01 |
| 0.2956E+00 | 0.2807E+00 | 0.3699E+00 | 0.3341E+00 | 0.1950E+00 | 0.1116E+00 | 0.2223E+00 | 0.2492E+00 | 0.1905E+00 | 0.1834E+00 | 0.2426E+00 | 0.3041E+00 |
| 0.5473E+00 | 0.5298E+00 | 0.6082E+00 | 0.5780E+00 | 0.4416E+00 | 0.3341E+00 | 0.4715E+00 | 0.4992E+00 | 0.4365E+00 | 0.4282E+00 | 0.4925E+00 | 0.5514E+00 |
| 0.3837E+00 | 0.1526E+00 | -0.4772E-01 | -0.3625E+00 | -0.8035E+00 | -0.1362E+01 | -0.8640E+00 | -0.2237E+00 | 0.1076E+00 | -0.1354E+00 | 0.4340E+00 | 0.5609E+00 |
| 0.2759E+00 | 0.2479E+00 | 0.2568E+00 | 0.2244E+00 | 0.1617E+00 | 0.1161E+00 | 0.1696E+00 | 0.1986E+00 | 0.1834E+00 | 0.1936E+00 | 0.2545E+00 | 0.2877E+00 |
| 0.6983E+01 | 0.7523E+01 | 0.8337E+01 | 0.9067E+01 | 0.5613E+01 | 0.1013E+02 | 0.9785E+01 | 0.8847E+01 | 0.8377E+01 | 0.7787E+01 | 0.6811E+01 | 0.6745E+01 |

STATISTICS ON LOG ANNUAL MEANS(ALL DAYS)

| MEAN | VARIANCE | STANDARD DEVIATION | SKEWNESS | COEFF. OF VARIATION | SERIAL CORR |
|---|---|---|---|---|---|
| 0.2651E+01 | 0.5132E-01 | 0.2265E+00 | -0.1075E+01 | 0.8544E-01 | 0.2598E+00 |

**ANNUAL PEAKS**

| | | | |
|---|---|---|---|
| 1924 | 9320 | 1949 | 7780 |
| 1925 | 10900 | 1950 | 11100 |
| 1926 | 9160 | 1951 | 6950 |
| 1927 | 11600 | 1952 | 6960 |
| 1928 | 6730 | 1953 | 5390 |
| 1929 | 6850 | 1954 | 2820 |
| 1930 | 12700 | 1955 | 6400 |
| 1931 | 3250 | 1956 | 6260 |
| 1932 | 6130 | 1957 | 8500 |
| 1933 | 9700 | 1958 | 12600 |
| 1934 | 3350 | 1959 | 15600 |
| 1935 | 6040 | 1960 | 5250 |
| 1936 | 11700 | 1961 | 7520 |
| 1937 | 9020 | 1962 | 7360 |
| 1938 | 10100 | 1963 | 6760 |
| 1939 | 10900 | 1964 | 9010 |
| 1940 | 5520 | 1965 | 4680 |
| 1941 | 2730 | 1966 | 3040 |
| 1942 | 4930 | 1967 | 7690 |
| 1943 | 16500 | 1968 | 6630 |
| 1944 | 11300 | 1969 | 6240 |
| 1945 | 5420 | 1970 | 5810 |
| 1946 | 4240 | 1971 | 4910 |
| 1947 | 9700 | 1972 | 4560 |
| 1948 | 6690 | 1973 | 4750 |

**ANALYSIS AFTER REGULATION**

DURATION TABLE OF DAILY DISCHARGE FOR YEAR ENDING SEPTEMBER 30

| CLASS | 0 | 1 | 2 | 3 | 4 | 5 | 6 | 7 | 8 | 9 | 10 | 11 | 12 | 13 | 14 | 15 | 16 | 17 | 18 | 19 | 20 | 21 | 22 | 23 | 24 | 25 | 26 | 27 | 28 | 29 | 30 | 31 | 32 | 33 | 34 | CFS_DAYS |
|---|---|---|---|---|---|---|---|---|---|---|---|---|---|---|---|---|---|---|---|---|---|---|---|---|---|---|---|---|---|---|---|---|---|---|---|---|
| YEAR | NUMBER OF DAYS IN CLASS | | | | | | | | | | | | | | | | | | | | | | | | | | | | | | | | | | | |
| 1968 | | | | | | | | | 3 | 2 | 4 | 33 | 33 | 14 | 19 | 21 | 8 | 32 | 32 | 28 | 8 | 8 | 13 | 28 | 32 | 10 | 13 | 6 | 5 | 5 | 3 | 6 | | | | 186118.8 |
| 1969 | | 1 | 1 | | | | | | | 14 | 21 | 4 | 38 | 8 | 1 | 16 | 21 | 21 | 37 | 24 | 16 | 22 | 14 | 32 | 29 | 9 | 13 | 8 | 2 | 8 | 3 | 2 | | | | 169361.5 |
| 1970 | | | | 1 | | | | | | | | 3 | 22 | 30 | 5 | 27 | 13 | 29 | 27 | 23 | 18 | 18 | 40 | 27 | 14 | 20 | 16 | 11 | 10 | 10 | 1 | | | | | 193689.2 |
| 1971 | | | | | | | | | | | | 84 | 23 | 32 | 9 | 7 | 15 | 14 | 14 | 12 | 21 | 26 | 47 | 20 | 11 | 10 | 3 | 5 | 7 | 3 | 2 | | | | | 120513.0 |
| 1972 | | | | | | | | | | | | 16 | 11 | 14 | 6 | 12 | 25 | 29 | 28 | 17 | 13 | 22 | 62 | 15 | 24 | 8 | 18 | 15 | 21 | 8 | 2 | | | | | 220964.0 |
| 1973 | | | | | | | | | | | | | 6 | 16 | 11 | 8 | 6 | 38 | 20 | 25 | 30 | 33 | 28 | 23 | 11 | 16 | 15 | 27 | 13 | 32 | 7 | | | | | 321383.0 |

| CLASS | CFS | TOTAL | ACCUM | PERCT | CLASS | CFS | TOTAL | ACCUM | PERCT | CLASS | CFS | TOTAL | ACCUM | PERCT | CLASS | CFS | TOTAL | ACCUM | PERCT |
|---|---|---|---|---|---|---|---|---|---|---|---|---|---|---|---|---|---|---|---|
| 0 | 0.00 | 1 | 2192 | 100.0 | 9 | 7.60 | 16 | 2186 | 99.7 | 18 | 110.0 | 158 | 1365 | 62.3 | 27 | 1600 | 72 | 222 | 10.1 |
| 1 | 0.70 | 1 | 2191 | 100.0 | 10 | 10.00 | 25 | 2170 | 99.0 | 19 | 150.0 | 129 | 1207 | 55.1 | 28 | 2200 | 58 | 150 | 6.8 |
| 2 | 0.90 | 1 | 2190 | 99.9 | 11 | 14.00 | 140 | 2145 | 97.9 | 20 | 200.0 | 106 | 1078 | 49.2 | 29 | 2900 | 66 | 92 | 4.1 |
| 3 | 1.30 | 0 | 2189 | 99.9 | 12 | 19.00 | 133 | 2005 | 91.5 | 21 | 270.0 | 129 | 972 | 44.3 | 30 | 3900 | 18 | 26 | 1.1 |
| 4 | 1.70 | 0 | 2189 | 99.9 | 13 | 25.00 | 114 | 1872 | 85.4 | 22 | 360.0 | 204 | 843 | 38.5 | 31 | 5300 | 8 | 8 | .3 |
| 5 | 2.30 | 0 | 2189 | 99.9 | 14 | 34.00 | 51 | 1758 | 80.2 | 23 | 490.0 | 145 | 639 | 29.2 | 32 | 7200 | | | |
| 6 | 3.10 | 0 | 2189 | 99.9 | 15 | 45.00 | 91 | 1707 | 77.9 | 24 | 660.0 | 121 | 494 | 22.5 | 33 | 9700 | | | |
| 7 | 4.20 | 0 | 2189 | 99.9 | 16 | 61.00 | 88 | 1616 | 73.7 | 25 | 890.0 | 73 | 373 | 17.0 | 34 | 13000 | | | |
| 8 | 5.60 | 3 | 2189 | 99.9 | 17 | 82.00 | 163 | 1528 | 69.7 | 26 | 1200.0 | 78 | 300 | 13.7 | | | | | |

LOWEST MEAN DISCHARGE, IN CFS, AND RANKING, FOR THE FOLLOWING NUMBER OF CONSECUTIVE DAYS IN YEAR ENDING MARCH 31

| YEAR | 1 | | 3 | | 7 | | 14 | | 30 | | 60 | | 90 | | 120 | | 183 | | ANNUAL | |
|---|---|---|---|---|---|---|---|---|---|---|---|---|---|---|---|---|---|---|---|---|
| 1968 | 4.40 | 3 | 4.83 | 1 | 6.06 | 1 | 7.73 | 1 | 9.57 | 1 | 18.00 | 2 | 38.30 | 2 | 38.50 | 1 | 189.00 | 2 | 517.00 | 5 |
| 1969 | 0.66 | 1 | 8.60 | 2 | 8.86 | 2 | 14.10 | 3 | 17.60 | 3 | 65.60 | 4 | 202.00 | 4 | 176.00 | 3 | 233.00 | 3 | 444.00 | 2 |
| 1970 | 0.85 | 2 | 9.80 | 3 | 10.30 | 3 | 10.70 | 2 | 17.60 | 4 | 33.50 | 3 | 204.00 | 5 | 219.00 | 4 | 273.00 | 5 | 465.00 | 3 |
| 1971 | 16.00 | 6 | 22.00 | 6 | 23.00 | 6 | 25.40 | 6 | 35.60 | 5 | 128.00 | 5 | 225.00 | 6 | 229.00 | 5 | 257.00 | 4 | 480.00 | 4 |
| 1972 | 14.00 | 4 | 14.00 | 4 | 14.30 | 4 | 14.70 | 4 | 16.00 | 2 | 16.60 | 1 | 17.70 | 1 | 50.00 | 2 | 104.00 | 1 | 355.00 | 1 |
| 1973 | 15.00 | 5 | 15.70 | 5 | 17.40 | 5 | 19.70 | 5 | 49.00 | 6 | 152.00 | 6 | 191.00 | 3 | 265.00 | 6 | 533.00 | 6 | 828.00 | 6 |

HIGHEST MEAN DISCHARGE, IN CFS, AND RANKING, FOR THE FOLLOWING NUMBER OF CONSECUTIVE DAYS IN YEAR ENDING SEPTEMBER 30

| YEAR | 1 | | 3 | | 7 | | 15 | | 30 | | 60 | | 90 | | 120 | | 183 | | ANNUAL | |
|---|---|---|---|---|---|---|---|---|---|---|---|---|---|---|---|---|---|---|---|---|
| 1968 | 6330.0 | 1 | 6110.0 | 1 | 5390.0 | 1 | 3090.0 | 1 | 1910.0 | 4 | 1410.0 | 2 | 1260.0 | 2 | 1090.0 | 2 | 784.0 | 3 | 509.0 | 4 |
| 1969 | 6040.0 | 2 | 5550.0 | 2 | 4530.0 | 2 | 2960.0 | 3 | 1970.0 | 3 | 1320.0 | 3 | 961.0 | 4 | 813.0 | 4 | 653.0 | 5 | 464.0 | 5 |
| 1970 | 3900.0 | 6 | 3610.0 | 6 | 2750.0 | 6 | 2250.0 | 6 | 1300.0 | 6 | 1080.0 | 5 | 815.0 | 5 | 749.0 | 5 | 704.0 | 4 | 531.0 | 3 |
| 1971 | 4640.0 | 4 | 4180.0 | 4 | 3350.0 | 4 | 2380.0 | 5 | 1670.0 | 5 | 1070.0 | 6 | 760.0 | 6 | 648.0 | 6 | 554.0 | 6 | 330.0 | 6 |
| 1972 | 4270.0 | 5 | 3810.0 | 5 | 3000.0 | 5 | 2820.0 | 4 | 2110.0 | 2 | 1200.0 | 4 | 991.0 | 3 | 815.0 | 3 | 830.0 | 2 | 604.0 | 2 |
| 1973 | 4670.0 | 3 | 4210.0 | 3 | 3830.0 | 3 | 2990.0 | 2 | 2360.0 | 1 | 1940.0 | 1 | 1560.0 | 1 | 1460.0 | 1 | 1190.0 | 1 | 881.0 | 1 |

STATISTICS ON NORMAL MONTHLY MEANS(ALL DAYS)

| OCT | NOV | DEC | JAN | FEB | MARCH | APRIL | MAY | JUNE | JULY | AUG | SEPT |
|---|---|---|---|---|---|---|---|---|---|---|---|
| BY ROWS(MEAN,VARIANCE,STANDARD DEVIATION, SKEWNESS, COEFF. OF VARIATION,PERCENTAGE OF AVERAGE FLOW) | | | | | | | | | | | |
| 0.6644E+03 | 0.5039E+03 | 0.1072E+04 | 0.5340E+03 | 0.9863E+03 | 0.5699E+03 | 0.5218E+03 | 0.6093E+03 | 0.3453E+03 | 0.1896E+03 | 0.2562E+03 | 0.4065E+03 |
| 0.1539E+06 | 0.1246E+06 | 0.7414E+06 | 0.1978E+06 | 0.3995E+06 | 0.1508E+06 | 0.6942E+06 | 0.5707E+06 | 0.7491E+05 | 0.1053E+05 | 0.6493E+05 | 0.5444E+05 |
| 0.3923E+03 | 0.3530E+03 | 0.8610E+03 | 0.4447E+03 | 0.6320E+03 | 0.3883E+03 | 0.8332E+03 | 0.7555E+03 | 0.2737E+03 | 0.1026E+03 | 0.2548E+03 | 0.2333E+03 |
| 0.1437E+01 | 0.6195E+00 | 0.5562E+00 | 0.6014E+00 | -0.7491E-02 | 0.7161E+00 | 0.2312E+01 | 0.1426E+01 | 0.8179E+00 | 0.7505E+00 | 0.3592E+00 | 0.1519E+01 |
| 0.5904E+00 | 0.7006E+00 | 0.8034E+00 | 0.8329E+00 | 0.6408E+00 | 0.6814E+00 | 0.1597E+01 | 0.1240E+01 | 0.7927E+00 | 0.5410E+00 | 0.9944E+00 | 0.5739E+00 |
| 0.9978E+01 | 0.7567E+01 | 0.1609E+02 | 0.8019E+01 | 0.1481E+02 | 0.8558E+01 | 0.7836E+01 | 0.9150E+01 | 0.5185E+01 | 0.2848E+01 | 0.3848E+01 | 0.6105E+01 |

STATISTICS ON NORMAL ANNUAL MEANS(ALL DAYS)

| MEAN | VARIANCE | STANDARD DEVIATION | SKEWNESS | COEFF. OF VARIATION | SERIAL CORR |
|---|---|---|---|---|---|
| 0.5529E+03 | 0.3398E+05 | 0.1843E+03 | 0.1122E+01 | 0.3334E+00 | 0.2305E+00 |

STATISTICS ON LOG MONTHLY MEANS(ALL DAYS)

| OCT | NOV | DEC | JAN | FEB | MARCH | APRIL | MAY | JUNE | JULY | AUG | SEPT |
|---|---|---|---|---|---|---|---|---|---|---|---|
| BY ROWS(MEAN,VARIANCE,STANDARD DEVIATION, SKEWNESS, COEFF. OF VARIATION,PERCENTAGE OF AVERAGE FLOW) | | | | | | | | | | | |
| 0.2767E+01 | 0.2593E+01 | 0.2882E+01 | 0.2570E+01 | 0.2873E+01 | 0.2643E+01 | 0.2283E+01 | 0.2387E+01 | 0.2345E+01 | 0.2226E+01 | 0.2085E+01 | 0.2557E+01 |
| 0.5456E-01 | 0.1309E+00 | 0.1747E+00 | 0.1804E+00 | 0.1715E+00 | 0.1480E+00 | 0.5151E+00 | 0.5585E+00 | 0.3048E+00 | 0.5434E-01 | 0.4357E+00 | 0.5209E-01 |
| 0.2336E+00 | 0.3618E+00 | 0.4180E+00 | 0.4247E+00 | 0.4141E+00 | 0.3847E+00 | 0.7177E+00 | 0.7474E+00 | 0.5521E+00 | 0.2331E+00 | 0.6601E+00 | 0.2282E+00 |
| 0.6856E+00 | -0.5178E+00 | -0.1860E+00 | 0.2008E-01 | -0.1331E+01 | -0.1062E+01 | -0.8913E-01 | -0.4529E+00 | -0.1477E+01 | 0.2704E+00 | -0.1292E+00 | 0.5907E+00 |
| 0.8441E-01 | 0.1395E+00 | 0.1450E+00 | 0.1652E+00 | 0.1442E+00 | 0.1456E+00 | 0.3144E+00 | 0.3131E+00 | 0.2354E+00 | 0.1047E+00 | 0.3166E+00 | 0.8927E-01 |
| 0.9160E+01 | 0.8583E+01 | 0.9539E+01 | 0.8509E+01 | 0.9509E+01 | 0.8748E+01 | 0.7557E+01 | 0.7901E+01 | 0.7763E+01 | 0.7367E+01 | 0.6902E+01 | 0.8463E+01 |

STATISTICS ON LOG ANNUAL MEANS(ALL DAYS)

| MEAN | VARIANCE | STANDARD DEVIATION | SKEWNESS | COEFF. OF VARIATION | SERIAL CORR |
|---|---|---|---|---|---|
| 0.2724E+01 | 0.1954E-01 | 0.1398E+00 | 0.2411E+00 | 0.5132E-01 | 0.3861E-01 |

## 03325000 Wabash River at Wabash, Ind.

LOCATION.--Lat 40°47'25", long 85°49'13", in SE¼NW¼ sec.14, T.27 N., R.6 E., Wabash County, on right bank on upstream side of Wabash Street bridge in Wabash, 7 miles (11 km) downstream from Salamonie River, and at mile 387.2 (623.0 km).

DRAINAGE AREA.--1,768 mi² (4,579 km²).

REMARKS.--Flow partially regulated by Huntington Lake (See sta 03323450) and Salamonie Lake (See sta 03324450).

DURATION TABLE OF DAILY DISCHARGE FOR YEAR ENDING SEPTEMBER 30

| CLASS | 0 | 1 | 2 | 3 | 4 | 5 | 6 | 7 | 8 | 9 | 10 | 11 | 12 | 13 | 14 | 15 | 16 | 17 | 18 | 19 | 20 | 21 | 22 | 23 | 24 | 25 | 26 | 27 | 28 | 29 | 30 | 31 | 32 | 33 | 34 | |
|---|---|---|---|---|---|---|---|---|---|---|---|---|---|---|---|---|---|---|---|---|---|---|---|---|---|---|---|---|---|---|---|---|---|---|---|---|
| YEAR | NUMBER OF DAYS IN CLASS | | | | | | | | | | | | | | | | | | | | | | | | | | | | | | | | | | | CFS_DAYS |
| 1924 | | | | | | | | | 1 | 19 | 14 | 12 | 11 | 13 | 13 | 18 | 14 | 13 | 23 | 29 | 34 | 23 | 16 | 18 | 22 | 19 | 12 | 17 | 15 | 6 | 3 | | 1 | | | 879034.0 |
| 1925 | | | | | | 5 | 6 | 10 | 28 | 25 | 20 | 10 | 16 | 40 | 18 | 21 | 35 | 25 | 19 | 14 | 22 | 7 | 4 | 4 | 14 | 3 | 6 | 3 | 1 | 2 | 3 | 1 | 3 | | | 431301.0 |
| 1926 | | | | | | | | | 4 | 6 | 5 | 7 | 10 | 18 | 13 | 25 | 41 | 35 | 32 | 37 | 15 | 18 | 18 | 8 | 14 | 7 | 19 | 9 | 14 | 6 | 1 | 2 | 1 | | | 766303.0 |
| 1927 | | | | | | | | 1 | 20 | 10 | 15 | 7 | 8 | 6 | 6 | 8 | 21 | 38 | 23 | 40 | 31 | 25 | 17 | 12 | 9 | 16 | 9 | 16 | 11 | 5 | 7 | 4 | | | | 868923.0 |
| 1928 | | | | | | | | | 15 | 8 | 14 | 25 | 18 | 24 | 12 | 20 | 16 | 21 | 31 | 22 | 26 | 27 | 14 | 17 | 10 | 16 | 11 | 5 | 6 | 4 | 2 | 2 | | | | 612099.0 |
| 1929 | | | | | | | | | 17 | 21 | 21 | 9 | 44 | 16 | 13 | 14 | 33 | 14 | 14 | 17 | 17 | 16 | 14 | 17 | 16 | 20 | 8 | 10 | 5 | 6 | 3 | | | | | 617132.0 |
| 1930 | | | | | | | | 4 | 25 | 47 | 20 | 13 | 15 | 18 | 13 | 13 | 16 | 17 | 13 | 31 | 23 | 16 | 19 | 14 | 9 | 2 | 11 | 6 | 6 | 3 | 5 | 3 | 1 | 2 | | 671254.0 |
| 1931 | | | | | | | 2 | 5 | 46 | 59 | 57 | 42 | 43 | 21 | 16 | 22 | 8 | 10 | 9 | 9 | 5 | 5 | 1 | 2 | 1 | 1 | 1 | | | | | | | | | 100893.0 |
| 1932 | | | | | | 2 | 14 | 17 | 14 | 19 | 28 | 15 | 23 | 17 | 23 | 19 | 22 | 23 | 20 | 26 | 15 | 18 | 12 | 7 | 11 | 7 | 7 | 3 | 1 | 1 | 2 | | | | | 356740.0 |
| 1933 | | | | | | | | 2 | 21 | 19 | 16 | 20 | 15 | 16 | 10 | 22 | 39 | 24 | 18 | 19 | 17 | 11 | 15 | 11 | 10 | 11 | 12 | 10 | 11 | 7 | 6 | 3 | | | | 749851.0 |
| 1934 | | | | | 5 | 5 | 5 | 10 | 12 | 19 | 16 | 20 | 36 | 22 | 35 | 27 | 36 | 33 | 13 | 18 | 12 | 6 | 7 | 6 | 8 | 3 | 4 | 6 | 1 | | | | | | | 208173.0 |
| 1936 | | | | | | 7 | 6 | 10 | 25 | 44 | 23 | 25 | 39 | 29 | 30 | 21 | 18 | 15 | 11 | 9 | 16 | 10 | 4 | 3 | 2 | 6 | 1 | 4 | 1 | 2 | | 1 | 2 | 2 | | 288008.0 |
| 1937 | | | | | | | | | 1 | | 7 | 26 | 18 | 20 | 13 | 17 | 19 | 17 | 21 | 32 | 29 | 27 | 20 | 19 | 20 | 13 | 16 | 12 | 12 | 1 | 2 | 1 | 2 | | | 792081.0 |
| 1938 | | | | | | | | | | 6 | 30 | 31 | 12 | 18 | 27 | 26 | 14 | 23 | 31 | 20 | 22 | 21 | 13 | 12 | 14 | 8 | 12 | 7 | 5 | 4 | 6 | 2 | 1 | | | 670805.0 |
| 1939 | | | | | | | 2 | 13 | 10 | 8 | 53 | 32 | 19 | 22 | 18 | 21 | 17 | 23 | 21 | 18 | 19 | 4 | 12 | 5 | 9 | 7 | 4 | 7 | 9 | 2 | 4 | 2 | 3 | 1 | | 481739.0 |
| 1940 | | | | | | | | 3 | 32 | 38 | 40 | 35 | 20 | 26 | 9 | 10 | 18 | 17 | 18 | 24 | 19 | 14 | 9 | 8 | 3 | 7 | 4 | 3 | 5 | 2 | 1 | 1 | | | | 277255.0 |
| 1941 | | | | | 12 | 9 | 24 | 24 | 10 | 34 | 32 | 40 | 41 | 42 | 18 | 20 | 20 | 10 | 4 | 5 | 3 | 6 | 4 | 1 | 1 | 2 | 1 | 2 | | | | | | | | 116963.0 |
| 1942 | | | | | 2 | | | 1 | 11 | 9 | 10 | 38 | 32 | 38 | 30 | 32 | 21 | 18 | 30 | 21 | 11 | 5 | 5 | 8 | 8 | 7 | 7 | 11 | 6 | 4 | | | | | | 436422.0 |
| 1943 | | | | | | | | | | 5 | 20 | 11 | 11 | 25 | 14 | 25 | 39 | 34 | 32 | 30 | 14 | 16 | 12 | 25 | 10 | 11 | 3 | 7 | 8 | 4 | 1 | 3 | 2 | 2 | 1 | 763115.0 |
| 1944 | | | | | | 6 | 17 | 22 | 19 | 11 | 28 | 57 | 61 | 19 | 6 | 7 | 5 | 3 | 8 | 14 | 17 | 8 | 11 | 11 | 9 | 6 | 5 | 6 | 3 | 3 | | 3 | 1 | | | 421951.0 |
| 1945 | | | | | | | 13 | 12 | 20 | 61 | 35 | 21 | 17 | 18 | 11 | 13 | 11 | 12 | 22 | 18 | 12 | 8 | 10 | 7 | 10 | 8 | 7 | 10 | 4 | 5 | | | | | | 426758.0 |
| 1946 | | | | | | 2 | 11 | 18 | 10 | 10 | 9 | 14 | 12 | 41 | 17 | 36 | 36 | 14 | 27 | 19 | 8 | 9 | 13 | 10 | 11 | 13 | 11 | 8 | 5 | 1 | | | | | | 445739.0 |
| 1947 | | | | | | | 14 | 3 | 1 | 11 | 36 | 32 | 27 | 37 | 17 | 20 | 16 | 9 | 19 | 11 | 18 | 16 | 11 | 17 | 10 | 13 | 8 | 5 | 6 | 5 | 2 | 1 | | | | 522160.0 |
| 1948 | | | | | | 6 | 8 | 10 | 1 | 6 | 29 | 16 | 16 | 67 | 27 | 17 | 21 | 12 | 21 | 12 | 13 | 12 | 3 | 10 | 10 | 11 | 9 | 13 | 8 | 6 | 1 | 1 | | | | 557806.0 |
| 1949 | | | | | | | | | 3 | 14 | 15 | 14 | 29 | 23 | 18 | 24 | 21 | 15 | 15 | 40 | 20 | 19 | 13 | 20 | 10 | 14 | 11 | 12 | 5 | 4 | 5 | 1 | | | | 672033.0 |
| 1950 | | | | | | | | | | 3 | 19 | 35 | 32 | 23 | 20 | 28 | 18 | 8 | 14 | 17 | 25 | 12 | 19 | 14 | 16 | 13 | 13 | 6 | 10 | 8 | 5 | 5 | 2 | | | 1092666.0 |
| 1951 | | | | | | | | | 2 | 26 | 11 | 16 | 17 | 18 | 12 | 19 | 37 | 20 | 19 | 23 | 18 | 18 | 11 | 21 | 14 | 13 | 18 | 12 | 5 | 9 | 5 | 1 | | | | 767818.0 |
| 1952 | | | | | | | | | 10 | 24 | 18 | 21 | 26 | 15 | 10 | 19 | 22 | 11 | 15 | 26 | 19 | 20 | 17 | 16 | 12 | 14 | 18 | 8 | 9 | 6 | 8 | 2 | | | | 796481.0 |
| 1953 | | | | | | | 7 | 18 | 12 | 24 | 41 | 23 | 7 | 9 | 11 | 22 | 20 | 26 | 23 | 30 | 17 | 18 | 12 | 10 | 11 | 12 | 6 | 2 | 1 | 2 | 1 | | | | | 379788.0 |
| 1954 | | | | | | | 10 | 18 | 16 | 47 | 82 | 18 | 12 | 24 | 20 | 14 | 26 | 13 | 16 | 4 | 9 | 17 | 5 | 7 | 4 | 2 | 1 | | | | | | | | | 161230.0 |
| 1955 | | | | | | | | 4 | 14 | 14 | 7 | 8 | 23 | 43 | 45 | 30 | 19 | 19 | 21 | 16 | 16 | 15 | 12 | 15 | 8 | 9 | 9 | 9 | 3 | 3 | 1 | 2 | | | | 496349.0 |
| 1956 | | | | | | | | 6 | 9 | 6 | 6 | 11 | 27 | 29 | 28 | 32 | 25 | 23 | 23 | 19 | 11 | 18 | 22 | 14 | 15 | 16 | 13 | 8 | 3 | 1 | 1 | | | | | 527399.0 |
| 1957 | | | | | | | | 20 | 12 | 29 | 19 | 19 | 13 | 15 | 14 | 18 | 21 | 28 | 26 | 19 | 14 | 8 | 11 | 8 | 12 | 15 | 8 | 11 | 10 | 4 | 5 | 2 | 4 | | | 757778.0 |
| 1958 | | | | | | | | | | 7 | 2 | 12 | 28 | 22 | 24 | 29 | 43 | 37 | 35 | 24 | 19 | 13 | 13 | 13 | 11 | 11 | 4 | 3 | 4 | 5 | 2 | 2 | 2 | | | 737665.0 |
| 1959 | | | | | | | | | 1 | 13 | 17 | 31 | 15 | 41 | 33 | 19 | 8 | 6 | 21 | 22 | 17 | 18 | 21 | 22 | 15 | 9 | 8 | 5 | 4 | 6 | 6 | 3 | 3 | 1 | | 784265.0 |
| 1960 | | | | | | | | | 2 | 15 | 13 | 11 | 19 | 27 | 21 | 48 | 41 | 34 | 19 | 28 | 20 | 9 | 13 | 14 | 10 | 4 | 6 | 5 | 3 | 3 | 1 | | | | | 413970.0 |
| 1961 | | | | | | | | | 21 | 55 | 48 | 12 | 13 | 22 | 22 | 16 | 20 | 25 | 14 | 14 | 8 | 12 | 7 | 6 | 9 | 12 | 6 | 5 | 9 | 3 | 4 | 2 | | | | 513645.0 |

| CLASS | CFS | TOTAL | ACCUM | PERCT | CLASS | CFS | TOTAL | ACCUM | PERCT | CLASS | CFS | TOTAL | ACCUM | PERCT | CLASS | CFS | TOTAL | ACCUM | PERCT |
|---|---|---|---|---|---|---|---|---|---|---|---|---|---|---|---|---|---|---|---|
| 0 | 0.00 | 0 | 13515 | 100.0 | 9 | 66.00 | 785 | 12530 | 92.7 | 18 | 650.0 | 743 | 5374 | 39.8 | 27 | 6500 | 270 | 785 | 5.8 |
| 1 | 8.60 | 0 | 13515 | 100.0 | 10 | 85.00 | 845 | 11745 | 86.9 | 19 | 840.0 | 782 | 4631 | 34.3 | 28 | 8400 | 194 | 515 | 3.8 |
| 2 | 11.00 | 0 | 13515 | 100.0 | 11 | 110.00 | 765 | 10900 | 80.7 | 20 | 1100.0 | 596 | 3849 | 28.5 | 29 | 11000 | 133 | 321 | 2.3 |
| 3 | 14.00 | 5 | 13515 | 100.0 | 12 | 140.00 | 797 | 10135 | 75.0 | 21 | 1400.0 | 542 | 3253 | 24.1 | 30 | 14000 | 98 | 188 | 1.3 |
| 4 | 18.00 | 26 | 13510 | 100.0 | 13 | 180.00 | 932 | 9338 | 69.1 | 22 | 1800.0 | 423 | 2711 | 20.1 | 31 | 18000 | 51 | 90 | .6 |
| 5 | 24.00 | 43 | 13484 | 99.8 | 14 | 240.00 | 675 | 8406 | 62.2 | 23 | 2300.0 | 437 | 2288 | 16.9 | 32 | 23000 | 29 | 39 | .2 |
| 6 | 31.00 | 162 | 13441 | 99.5 | 15 | 300.00 | 789 | 7731 | 57.2 | 24 | 3000.0 | 389 | 1851 | 13.7 | 33 | 30000 | 9 | 10 | .0 |
| 7 | 40.00 | 274 | 13279 | 98.3 | 16 | 390.00 | 852 | 6942 | 51.4 | 25 | 3900.0 | 354 | 1462 | 10.8 | 34 | 39000 | 1 | 1 | |
| 8 | 51.00 | 475 | 13005 | 96.2 | 17 | 510.00 | 716 | 6090 | 45.1 | 26 | 5000.0 | 323 | 1108 | 8.2 | | | | | |

LOWEST MEAN DISCHARGE, IN CFS, AND RANKING, FOR THE FOLLOWING NUMBER OF CONSECUTIVE DAYS IN YEAR ENDING MARCH 31

| YEAR | 1 | | 3 | | 7 | | 14 | | 30 | | 60 | | 90 | | 120 | | 183 | | ANNUAL | |
|---|---|---|---|---|---|---|---|---|---|---|---|---|---|---|---|---|---|---|---|---|
| 1925 | 55.00 | 21 | 58.30 | 23 | 61.70 | 21 | 62.00 | 21 | 94.90 | 26 | 151.00 | 23 | 176.00 | 20 | 196.00 | 18 | 531.00 | 26 | 1860.00 | 26 |
| 1926 | 29.00 | 7 | 29.30 | 5 | 30.90 | 5 | 33.90 | 5 | 51.30 | 12 | 89.90 | 16 | 182.00 | 22 | 202.00 | 21 | 258.00 | 12 | 1060.00 | 10 |
| 1927 | 55.00 | 22 | 58.00 | 22 | 64.60 | 24 | 113.00 | 33 | 414.00 | 36 | 492.00 | 36 | 509.00 | 35 | 750.00 | 36 | 2050.00 | 36 | 2600.00 | 34 |
| 1928 | 42.00 | 15 | 51.70 | 17 | 58.30 | 20 | 59.50 | 19 | 69.00 | 16 | 150.00 | 22 | 210.00 | 25 | 230.00 | 23 | 470.00 | 22 | 2080.00 | 29 |
| 1929 | 51.00 | 19 | 53.30 | 19 | 54.40 | 17 | 59.60 | 20 | 60.10 | 13 | 67.20 | 9 | 86.50 | 12 | 105.00 | 10 | 269.00 | 15 | 1240.00 | 13 |
| 1930 | 64.00 | 27 | 70.30 | 28 | 74.70 | 28 | 77.60 | 25 | 88.30 | 23 | 155.00 | 24 | 408.00 | 33 | 733.00 | 35 | 1090.00 | 34 | 2670.00 | 35 |
| 1931 | 43.00 | 16 | 49.70 | 16 | 50.60 | 16 | 57.60 | 16 | 64.10 | 15 | 68.30 | 10 | 74.20 | 6 | 80.50 | 6 | 88.00 | 2 | 298.00 | 1 |
| 1932 | 39.00 | 13 | 39.70 | 13 | 45.40 | 14 | 50.60 | 14 | 69.60 | 18 | 95.30 | 17 | 136.00 | 18 | 160.00 | 15 | 188.00 | 10 | 915.00 | 9 |
| 1933 | 29.00 | 8 | 29.70 | 7 | 32.60 | 8 | 34.40 | 6 | 41.40 | 5 | 165.00 | 27 | 176.00 | 19 | 230.00 | 24 | 289.00 | 18 | 1370.00 | 19 |
| 1934 | 47.00 | 18 | 52.00 | 18 | 56.10 | 18 | 57.60 | 17 | 74.80 | 22 | 112.00 | 19 | 127.00 | 16 | 202.00 | 22 | 524.00 | 25 | 1290.00 | 15 |
| 1936 | 28.00 | 5 | 29.70 | 6 | 31.90 | 6 | 39.90 | 9 | 46.30 | 9 | 53.10 | 7 | 83.40 | 11 | 109.00 | 11 | 140.00 | 7 | 1130.00 | 11 |
| 1937 | 19.00 | 1 | 20.30 | 1 | 22.30 | 2 | 30.40 | 2 | 47.10 | 11 | 70.90 | 12 | 82.30 | 10 | 102.00 | 8 | 289.00 | 19 | 1460.00 | 20 |
| 1938 | 90.00 | 33 | 96.00 | 33 | 98.30 | 32 | 106.00 | 31 | 123.00 | 31 | 248.00 | 32 | 263.00 | 27 | 323.00 | 27 | 715.00 | 31 | 1800.00 | 24 |
| 1939 | 63.00 | 25 | 67.70 | 26 | 68.40 | 26 | 69.70 | 24 | 73.10 | 21 | 81.50 | 15 | 117.00 | 15 | 146.00 | 13 | 258.00 | 13 | 1830.00 | 25 |
| 1940 | 28.00 | 6 | 29.30 | 6 | 32.60 | 7 | 35.60 | 7 | 39.50 | 4 | 49.70 | 5 | 112.00 | 14 | 112.00 | 12 | 166.00 | 9 | 737.00 | 4 |

LOWEST MEAN DISCHARGE, IN CFS, AND RANKING, FOR THE FOLLOWING NUMBER OF CONSECUTIVE DAYS IN YEAR ENDING MARCH 31

| | 1 | 3 | 7 | 14 | 30 | 60 | 90 | 120 | 183 | ANNUAL |
|---|---|---|---|---|---|---|---|---|---|---|
| 1941 | 32.00 10 | 33.70 10 | 38.30 10 | 40.40 11 | 43.80 6 | 50.00 6 | 56.20 1 | 66.60 3 | 136.00 5 | 548.00 3 |
| 1942 | 19.00 2 | 20.70 2 | 21.60 1 | 22.40 1 | 28.90 1 | 34.00 1 | 76.60 7 | 103.00 9 | 139.00 6 | 845.00 8 |
| 1943 | 64.00 26 | 69.00 27 | 82.40 30 | 88.60 29 | 96.70 27 | 162.00 26 | 326.00 30 | 558.00 31 | 681.00 30 | 1340.00 16 |
| 1944 | 80.00 31 | 90.00 32 | 101.00 33 | 107.00 32 | 116.00 29 | 126.00 20 | 133.00 17 | 197.00 19 | 271.00 16 | 1710.00 23 |
| 1945 | 27.00 3 | 28.00 3 | 29.30 4 | 31.20 3 | 35.60 2 | 48.70 4 | 58.30 3 | 60.50 1 | 77.70 1 | 1200.00 12 |
| 1946 | 58.00 24 | 59.70 24 | 64.00 23 | 67.10 23 | 91.40 25 | 292.00 33 | 350.00 32 | 637.00 34 | 586.00 29 | 1570.00 21 |
| 1947 | 30.00 9 | 30.70 9 | 32.90 9 | 36.30 8 | 36.20 3 | 44.10 2 | 59.30 4 | 69.20 4 | 144.00 8 | 815.00 6 |
| 1948 | 80.00 32 | 83.00 31 | 85.60 31 | 90.10 30 | 129.00 32 | 156.00 25 | 177.00 21 | 200.00 20 | 268.00 14 | 1870.00 27 |
| 1949 | 28.00 4 | 28.00 4 | 29.00 3 | 32.40 4 | 46.80 10 | 70.80 11 | 81.30 9 | 169.00 16 | 337.00 20 | 2060.00 28 |
| 1950 | 109.00 36 | 116.00 36 | 125.00 35 | 141.00 36 | 165.00 34 | 223.00 30 | 272.00 28 | 421.00 28 | 543.00 27 | 2740.00 36 |
| 1951 | 102.00 34 | 107.00 34 | 128.00 36 | 136.00 35 | 185.00 35 | 331.00 35 | 576.00 36 | 564.00 32 | 723.00 32 | 2240.00 31 |
| 1952 | 56.00 23 | 57.30 21 | 62.10 22 | 66.30 22 | 70.40 19 | 77.00 14 | 107.00 13 | 152.00 14 | 397.00 21 | 2110.00 30 |
| 1953 | 70.00 29 | 71.30 29 | 74.30 27 | 86.40 27 | 89.70 24 | 107.00 18 | 183.00 23 | 188.00 17 | 287.00 17 | 1350.00 17 |
| 1954 | 38.00 11 | 38.70 12 | 39.60 11 | 40.20 10 | 45.10 7 | 46.80 3 | 57.50 2 | 65.80 2 | 103.00 4 | 467.00 2 |
| 1955 | 38.00 12 | 38.30 11 | 41.00 13 | 47.90 13 | 70.40 20 | 181.00 28 | 190.00 24 | 251.00 25 | 523.00 24 | 1350.00 18 |
| 1956 | 46.00 17 | 46.30 15 | 49.30 15 | 54.00 15 | 69.10 17 | 228.00 31 | 445.00 34 | 476.00 29 | 500.00 23 | 1270.00 14 |
| 1957 | 40.00 14 | 40.00 14 | 40.70 12 | 42.40 12 | 45.50 8 | 56.30 8 | 68.80 5 | 90.70 7 | 195.00 11 | 843.00 7 |
| 1958 | 78.00 30 | 79.70 30 | 80.70 29 | 86.60 28 | 110.00 28 | 294.00 34 | 336.00 31 | 538.00 30 | 1420.00 35 | 2550.00 33 |
| 1959 | 107.00 35 | 108.00 35 | 110.00 34 | 114.00 34 | 158.00 33 | 215.00 29 | 285.00 29 | 573.00 33 | 819.00 33 | 2510.00 32 |
| 1960 | 65.00 28 | 66.70 25 | 67.60 25 | 77.80 26 | 121.00 30 | 138.00 21 | 213.00 26 | 279.00 26 | 584.00 28 | 1630.00 22 |
| 1961 | 53.00 20 | 54.70 20 | 56.90 19 | 58.10 18 | 61.60 14 | 71.50 13 | 77.50 8 | 80.20 5 | 95.10 3 | 800.00 5 |

HIGHEST MEAN DISCHARGE, IN CFS, AND RANKING, FOR THE FOLLOWING NUMBER OF CONSECUTIVE DAYS IN YEAR ENDING SEPTEMBER 30

| YEAR | 1 | 3 | 7 | 15 | 30 | 60 | 90 | 120 | 183 | ANNUAL |
|---|---|---|---|---|---|---|---|---|---|---|
| 1924 | 23700.0 14 | 18900.0 15 | 14200.0 16 | 9010.0 18 | 6050.0 18 | 5080.0 16 | 4370.0 15 | 4650.0 6 | 3750.0 6 | 2400.0 2 |
| 1925 | 28000.0 8 | 22300.0 11 | 14900.0 13 | 8360.0 22 | 5750.0 21 | 4010.0 21 | 3470.0 23 | 3060.0 22 | 2140.0 25 | 1180.0 26 |
| 1926 | 24900.0 12 | 21600.0 12 | 14100.0 17 | 9460.0 15 | 6420.0 16 | 4460.0 20 | 3660.0 21 | 2910.0 23 | 2600.0 18 | 2100.0 7 |
| 1927 | 22600.0 15 | 21300.0 13 | 14400.0 14 | 8790.0 20 | 6740.0 15 | 5250.0 14 | 5120.0 6 | 4950.0 5 | 3810.0 5 | 2380.0 3 |
| 1928 | 21600.0 18 | 17700.0 19 | 12200.0 22 | 8060.0 24 | 5820.0 19 | 3860.0 24 | 3680.0 20 | 3150.0 21 | 2510.0 20 | 1670.0 17 |
| 1929 | 15300.0 27 | 13200.0 27 | 10600.0 26 | 6730.0 26 | 4300.0 29 | 3940.0 23 | 3640.0 22 | 3460.0 17 | 3060.0 13 | 1690.0 16 |
| 1930 | 31100.0 5 | 28800.0 5 | 21600.0 5 | 16400.0 3 | 10700.0 4 | 6880.0 2 | 5450.0 4 | 4510.0 7 | 3480.0 9 | 1840.0 13 |
| 1931 | 5980.0 37 | 4670.0 36 | 2680.0 37 | 2080.0 37 | 1560.0 37 | 975.0 36 | 721.0 37 | 597.0 37 | 453.0 37 | 276.0 37 |
| 1932 | 14800.0 29 | 13400.0 25 | 9770.0 27 | 7120.0 25 | 4720.0 28 | 3270.0 29 | 2590.0 30 | 2130.0 31 | 1700.0 31 | 975.0 31 |
| 1933 | 22200.0 16 | 17800.0 18 | 15300.0 12 | 10200.0 12 | 6250.0 17 | 5950.0 8 | 4620.0 10 | 3780.0 13 | 3610.0 7 | 2050.0 11 |
| 1934 | 7970.0 34 | 6060.0 35 | 5160.0 34 | 3570.0 34 | 2610.0 34 | 1770.0 34 | 1310.0 34 | 1140.0 34 | 840.0 34 | 570.0 34 |
| 1936 | 29000.0 6 | 25700.0 7 | 18100.0 7 | 9640.0 14 | 5740.0 22 | 3580.0 27 | 2770.0 28 | 2140.0 30 | 1470.0 32 | 787.0 32 |
| 1937 | 25800.0 10 | 23200.0 9 | 16200.0 9 | 12200.0 6 | 8590.0 7 | 5930.0 9 | 4430.0 14 | 4320.0 8 | 3410.0 10 | 2170.0 5 |
| 1938 | 24500.0 13 | 20000.0 14 | 13100.0 18 | 11500.0 9 | 8890.0 6 | 6270.0 5 | 4600.0 11 | 3880.0 12 | 3050.0 14 | 1840.0 14 |
| 1939 | 27500.0 9 | 24100.0 8 | 16000.0 10 | 10400.0 11 | 7680.0 11 | 5190.0 15 | 4560.0 12 | 3540.0 16 | 2460.0 21 | 1320.0 23 |
| 1940 | 16400.0 25 | 12900.0 30 | 7820.0 32 | 5210.0 31 | 3680.0 32 | 3010.0 31 | 2310.0 33 | 1880.0 33 | 1410.0 33 | 758.0 33 |
| 1941 | 7160.0 35 | 6560.0 34 | 4860.0 35 | 2830.0 35 | 1590.0 36 | 885.0 37 | 791.0 36 | 646.0 36 | 505.0 36 | 320.0 36 |
| 1942 | 12800.0 32 | 12200.0 31 | 8850.0 28 | 5900.0 30 | 3840.0 30 | 3510.0 28 | 3160.0 26 | 2480.0 27 | 1980.0 28 | 1200.0 25 |
| 1943 | 47800.0 1 | 38600.0 1 | 26900.0 1 | 19400.0 1 | 10900.0 3 | 5910.0 10 | 4840.0 8 | 3960.0 11 | 3270.0 11 | 2090.0 9 |
| 1944 | 24900.0 11 | 22300.0 10 | 16900.0 8 | 11400.0 10 | 7130.0 14 | 4930.0 17 | 4080.0 19 | 3230.0 20 | 2160.0 23 | 1150.0 28 |
| 1945 | 13900.0 31 | 13300.0 26 | 10900.0 25 | 6000.0 29 | 4830.0 26 | 3780.0 25 | 3230.0 25 | 2890.0 24 | 2210.0 22 | 1170.0 27 |
| 1946 | 11300.0 33 | 9870.0 33 | 6270.0 33 | 5080.0 32 | 3240.0 33 | 2410.0 33 | 2530.0 31 | 2050.0 32 | 1990.0 27 | 1220.0 24 |
| 1947 | 20900.0 20 | 15700.0 22 | 12800.0 20 | 8480.0 21 | 5440.0 24 | 4910.0 18 | 4110.0 17 | 3240.0 19 | 2640.0 17 | 1430.0 20 |
| 1948 | 18000.0 24 | 14300.0 24 | 12000.0 23 | 8950.0 19 | 7630.0 12 | 5360.0 13 | 4560.0 13 | 3600.0 15 | 2800.0 15 | 1520.0 18 |
| 1949 | 21900.0 17 | 17300.0 21 | 11400.0 24 | 9750.0 13 | 7870.0 9 | 6200.0 6 | 4850.0 7 | 4030.0 9 | 3060.0 12 | 1840.0 15 |
| 1950 | 33500.0 3 | 29700.0 2 | 21200.0 6 | 18700.0 2 | 13700.0 1 | 10600.0 1 | 8370.0 1 | 7480.0 1 | 5340.0 1 | 2990.0 1 |
| 1951 | 21200.0 19 | 17500.0 20 | 14200.0 15 | 9320.0 16 | 5750.0 20 | 4590.0 19 | 4210.0 16 | 4010.0 10 | 3600.0 8 | 2100.0 8 |
| 1952 | 20000.0 21 | 18200.0 17 | 12300.0 21 | 9210.0 17 | 7560.0 13 | 5810.0 11 | 5510.0 3 | 4980.0 4 | 4010.0 2 | 2180.0 4 |
| 1953 | 15000.0 28 | 13000.0 28 | 8420.0 31 | 6520.0 28 | 4780.0 27 | 3220.0 30 | 2750.0 29 | 2290.0 28 | 1860.0 29 | 1040.0 30 |
| 1954 | 6360.0 36 | 4300.0 37 | 2800.0 36 | 2170.0 36 | 1710.0 35 | 1220.0 35 | 1080.0 35 | 1010.0 35 | 766.0 35 | 442.0 35 |
| 1955 | 19700.0 23 | 15500.0 23 | 13000.0 19 | 8130.0 23 | 5580.0 23 | 3590.0 26 | 3310.0 24 | 2860.0 25 | 2150.0 24 | 1360.0 22 |
| 1956 | 15500.0 26 | 12900.0 29 | 8490.0 30 | 6720.0 27 | 5410.0 25 | 3970.0 22 | 2910.0 27 | 2600.0 26 | 2120.0 26 | 1440.0 19 |
| 1957 | 28000.0 7 | 26300.0 6 | 22500.0 3 | 14700.0 5 | 11100.0 2 | 6860.0 3 | 5560.0 2 | 5010.0 3 | 3890.0 3 | 2080.0 10 |
| 1958 | 31200.0 4 | 29300.0 4 | 25000.0 2 | 15100.0 4 | 8440.0 8 | 5400.0 12 | 4090.0 18 | 3300.0 18 | 2540.0 19 | 2020.0 12 |
| 1959 | 38600.0 2 | 29500.0 3 | 21600.0 4 | 12000.0 7 | 10000.0 5 | 6440.0 4 | 5230.0 5 | 5130.0 2 | 3830.0 4 | 2150.0 6 |
| 1960 | 14400.0 30 | 11600.0 32 | 8520.0 29 | 5070.0 33 | 3700.0 31 | 2750.0 32 | 2370.0 32 | 2260.0 29 | 1750.0 30 | 1130.0 29 |
| 1961 | 19900.0 22 | 18500.0 16 | 15700.0 11 | 12000.0 8 | 7800.0 10 | 5960.0 7 | 4660.0 9 | 3650.0 14 | 2660.0 16 | 1410.0 21 |

STATISTICS ON NORMAL MONTHLY MEANS(ALL DAYS)

| OCT | NOV | DEC | JAN | FEB | MARCH | APRIL | MAY | JUNE | JULY | AUG | SEPT |
|---|---|---|---|---|---|---|---|---|---|---|---|
| BY FOWS(MEAN,VARIANCE,STANDARD DEVIATION, SKEWNESS, COEFF. OF VARIATION,PERCENTAGE OF AVERAGE FLOW) | | | | | | | | | | | |
| 0.4965E+03 | 0.7611E+03 | 0.1557E+04 | 0.2304E+04 | 0.2367E+04 | 0.2931E+04 | 0.2885E+04 | 0.1698E+04 | 0.1219E+04 | 0.6604E+03 | 0.4199E+03 | 0.4187E+03 |
| 0.4706E+06 | 0.5865E+06 | 0.3226E+07 | 0.7663E+07 | 0.3087E+07 | 0.2573E+07 | 0.5006E+07 | 0.3167E+07 | 0.2016E+07 | 0.4885E+06 | 0.3023E+06 | 0.7267E+06 |
| 0.6860E+03 | 0.9932E+03 | 0.1796E+04 | 0.2757E+04 | 0.1757E+04 | 0.1604E+04 | 0.2237E+04 | 0.1780E+04 | 0.1420E+04 | 0.6989E+03 | 0.5498E+03 | 0.8525E+03 |
| 0.2532E+01 | 0.2360E+01 | 0.1220E+01 | 0.2162E+01 | 0.9263E+00 | 0.7149E-01 | 0.1280E+01 | 0.2849E+01 | 0.3173E+01 | 0.2635E+01 | 0.1956E+01 | 0.5146E+01 |
| 0.1381E+01 | 0.1305E+01 | 0.1153E+01 | 0.1197E+01 | 0.7424E+00 | 0.5472E+00 | 0.7755E+00 | 0.1048E+01 | 0.1165E+01 | 0.1058E+01 | 0.1309E+01 | 0.2036E+01 |
| 0.2804E+01 | 0.4296E+01 | 0.8788E+01 | 0.1300E+02 | 0.1336E+02 | 0.1654E+02 | 0.1628E+02 | 0.9586E+01 | 0.6881E+01 | 0.3727E+01 | 0.2370E+01 | 0.2363E+01 |

STATISTICS ON NORMAL ANNUAL MEANS(ALL DAYS)

| MEAN | VARIANCE | STANDARD DEVIATION | SKEWNESS | COEFF. OF VARIATION | SERIAL CORR |
|---|---|---|---|---|---|
| 0.1482E+04 | 0.3843E+06 | 0.6199E+03 | 0.6353E-01 | 0.4183E+00 | 0.2917E+00 |

STATISTICS ON LOG MONTHLY MEANS(ALL DAYS)

| OCT | NOV | DEC | JAN | FEB | MARCH | APRIL | MAY | JUNE | JULY | AUG | SEPT |
|---|---|---|---|---|---|---|---|---|---|---|---|

BY ROWS(MEAN,VARIANCE,STANDARD DEVIATION, SKEWNESS, COEFF. OF VARIATION,PERCENTAGE OF AVERAGE FLOW)

| | | | | | | | | | | | |
|---|---|---|---|---|---|---|---|---|---|---|---|
| 0.2341E+01 | 0.2540E+01 | 0.2794E+01 | 0.3002E+01 | 0.3162E+01 | 0.3326E+01 | 0.3317E+01 | 0.3045E+01 | 0.2893E+01 | 0.2643E+01 | 0.2347E+01 | 0.2272E+01 |
| 0.3923E+00 | 0.4004E+00 | 0.5336E+00 | 0.5226E+00 | 0.3930E+00 | 0.3226E+00 | 0.1467E+00 | 0.1757E+00 | 0.1659E+00 | 0.1580E+00 | 0.2190E+00 | 0.2587E+00 |
| 0.6263E+00 | 0.6328E+00 | 0.7305E+00 | 0.7229E+00 | 0.6269E+00 | 0.5680E+00 | 0.3830E+00 | 0.4191E+00 | 0.4073E+00 | 0.3975E+00 | 0.4680E+00 | 0.5086E+00 |
| -0.7702E+00 | -0.1066E+01 | -0.1083E+01 | -0.1543E+01 | -0.2694E+01 | -0.4365E+01 | -0.3916E+00 | -0.1672E+00 | 0.2090E+00 | -0.7150E-02 | 0.6776E+00 | 0.6051E+00 |
| 0.2675E+00 | 0.2491E+00 | 0.2614E+00 | 0.2408E+00 | 0.1983E+00 | 0.1708E+00 | 0.1155E+00 | 0.1377E+00 | 0.1408E+00 | 0.1504E+00 | 0.1994E+00 | 0.2238E+00 |
| 0.6951E+01 | 0.7542E+01 | 0.8296E+01 | 0.8912E+01 | 0.9388E+01 | 0.9875E+01 | 0.9847E+01 | 0.9039E+01 | 0.8588E+01 | 0.7847E+01 | 0.6968E+01 | 0.6746E+01 |

STATISTICS ON LOG ANNUAL MEANS(ALL DAYS)

| MEAN | VARIANCE | STANDARD DEVIATION | SKEWNESS | COEFF. OF VARIATION | SERIAL CORR |
|---|---|---|---|---|---|
| 0.3122E+01 | 0.5275E-01 | 0.2297E+00 | -0.1204E+01 | 0.7357E-01 | 0.2120E+00 |

ANNUAL PEAKS

| | | | | | |
|---|---|---|---|---|---|
| 1913 | 40000 | 1941 | 7660 | 1958 | 36300 |
| 1924 | 28500 | 1942 | 13200 | 1959 | 45300 |
| 1925 | 33000 | 1943 | 49600 | 1960 | 14600 |
| 1926 | 25700 | 1944 | 25300 | 1961 | 20200 |
| 1927 | 24500 | 1945 | 16100 | 1962 | 16400 |
| 1928 | 22600 | 1946 | 12000 | 1963 | 17800 |
| 1929 | 17200 | 1947 | 21900 | 1964 | 20800 |
| 1930 | 38400 | 1948 | 19100 | 1965 | 13000 |
| 1931 | 7730 | 1949 | 24100 | 1966 | 6270 |
| 1932 | 16800 | 1950 | 39800 | 1967 | 15700 |
| 1933 | 23300 | 1951 | 21900 | 1968 | 17300 |
| 1934 | 6770 | 1952 | 20600 | 1969 | 12700 |
| 1935 | 15000 | 1953 | 16100 | 1970 | 8070 |
| 1936 | 35600 | 1954 | 6900 | 1971 | 8280 |
| 1937 | 29000 | 1955 | 24500 | 1972 | 9980 |
| 1938 | 26500 | 1956 | 18800 | 1973 | 8790 |
| 1939 | 28000 | 1957 | 29500 | | |
| 1940 | 17500 | | | | |

ANALYSIS AFTER REGULATION

DURATION TABLE OF DAILY DISCHARGE FOR YEAR ENDING SEPTEMBER 30

| CLASS | 0 | 1 | 2 | 3 | 4 | 5 | 6 | 7 | 8 | 9 | 10 | 11 | 12 | 13 | 14 | 15 | 16 | 17 | 18 | 19 | 20 | 21 | 22 | 23 | 24 | 25 | 26 | 27 | 28 | 29 | 30 | 31 | 32 | 33 | 34 | CFS_DAYS |
|---|---|---|---|---|---|---|---|---|---|---|---|---|---|---|---|---|---|---|---|---|---|---|---|---|---|---|---|---|---|---|---|---|---|---|---|---|
| YEAR | NUMBER OF DAYS IN CLASS | | | | | | | | | | | | | | | | | | | | | | | | | | | | | | | | | | | |
| 1970 | | | | 3 | 15 | 15 | 9 | 14 | 17 | 27 | 29 | 30 | 43 | 27 | 18 | 21 | 14 | 10 | 22 | 26 | 19 | 6 | | | | | | | | | | | | | | 563629.0 |
| 1971 | | | | 13 | 8 | 21 | 32 | 28 | 20 | 22 | 22 | 36 | 52 | 25 | 14 | 16 | 8 | 13 | 8 | 2 | 13 | 12 | | | | | | | | | | | | | | 411525.0 |
| 1972 | | | | 4 | 7 | 5 | 18 | 10 | 12 | 21 | 24 | 51 | 35 | 26 | 15 | 11 | 21 | 9 | 18 | 40 | 34 | 4 | 1 | | | | | | | | | | | | | 684379.0 |
| 1973 | | | | | | 4 | 6 | 9 | 10 | 17 | 21 | 20 | 24 | 26 | 21 | 9 | 19 | 12 | 33 | 72 | 57 | 5 | | | | | | | | | | | | | | 969079.0 |

| CLASS | CFS | TOTAL | ACCUM | PERCT | CLASS | CFS | TOTAL | ACCUM | PERCT | CLASS | CFS | TOTAL | ACCUM | PERCT | CLASS | CFS | TOTAL | ACCUM | PERCT |
|---|---|---|---|---|---|---|---|---|---|---|---|---|---|---|---|---|---|---|---|
| 0 | 0.00 | 0 | 1461 | 100.0 | 9 | 66.00 | 20 | 1461 | 100.0 | 18 | 650.0 | 154 | 861 | 58.9 | 27 | 6500 | 27 | 28 | 1.9 |
| 1 | 8.60 | 0 | 1461 | 100.0 | 10 | 85.00 | 30 | 1441 | 98.6 | 19 | 840.0 | 104 | 707 | 48.4 | 28 | 8400 | 1 | 1 | .0 |
| 2 | 11.00 | 0 | 1461 | 100.0 | 11 | 110.00 | 45 | 1411 | 96.6 | 20 | 1100.0 | 68 | 603 | 41.3 | 29 | 11000 | | | |
| 3 | 14.00 | 0 | 1461 | 100.0 | 12 | 140.00 | 65 | 1366 | 93.5 | 21 | 1400.0 | 57 | 535 | 36.6 | 30 | 14000 | | | |
| 4 | 18.00 | 0 | 1461 | 100.0 | 13 | 180.00 | 61 | 1301 | 89.0 | 22 | 1800.0 | 62 | 478 | 32.7 | 31 | 18000 | | | |
| 5 | 24.00 | 0 | 1461 | 100.0 | 14 | 240.00 | 59 | 1240 | 84.9 | 23 | 2300.0 | 44 | 416 | 28.5 | 32 | 23000 | | | |
| 6 | 31.00 | 0 | 1461 | 100.0 | 15 | 300.00 | 87 | 1181 | 80.8 | 24 | 3000.0 | 81 | 372 | 25.5 | 33 | 30000 | | | |
| 7 | 40.00 | 0 | 1461 | 100.0 | 16 | 390.00 | 96 | 1094 | 74.9 | 25 | 3900.0 | 140 | 291 | 19.9 | 34 | 39000 | | | |
| 8 | 51.00 | 0 | 1461 | 100.0 | 17 | 510.00 | 137 | 998 | 68.3 | 26 | 5000.0 | 123 | 151 | 10.3 | | | | | |

LOWEST MEAN DISCHARGE, IN CFS, AND RANKING, FOR THE FOLLOWING NUMBER OF CONSECUTIVE DAYS IN YEAR ENDING MARCH 31

| YEAR | 1 | | 3 | | 7 | | 14 | | 30 | | 60 | | 90 | | 120 | | 183 | | ANNUAL | |
|---|---|---|---|---|---|---|---|---|---|---|---|---|---|---|---|---|---|---|---|---|
| 1970 | 61.00 | 1 | 62.30 | 1 | 63.60 | 1 | 64.40 | 1 | 84.80 | 1 | 184.00 | 1 | 475.00 | 3 | 759.00 | 4 | 1080.00 | 3 | 1480.00 | 3 |
| 1971 | 70.00 | 3 | 85.30 | 4 | 89.40 | 4 | 89.90 | 2 | 110.00 | 2 | 307.00 | 3 | 470.00 | 2 | 543.00 | 2 | 587.00 | 1 | 1470.00 | 2 |
| 1972 | 69.00 | 2 | 74.70 | 3 | 78.70 | 2 | 96.70 | 4 | 115.00 | 3 | 231.00 | 2 | 327.00 | 1 | 509.00 | 1 | 602.00 | 2 | 1160.00 | 1 |
| 1973 | 73.00 | 4 | 73.70 | 2 | 81.60 | 3 | 94.60 | 3 | 143.00 | 4 | 476.00 | 4 | 541.00 | 4 | 741.00 | 3 | 1670.00 | 4 | 2880.00 | 4 |

HIGHEST MEAN DISCHARGE, IN CFS, AND RANKING, FOR THE FOLLOWING NUMBER OF CONSECUTIVE DAYS IN YEAR ENDING SEPTEMBER 30

| YEAR | 1 | | 3 | | 7 | | 15 | | 30 | | 60 | | 90 | | 120 | | 183 | | ANNUAL | |
|---|---|---|---|---|---|---|---|---|---|---|---|---|---|---|---|---|---|---|---|---|
| 1970 | 7830.0 | 3 | 6980.0 | 3 | 6630.0 | 3 | 5390.0 | 4 | 4130.0 | 4 | 3190.0 | 4 | 2680.0 | 3 | 2650.0 | 3 | 2310.0 | 3 | 1540.0 | 3 |
| 1971 | 8080.0 | 2 | 7790.0 | 1 | 7400.0 | 1 | 6920.0 | 1 | 5270.0 | 3 | 3530.0 | 3 | 2470.0 | 4 | 2140.0 | 4 | 1630.0 | 4 | 1130.0 | 4 |
| 1972 | 8940.0 | 1 | 7030.0 | 2 | 6690.0 | 2 | 6250.0 | 2 | 5650.0 | 1 | 4440.0 | 2 | 3660.0 | 2 | 2960.0 | 2 | 2880.0 | 2 | 1870.0 | 2 |
| 1973 | 7810.0 | 4 | 6320.0 | 4 | 5870.0 | 4 | 5560.0 | 3 | 5400.0 | 2 | 5110.0 | 1 | 4400.0 | 1 | 4040.0 | 1 | 3960.0 | 1 | 2660.0 | 1 |

STATISTICS ON NORMAL MONTHLY MEANS(ALL DAYS)

| OCT | NOV | DEC | JAN | FEB | MARCH | APRIL | MAY | JUNE | JULY | AUG | SEPT |
|---|---|---|---|---|---|---|---|---|---|---|---|
| BY ROWS(MEAN,VARIANCE,STANDARD DEVIATION, SKEWNESS, COEFF. OF VARIATION,PERCENTAGE OF AVERAGE FLOW) | | | | | | | | | | | |
| 0.1543E+04 | 0.2330E+04 | 0.2627E+04 | 0.1533E+04 | 0.2237E+04 | 0.2935E+04 | 0.3261E+04 | 0.1940E+04 | 0.1127E+04 | 0.5808E+03 | 0.6003E+03 | 0.9432E+03 |
| 0.1057E+07 | 0.4074E+07 | 0.4333E+07 | 0.1420E+07 | 0.1930E+07 | 0.8576E+06 | 0.4672E+07 | 0.1627E+07 | 0.3154E+06 | 0.7629E+05 | 0.3208E+06 | 0.5596E+06 |
| 0.1028E+04 | 0.2018E+04 | 0.2082E+04 | 0.1191E+04 | 0.1389E+04 | 0.9261E+03 | 0.2162E+04 | 0.1275E+04 | 0.5616E+03 | 0.2762E+03 | 0.5664E+03 | 0.7481E+03 |
| 0.1455E+01 | 0.8491E+00 | 0.4463E+00 | 0.3919E+00 | 0.3425E-01 | 0.6189E+00 | -0.1239E+01 | 0.4034E+00 | 0.1254E+01 | 0.1732E+01 | 0.7004E+00 | 0.1319E+01 |
| 0.6665E+00 | 0.8662E+00 | 0.7924E+00 | 0.7772E+00 | 0.6208E+00 | 0.3155E+00 | 0.6629E+00 | 0.6574E+00 | 0.4984E+00 | 0.4756E+00 | 0.9436E+00 | 0.7932E+00 |
| 0.7124E+01 | 0.1076E+02 | 0.1213E+02 | 0.7079E+01 | 0.1033E+02 | 0.1355E+02 | 0.1506E+02 | 0.8958E+01 | 0.5202E+01 | 0.2682E+01 | 0.2772E+01 | 0.4355E+01 |

STATISTICS ON NORMAL ANNUAL MEANS(ALL DAYS)

| MEAN | VARIANCE | STANDARD DEVIATION | SKEWNESS | COEFF. OF VARIATION | SERIAL CORR |
|---|---|---|---|---|---|
| 0.1799E+04 | 0.4179E+06 | 0.6464E+03 | 0.7594E+00 | 0.3593E+00 | 0.4521E+00 |

STATISTICS ON LOG MONTHLY MEANS(ALL DAYS)

| OCT | NOV | DEC | JAN | FEB | MARCH | APRIL | MAY | JUNE | JULY | AUG | SEPT |
|---|---|---|---|---|---|---|---|---|---|---|---|
| BY ROWS(MEAN,VARIANCE,STANDARD DEVIATION, SKEWNESS, COEFF. OF VARIATION,PERCENTAGE OF AVERAGE FLOW) | | | | | | | | | | | |
| 0.3122E+01 | 0.3221E+01 | 0.3292E+01 | 0.3056E+01 | 0.3259E+01 | 0.3452E+01 | 0.3321E+01 | 0.3209E+01 | 0.3014E+01 | 0.2733E+01 | 0.2585E+01 | 0.2874E+01 |
| 0.7252E-01 | 0.1839E+00 | 0.1614E+00 | 0.1716E+00 | 0.1299E+00 | 0.1846E-01 | 0.3673E+00 | 0.9542E-01 | 0.4157E-01 | 0.3346E-01 | 0.2513E+00 | 0.1135E+00 |
| 0.2693E+00 | 0.4288E+00 | 0.4017E+00 | 0.4142E+00 | 0.3604E+00 | 0.1359E+00 | 0.6060E+00 | 0.3089E+00 | 0.2039E+00 | 0.1829E+00 | 0.5013E+00 | 0.3370E+00 |
| 0.8781E+00 | 0.6477E-01 | -0.1906E-01 | -0.3836E+00 | -0.1287E+01 | 0.2964E+00 | -0.1871E+01 | 0.1504E+00 | 0.8280E+00 | 0.1487E+01 | 0.8006E-01 | 0.6420E+00 |
| 0.8625E-01 | 0.1331E+00 | 0.1220E+00 | 0.1355E+00 | 0.1106E+00 | 0.3937E-01 | 0.1825E+00 | 0.9627E-01 | 0.6764E-01 | 0.6694E-01 | 0.1939E+00 | 0.1172E+00 |
| 0.8408E+01 | 0.8673E+01 | 0.8864E+01 | 0.8229E+01 | 0.8775E+01 | 0.9294E+01 | 0.8942E+01 | 0.8640E+01 | 0.8117E+01 | 0.7358E+01 | 0.6961E+01 | 0.7740E+01 |

STATISTICS ON LOG ANNUAL MEANS(ALL DAYS)

| MEAN | VARIANCE | STANDARD DEVIATION | SKEWNESS | COEFF. OF VARIATION | SERIAL CORR |
|---|---|---|---|---|---|
| 0.3234E+01 | 0.2423E-01 | 0.1557E+00 | 0.1364E+00 | 0.4813E-01 | 0.2760E+00 |

## 03325500 Mississinewa River near Ridgeville, Ind.

LOCATION.--Lat 40°16'49", long 84°59'44", in SE¼SE¼ sec.7, T.21 N., R.14 E., Randolph County, on right bank 10 ft (3 m) downstream from highway bridge, 0.8 mile (1.3 km) downstream from Mud Creek, and 2 miles (3 km) east of Ridgeville.

DRAINAGE AREA.--133 mi² (344 km²).

### DURATION TABLE OF DAILY DISCHARGE FOR YEAR ENDING SEPTEMBER 30

| CLASS | 0 | 1 | 2 | 3 | 4 | 5 | 6 | 7 | 8 | 9 | 10 | 11 | 12 | 13 | 14 | 15 | 16 | 17 | 18 | 19 | 20 | 21 | 22 | 23 | 24 | 25 | 26 | 27 | 28 | 29 | 30 | 31 | 32 | 33 | 34 | |
|---|---|---|---|---|---|---|---|---|---|---|---|---|---|---|---|---|---|---|---|---|---|---|---|---|---|---|---|---|---|---|---|---|---|---|---|---|
| YEAR | NUMBER OF DAYS IN CLASS | | | | | | | | | | | | | | | | | | | | | | | | | | | | | | | | | | | CFS_DAYS |
| 1947 | | 1 | 7 | 3 | 12 | 1 | 4 | 13 | 2 | 9 | 10 | 25 | 36 | 30 | 23 | 17 | 20 | 13 | 17 | 25 | 14 | 22 | 14 | 15 | 9 | 7 | 6 | 8 | 2 | | | | | | | 48201.4 |
| 1948 | | | | | | | | 12 | 22 | 6 | 2 | 37 | 32 | 47 | 46 | 27 | 20 | 19 | 13 | 16 | 13 | 12 | 5 | 7 | 5 | 1 | 3 | 8 | 9 | 4 | | | | | | 56456.7 |
| 1949 | | | | | | | | 2 | 10 | 38 | 19 | 15 | 10 | 13 | 12 | 22 | 16 | 32 | 37 | 28 | 26 | 18 | 16 | 14 | 10 | 7 | 5 | 5 | 5 | 4 | | 1 | | | | 65316.6 |
| 1950 | | | | | | | | | | 20 | 35 | 38 | 24 | 13 | 15 | 17 | 24 | 25 | 27 | 21 | 19 | 22 | 15 | 6 | 15 | 6 | 5 | 8 | 4 | 4 | 1 | 1 | | | | 69555.7 |
| 1951 | | | | | | | | | 6 | 25 | 21 | 13 | 18 | 22 | 14 | 19 | 44 | 27 | 17 | 27 | 24 | 19 | 16 | 12 | 13 | 13 | 5 | 4 | 3 | 1 | 2 | | | | | 58910.2 |
| 1952 | | | | | | | | 21 | 38 | 36 | 20 | 16 | 10 | 17 | 8 | 12 | 13 | 15 | 30 | 29 | 21 | 22 | 14 | 8 | 13 | 9 | 5 | 6 | 1 | 2 | | | | | | 50696.0 |
| 1953 | | | | | | 1 | 2 | 9 | 15 | 9 | 38 | 23 | 21 | 21 | 13 | 20 | 31 | 40 | 22 | 25 | 14 | 20 | 11 | 13 | 6 | 2 | 4 | 3 | 1 | 1 | | | | | | 35135.1 |
| 1954 | | | | 4 | 3 | 2 | 8 | 50 | 32 | 35 | 38 | 17 | 20 | 21 | 31 | 25 | 20 | 13 | 11 | 12 | 8 | 5 | 3 | 2 | 1 | 4 | | | | | | | | | | 10863.3 |
| 1955 | | | | 3 | 1 | | 1 | 1 | 16 | 7 | 9 | 15 | 14 | 12 | 41 | 45 | 36 | 24 | 21 | 27 | 20 | 20 | 12 | 19 | 3 | 12 | 4 | 1 | 1 | | | | | | | 39108.6 |
| 1956 | | | | | | | | | | 2 | 18 | 16 | 16 | 10 | 23 | 47 | 37 | 36 | 29 | 36 | 26 | 14 | 21 | 8 | 10 | 5 | 4 | 5 | 1 | 2 | | | | | | 46637.0 |
| 1957 | | | | | | | | | | | 20 | 51 | 32 | 18 | 17 | 16 | 48 | 38 | 17 | 24 | 17 | 9 | 10 | 9 | 10 | 8 | 7 | 5 | 5 | 1 | 2 | 1 | | | | 64718.0 |
| 1958 | | | | | | | | | | | 5 | 14 | 7 | 14 | 37 | 31 | 34 | 55 | 36 | 31 | 22 | 20 | 14 | 15 | 8 | 6 | 1 | 6 | 4 | | 2 | 1 | | 2 | | 81259.5 |
| 1959 | | | | | | | | 1 | 20 | 7 | 19 | 15 | 26 | 41 | 29 | 21 | 16 | 25 | 27 | 24 | 21 | 21 | 18 | 13 | 4 | 8 | 2 | 1 | 2 | 1 | 1 | 2 | | | | 52681.4 |
| 1960 | | | | | | | | 1 | 4 | 12 | 34 | 30 | 31 | 27 | 22 | 47 | 39 | 38 | 22 | 11 | 18 | 8 | 8 | | 6 | 3 | 1 | 3 | 1 | | | | | | | 23729.8 |
| 1961 | | | | | | | | | 10 | 56 | 30 | 28 | 4 | 6 | 19 | 34 | 26 | 30 | 23 | 11 | 13 | 15 | 14 | 6 | 13 | 5 | 12 | 9 | 1 | | | | | | | 49262.9 |
| 1962 | | | | | | | | | | | | | 17 | 49 | 45 | 30 | 35 | 29 | 37 | 45 | 24 | 21 | 6 | 6 | 6 | 3 | 3 | 4 | 2 | 2 | 1 | | | | | 44907.2 |
| 1963 | | | | | | | | 1 | 1 | 18 | 5 | 53 | 81 | 41 | 28 | 31 | 21 | 22 | 15 | 9 | 7 | 9 | 5 | 5 | 5 | 1 | 3 | 3 | | | | 1 | | | | 24807.8 |
| 1964 | | | | | | | 10 | 3 | 8 | 44 | 74 | 66 | 14 | 22 | 18 | 12 | 11 | 8 | 16 | 16 | 5 | 9 | 4 | 4 | 6 | 6 | 3 | 1 | 1 | 2 | 2 | 1 | | | | 40100.2 |
| 1965 | | | | | | | | 1 | 16 | 74 | 46 | 41 | 20 | 21 | 7 | 18 | 15 | 11 | 14 | 16 | 17 | 12 | 11 | 10 | 5 | 1 | 5 | 3 | | 1 | | | | | | 29297.0 |
| 1966 | | | | | | | | 6 | 3 | 18 | 34 | 35 | 37 | 52 | 26 | 32 | 22 | 18 | 21 | 13 | 14 | 13 | 8 | 7 | 4 | 1 | 1 | | | | | | | | | 17315.3 |
| 1967 | | | | | | | | | 4 | 12 | 26 | 37 | 27 | 19 | 18 | 23 | 30 | 25 | 27 | 22 | 17 | 24 | 14 | 7 | 13 | 5 | 4 | 8 | 1 | 1 | 1 | | | | | 50604.0 |
| 1968 | | | | | | | | | 4 | 8 | 28 | 22 | 16 | 22 | 20 | 65 | 35 | 28 | 25 | 15 | 13 | 21 | 12 | 4 | 4 | 9 | 7 | 5 | 3 | | | | | | | 42489.1 |
| 1969 | | | | | | | | | | 1 | 30 | 39 | 20 | 16 | 21 | 29 | 59 | 39 | 25 | 23 | 21 | 17 | 7 | 3 | 7 | 2 | 4 | 2 | | | | | | | | 38763.9 |
| 1971 | | | | | | | | | | 1 | 18 | 68 | 49 | 39 | 23 | 35 | 23 | 26 | 17 | 15 | 15 | 13 | 5 | 5 | 5 | 3 | 3 | 2 | | | | | | | | 22565.1 |
| 1972 | | | | | | | | | | | | | 31 | 61 | 13 | 26 | 34 | 37 | 40 | 33 | 26 | 13 | 8 | 10 | 7 | 9 | 8 | 5 | 3 | 2 | | | | | | 53145.3 |
| 1973 | | | | | | | | | | | | | 16 | 25 | 18 | 17 | 27 | 48 | 33 | 29 | 36 | 24 | 29 | 21 | 11 | 11 | 6 | 6 | 6 | 2 | | | | | | 72963.0 |

| CLASS | CFS | TOTAL | ACCUM | PERCT | CLASS | CFS | TOTAL | ACCUM | PERCT | CLASS | CFS | TOTAL | ACCUM | PERCT | CLASS | CFS | TOTAL | ACCUM | PERCT |
|---|---|---|---|---|---|---|---|---|---|---|---|---|---|---|---|---|---|---|---|
| 0 | 0.00 | 0 | 9497 | 100.0 | 9 | 2.20 | 437 | 9102 | 95.8 | 18 | 50.0 | 633 | 3340 | 35.2 | 27 | 1100 | 113 | 223 | 2.3 |
| 1 | 0.10 | 1 | 9497 | 100.0 | 10 | 3.10 | 550 | 8665 | 91.2 | 19 | 70.0 | 585 | 2707 | 28.5 | 28 | 1600 | 58 | 110 | 1.1 |
| 2 | 0.20 | 7 | 9496 | 100.0 | 11 | 4.40 | 705 | 8115 | 85.4 | 20 | 99.0 | 473 | 2122 | 22.3 | 29 | 2200 | 30 | 52 | .5 |
| 3 | 0.30 | 10 | 9489 | 99.9 | 12 | 6.30 | 648 | 7410 | 78.0 | 21 | 140.0 | 427 | 1649 | 17.4 | 30 | 3100 | 12 | 22 | .2 |
| 4 | 0.40 | 16 | 9479 | 99.8 | 13 | 8.90 | 683 | 6762 | 71.2 | 22 | 200.0 | 310 | 1222 | 12.9 | 31 | 4400 | 8 | 10 | .1 |
| 5 | 0.60 | 4 | 9463 | 99.6 | 14 | 13.00 | 582 | 6079 | 64.0 | 23 | 280.0 | 233 | 912 | 9.6 | 32 | 6300 | | 2 | .0 |
| 6 | 0.80 | 25 | 9459 | 99.6 | 15 | 18.00 | 710 | 5497 | 57.9 | 24 | 400.0 | 195 | 679 | 7.1 | 33 | 8800 | 2 | 2 | .0 |
| 7 | 1.10 | 121 | 9434 | 99.3 | 16 | 25.00 | 706 | 4787 | 50.4 | 25 | 560.0 | 152 | 484 | 5.1 | 34 | | | | |
| 8 | 1.60 | 211 | 9313 | 98.1 | 17 | 35.00 | 741 | 4081 | 43.0 | 26 | 790.0 | 109 | 332 | 3.5 | | | | | |

### LOWEST MEAN DISCHARGE, IN CFS, AND RANKING, FOR THE FOLLOWING NUMBER OF CONSECUTIVE DAYS IN YEAR ENDING MARCH 31

| YEAR | 1 | 3 | 7 | 14 | 30 | 60 | 90 | 120 | 183 | ANNUAL |
|---|---|---|---|---|---|---|---|---|---|---|
| 1948 | 3.40 18 | 4.00 18 | 4.57 19 | 4.99 19 | 6.83 19 | 11.80 20 | 14.80 18 | 14.60 17 | 35.10 17 | 191.00 20 |
| 1949 | 1.30 7 | 1.33 6 | 1.46 5 | 1.66 5 | 1.72 3 | 2.16 2 | 3.08 4 | 11.50 13 | 19.00 14 | 210.00 22 |
| 1950 | 2.00 14 | 2.00 10 | 2.23 12 | 2.49 12 | 3.00 12 | 3.87 12 | 5.29 12 | 4.87 6 | 11.70 8 | 169.00 18 |
| 1951 | 3.30 17 | 3.57 17 | 4.29 17 | 4.79 17 | 5.77 18 | 10.90 19 | 33.40 21 | 36.40 21 | 71.30 21 | 181.00 19 |
| 1952 | 1.70 11 | 1.70 8 | 1.77 7 | 2.16 7 | 2.66 9 | 2.76 4 | 2.95 3 | 4.27 5 | 11.10 6 | 140.00 16 |
| 1953 | 1.20 6 | 1.20 4 | 1.23 4 | 1.28 3 | 1.90 5 | 2.94 6 | 6.64 13 | 11.60 14 | 11.20 7 | 87.60 7 |
| 1954 | 0.60 2 | 0.80 2 | 1.19 3 | 1.20 2 | 1.38 2 | 1.65 1 | 1.87 1 | 2.29 1 | 4.61 4 | 52.00 2 |
| 1955 | 0.30 1 | 0.30 1 | 0.33 1 | 0.53 1 | 0.91 1 | 3.27 9 | 3.81 7 | 6.26 9 | 26.70 16 | 99.20 10 |
| 1956 | 1.40 8 | 2.07 11 | 2.10 9 | 2.22 9 | 2.96 11 | 5.60 15 | 34.10 22 | 38.50 22 | 48.70 19 | 114.00 13 |
| 1957 | 2.90 15 | 3.07 15 | 3.39 15 | 3.86 15 | 4.03 14 | 4.50 13 | 5.06 11 | 7.78 11 | 14.10 12 | 75.80 6 |
| 1958 | 3.70 19 | 4.30 19 | 4.60 20 | 5.07 20 | 7.43 20 | 11.90 21 | 14.10 17 | 20.50 19 | 86.20 23 | 194.00 21 |
| 1959 | 7.30 22 | 7.80 23 | 8.79 23 | 9.91 23 | 10.10 23 | 12.90 22 | 18.30 20 | 33.70 20 | 67.10 20 | 277.00 24 |
| 1960 | 1.50 9 | 1.60 7 | 1.71 6 | 1.77 6 | 1.89 4 | 3.24 8 | 4.45 10 | 6.34 10 | 12.40 9 | 88.90 8 |
| 1961 | 1.90 12 | 2.10 13 | 2.16 10 | 2.21 8 | 2.27 6 | 2.91 5 | 3.42 6 | 3.80 4 | 4.21 3 | 66.80 4 |
| 1962 | 11.00 24 | 11.70 24 | 12.40 24 | 13.10 24 | 14.20 24 | 32.20 23 | 39.60 23 | 50.20 23 | 79.30 22 | 165.00 17 |
| 1963 | 5.00 21 | 5.00 21 | 5.13 21 | 6.01 21 | 8.08 21 | 10.50 18 | 10.90 16 | 12.00 15 | 12.80 10 | 91.00 9 |
| 1964 | 1.00 3 | 1.00 3 | 1.00 2 | 1.42 4 | 2.38 7 | 3.10 7 | 3.39 5 | 3.22 3 | 4.03 1 | 47.30 1 |
| 1965 | 2.00 13 | 2.13 14 | 2.21 11 | 2.29 10 | 2.58 8 | 2.73 3 | 2.92 2 | 3.04 2 | 4.08 2 | 116.00 14 |
| 1966 | 1.10 4 | 1.27 5 | 1.93 8 | 2.49 11 | 2.93 10 | 3.78 10 | 4.32 9 | 5.83 8 | 13.00 11 | 66.00 3 |
| 1967 | 1.20 5 | 1.93 9 | 2.46 13 | 2.86 13 | 4.11 15 | 6.49 16 | 8.87 14 | 10.80 12 | 26.00 15 | 129.00 15 |
| 1968 | 1.70 10 | 2.07 12 | 2.57 14 | 2.88 14 | 3.16 13 | 3.80 11 | 4.28 8 | 5.53 7 | 11.00 5 | 105.00 11 |
| 1969 | 3.20 16 | 3.50 16 | 3.76 16 | 3.91 16 | 4.44 16 | 5.58 14 | 9.47 15 | 14.50 16 | 39.40 18 | 106.00 12 |
| 1972 | 4.40 20 | 4.47 20 | 4.57 18 | 4.99 18 | 5.26 17 | 7.79 17 | 15.40 19 | 16.40 18 | 18.60 13 | 69.10 5 |
| 1973 | 7.40 23 | 7.50 22 | 7.64 22 | 8.11 22 | 8.88 22 | 36.00 24 | 56.60 24 | 72.10 24 | 124.00 24 | 237.00 23 |

MISSISSINEWA RIVER NEAR RIDGEVILLE, IND. (Continued)

HIGHEST MEAN DISCHARGE, IN CFS, AND RANKING, FOR THE FOLLOWING NUMBER OF CONSECUTIVE DAYS IN YEAR ENDING SEPTEMBER 30

| YEAR | 1 | | 3 | | 7 | | 15 | | 30 | | 60 | | 90 | | 120 | | 183 | | ANNUAL | |
|---|---|---|---|---|---|---|---|---|---|---|---|---|---|---|---|---|---|---|---|---|
| 1947 | 2030.0 | 21 | 1470.0 | 17 | 966.0 | 16 | 680.0 | 14 | 489.0 | 14 | 452.0 | 9 | 364.0 | 10 | 284.0 | 13 | 233.0 | 12 | 132.0 | 13 |
| 1948 | 2740.0 | 13 | 2100.0 | 9 | 1840.0 | 4 | 1170.0 | 4 | 1020.0 | 2 | 687.0 | 3 | 510.0 | 3 | 427.0 | 3 | 292.0 | 7 | 154.0 | 7 |
| 1949 | 4440.0 | 6 | 2750.0 | 6 | 1380.0 | 8 | 992.0 | 7 | 746.0 | 6 | 537.0 | 6 | 450.0 | 5 | 405.0 | 5 | 312.0 | 4 | 179.0 | 4 |
| 1950 | 4440.0 | 7 | 3200.0 | 4 | 1710.0 | 6 | 1310.0 | 2 | 895.0 | 3 | 706.0 | 2 | 557.0 | 2 | 471.0 | 2 | 352.0 | 2 | 191.0 | 3 |
| 1951 | 3410.0 | 9 | 2080.0 | 10 | 1220.0 | 10 | 752.0 | 11 | 475.0 | 15 | 395.0 | 12 | 346.0 | 11 | 340.0 | 7 | 297.0 | 6 | 161.0 | 6 |
| 1952 | 2600.0 | 14 | 1720.0 | 15 | 837.0 | 21 | 707.0 | 13 | 528.0 | 12 | 413.0 | 11 | 371.0 | 9 | 326.0 | 8 | 266.0 | 9 | 139.0 | 11 |
| 1953 | 2570.0 | 15 | 1330.0 | 19 | 887.0 | 18 | 610.0 | 17 | 353.0 | 22 | 230.0 | 23 | 233.0 | 20 | 205.0 | 19 | 178.0 | 18 | 96.3 | 20 |
| 1954 | 777.0 | 26 | 607.0 | 25 | 336.0 | 26 | 213.0 | 25 | 177.0 | 26 | 117.0 | 25 | 90.5 | 25 | 77.3 | 26 | 56.3 | 26 | 29.8 | 26 |
| 1955 | 2090.0 | 19 | 1260.0 | 21 | 741.0 | 23 | 561.0 | 19 | 316.0 | 24 | 250.0 | 21 | 254.0 | 17 | 218.0 | 18 | 168.0 | 20 | 107.0 | 18 |
| 1956 | 3050.0 | 11 | 2040.0 | 11 | 1010.0 | 14 | 537.0 | 22 | 359.0 | 21 | 291.0 | 19 | 227.0 | 21 | 200.0 | 20 | 192.0 | 16 | 127.0 | 14 |
| 1957 | 5180.0 | 4 | 3110.0 | 5 | 1640.0 | 7 | 1070.0 | 5 | 666.0 | 7 | 497.0 | 8 | 469.0 | 4 | 417.0 | 4 | 336.0 | 3 | 177.0 | 5 |
| 1958 | 11300.0 | 1 | 8080.0 | 1 | 4920.0 | 1 | 2630.0 | 1 | 1430.0 | 1 | 791.0 | 1 | 583.0 | 1 | 474.0 | 1 | 353.0 | 1 | 223.0 | 1 |
| 1959 | 5960.0 | 3 | 4110.0 | 3 | 1970.0 | 3 | 1070.0 | 6 | 863.0 | 4 | 549.0 | 5 | 414.0 | 7 | 374.0 | 6 | 272.0 | 8 | 144.0 | 9 |
| 1960 | 1610.0 | 23 | 988.0 | 24 | 708.0 | 24 | 405.0 | 24 | 351.0 | 23 | 214.0 | 24 | 173.0 | 23 | 158.0 | 23 | 115.0 | 23 | 64.8 | 23 |
| 1961 | 1950.0 | 22 | 1150.0 | 22 | 870.0 | 20 | 747.0 | 12 | 627.0 | 8 | 507.0 | 7 | 388.0 | 8 | 308.0 | 10 | 241.0 | 11 | 135.0 | 12 |
| 1962 | 3980.0 | 8 | 2000.0 | 12 | 975.0 | 15 | 590.0 | 18 | 424.0 | 16 | 354.0 | 13 | 310.0 | 13 | 249.0 | 14 | 187.0 | 17 | 123.0 | 15 |
| 1963 | 4500.0 | 5 | 2230.0 | 8 | 1230.0 | 9 | 863.0 | 10 | 593.0 | 9 | 342.0 | 14 | 240.0 | 19 | 186.0 | 22 | 127.0 | 22 | 68.0 | 22 |
| 1964 | 6040.0 | 2 | 4370.0 | 2 | 2220.0 | 2 | 1210.0 | 3 | 815.0 | 5 | 603.0 | 4 | 415.0 | 6 | 324.0 | 9 | 215.0 | 13 | 110.0 | 17 |
| 1965 | 2480.0 | 17 | 1280.0 | 20 | 823.0 | 22 | 491.0 | 23 | 394.0 | 18 | 329.0 | 16 | 287.0 | 14 | 227.0 | 15 | 156.0 | 21 | 80.3 | 21 |
| 1966 | 805.0 | 25 | 537.0 | 26 | 337.0 | 25 | 195.0 | 26 | 180.0 | 25 | 104.0 | 26 | 90.2 | 26 | 93.9 | 25 | 78.3 | 25 | 47.4 | 25 |
| 1967 | 3160.0 | 10 | 2580.0 | 7 | 1780.0 | 5 | 969.0 | 9 | 557.0 | 11 | 330.0 | 15 | 275.0 | 15 | 286.0 | 11 | 251.0 | 10 | 139.0 | 10 |
| 1968 | 2060.0 | 20 | 1380.0 | 18 | 1030.0 | 12 | 624.0 | 16 | 401.0 | 17 | 296.0 | 18 | 246.0 | 18 | 220.0 | 16 | 202.0 | 14 | 116.0 | 16 |
| 1969 | 2100.0 | 18 | 1550.0 | 16 | 882.0 | 19 | 558.0 | 20 | 377.0 | 19 | 265.0 | 20 | 217.0 | 22 | 197.0 | 21 | 176.0 | 19 | 106.0 | 19 |
| 1971 | 1340.0 | 24 | 1010.0 | 23 | 891.0 | 17 | 540.0 | 21 | 369.0 | 20 | 235.0 | 22 | 168.0 | 24 | 151.0 | 24 | 111.0 | 24 | 61.8 | 24 |
| 1972 | 2490.0 | 16 | 1810.0 | 13 | 1010.0 | 13 | 677.0 | 15 | 492.0 | 13 | 327.0 | 17 | 258.0 | 16 | 220.0 | 17 | 198.0 | 15 | 145.0 | 8 |
| 1973 | 2980.0 | 12 | 1780.0 | 14 | 1170.0 | 11 | 987.0 | 8 | 589.0 | 10 | 440.0 | 10 | 345.0 | 12 | 286.0 | 12 | 311.0 | 5 | 200.0 | 2 |

STATISTICS ON NORMAL MONTHLY MEANS(ALL DAYS)

| OCT | NOV | DEC | JAN | FEB | MARCH | APRIL | MAY | JUNE | JULY | AUG | SEPT |
|---|---|---|---|---|---|---|---|---|---|---|---|
| BY ROWS(MEAN,VARIANCE,STANDARD DEVIATION, SKEWNESS, COEFF. OF VARIATION,PERCENTAGE OF AVERAGE FLOW) | | | | | | | | | | | |
| 0.2410E+02 | 0.7607E+02 | 0.1316E+03 | 0.2130E+03 | 0.1938E+03 | 0.2497E+03 | 0.2425E+03 | 0.1178E+03 | 0.1375E+03 | 0.5052E+02 | 0.2928E+02 | 0.2944E+02 |
| 0.1455E+04 | 0.1740E+05 | 0.2260E+05 | 0.4805E+05 | 0.1924E+05 | 0.2279E+05 | 0.4050E+05 | 0.8242E+04 | 0.7749E+05 | 0.4579E+04 | 0.2444E+04 | 0.4555E+04 |
| 0.3814E+02 | 0.1319E+03 | 0.1503E+03 | 0.2192E+03 | 0.1387E+03 | 0.1510E+03 | 0.2012E+03 | 0.9079E+02 | 0.2784E+03 | 0.6767E+02 | 0.4944E+02 | 0.6749E+02 |
| 0.2621E+01 | 0.2838E+01 | 0.1017E+01 | 0.1642E+01 | 0.8560E+00 | 0.5609E+00 | 0.1319E+01 | 0.1380E+01 | 0.4078E+01 | 0.2361E+01 | 0.2327E+01 | 0.4069E+01 |
| 0.1583E+01 | 0.1734E+01 | 0.1143E+01 | 0.1029E+01 | 0.7157E+00 | 0.6047E+00 | 0.8297E+00 | 0.7710E+00 | 0.2025E+01 | 0.1339E+01 | 0.1689E+01 | 0.2293E+01 |
| 0.1611E+01 | 0.5087E+01 | 0.8800E+01 | 0.1425E+02 | 0.1296E+02 | 0.1670E+02 | 0.1622E+02 | 0.7875E+01 | 0.9196E+01 | 0.3379E+01 | 0.1958E+01 | 0.1969E+01 |

STATISTICS ON NORMAL ANNUAL MEANS(ALL DAYS)

| MEAN | VARIANCE | STANDARD DEVIATION | SKEWNESS | COEFF. OF VARIATION | SERIAL CORR |
|---|---|---|---|---|---|
| 0.1241E+03 | 0.2278E+04 | 0.4772E+02 | 0.1493E-01 | 0.3845E+00 | 0.4322E+00 |

STATISTICS ON LOG MONTHLY MEANS(ALL DAYS)

| OCT | NOV | DEC | JAN | FEB | MARCH | APRIL | MAY | JUNE | JULY | AUG | SEPT |
|---|---|---|---|---|---|---|---|---|---|---|---|
| BY ROWS(MEAN,VARIANCE,STANDARD DEVIATION, SKEWNESS, COEFF. OF VARIATION,PERCENTAGE OF AVERAGE FLOW) | | | | | | | | | | | |
| 0.1009E+01 | 0.1365E+01 | 0.1699E+01 | 0.2042E+01 | 0.2130E+01 | 0.2307E+01 | 0.2236E+01 | 0.1958E+01 | 0.1751E+01 | 0.1418E+01 | 0.1088E+01 | 0.9657E+00 |
| 0.3132E+00 | 0.4847E+00 | 0.5207E+00 | 0.3704E+00 | 0.2081E+00 | 0.9272E-01 | 0.1476E+00 | 0.1011E+00 | 0.2759E+00 | 0.2518E+00 | 0.2659E+00 | 0.3675E+00 |
| 0.5596E+00 | 0.6962E+00 | 0.7216E+00 | 0.6086E+00 | 0.4562E+00 | 0.3045E+00 | 0.3842E+00 | 0.3179E+00 | 0.5252E+00 | 0.5018E+00 | 0.5157E+00 | 0.6062E+00 |
| 0.5336E+00 | 0.3750E+00 | -0.3369E+00 | -0.8384E+00 | -0.1422E+01 | -0.4477E+00 | -0.2044E+00 | 0.2251E+00 | 0.9076E+00 | 0.2751E+00 | 0.1184E+01 | 0.8238E+00 |
| 0.5546E+00 | 0.5100E+00 | 0.4248E+00 | 0.2981E+00 | 0.2142E+00 | 0.1320E+00 | 0.1718E+00 | 0.1624E+00 | 0.3000E+00 | 0.3538E+00 | 0.4740E+00 | 0.6278E+00 |
| 0.5054E+01 | 0.6836E+01 | 0.8508E+01 | 0.1023E+02 | 0.1067E+02 | 0.1155E+02 | 0.1120E+02 | 0.9806E+01 | 0.8769E+01 | 0.7104E+01 | 0.5448E+01 | 0.4836E+01 |

STATISTICS ON LOG ANNUAL MEANS(ALL DAYS)

| MEAN | VARIANCE | STANDARD DEVIATION | SKEWNESS | COEFF. OF VARIATION | SERIAL CORR |
|---|---|---|---|---|---|
| 0.2055E+01 | 0.4080E-01 | 0.2020E+00 | -0.1122E+01 | 0.9829E-01 | 0.2673E+00 |

ANNUAL PEAKS

| | | | | | | | |
|---|---|---|---|---|---|---|---|
| 1947 | 2490 | 1954 | 1020 | 1961 | 3070 | 1968 | 2480 |
| 1948 | 3480 | 1955 | 2490 | 1962 | 5800 | 1969 | 2350 |
| 1949 | 4560 | 1956 | 4200 | 1963 | 6000 | 1970 | 3320 |
| 1950 | 4920 | 1957 | 8830 | 1964 | 7960 | 1971 | 2070 |
| 1951 | 4200 | 1958 | 13900 | 1965 | 3150 | 1972 | 3600 |
| 1952 | 3250 | 1959 | 9120 | 1966 | 1220 | 1973 | 3740 |
| 1953 | 3250 | 1960 | 2280 | 1967 | 3510 | | |

03326000 Mississinewa River near Eaton, Ind.

LOCATION.--Lat 40°19'08", long 85°19'10", in NE¼ sec.31, T.22 N., R.11 E., Delaware County, on right bank at downstream side of bridge, 1.5 miles (2.4 km) downstream from Estey Creek, and 2.5 miles (4.0 km) southeast of Eaton.

DRAINAGE AREA.--310 mi² (803 km²).

DURATION TABLE OF DAILY DISCHARGE FOR YEAR ENDING SEPTEMBER 30

| CLASS | 0 | 1 | 2 | 3 | 4 | 5 | 6 | 7 | 8 | 9 | 10 | 11 | 12 | 13 | 14 | 15 | 16 | 17 | 18 | 19 | 20 | 21 | 22 | 23 | 24 | 25 | 26 | 27 | 28 | 29 | 30 | 31 | 32 | 33 | 34 | |
|---|---|---|---|---|---|---|---|---|---|---|---|---|---|---|---|---|---|---|---|---|---|---|---|---|---|---|---|---|---|---|---|---|---|---|---|---|
| YEAR | NUMBER OF DAYS IN CLASS | | | | | | | | | | | | | | | | | | | | | | | | | | | | | | | | | | | CFS_DAYS |
| 1953 | | 1 | 5 | 5 | 15 | 5 | 4 | 8 | 21 | 31 | 23 | 19 | 9 | 15 | 14 | 18 | 31 | 25 | 26 | 15 | 18 | 17 | 7 | 10 | 6 | 6 | 3 | 2 | 3 | 2 | 1 | | | | | 88867.0 |
| 1954 | | 15 | 21 | 16 | 18 | 47 | 13 | 27 | 34 | 14 | 16 | 22 | 21 | 15 | 19 | 12 | 11 | 13 | 7 | 6 | 4 | 5 | 2 | 1 | 2 | 3 | 1 | | | | | | | | | 25068.5 |
| 1955 | | | | 3 | | 16 | 10 | 5 | 6 | 12 | 22 | 23 | 30 | 48 | 31 | 14 | 17 | 20 | 19 | 17 | 11 | 13 | 16 | 9 | 6 | 7 | 7 | 1 | | 2 | | | | | | 81817.2 |
| 1956 | | | | | | | 12 | 13 | 2 | 14 | 12 | 8 | 19 | 36 | 38 | 29 | 26 | 21 | 31 | 15 | 14 | 21 | 16 | 6 | 9 | 4 | 4 | 11 | | 2 | 3 | | | | | 116086.7 |
| 1957 | | | | | | 9 | 10 | 25 | 29 | 21 | 20 | 12 | 16 | 8 | 29 | 20 | 26 | 22 | 16 | 14 | 12 | 13 | 4 | 9 | 10 | 4 | 8 | 10 | 5 | 7 | 3 | 2 | | 1 | | 160302.1 |
| 1958 | | | | | | | | | 4 | 10 | 3 | 14 | 34 | 21 | 36 | 29 | 39 | 39 | 25 | 19 | 19 | 16 | 11 | 9 | 6 | 5 | 3 | 7 | 3 | 4 | 4 | 2 | | 2 | 1 | 175179.0 |
| 1959 | | | | | 2 | 23 | 16 | 16 | 15 | 13 | 33 | 26 | 10 | 13 | 22 | 9 | 20 | 22 | 18 | 16 | 18 | 19 | 14 | 8 | 10 | 8 | 5 | 2 | | 1 | 4 | 1 | | 1 | | 115924.3 |
| 1960 | | | | | 8 | 18 | 13 | 8 | 9 | 33 | 21 | 15 | 30 | 36 | 33 | 37 | 21 | 17 | 11 | 11 | 9 | 10 | 2 | 4 | 6 | 4 | | 5 | 4 | 1 | | | | | | 68047.4 |
| 1961 | | | | | 3 | 11 | 19 | 62 | 16 | 4 | 8 | 13 | 14 | 19 | 24 | 18 | 14 | 16 | 13 | 7 | 15 | 13 | 2 | 11 | 5 | 4 | 11 | 13 | 6 | 2 | 2 | | | | | 120732.3 |
| 1962 | | | | | | | | | 4 | 15 | 49 | 25 | 15 | 38 | 39 | 32 | 28 | 21 | 24 | 14 | 11 | 14 | 2 | 7 | 5 | 2 | 6 | 5 | 1 | 3 | 3 | | 2 | | | 111561.0 |
| 1963 | | | 5 | 5 | 9 | 7 | 22 | 21 | 20 | 12 | 36 | 46 | 45 | 24 | 24 | 15 | 13 | 11 | 4 | 6 | 9 | 4 | 6 | 5 | 2 | 3 | 3 | 4 | | 2 | | 1 | 1 | | | 67802.3 |
| 1964 | | | 11 | 9 | 12 | 41 | 46 | 31 | 39 | 28 | 7 | 24 | 13 | 11 | 9 | 7 | 9 | 8 | 11 | 8 | 7 | 3 | 6 | 1 | 3 | 3 | 5 | 4 | 3 | 1 | 4 | | 1 | 1 | | 91757.8 |
| 1965 | | | 1 | 6 | 19 | 46 | 32 | 28 | 26 | 32 | 17 | 11 | 14 | 18 | 14 | 6 | 8 | 9 | 14 | 13 | 10 | 7 | 7 | 4 | 5 | 4 | 2 | 4 | 7 | | 1 | | | | | 71703.3 |
| 1966 | | | 1 | 2 | 6 | 14 | 14 | 25 | 7 | 25 | 35 | 39 | 48 | 29 | 20 | 9 | 19 | 15 | 15 | 8 | 8 | 7 | 6 | 4 | 2 | 3 | 2 | 2 | | | | | | | | 42347.4 |
| 1967 | | | | | 9 | 31 | 12 | 21 | 11 | 28 | 17 | 6 | 19 | 19 | 16 | 25 | 18 | 15 | 15 | 12 | 21 | 14 | 8 | 7 | 11 | 3 | 6 | 9 | 7 | | 2 | 3 | | | | 127925.6 |
| 1968 | | | | | 1 | 11 | 10 | 8 | 22 | 26 | 26 | 25 | 29 | 34 | 28 | 22 | 12 | 12 | 14 | 14 | 11 | 10 | 7 | 8 | 5 | 3 | 9 | 6 | 7 | 4 | 2 | | | | | 114059.0 |
| 1969 | | | | | | 1 | 3 | 13 | 20 | 31 | 11 | 12 | 13 | 16 | 43 | 40 | 23 | 24 | 20 | 19 | 19 | 10 | 12 | 7 | 6 | 4 | 4 | 6 | 4 | 3 | 1 | | | | | 103863.7 |
| 1970 | | | | | | 3 | 16 | 11 | 11 | 12 | 18 | 15 | 33 | 31 | 38 | 24 | 22 | 22 | 18 | 23 | 8 | 15 | 9 | 11 | 7 | 4 | 3 | 5 | 3 | 2 | 1 | | | | | 93491.2 |
| 1971 | | | | | | | 19 | 21 | 25 | 45 | 37 | 27 | 25 | 23 | 15 | 16 | 22 | 17 | 15 | 11 | 9 | 12 | 5 | 1 | 7 | 4 | 1 | 1 | 5 | 2 | | | | | | 66275.5 |

| CLASS | CFS | TOTAL | ACCUM | PERCT | CLASS | CFS | TOTAL | ACCUM | PERCT | CLASS | CFS | TOTAL | ACCUM | PERCT | CLASS | CFS | TOTAL | ACCUM | PERCT |
|---|---|---|---|---|---|---|---|---|---|---|---|---|---|---|---|---|---|---|---|
| 0 | 0.00 | 0 | 6939 | 100.0 | 9 | 16.00 | 406 | 5493 | 79.2 | 18 | 170.0 | 316 | 1801 | 26.0 | 27 | 1800 | 97 | 243 | 3.5 |
| 1 | 2.00 | 16 | 6939 | 100.0 | 10 | 21.00 | 411 | 5087 | 73.3 | 19 | 230.0 | 248 | 1485 | 21.4 | 28 | 2400 | 58 | 146 | 2.1 |
| 2 | 2.60 | 44 | 6923 | 99.8 | 11 | 28.00 | 382 | 4676 | 67.4 | 20 | 290.0 | 233 | 1237 | 17.8 | 29 | 3100 | 38 | 88 | 1.2 |
| 3 | 3.40 | 46 | 6879 | 99.1 | 12 | 36.00 | 437 | 4294 | 61.9 | 21 | 380.0 | 223 | 1004 | 14.5 | 30 | 4100 | 31 | 50 | .7 |
| 4 | 4.40 | 102 | 6833 | 98.5 | 13 | 47.00 | 454 | 3857 | 55.6 | 22 | 500.0 | 142 | 781 | 11.3 | 31 | 5300 | 9 | 19 | .2 |
| 5 | 5.70 | 283 | 6731 | 97.0 | 14 | 61.00 | 492 | 3403 | 49.0 | 23 | 650.0 | 122 | 639 | 9.2 | 32 | 6900 | 4 | 10 | .1 |
| 6 | 7.40 | 271 | 6448 | 92.9 | 15 | 79.00 | 382 | 2911 | 42.0 | 24 | 840.0 | 113 | 517 | 7.5 | 33 | 8900 | 5 | 6 | .0 |
| 7 | 9.70 | 363 | 6177 | 89.0 | 16 | 100.00 | 379 | 2529 | 36.4 | 25 | 1100.0 | 78 | 404 | 5.8 | 34 | 12000 | 1 | 1 | .0 |
| 8 | 13.00 | 321 | 5814 | 83.8 | 17 | 130.00 | 349 | 2150 | 31.0 | 26 | 1400.0 | 83 | 326 | 4.7 | | | | | |

LOWEST MEAN DISCHARGE, IN CFS, AND RANKING, FOR THE FOLLOWING NUMBER OF CONSECUTIVE DAYS IN YEAR ENDING MARCH 31

| YEAR | 1 | | 3 | | 7 | | 14 | | 30 | | 60 | | 90 | | 120 | | 183 | | ANNUAL | |
|---|---|---|---|---|---|---|---|---|---|---|---|---|---|---|---|---|---|---|---|---|
| 1953 | 4.80 | 7 | 5.13 | 7 | 5.63 | 8 | 6.29 | 8 | 7.84 | 9 | 12.30 | 12 | 19.70 | 12 | 43.60 | 14 | 44.40 | 11 | 219.00 | 7 |
| 1954 | 2.20 | 2 | 2.20 | 2 | 2.50 | 2 | 2.91 | 2 | 3.12 | 2 | 4.28 | 1 | 4.95 | 1 | 6.58 | 1 | 14.30 | 4 | 130.00 | 2 |
| 1955 | 2.00 | 1 | 2.13 | 1 | 2.20 | 1 | 2.31 | 1 | 2.86 | 1 | 6.80 | 4 | 6.93 | 3 | 11.40 | 6 | 44.70 | 12 | 210.00 | 5 |
| 1956 | 5.80 | 11 | 5.93 | 11 | 6.37 | 11 | 6.51 | 11 | 9.25 | 12 | 19.20 | 14 | 79.80 | 18 | 82.80 | 16 | 106.00 | 15 | 249.00 | 10 |
| 1957 | 5.80 | 12 | 6.10 | 12 | 6.56 | 12 | 7.19 | 12 | 8.02 | 10 | 9.81 | 9 | 11.00 | 9 | 17.90 | 11 | 35.80 | 7 | 212.00 | 6 |
| 1958 | 14.00 | 16 | 14.00 | 16 | 14.40 | 16 | 15.00 | 16 | 24.10 | 16 | 38.50 | 17 | 55.60 | 16 | 82.30 | 15 | 263.00 | 19 | 508.00 | 18 |
| 1959 | 22.00 | 18 | 22.00 | 18 | 23.40 | 18 | 26.70 | 19 | 28.00 | 18 | 36.90 | 16 | 50.80 | 15 | 102.00 | 18 | 155.00 | 16 | 546.00 | 19 |
| 1960 | 4.90 | 8 | 5.40 | 10 | 5.84 | 10 | 6.35 | 9 | 6.96 | 8 | 8.96 | 8 | 10.70 | 8 | 16.70 | 9 | 45.20 | 13 | 248.00 | 9 |
| 1961 | 5.20 | 10 | 5.30 | 9 | 5.59 | 7 | 5.88 | 7 | 6.43 | 7 | 7.24 | 6 | 8.65 | 6 | 9.25 | 4 | 10.80 | 2 | 162.00 | 3 |
| 1962 | 23.00 | 19 | 23.30 | 19 | 24.10 | 19 | 25.40 | 18 | 26.20 | 17 | 61.40 | 18 | 74.00 | 17 | 89.50 | 17 | 171.00 | 18 | 400.00 | 17 |
| 1963 | 15.00 | 17 | 15.00 | 17 | 15.90 | 17 | 16.10 | 17 | 20.80 | 15 | 26.10 | 15 | 27.80 | 14 | 35.70 | 13 | 39.60 | 8 | 251.00 | 11 |
| 1964 | 2.80 | 3 | 2.90 | 3 | 3.17 | 3 | 3.81 | 3 | 4.11 | 3 | 5.24 | 2 | 7.02 | 4 | 7.59 | 3 | 9.47 | 1 | 123.00 | 1 |
| 1965 | 2.80 | 4 | 2.90 | 4 | 3.23 | 4 | 4.16 | 4 | 5.49 | 4 | 5.80 | 3 | 6.44 | 2 | 7.38 | 2 | 11.30 | 3 | 266.00 | 13 |
| 1966 | 3.90 | 6 | 4.10 | 6 | 4.97 | 5 | 5.56 | 5 | 5.99 | 6 | 7.30 | 7 | 10.50 | 7 | 16.40 | 8 | 40.30 | 9 | 170.00 | 4 |
| 1967 | 3.00 | 5 | 3.60 | 5 | 5.69 | 9 | 6.36 | 10 | 8.17 | 11 | 12.00 | 11 | 14.80 | 11 | 17.20 | 10 | 43.10 | 10 | 309.00 | 16 |
| 1968 | 4.90 | 9 | 5.20 | 8 | 5.46 | 6 | 5.74 | 6 | 5.87 | 5 | 6.85 | 5 | 8.03 | 5 | 10.40 | 5 | 22.50 | 5 | 286.00 | 14 |
| 1969 | 11.00 | 15 | 11.30 | 15 | 11.60 | 15 | 12.40 | 14 | 12.90 | 14 | 14.60 | 13 | 22.10 | 13 | 34.80 | 12 | 83.00 | 14 | 259.00 | 12 |
| 1970 | 7.30 | 14 | 7.70 | 14 | 9.67 | 14 | 14.00 | 15 | 28.90 | 19 | 80.80 | 19 | 128.00 | 19 | 131.00 | 19 | 161.00 | 17 | 295.00 | 15 |
| 1971 | 6.50 | 13 | 6.87 | 13 | 7.93 | 13 | 8.00 | 13 | 9.51 | 13 | 11.10 | 10 | 12.80 | 10 | 14.80 | 7 | 32.50 | 6 | 228.00 | 8 |

MISSISSINEWA RIVER NEAR EATON, IND.(Continued)

HIGHEST MEAN DISCHARGE, IN CFS, AND RANKING, FOR THE FOLLOWING NUMBER OF CONSECUTIVE DAYS IN YEAR ENDING SEPTEMBER 30

| YEAR | 1 | | 3 | | 7 | | 15 | | 30 | | 60 | | 90 | | 120 | | 183 | | ANNUAL | |
|---|---|---|---|---|---|---|---|---|---|---|---|---|---|---|---|---|---|---|---|---|
| 1953 | 4100.0 | 14 | 3090.0 | 13 | 2000.0 | 15 | 1390.0 | 12 | 824.0 | 14 | 543.0 | 17 | 580.0 | 12 | 508.0 | 12 | 440.0 | 10 | 243.0 | 12 |
| 1954 | 1480.0 | 19 | 1140.0 | 19 | 640.0 | 19 | 427.0 | 19 | 395.0 | 18 | 270.0 | 18 | 214.0 | 19 | 177.0 | 19 | 129.0 | 19 | 68.7 | 19 |
| 1955 | 3710.0 | 15 | 2940.0 | 16 | 1770.0 | 17 | 1270.0 | 14 | 698.0 | 17 | 557.0 | 16 | 572.0 | 13 | 491.0 | 15 | 356.0 | 14 | 224.0 | 13 |
| 1956 | 5240.0 | 8 | 3750.0 | 9 | 1980.0 | 16 | 1060.0 | 17 | 797.0 | 15 | 688.0 | 12 | 546.0 | 14 | 493.0 | 14 | 433.0 | 11 | 317.0 | 6 |
| 1957 | 11200.0 | 3 | 6150.0 | 5 | 3660.0 | 4 | 2250.0 | 5 | 1620.0 | 3 | 1230.0 | 4 | 1200.0 | 1 | 1030.0 | 1 | 824.0 | 1 | 439.0 | 2 |
| 1958 | 15600.0 | 1 | 10900.0 | 1 | 8440.0 | 1 | 4930.0 | 1 | 2650.0 | 1 | 1500.0 | 1 | 1100.0 | 2 | 895.0 | 2 | 694.0 | 2 | 480.0 | 1 |
| 1959 | 11600.0 | 2 | 6790.0 | 3 | 3400.0 | 6 | 1900.0 | 7 | 1580.0 | 4 | 1070.0 | 5 | 827.0 | 5 | 775.0 | 3 | 587.0 | 5 | 318.0 | 5 |
| 1960 | 3600.0 | 17 | 2590.0 | 17 | 2130.0 | 11 | 1180.0 | 16 | 955.0 | 13 | 584.0 | 15 | 487.0 | 17 | 443.0 | 17 | 326.0 | 17 | 186.0 | 15 |
| 1961 | 4410.0 | 12 | 3120.0 | 12 | 2340.0 | 10 | 1940.0 | 6 | 1500.0 | 6 | 1270.0 | 3 | 958.0 | 3 | 774.0 | 4 | 611.0 | 4 | 331.0 | 4 |
| 1962 | 8380.0 | 5 | 5710.0 | 7 | 2730.0 | 8 | 1650.0 | 9 | 1100.0 | 8 | 848.0 | 7 | 749.0 | 6 | 593.0 | 8 | 479.0 | 8 | 306.0 | 8 |
| 1963 | 8000.0 | 6 | 6170.0 | 4 | 3440.0 | 5 | 2280.0 | 3 | 1580.0 | 5 | 929.0 | 6 | 649.0 | 10 | 502.0 | 13 | 347.0 | 15 | 186.0 | 16 |
| 1964 | 10500.0 | 4 | 7830.0 | 2 | 4380.0 | 2 | 2510.0 | 2 | 1740.0 | 2 | 1360.0 | 2 | 936.0 | 4 | 733.0 | 6 | 492.0 | 7 | 251.0 | 11 |
| 1965 | 4240.0 | 13 | 3080.0 | 14 | 2090.0 | 13 | 1330.0 | 13 | 979.0 | 12 | 805.0 | 10 | 696.0 | 9 | 553.0 | 9 | 379.0 | 13 | 196.0 | 14 |
| 1966 | 1820.0 | 18 | 1530.0 | 18 | 923.0 | 18 | 498.0 | 18 | 364.0 | 19 | 264.0 | 19 | 229.0 | 18 | 210.0 | 18 | 189.0 | 18 | 116.0 | 18 |
| 1967 | 6580.0 | 7 | 5970.0 | 6 | 4240.0 | 3 | 2270.0 | 4 | 1280.0 | 7 | 807.0 | 8 | 702.0 | 7 | 744.0 | 5 | 654.0 | 3 | 350.0 | 3 |
| 1968 | 4590.0 | 10 | 4080.0 | 8 | 3180.0 | 7 | 1720.0 | 8 | 1090.0 | 9 | 805.0 | 9 | 696.0 | 8 | 607.0 | 7 | 542.0 | 6 | 312.0 | 7 |
| 1969 | 4510.0 | 11 | 3660.0 | 11 | 2110.0 | 12 | 1560.0 | 11 | 992.0 | 11 | 678.0 | 13 | 521.0 | 15 | 526.0 | 11 | 449.0 | 9 | 285.0 | 9 |
| 1970 | 5040.0 | 9 | 3710.0 | 10 | 2070.0 | 14 | 1190.0 | 15 | 771.0 | 16 | 612.0 | 14 | 646.0 | 11 | 528.0 | 10 | 429.0 | 12 | 256.0 | 10 |
| 1971 | 3610.0 | 16 | 3070.0 | 15 | 2650.0 | 9 | 1620.0 | 10 | 1080.0 | 10 | 721.0 | 11 | 508.0 | 16 | 451.0 | 16 | 329.0 | 16 | 182.0 | 17 |

STATISTICS ON NORMAL MONTHLY MEANS(ALL DAYS)

| OCT | NOV | DEC | JAN | FEB | MARCH | APRIL | MAY | JUNE | JULY | AUG | SEPT |
|---|---|---|---|---|---|---|---|---|---|---|---|
| BY ROWS(MEAN,VARIANCE,STANDARD DEVIATION, SKEWNESS, COEFF. OF VARIATION,PERCENTAGE OF AVERAGE FLOW) | | | | | | | | | | | |
| 0.5901E+02 | 0.1301E+03 | 0.2692E+03 | 0.3446E+03 | 0.4290E+03 | 0.5649E+03 | 0.5429E+03 | 0.2987E+03 | 0.3152E+03 | 0.1292E+03 | 0.7162E+02 | 0.4582E+02 |
| 0.6582E+04 | 0.3490E+05 | 0.1430E+06 | 0.1036E+06 | 0.7963E+05 | 0.1619E+06 | 0.2407E+06 | 0.5057E+05 | 0.3791E+06 | 0.3954E+05 | 0.1581E+05 | 0.4205E+04 |
| 0.8113E+02 | 0.1868E+03 | 0.3782E+03 | 0.3218E+03 | 0.2822E+03 | 0.4024E+03 | 0.4906E+03 | 0.2249E+03 | 0.6157E+03 | 0.1988E+03 | 0.1257E+03 | 0.6485E+02 |
| 0.2171E+01 | 0.2796E+01 | 0.1762E+01 | 0.1098E+01 | 0.7119E+00 | 0.1084E+01 | 0.1400E+01 | 0.1130E+01 | 0.3380E+01 | 0.2726E+01 | 0.2838E+01 | 0.2014E+01 |
| 0.1375E+01 | 0.1436E+01 | 0.1405E+01 | 0.9340E+00 | 0.6579E+00 | 0.7124E+00 | 0.9037E+00 | 0.7529E+00 | 0.1953E+01 | 0.1539E+01 | 0.1755E+01 | 0.1415E+01 |
| 0.1844E+01 | 0.4065E+01 | 0.8412E+01 | 0.1077E+02 | 0.1340E+02 | 0.1765E+02 | 0.1697E+02 | 0.9333E+01 | 0.9850E+01 | 0.4038E+01 | 0.2238E+01 | 0.1432E+01 |

STATISTICS ON NORMAL ANNUAL MEANS(ALL DAYS)

| MEAN | VARIANCE | STANDARD DEVIATION | SKEWNESS | COEFF. OF VARIATION | SERIAL CORR |
|---|---|---|---|---|---|
| 0.2656E+03 | 0.1029E+05 | 0.1014E+03 | 0.2035E+00 | 0.3820E+00 | 0.3473E+00 |

STATISTICS ON LOG MONTHLY MEANS(ALL DAYS)

| OCT | NOV | DEC | JAN | FEB | MARCH | APRIL | MAY | JUNE | JULY | AUG | SEPT |
|---|---|---|---|---|---|---|---|---|---|---|---|
| BY ROWS(MEAN,VARIANCE,STANDARD DEVIATION, SKEWNESS, COEFF. OF VARIATION,PERCENTAGE OF AVERAGE FLOW) | | | | | | | | | | | |
| 0.1420E+01 | 0.1754E+01 | 0.2008E+01 | 0.2278E+01 | 0.2486E+01 | 0.2647E+01 | 0.2567E+01 | 0.2356E+01 | 0.2105E+01 | 0.1792E+01 | 0.1457E+01 | 0.1305E+01 |
| 0.3241E+00 | 0.3649E+00 | 0.4463E+00 | 0.3251E+00 | 0.2068E+00 | 0.9934E-01 | 0.1668E+00 | 0.1140E+00 | 0.2759E+00 | 0.2645E+00 | 0.3083E+00 | 0.3196E+00 |
| 0.5693E+00 | 0.6041E+00 | 0.6681E+00 | 0.5702E+00 | 0.4548E+00 | 0.3152E+00 | 0.4084E+00 | 0.3376E+00 | 0.5252E+00 | 0.5143E+00 | 0.5553E+00 | 0.5653E+00 |
| 0.4130E+00 | 0.7320E-01 | 0.1887E-01 | -0.6690E+00 | -0.1591E+01 | 0.2632E-01 | -0.1177E+00 | 0.4300E-01 | 0.1117E+01 | 0.5542E+00 | 0.8768E+00 | 0.4925E+00 |
| 0.4008E+00 | 0.3444E+00 | 0.3327E+00 | 0.2502E+00 | 0.1830E+00 | 0.1191E+00 | 0.1591E+00 | 0.1433E+00 | 0.2496E+00 | 0.2869E+00 | 0.3811E+00 | 0.4332E+00 |
| 0.5875E+01 | 0.7254E+01 | 0.8306E+01 | 0.9424E+01 | 0.1028E+02 | 0.1095E+02 | 0.1062E+02 | 0.9746E+01 | 0.8705E+01 | 0.7414E+01 | 0.6027E+01 | 0.5397E+01 |

STATISTICS ON LOG ANNUAL MEANS(ALL DAYS)

| MEAN | VARIANCE | STANDARD DEVIATION | SKEWNESS | COEFF. OF VARIATION | SERIAL CORR |
|---|---|---|---|---|---|
| 0.2387E+01 | 0.3931E-01 | 0.1983E+00 | -0.1221E+01 | 0.8305E-01 | 0.1805E+00 |

ANNUAL PEAKS

| | |
|---|---|
| 1952 | 7330 |
| 1953 | 5240 |
| 1954 | 1660 |
| 1955 | 4400 |
| 1956 | 5790 |
| 1957 | 14800 |
| 1958 | 19400 |
| 1959 | 12800 |
| 1960 | 4080 |
| 1961 | 4850 |
| 1962 | 9540 |
| 1963 | 9500 |
| 1964 | 12200 |
| 1965 | 4480 |
| 1966 | 2140 |
| 1967 | 6710 |
| 1968 | 5050 |
| 1969 | 4880 |
| 1970 | 5930 |
| 1971 | 4320 |

## 03326070 Big Lick Creek near Hartford City, Ind.

LOCATION.--Lat 40°25'20", long 85°21'04", in SE¼SE¼ sec.23, T.23 N., R.10 E., Blackford County, on right bank, 6 ft (2 m) downstream from bridge on County Road 100 East and 2.0 miles (3.2 km) southeast of Hartford City.

DRAINAGE AREA.--29.2 mi² (75.6 km²).

DURATION TABLE OF DAILY DISCHARGE FOR YEAR ENDING SEPTEMBER 30

| CLASS | 0 | 1 | 2 | 3 | 4 | 5 | 6 | 7 | 8 | 9 | 10 | 11 | 12 | 13 | 14 | 15 | 16 | 17 | 18 | 19 | 20 | 21 | 22 | 23 | 24 | 25 | 26 | 27 | 28 | 29 | 30 | 31 | 32 | 33 | 34 |
|---|---|---|---|---|---|---|---|---|---|---|---|---|---|---|---|---|---|---|---|---|---|---|---|---|---|---|---|---|---|---|---|---|---|---|---|
| YEAR | NUMBER OF DAYS IN CLASS | | | | | | | | | | | | | | | | | | | | | | | | | | | | | | | | | | CFS_DAYS |
| 1972 | | | 1 | | 9 | 9 | 16 | 10 | 9 | 19 | 15 | 26 | 23 | 18 | 7 | 4 | 15 | 23 | 23 | 20 | 19 | 15 | 20 | 18 | 10 | 5 | 8 | 5 | 5 | 4 | 6 | | 1 | 3 | | 11803.5 |
| 1973 | | | | | | | | | 5 | 16 | 13 | 8 | 14 | 22 | 25 | 33 | 34 | 20 | 20 | 20 | 21 | 18 | 25 | 19 | 8 | 5 | 8 | 13 | 6 | 2 | 2 | 3 | 2 | 2 | 1 | 13529.3 |

| CLASS | CFS | TOTAL | ACCUM | PERCT | CLASS | CFS | TOTAL | ACCUM | PERCT | CLASS | CFS | TOTAL | ACCUM | PERCT | CLASS | CFS | TOTAL | ACCUM | PERCT |
|---|---|---|---|---|---|---|---|---|---|---|---|---|---|---|---|---|---|---|---|
| 0 | 0.00 | 0 | 731 | 100.0 | 9 | 2.20 | 35 | 672 | 91.9 | 18 | 16.0 | 43 | 337 | 46.1 | 27 | 110 | 18 | 55 | 7.5 |
| 1 | 0.30 | 0 | 731 | 100.0 | 10 | 2.70 | 28 | 637 | 87.1 | 19 | 19.0 | 40 | 294 | 40.2 | 28 | 140 | 11 | 37 | 5.0 |
| 2 | 0.50 | 1 | 731 | 100.0 | 11 | 3.40 | 34 | 609 | 83.3 | 20 | 24.0 | 40 | 254 | 34.7 | 29 | 170 | 6 | 26 | 3.5 |
| 3 | 0.60 | 0 | 730 | 99.9 | 12 | 4.20 | 37 | 575 | 78.7 | 21 | 30.0 | 33 | 214 | 29.3 | 30 | 210 | 8 | 20 | 2.7 |
| 4 | 0.70 | 9 | 730 | 99.9 | 13 | 5.20 | 40 | 538 | 73.6 | 22 | 37.0 | 45 | 181 | 24.8 | 31 | 270 | 3 | 12 | 1.6 |
| 5 | 0.90 | 9 | 721 | 98.6 | 14 | 6.50 | 32 | 498 | 68.1 | 23 | 47.0 | 37 | 136 | 18.6 | 32 | 330 | 3 | 9 | 1.2 |
| 6 | 1.10 | 16 | 712 | 97.4 | 15 | 8.10 | 37 | 466 | 63.7 | 24 | 58.0 | 18 | 99 | 13.5 | 33 | 410 | 5 | 6 | .8 |
| 7 | 1.40 | 10 | 696 | 95.2 | 16 | 10.00 | 49 | 429 | 58.7 | 25 | 72.0 | 10 | 81 | 11.1 | 34 | 520 | 1 | 1 | .1 |
| 8 | 1.80 | 14 | 686 | 93.8 | 17 | 13.00 | 43 | 380 | 52.0 | 26 | 90.0 | 16 | 71 | 9.7 | | | | | |

LOWEST MEAN DISCHARGE, IN CFS, AND RANKING, FOR THE FOLLOWING NUMBER OF CONSECUTIVE DAYS IN YEAR ENDING MARCH 31

| YEAR | 1 | | 3 | | 7 | | 14 | | 30 | | 60 | | 90 | | 120 | | 183 | | ANNUAL | |
|---|---|---|---|---|---|---|---|---|---|---|---|---|---|---|---|---|---|---|---|---|
| 1973 | 1.20 | 1 | 1.30 | 1 | 1.37 | 1 | 1.81 | 1 | 2.58 | 1 | 10.60 | 1 | 16.30 | 1 | 18.00 | 1 | 25.90 | 1 | 46.90 | 1 |

HIGHEST MEAN DISCHARGE, IN CFS, AND RANKING, FOR THE FOLLOWING NUMBER OF CONSECUTIVE DAYS IN YEAR ENDING SEPTEMBER 30

| YEAR | 1 | | 3 | | 7 | | 15 | | 30 | | 60 | | 90 | | 120 | | 183 | | ANNUAL | |
|---|---|---|---|---|---|---|---|---|---|---|---|---|---|---|---|---|---|---|---|---|
| 1972 | 515.0 | 2 | 383.0 | 1 | 227.0 | 1 | 149.0 | 1 | 116.0 | 1 | 79.7 | 1 | 61.8 | 1 | 52.3 | 2 | 44.8 | 2 | 32.3 | 2 |
| 1973 | 542.0 | 1 | 289.0 | 2 | 145.0 | 2 | 136.0 | 2 | 104.0 | 2 | 75.9 | 2 | 59.9 | 2 | 54.4 | 1 | 57.0 | 1 | 37.1 | 1 |

STATISTICS ON NORMAL MONTHLY MEANS(ALL DAYS)

| OCT | NOV | DEC | JAN | FEB | MARCH | APRIL | MAY | JUNE | JULY | AUG | SEPT |
|---|---|---|---|---|---|---|---|---|---|---|---|
| BY ROWS(MEAN,VARIANCE,STANDARD DEVIATION, SKEWNESS, COEFF. OF VARIATION,PERCENTAGE OF AVERAGE FLOW) | | | | | | | | | | | |
| 0.1050E+02 | 0.4440E+02 | 0.5562E+02 | 0.2851E+02 | 0.1422E+02 | 0.7122E+02 | 0.7948E+02 | 0.1864E+02 | 0.3265E+02 | 0.1561E+02 | 0.1602E+02 | 0.2896E+02 |
| 0.5551E+02 | 0.3669E+04 | 0.1310E+03 | 0.7693E+01 | 0.1125E+03 | 0.1227E+04 | 0.2167E+04 | 0.6046E+02 | 0.1690E+03 | 0.1501E+03 | 0.3496E+02 | 0.1351E+04 |
| 0.9773E+01 | 0.6057E+02 | 0.1144E+02 | 0.2774E+01 | 0.1061E+02 | 0.3503E+02 | 0.4655E+02 | 0.7776E+01 | 0.1300E+02 | 0.1225E+02 | 0.5912E+01 | 0.3676E+02 |
| ***** | ***** | ***** | ***** | ***** | ***** | ***** | ***** | ***** | ***** | ***** | ***** |
| 0.9306E+00 | 0.1364E+01 | 0.2058E+00 | 0.9729E-01 | 0.7459E+00 | 0.4919E+00 | 0.5857E+00 | 0.4172E+00 | 0.3982E+00 | 0.7852E+00 | 0.3690E+00 | 0.1269E+01 |
| 0.2526E+01 | 0.1068E+02 | 0.1337E+02 | 0.6856E+01 | 0.3420E+01 | 0.1713E+02 | 0.1911E+02 | 0.4483E+01 | 0.7852E+01 | 0.3753E+01 | 0.3853E+01 | 0.6965E+01 |

STATISTICS ON NORMAL ANNUAL MEANS(ALL DAYS)

| MEAN | VARIANCE | STANDARD DEVIATION | SKEWNESS | COEFF. OF VARIATION | SERIAL CORR |
|---|---|---|---|---|---|
| 0.3466E+02 | 0.1160E+02 | 0.3406E+01 | 0.1000E+41 | 0.9827E-01 | 0.1000E+51 |

STATISTICS ON LOG MONTHLY MEANS(ALL DAYS)

| OCT | NOV | DEC | JAN | FEB | MARCH | APRIL | MAY | JUNE | JULY | AUG | SEPT |
|---|---|---|---|---|---|---|---|---|---|---|---|
| BY ROWS(MEAN,VARIANCE,STANDARD DEVIATION, SKEWNESS, COEFF. OF VARIATION,PERCENTAGE OF AVERAGE FLOW) | | | | | | | | | | | |
| 0.8981E+00 | 0.1068E+01 | 0.1741E+01 | 0.1454E+01 | 0.1082E+01 | 0.1825E+01 | 0.1859E+01 | 0.1251E+01 | 0.1496E+01 | 0.1113E+01 | 0.1189E+01 | 0.1107E+01 |
| 0.2350E+00 | 0.1523E+01 | 0.8100E-02 | 0.1791E-02 | 0.1298E+00 | 0.4969E-01 | 0.7323E-01 | 0.3486E-01 | 0.3158E-01 | 0.1478E+00 | 0.2691E-01 | 0.8024E+00 |
| 0.4848E+00 | 0.1234E+01 | 0.9000E-01 | 0.4232E-01 | 0.3603E+00 | 0.2229E+00 | 0.2706E+00 | 0.1867E+00 | 0.1777E+00 | 0.3844E+00 | 0.1640E+00 | 0.8957E+00 |
| ***** | ***** | ***** | ***** | ***** | ***** | ***** | ***** | ***** | ***** | ***** | ***** |
| 0.5398E+00 | 0.1155E+01 | 0.5171E-01 | 0.2911E-01 | 0.3329E+00 | 0.1222E+00 | 0.1455E+00 | 0.1493E+00 | 0.1188E+00 | 0.3453E+00 | 0.1379E+00 | 0.8094E+00 |
| 0.5584E+01 | 0.6641E+01 | 0.1082E+02 | 0.9040E+01 | 0.6729E+01 | 0.1135E+02 | 0.1156E+02 | 0.7776E+01 | 0.9302E+01 | 0.6922E+01 | 0.7396E+01 | 0.6881E+01 |

STATISTICS ON LOG ANNUAL MEANS(ALL DAYS)

| MEAN | VARIANCE | STANDARD DEVIATION | SKEWNESS | COEFF. OF VARIATION | SERIAL CORR |
|---|---|---|---|---|---|
| 0.1539E+01 | 0.1827E-02 | 0.4275E-01 | 0.1000E+41 | 0.2778E-01 | 0.1000E+51 |

ANNUAL PEAKS

| | |
|---|---|
| 1971 | 24 |
| 1972 | 670 |
| 1973 | 667 |

## 03326500 Mississinewa River at Marion, Ind.

LOCATION.--Lat 40°34'34", long 85°39'34", in SE¼NE¼ sec.31, T.25 N., R.8 E., Grant County, on left bank 12 ft (4 m) downstream from Highland Avenue bridge in Marion, 1 mile (2 km) upstream from Hummels Creek, and 4 miles (6 km) downstream from Lugar Creek.

DRAINAGE AREA.--682 mi² (1,766 km²).

REMARKS.--Flow periodically regulated by dam above station.

DURATION TABLE OF DAILY DISCHARGE FOR YEAR ENDING SEPTEMBER 30

| CLASS | 0 | 1 | 2 | 3 | 4 | 5 | 6 | 7 | 8 | 9 | 10 | 11 | 12 | 13 | 14 | 15 | 16 | 17 | 18 | 19 | 20 | 21 | 22 | 23 | 24 | 25 | 26 | 27 | 28 | 29 | 30 | 31 | 32 | 33 | 34 | |
|---|---|---|---|---|---|---|---|---|---|---|---|---|---|---|---|---|---|---|---|---|---|---|---|---|---|---|---|---|---|---|---|---|---|---|---|---|
| YEAR | NUMBER OF DAYS IN CLASS | | | | | | | | | | | | | | | | | | | | | | | | | | | | | | | | | | | CFS_DAYS |
| 1924 | | | | | | 2 | | 3 | 2 | 1 | 3 | 6 | 23 | 14 | 21 | 23 | 15 | 22 | 27 | 52 | 23 | 21 | 34 | 17 | 13 | 11 | 6 | 6 | 6 | 5 | 6 | | 4 | | | 378593.0 |
| 1925 | | | | | | | | 11 | 2 | 8 | 39 | 34 | 26 | 20 | 40 | 39 | 19 | 27 | 16 | 25 | 15 | 8 | 10 | 7 | 5 | 2 | 3 | 3 | | 1 | 2 | 1 | 1 | 1 | | 177059.0 |
| 1926 | | | | | | | | 4 | 2 | 4 | 8 | 2 | 8 | 11 | 31 | 32 | 31 | 23 | 32 | 42 | 15 | 18 | 19 | 16 | 9 | 12 | 13 | 13 | 5 | 4 | 4 | 5 | 2 | | | 404577.0 |
| 1927 | | | | | | | | | | | 3 | 12 | 29 | 11 | 19 | 11 | 25 | 34 | 34 | 26 | 35 | 21 | 24 | 20 | 10 | 11 | 11 | 7 | 8 | 4 | 3 | 2 | 1 | 3 | 1 | 425759.0 |
| 1928 | | | | | | | | | 46 | 1 | 1 | 1 | 9 | 7 | 17 | 47 | 29 | 33 | 31 | 44 | 27 | 13 | 7 | 13 | 6 | 10 | 9 | 5 | 2 | 3 | 5 | | | | | 248914.0 |
| 1929 | | | | | | | 19 | | 45 | 1 | 22 | 4 | 44 | 6 | 16 | 35 | 4 | 7 | 12 | 32 | 26 | 15 | 20 | 13 | 12 | 4 | 9 | 8 | 6 | 1 | 3 | 1 | | | | 249593.0 |
| 1931 | | | | | | | | | 2 | 4 | 69 | 83 | 36 | 24 | 32 | 24 | 15 | 14 | 9 | 13 | 19 | 6 | 5 | 3 | 2 | 3 | 2 | | | | | | | | | 74494.0 |
| 1932 | | | | | | | | | 3 | 23 | 21 | 19 | 23 | 21 | 31 | 15 | 26 | 27 | 22 | 29 | 37 | 12 | 13 | 8 | 10 | 5 | 8 | 8 | 3 | 1 | 1 | | | | | 208364.0 |
| 1933 | | | | | | | | | | | 7 | 34 | 29 | 23 | 27 | 20 | 22 | 25 | 19 | 30 | 27 | 20 | 15 | 12 | 11 | 11 | 7 | 5 | 6 | 5 | 4 | 1 | 2 | 2 | 1 | 374479.0 |
| 1934 | | | | | | | | 3 | 6 | 19 | 29 | 33 | 36 | 61 | 54 | 24 | 16 | 25 | 16 | 10 | 14 | 4 | 3 | 4 | 2 | | 3 | 3 | | | | | | | | 82573.0 |
| 1935 | | | | | | 1 | | | 2 | 18 | 69 | 45 | 26 | 28 | 39 | 26 | 23 | 20 | 12 | 12 | 10 | 7 | 10 | 4 | 3 | 4 | 1 | 1 | 2 | 1 | 1 | | | | | 106015.6 |
| 1936 | | | | | | | | 3 | 2 | 22 | 26 | 72 | 50 | 30 | 27 | 27 | 14 | 15 | 15 | 12 | 14 | 8 | 8 | 4 | 2 | 2 | 5 | 3 | 1 | 2 | | 1 | 1 | | | 103349.0 |
| 1937 | | | | | | | | | | | | 2 | 20 | 30 | 40 | 37 | 25 | 20 | 28 | 23 | 26 | 20 | 18 | 13 | 11 | 7 | 12 | 8 | 12 | 7 | 3 | | 1 | 1 | 1 | | 297641.0 |
| 1938 | | | | | | | | | | | | | 2 | 21 | 41 | 58 | 32 | 19 | 30 | 27 | 19 | 16 | 17 | 14 | 19 | 8 | 10 | 6 | 8 | 6 | 3 | 3 | 4 | 2 | | | 324300.0 |
| 1939 | | | | | | | | | | 1 | 22 | 5 | 49 | 47 | 24 | 34 | 27 | 28 | 24 | 18 | 18 | 12 | 14 | 8 | 2 | 5 | 8 | 6 | 5 | 2 | 2 | 1 | 1 | 2 | | 201851.0 |
| 1940 | | | | | | | | 2 | 16 | 30 | 20 | 70 | 49 | 17 | 10 | 35 | 22 | 21 | 11 | 8 | 9 | 9 | 7 | 7 | 8 | 3 | 2 | 3 | | 1 | 3 | 1 | | | | 105638.0 |
| 1941 | | 1 | 1 | 2 | 3 | 5 | 2 | 7 | 26 | 44 | 56 | 63 | 43 | 29 | 35 | 11 | 10 | 8 | 6 | 3 | 2 | 3 | 1 | 1 | | 3 | | | | | | | | | | 38858.4 |
| 1942 | | | | | | | | 2 | 3 | 5 | 31 | 58 | 29 | 28 | 32 | 32 | 31 | 21 | 24 | 19 | 6 | 6 | 6 | 6 | 6 | 6 | 3 | 4 | 3 | 4 | | | | | | 153648.0 |
| 1943 | | | | | | | | | | | 10 | 29 | 16 | 28 | 27 | 19 | 40 | 43 | 33 | 25 | 17 | 19 | 10 | 12 | 5 | 10 | 5 | 6 | 3 | 2 | 1 | 2 | 1 | 2 | | 272773.0 |
| 1944 | | 1 | 1 | 1 | 1 | 1 | 1 | 3 | 11 | 18 | 40 | 90 | 39 | 15 | 16 | 16 | 5 | 6 | 14 | 16 | 15 | 13 | 7 | 12 | 5 | 7 | 1 | 4 | 2 | 2 | | 2 | 1 | | | 166045.0 |
| 1945 | | | | | | 1 | 1 | 3 | 6 | 37 | 67 | 50 | 6 | 13 | 15 | 17 | 10 | 19 | 20 | 21 | 20 | 11 | 8 | 10 | 8 | 3 | 5 | 4 | 5 | 4 | 1 | | | | | 187758.0 |
| 1946 | | | | | | | | | | 10 | 20 | 11 | 10 | 30 | 40 | 43 | 38 | 22 | 18 | 26 | 15 | 13 | 19 | 14 | 8 | 9 | 5 | 10 | 3 | 1 | | | | | | 206886.0 |
| 1947 | | | | | | | | | | 16 | 5 | 34 | 18 | 26 | 47 | 26 | 25 | 20 | 21 | 14 | 13 | 26 | 10 | 14 | 17 | 12 | 6 | 5 | 4 | 6 | | | | | | 240112.0 |
| 1948 | | | | | | 1 | | | 1 | 1 | 16 | 21 | 22 | 9 | 58 | 39 | 34 | 35 | 20 | 18 | 17 | 13 | 7 | 13 | 5 | 7 | 4 | 6 | 4 | 5 | 8 | 2 | | | | 281490.6 |
| 1949 | | | 1 | | 1 | 1 | | 1 | | | 18 | 44 | 19 | 10 | 18 | 23 | 20 | 26 | 34 | 35 | 16 | 21 | 14 | 21 | 10 | 5 | 6 | 7 | 5 | 4 | 4 | 1 | | | | 272894.8 |
| 1950 | | | | | | | | | | | 1 | 23 | 40 | 21 | 26 | 27 | 23 | 21 | 21 | 29 | 11 | 23 | 20 | 21 | 7 | 11 | 7 | 7 | 7 | 7 | 5 | 3 | 4 | | | 399148.0 |
| 1951 | | | | 1 | 1 | | 2 | | | | 5 | 33 | 16 | 16 | 40 | 20 | 31 | 22 | 21 | 22 | 22 | 18 | 15 | 18 | 14 | 14 | 12 | 12 | 4 | 2 | 3 | 1 | | | | 301385.4 |
| 1952 | | | | | | | | | | | 23 | 44 | 32 | 13 | 30 | 18 | 12 | 18 | 24 | 27 | 19 | 16 | 16 | 17 | 16 | 15 | 9 | 4 | 7 | 1 | 4 | 1 | | | | 282302.0 |
| 1953 | | | | 1 | 1 | | | 1 | 1 | 2 | 6 | 25 | 41 | 16 | 25 | 18 | 16 | 27 | 32 | 34 | 22 | 20 | 14 | 19 | 16 | 8 | 6 | 6 | 4 | 3 | 1 | | | | | 187488.3 |
| 1954 | | | | | | | | | | 20 | 15 | 81 | 75 | 28 | 12 | 28 | 19 | 15 | 20 | 12 | 11 | 11 | 4 | 5 | 2 | 4 | 3 | | | | | | | | | 64062.0 |
| 1955 | | 1 | | | | | | | 1 | 3 | 1 | 15 | 15 | 26 | 34 | 64 | 28 | 15 | 21 | 22 | 23 | 19 | 16 | 20 | 11 | 13 | 5 | 4 | 5 | 1 | 1 | 1 | | | | 182013.0 |
| 1956 | | | | | | | | | | 11 | 13 | 13 | 17 | 10 | 42 | 36 | 26 | 33 | 28 | 23 | 27 | 17 | 17 | 17 | 7 | 9 | 8 | 6 | 5 | 1 | | | | | | 220125.0 |
| 1957 | | | | 1 | | | | | 6 | 14 | 26 | 37 | 21 | 23 | 26 | 11 | 24 | 34 | 23 | 23 | 11 | 8 | 12 | 10 | 9 | 11 | 11 | 5 | 8 | 6 | 1 | 2 | 2 | | | 305839.7 |
| 1958 | | | | | | | 1 | | | | 12 | 4 | 9 | 42 | 22 | 39 | 46 | 42 | 30 | 27 | 21 | 11 | 16 | 5 | 7 | 7 | 8 | 5 | 2 | 2 | 2 | 3 | 1 | 1 | | 353176.0 |
| 1959 | | | | | | | | | | | 2 | 36 | 35 | 35 | 34 | 37 | 10 | 21 | 22 | 19 | 20 | 18 | 16 | 18 | 13 | 5 | 10 | 2 | 4 | 2 | | 5 | 1 | | | 268502.0 |
| 1960 | | | | | | | | | | 1 | 11 | 20 | 30 | 32 | 50 | 38 | 30 | 39 | 26 | 19 | 16 | 12 | 9 | 9 | 4 | 5 | 4 | 7 | 2 | 2 | | | | | | 165715.0 |
| 1961 | | | | | | | | | 1 | | 16 | 104 | 21 | 12 | 26 | 28 | 15 | 21 | 21 | 12 | 12 | 4 | 12 | 8 | 6 | 10 | 11 | 11 | 8 | 5 | 1 | | | | | 250026.0 |
| 1962 | | | | | | | 1 | 2 | | | 2 | 10 | 36 | 12 | 30 | 53 | 40 | 32 | 37 | 25 | 14 | 15 | 13 | 8 | 7 | 5 | 4 | 6 | 4 | 4 | 1 | 2 | 2 | | | 257008.0 |
| 1963 | | | | | | 2 | | 1 | 4 | 29 | 8 | 27 | 63 | 61 | 37 | 21 | 24 | 16 | 13 | 12 | 6 | 9 | 3 | 6 | 3 | 4 | 9 | 2 | 2 | | 1 | 1 | 1 | | | 145601.0 |
| 1964 | | | | | | | | | | | 27 | 94 | 71 | 19 | 11 | 29 | 12 | 9 | 8 | 11 | 11 | 7 | 13 | 5 | 6 | 7 | 1 | 4 | 7 | 3 | 4 | 3 | 2 | 1 | 1 | 219360.0 |
| 1965 | | | | | | | | | | | 24 | 49 | 66 | 36 | 34 | 25 | 22 | 13 | 10 | 17 | 10 | 15 | 5 | 7 | 5 | 3 | 2 | 5 | 7 | 9 | 1 | | | | | 153473.0 |
| 1966 | | | | | | | | 1 | 1 | 7 | 29 | 23 | 13 | 47 | 52 | 58 | 25 | 18 | 22 | 18 | 15 | 13 | 5 | 7 | 4 | 3 | 2 | 2 | | | | | | | | 81593.0 |
| 1967 | | | 1 | 1 | 2 | | | | | 7 | 56 | 52 | 12 | 11 | 24 | 24 | 31 | 19 | 17 | 18 | 16 | 15 | 9 | 11 | 7 | 7 | 9 | 8 | 2 | 1 | 2 | 3 | | | | 228465.3 |
| 1968 | | | 3 | 1 | | | | 1 | | 1 | 7 | 7 | 42 | 19 | 16 | 43 | 50 | 30 | 26 | 18 | 17 | 7 | 15 | 13 | 11 | 5 | 4 | 14 | 8 | 2 | 3 | 2 | 1 | | | 225417.2 |
| 1969 | | 2 | 1 | 1 | | | | | 1 | 1 | 14 | 37 | 14 | 15 | 26 | 33 | 30 | 44 | 39 | 21 | 21 | 16 | 7 | 12 | 7 | 7 | 2 | 5 | 6 | 1 | 2 | | | | | 200694.8 |
| 1970 | | | | | | | | | | | 15 | 17 | 11 | 10 | 55 | 33 | 32 | 38 | 36 | 19 | 23 | 15 | 11 | 14 | 12 | 8 | 5 | 4 | 6 | 1 | | | | | | 207922.0 |
| 1971 | | | | | | | | | | 1 | 28 | 36 | 26 | 37 | 61 | 40 | 27 | 25 | 18 | 16 | 8 | 9 | 8 | 6 | 4 | 6 | 2 | 3 | 2 | 1 | 1 | | | | | 133772.0 |
| 1972 | | | | | | | | | | 1 | | 28 | 42 | 16 | 18 | 26 | 30 | 24 | 33 | 28 | 26 | 15 | 12 | 22 | 13 | 6 | 6 | 6 | 7 | 3 | 4 | | | | | 270577.0 |
| 1973 | | | | | | 1 | | | | | 1 | | 3 | 13 | 33 | 9 | 18 | 30 | 43 | 28 | 21 | 33 | 26 | 37 | 16 | 15 | 12 | 12 | 6 | 5 | 3 | | | | | 376421.0 |

| CLASS | CFS | TOTAL | ACCUM | PERCT | CLASS | CFS | TOTAL | ACCUM | PERCT | CLASS | CFS | TOTAL | ACCUM | PERCT | CLASS | CFS | TOTAL | ACCUM | PERCT |
|---|---|---|---|---|---|---|---|---|---|---|---|---|---|---|---|---|---|---|---|
| 0 | 0.00 | 0 | 17898 | 100.0 | 9 | 28.00 | 451 | 17498 | 97.8 | 18 | 300.0 | 1104 | 6560 | 36.7 | 27 | 3200 | 270 | 753 | 4.2 |
| 1 | 3.40 | 5 | 17898 | 100.0 | 10 | 36.00 | 1198 | 17047 | 95.2 | 19 | 390.0 | 1058 | 5456 | 30.5 | 28 | 4200 | 188 | 483 | 2.6 |
| 2 | 4.40 | 8 | 17893 | 100.0 | 11 | 47.00 | 1695 | 15849 | 88.6 | 20 | 510.0 | 826 | 4398 | 24.6 | 29 | 5500 | 118 | 295 | 1.6 |
| 3 | 5.80 | 9 | 17885 | 99.9 | 12 | 62.00 | 1250 | 14154 | 79.1 | 21 | 660.0 | 670 | 3572 | 20.0 | 30 | 7100 | 85 | 177 | .9 |
| 4 | 7.50 | 11 | 17876 | 99.9 | 13 | 80.00 | 1086 | 12904 | 72.1 | 22 | 860.0 | 581 | 2902 | 16.2 | 31 | 9300 | 47 | 92 | .5 |
| 5 | 9.80 | 32 | 17865 | 99.8 | 14 | 100.00 | 1671 | 11818 | 66.0 | 23 | 1100.0 | 567 | 2321 | 13.0 | 32 | 12000 | 31 | 45 | .2 |
| 6 | 13.00 | 16 | 17833 | 99.6 | 15 | 140.00 | 1290 | 10147 | 56.7 | 24 | 1500.0 | 365 | 1754 | 9.8 | 33 | 16000 | 11 | 14 | .0 |
| 7 | 17.00 | 64 | 17817 | 99.5 | 16 | 180.00 | 1110 | 8857 | 49.5 | 25 | 1900.0 | 340 | 1389 | 7.8 | 34 | 20000 | 3 | 3 | .0 |
| 8 | 22.00 | 255 | 17753 | 99.2 | 17 | 230.00 | 1187 | 7747 | 43.3 | 26 | 2500.0 | 296 | 1049 | 5.9 | | | | | |

LOWEST MEAN DISCHARGE, IN CFS, AND RANKING, FOR THE FOLLOWING NUMBER OF CONSECUTIVE DAYS IN YEAR ENDING MARCH 31

| YEAR | 1 | 3 | 7 | 14 | 30 | 60 | 90 | 120 | 183 | ANNUAL |
|---|---|---|---|---|---|---|---|---|---|---|
| 1925 | 12.00 17 | 14.00 9 | 18.00 4 | 36.70 21 | 40.90 19 | 52.20 22 | 63.10 21 | 96.10 26 | 165.00 28 | 737.00 35 |
| 1926 | 18.00 25 | 18.00 15 | 18.00 5 | 20.00 3 | 38.70 18 | 59.80 27 | 134.00 36 | 126.00 32 | 171.00 30 | 542.00 20 |
| 1927 | 17.00 23 | 17.00 14 | 20.60 9 | 29.50 13 | 52.40 33 | 115.00 42 | 187.00 44 | 304.00 46 | 1130.00 48 | 1320.00 47 |
| 1928 | 43.00 42 | 43.00 36 | 49.00 39 | 55.50 39 | 65.10 38 | 92.00 36 | 137.00 37 | 158.00 36 | 294.00 40 | 977.00 43 |
| 1929 | 12.00 18 | 12.00 8 | 12.00 2 | 12.00 1 | 16.40 1 | 20.20 1 | 24.90 2 | 28.10 1 | 49.40 4 | 486.00 15 |
| 1930 | 46.00 45 | 46.00 42 | 51.30 41 | 56.00 40 | 65.20 39 | 83.40 34 | 102.00 32 | 317.00 47 | 530.00 45 | 1360.00 48 |
| 1932 | 22.00 30 | 25.70 23 | 32.10 26 | 40.70 24 | 50.20 30 | 130.00 43 | 159.00 41 | 160.00 37 | 223.00 36 | 612.00 29 |
| 1933 | 25.00 31 | 27.70 25 | 29.30 20 | 30.90 15 | 35.00 14 | 54.50 23 | 73.60 24 | 101.00 27 | 138.00 26 | 609.00 28 |
| 1934 | 39.00 39 | 43.70 37 | 48.10 37 | 52.10 37 | 54.60 35 | 72.50 32 | 87.10 29 | 114.00 31 | 218.00 35 | 666.00 32 |
| 1935 | 21.00 27 | 21.70 20 | 23.60 12 | 26.90 8 | 35.10 15 | 44.70 16 | 44.50 14 | 50.70 12 | 52.30 5 | 147.00 1 |
| 1936 | 9.60 14 | 20.90 17 | 29.90 22 | 35.80 20 | 38.00 16 | 42.20 15 | 49.40 16 | 53.90 17 | 71.10 12 | 409.00 11 |
| 1937 | 15.00 22 | 15.30 11 | 19.90 7 | 24.50 6 | 30.00 6 | 31.90 5 | 35.50 4 | 41.70 5 | 89.90 16 | 629.00 31 |
| 1938 | 45.00 44 | 45.70 41 | 51.90 42 | 96.80 48 | 99.30 47 | 134.00 44 | 139.00 38 | 146.00 34 | 230.00 37 | 711.00 33 |
| 1939 | 51.00 46 | 52.00 44 | 56.60 43 | 60.10 42 | 60.80 37 | 66.30 29 | 107.00 33 | 133.00 33 | 196.00 32 | 818.00 37 |
| 1940 | 27.00 32 | 30.00 28 | 31.60 25 | 32.00 17 | 33.90 12 | 38.20 11 | 46.90 15 | 46.90 10 | 64.30 10 | 301.00 5 |
| 1941 | 3.80 2 | 5.40 3 | 8.40 1 | 18.90 2 | 21.70 2 | 22.80 2 | 24.40 1 | 30.70 2 | 44.60 3 | 211.00 2 |
| 1942 | 7.20 11 | 14.20 10 | 22.40 10 | 24.10 5 | 28.00 5 | 29.90 4 | 36.00 5 | 42.10 6 | 53.70 7 | 300.00 4 |
| 1943 | 43.00 43 | 45.00 39 | 45.60 35 | 46.90 35 | 49.00 27 | 81.60 33 | 107.00 34 | 167.00 38 | 193.00 31 | 493.00 17 |
| 1944 | 3.80 3 | 5.13 2 | 26.20 15 | 39.90 23 | 49.50 29 | 57.40 24 | 63.50 22 | 83.30 20 | 88.90 15 | 625.00 30 |
| 1945 | 7.60 12 | 10.50 7 | 16.10 3 | 23.70 4 | 26.60 3 | 29.80 3 | 35.10 3 | 36.80 3 | 38.10 1 | 444.00 14 |
| 1946 | 10.00 15 | 20.00 16 | 27.10 18 | 46.10 33 | 51.20 32 | 107.00 39 | 160.00 42 | 234.00 41 | 256.00 38 | 723.00 34 |
| 1947 | 31.00 35 | 31.00 29 | 31.30 23 | 31.90 16 | 33.10 10 | 38.50 12 | 43.90 13 | 53.60 16 | 127.00 23 | 392.00 10 |
| 1948 | 61.00 48 | 62.00 47 | 63.40 46 | 66.60 45 | 89.50 45 | 107.00 40 | 126.00 35 | 149.00 35 | 207.00 34 | 873.00 39 |
| 1949 | 7.60 13 | 21.50 18 | 38.60 28 | 44.40 30 | 49.20 28 | 51.50 20 | 57.60 18 | 108.00 28 | 204.00 33 | 959.00 41 |
| 1950 | 5.60 6 | 8.27 4 | 27.80 19 | 41.40 27 | 46.00 23 | 59.70 26 | 90.80 30 | 109.00 29 | 144.00 27 | 961.00 42 |
| 1951 | 53.00 47 | 55.00 45 | 58.70 44 | 63.40 44 | 85.90 44 | 149.00 46 | 263.00 47 | 283.00 45 | 341.00 42 | 874.00 40 |
| 1952 | 6.40 8 | 9.13 5 | 23.10 11 | 37.10 22 | 45.90 22 | 51.70 21 | 59.60 19 | 68.90 18 | 119.00 21 | 792.00 36 |
| 1953 | 39.00 40 | 39.00 33 | 39.30 29 | 40.90 25 | 48.80 26 | 65.50 28 | 74.50 25 | 110.00 30 | 127.00 24 | 502.00 18 |
| 1954 | 5.80 7 | 9.43 6 | 20.50 8 | 28.70 10 | 34.70 13 | 36.10 8 | 38.00 7 | 42.40 7 | 57.00 8 | 294.00 3 |
| 1955 | 22.00 28 | 23.70 22 | 23.70 13 | 24.60 7 | 27.30 4 | 38.60 13 | 42.00 10 | 52.90 15 | 120.00 22 | 439.00 13 |
| 1956 | 4.00 4 | 16.70 12 | 44.00 34 | 45.50 32 | 54.40 34 | 105.00 37 | 256.00 46 | 282.00 44 | 302.00 41 | 544.00 21 |
| 1957 | 22.00 29 | 22.70 21 | 25.00 14 | 29.40 12 | 33.10 11 | 36.10 9 | 41.80 9 | 52.10 13 | 78.50 13 | 382.00 9 |
| 1958 | 6.70 9 | 27.90 26 | 42.00 32 | 46.30 34 | 72.80 42 | 107.00 38 | 141.00 39 | 222.00 40 | 604.00 47 | 1020.00 44 |
| 1959 | 14.00 21 | 71.30 48 | 85.90 48 | 91.90 47 | 93.80 46 | 114.00 41 | 141.00 40 | 278.00 43 | 362.00 43 | 1110.00 45 |
| 1960 | 43.00 41 | 45.00 40 | 47.30 36 | 49.10 36 | 56.70 36 | 70.70 31 | 74.60 26 | 90.30 23 | 129.00 25 | 559.00 23 |
| 1961 | 27.00 33 | 39.00 34 | 43.60 33 | 45.10 31 | 46.70 25 | 49.40 18 | 52.80 17 | 52.40 14 | 58.80 9 | 410.00 12 |
| 1962 | 13.00 19 | 58.00 46 | 66.90 47 | 68.80 46 | 75.00 43 | 171.00 47 | 176.00 43 | 206.00 39 | 293.00 39 | 831.00 38 |
| 1963 | 18.00 24 | 49.70 43 | 59.10 45 | 61.60 43 | 70.00 41 | 84.40 35 | 95.50 31 | 94.90 25 | 104.00 18 | 568.00 25 |
| 1964 | 11.00 16 | 17.00 13 | 26.70 17 | 29.30 11 | 30.70 7 | 33.60 6 | 37.70 6 | 38.70 4 | 43.90 2 | 326.00 6 |
| 1965 | 28.00 34 | 28.70 27 | 29.70 21 | 30.50 14 | 32.60 9 | 36.90 10 | 40.80 8 | 43.80 8 | 53.00 6 | 600.00 27 |
| 1966 | 20.00 26 | 39.30 35 | 40.60 31 | 41.00 26 | 45.30 21 | 50.70 19 | 62.60 20 | 71.60 19 | 102.00 17 | 352.00 7 |
| 1967 | 14.00 20 | 26.00 24 | 26.40 16 | 27.80 9 | 31.60 8 | 36.10 7 | 42.70 11 | 45.10 9 | 83.60 14 | 550.00 22 |
| 1968 | 5.60 5 | 21.50 19 | 31.40 24 | 32.10 18 | 38.40 17 | 41.40 14 | 43.90 12 | 49.10 11 | 68.00 11 | 562.00 24 |
| 1969 | 3.40 1 | 4.00 1 | 18.90 6 | 32.30 19 | 42.90 20 | 48.10 17 | 65.60 23 | 92.20 24 | 167.00 29 | 523.00 19 |
| 1970 | 6.80 10 | 37.30 31 | 48.60 38 | 52.40 38 | 102.00 48 | 145.00 45 | 227.00 45 | 267.00 42 | 377.00 44 | 584.00 26 |
| 1971 | 35.00 37 | 36.00 30 | 38.40 27 | 42.80 29 | 50.30 31 | 59.50 25 | 79.00 27 | 88.90 22 | 108.00 20 | 490.00 16 |
| 1972 | 38.00 38 | 38.70 32 | 39.70 30 | 42.60 28 | 46.60 24 | 66.50 30 | 82.20 28 | 88.10 21 | 106.00 19 | 381.00 8 |
| 1973 | 33.00 36 | 43.70 38 | 50.70 40 | 57.20 41 | 66.80 40 | 188.00 48 | 286.00 48 | 342.00 48 | 570.00 46 | 1160.00 46 |

HIGHEST MEAN DISCHARGE, IN CFS, AND RANKING, FOR THE FOLLOWING NUMBER OF CONSECUTIVE DAYS IN YEAR ENDING SEPTEMBER 30

| YEAR | 1 | 3 | 7 | 15 | 30 | 60 | 90 | 120 | 183 | ANNUAL |
|---|---|---|---|---|---|---|---|---|---|---|
| 1924 | 14900.0 10 | 12300.0 9 | 7850.0 10 | 4570.0 12 | 2920.0 16 | 1930.0 20 | 1900.0 13 | 1910.0 5 | 1660.0 4 | 1030.0 5 |
| 1925 | 16200.0 7 | 12200.0 10 | 7330.0 12 | 3680.0 22 | 1990.0 31 | 1190.0 36 | 1340.0 28 | 1140.0 30 | 833.0 34 | 485.0 35 |
| 1926 | 15700.0 9 | 11300.0 12 | 8830.0 6 | 5480.0 7 | 4230.0 4 | 2780.0 7 | 1870.0 15 | 1450.0 17 | 1340.0 12 | 1110.0 2 |
| 1927 | 22500.0 2 | 18100.0 2 | 9990.0 3 | 5590.0 6 | 4150.0 6 | 2740.0 8 | 2790.0 2 | 2550.0 2 | 1940.0 1 | 1170.0 1 |
| 1928 | 8980.0 28 | 7490.0 24 | 4230.0 36 | 3030.0 30 | 2090.0 29 | 1350.0 34 | 1400.0 26 | 1170.0 29 | 1040.0 24 | 680.0 21 |
| 1929 | 10400.0 21 | 7400.0 27 | 5070.0 24 | 3010.0 31 | 1850.0 34 | 1450.0 29 | 1340.0 29 | 1340.0 22 | 1290.0 16 | 684.0 20 |
| 1931 | 2970.0 47 | 2340.0 47 | 1400.0 47 | 1100.0 46 | 808.0 46 | 545.0 47 | 406.0 48 | 347.0 48 | 301.0 48 | 204.0 47 |
| 1932 | 9120.0 26 | 7010.0 31 | 4860.0 25 | 3590.0 23 | 2370.0 24 | 1860.0 21 | 1550.0 22 | 1270.0 24 | 983.0 27 | 569.0 28 |
| 1933 | 20400.0 3 | 17700.0 3 | 12100.0 2 | 6810.0 4 | 4150.0 7 | 3350.0 2 | 2480.0 3 | 1980.0 3 | 1790.0 3 | 1030.0 6 |
| 1934 | 3770.0 45 | 3570.0 45 | 2670.0 45 | 1510.0 45 | 1080.0 45 | 724.0 45 | 526.0 45 | 463.0 45 | 360.0 45 | 226.0 45 |
| 1935 | 7280.0 38 | 5930.0 37 | 4410.0 34 | 2750.0 35 | 1520.0 41 | 1070.0 42 | 821.0 44 | 689.0 44 | 514.0 44 | 290.0 42 |
| 1936 | 9370.0 25 | 7220.0 28 | 4500.0 31 | 2390.0 39 | 1500.0 43 | 1160.0 38 | 948.0 42 | 742.0 42 | 519.0 43 | 282.0 44 |
| 1937 | 17600.0 5 | 13700.0 6 | 8220.0 7 | 5870.0 5 | 3930.0 8 | 2640.0 10 | 1980.0 10 | 1820.0 7 | 1360.0 11 | 815.0 11 |
| 1938 | 14000.0 14 | 10700.0 16 | 5830.0 20 | 5340.0 8 | 4190.0 5 | 2990.0 4 | 2120.0 7 | 1770.0 8 | 1500.0 7 | 888.0 8 |
| 1939 | 14400.0 11 | 11200.0 13 | 5660.0 22 | 3980.0 17 | 2670.0 19 | 1990.0 18 | 1800.0 16 | 1430.0 18 | 1000.0 26 | 553.0 30 |
| 1940 | 7580.0 34 | 6680.0 32 | 4450.0 33 | 2710.0 36 | 1610.0 39 | 1150.0 39 | 910.0 43 | 742.0 43 | 536.0 42 | 289.0 43 |
| 1941 | 2110.0 48 | 2010.0 48 | 1360.0 48 | 857.0 48 | 533.0 49 | 320.0 49 | 232.0 49 | 201.0 49 | 164.0 49 | 106.0 49 |
| 1942 | 6650.0 38 | 5680.0 38 | 3600.0 40 | 2570.0 37 | 1710.0 36 | 1400.0 32 | 1220.0 32 | 965.0 38 | 738.0 38 | 421.0 38 |
| 1943 | 19300.0 4 | 15900.0 4 | 9730.0 4 | 6920.0 3 | 3900.0 9 | 2160.0 14 | 1880.0 14 | 1560.0 15 | 1270.0 17 | 747.0 15 |
| 1944 | 13100.0 16 | 11100.0 14 | 6710.0 13 | 4180.0 16 | 2570.0 21 | 1970.0 19 | 1560.0 21 | 1250.0 25 | 841.0 33 | 454.0 36 |
| 1945 | 8520.0 30 | 7160.0 29 | 4690.0 27 | 2520.0 38 | 1920.0 33 | 1450.0 30 | 1290.0 31 | 1300.0 23 | 966.0 28 | 514.0 32 |
| 1946 | 5540.0 44 | 4500.0 44 | 3230.0 42 | 2250.0 43 | 1480.0 44 | 1070.0 43 | 1160.0 35 | 952.0 39 | 888.0 30 | 567.0 29 |
| 1947 | 6340.0 40 | 6110.0 36 | 4470.0 32 | 3290.0 28 | 2410.0 22 | 2070.0 16 | 1690.0 18 | 1360.0 20 | 1140.0 21 | 658.0 22 |
| 1948 | 10600.0 20 | 9410.0 19 | 6620.0 14 | 5080.0 10 | 4580.0 3 | 2800.0 6 | 2170.0 5 | 1840.0 6 | 1380.0 10 | 769.0 13 |
| 1949 | 9420.0 24 | 7090.0 30 | 4620.0 30 | 3930.0 18 | 3220.0 13 | 2400.0 11 | 1950.0 12 | 1690.0 12 | 1320.0 13 | 748.0 14 |
| 1950 | 14600.0 13 | 12800.0 7 | 8200.0 8 | 7130.0 2 | 5170.0 1 | 3880.0 1 | 3070.0 1 | 2650.0 1 | 1910.0 2 | 1090.0 3 |

HIGHEST MEAN DISCHARGE, IN CFS, AND RANKING, FOR THE FOLLOWING NUMBER OF CONSECUTIVE DAYS IN YEAR ENDING SEPTEMBER 30

| YEAR | 1 | 3 | 7 | 15 | 30 | 60 | 90 | 120 | 183 | ANNUAL |
|---|---|---|---|---|---|---|---|---|---|---|
| 1951 | 9570.0 23 | 8370.0 22 | 5320.0 23 | 3060.0 29 | 2210.0 26 | 1820.0 24 | 1620.0 19 | 1530.0 16 | 1450.0 8 | 826.0 10 |
| 1952 | 10800.0 19 | 8840.0 21 | 4680.0 28 | 3460.0 25 | 2690.0 18 | 2140.0 15 | 1960.0 11 | 1770.0 9 | 1410.0 9 | 771.0 12 |
| 1953 | 6900.0 37 | 4670.0 43 | 3100.0 43 | 2280.0 40 | 1630.0 38 | 1180.0 37 | 1160.0 36 | 1020.0 35 | 893.0 29 | 514.0 33 |
| 1954 | 2060.0 49 | 1830.0 49 | 1050.0 49 | 866.0 47 | 721.0 47 | 559.0 46 | 464.0 46 | 405.0 46 | 306.0 47 | 176.0 48 |
| 1955 | 7470.0 35 | 6120.0 35 | 3810.0 39 | 2780.0 34 | 1550.0 40 | 1050.0 44 | 1140.0 37 | 1020.0 36 | 746.0 37 | 499.0 34 |
| 1956 | 5930.0 41 | 4920.0 41 | 2890.0 44 | 2150.0 44 | 1700.0 37 | 1350.0 35 | 1080.0 38 | 978.0 37 | 825.0 35 | 601.0 25 |
| 1957 | 15900.0 8 | 11900.0 11 | 7510.0 11 | 4760.0 11 | 3520.0 11 | 2360.0 12 | 2230.0 4 | 1960.0 4 | 1560.0 5 | 838.0 9 |
| 1958 | 23400.0 1 | 18700.0 1 | 14900.0 1 | 8870.0 1 | 4840.0 2 | 2860.0 5 | 2080.0 9 | 1720.0 11 | 1310.0 15 | 968.0 7 |
| 1959 | 12700.0 17 | 9700.0 18 | 5920.0 19 | 3340.0 26 | 3220.0 12 | 2220.0 13 | 1800.0 17 | 1750.0 10 | 1320.0 14 | 736.0 17 |
| 1960 | 5600.0 43 | 4760.0 42 | 3900.0 38 | 2280.0 41 | 1760.0 35 | 1140.0 40 | 981.0 40 | 899.0 40 | 704.0 40 | 453.0 37 |
| 1961 | 7660.0 33 | 6620.0 33 | 5670.0 21 | 4430.0 13 | 2930.0 15 | 2650.0 9 | 2090.0 8 | 1680.0 13 | 1260.0 18 | 685.0 19 |
| 1962 | 14700.0 12 | 12500.0 8 | 6580.0 15 | 3880.0 19 | 2230.0 25 | 1750.0 25 | 1520.0 23 | 1220.0 26 | 1100.0 22 | 704.0 18 |
| 1963 | 13600.0 15 | 10700.0 17 | 6350.0 16 | 4270.0 14 | 2960.0 14 | 1840.0 22 | 1320.0 30 | 1030.0 33 | 714.0 39 | 399.0 40 |
| 1964 | 16400.0 6 | 14200.0 5 | 8840.0 5 | 5270.0 9 | 3740.0 10 | 3040.0 3 | 2120.0 6 | 1660.0 14 | 1150.0 20 | 599.0 26 |
| 1965 | 5860.0 42 | 5150.0 40 | 4230.0 35 | 2790.0 33 | 1990.0 30 | 1690.0 26 | 1420.0 24 | 1120.0 31 | 782.0 36 | 420.0 39 |
| 1966 | 3070.0 46 | 2400.0 46 | 1470.0 46 | 827.0 49 | 580.0 48 | 466.0 48 | 426.0 47 | 389.0 47 | 355.0 46 | 224.0 46 |
| 1967 | 11700.0 18 | 11000.0 15 | 7920.0 9 | 4210.0 15 | 2370.0 23 | 1500.0 28 | 1190.0 33 | 1340.0 21 | 1170.0 19 | 626.0 23 |
| 1968 | 9580.0 22 | 8030.0 23 | 6220.0 17 | 3470.0 24 | 1980.0 32 | 1640.0 27 | 1360.0 27 | 1190.0 28 | 1030.0 25 | 616.0 24 |
| 1969 | 8550.0 29 | 7440.0 26 | 4770.0 26 | 3300.0 27 | 2150.0 27 | 1440.0 31 | 1060.0 39 | 1060.0 32 | 864.0 32 | 550.0 31 |
| 1970 | 6560.0 39 | 5160.0 39 | 3540.0 41 | 2280.0 42 | 1510.0 42 | 1140.0 41 | 1160.0 34 | 1020.0 34 | 884.0 31 | 570.0 27 |
| 1971 | 8360.0 32 | 6130.0 34 | 4660.0 29 | 2980.0 32 | 2110.0 28 | 1360.0 33 | 957.0 41 | 862.0 41 | 627.0 41 | 366.0 41 |
| 1972 | 9000.0 27 | 8960.0 20 | 6030.0 18 | 3840.0 21 | 2810.0 17 | 1830.0 23 | 1400.0 25 | 1210.0 27 | 1080.0 23 | 739.0 16 |
| 1973 | 8510.0 31 | 7460.0 25 | 4100.0 37 | 3870.0 20 | 2590.0 20 | 2000.0 17 | 1620.0 20 | 1370.0 19 | 1520.0 6 | 1030.0 4 |

STATISTICS ON NORMAL MONTHLY MEANS(ALL DAYS)

| OCT | NOV | DEC | JAN | FEB | MARCH | APRIL | MAY | JUNE | JULY | AUG | SEPT |
|---|---|---|---|---|---|---|---|---|---|---|---|
| BY ROWS(MEAN,VARIANCE,STANDARD DEVIATION, SKEWNESS, COEFF. OF VARIATION,PERCENTAGE OF AVERAGE FLOW) | | | | | | | | | | | |
| 0.1703E+03 | 0.3480E+03 | 0.6600E+03 | 0.9759E+03 | 0.9117E+03 | 0.1262E+04 | 0.1195E+04 | 0.7152E+03 | 0.5761E+03 | 0.2979E+03 | 0.1691E+03 | 0.2351E+03 |
| 0.3964E+05 | 0.2420E+06 | 0.5242E+06 | 0.1367E+07 | 0.3616E+06 | 0.5676E+06 | 0.8094E+06 | 0.6257E+06 | 0.6339E+06 | 0.1398E+06 | 0.5034E+05 | 0.3776E+06 |
| 0.1991E+03 | 0.4919E+03 | 0.7240E+03 | 0.1169E+04 | 0.6013E+03 | 0.7534E+03 | 0.8997E+03 | 0.7910E+03 | 0.7962E+03 | 0.3739E+03 | 0.2244E+03 | 0.6145E+03 |
| 0.2550E+01 | 0.2739E+01 | 0.1105E+01 | 0.2170E+01 | 0.6723E+00 | 0.6771E+00 | 0.1000E+01 | 0.2651E+01 | 0.3548E+01 | 0.3231E+01 | 0.3233E+01 | 0.5910E+01 |
| 0.1169E+01 | 0.1413E+01 | 0.1097E+01 | 0.1198E+01 | 0.6595E+00 | 0.5968E+00 | 0.7526E+00 | 0.1106E+01 | 0.1382E+01 | 0.1255E+01 | 0.1327E+01 | 0.2614E+01 |
| 0.2265E+01 | 0.4630E+01 | 0.8780E+01 | 0.1298E+02 | 0.1213E+02 | 0.1679E+02 | 0.1590E+02 | 0.9514E+01 | 0.7663E+01 | 0.3963E+01 | 0.2250E+01 | 0.3127E+01 |

STATISTICS ON NORMAL ANNUAL MEANS(ALL DAYS)

| MEAN | VARIANCE | STANDARD DEVIATION | SKEWNESS | COEFF. OF VARIATION | SERIAL CORR |
|---|---|---|---|---|---|
| 0.6437E+03 | 0.1004E+06 | 0.3168E+03 | 0.1230E+01 | 0.4921E+00 | 0.1112E+00 |

STATISTICS ON LOG MONTHLY MEANS(ALL DAYS)

| OCT | NOV | DEC | JAN | FEB | MARCH | APRIL | MAY | JUNE | JULY | AUG | SEPT |
|---|---|---|---|---|---|---|---|---|---|---|---|
| BY ROWS(MEAN,VARIANCE,STANDARD DEVIATION, SKEWNESS, COEFF. OF VARIATION,PERCENTAGE OF AVERAGE FLOW) | | | | | | | | | | | |
| 0.2019E+01 | 0.2243E+01 | 0.2497E+01 | 0.2685E+01 | 0.2828E+01 | 0.3010E+01 | 0.2900E+01 | 0.2632E+01 | 0.2497E+01 | 0.2235E+01 | 0.1993E+01 | 0.1956E+01 |
| 0.1741E+00 | 0.2477E+00 | 0.3384E+00 | 0.3234E+00 | 0.1571E+00 | 0.9914E-01 | 0.3008E+00 | 0.2986E+00 | 0.2956E+00 | 0.2672E+00 | 0.2297E+00 | 0.3021E+00 |
| 0.4172E+00 | 0.4977E+00 | 0.5817E+00 | 0.5687E+00 | 0.3963E+00 | 0.3149E+00 | 0.5485E+00 | 0.5465E+00 | 0.5437E+00 | 0.5169E+00 | 0.4793E+00 | 0.5497E+00 |
| 0.5263E+00 | 0.4988E+00 | -0.3105E-01 | -0.2445E+00 | -0.1024E+01 | -0.1104E+01 | -0.3112E+01 | -0.2236E+01 | -0.1624E+01 | -0.1384E+01 | -0.9369E+00 | -0.1323E-01 |
| 0.2067E+00 | 0.2219E+00 | 0.2330E+00 | 0.2118E+00 | 0.1402E+00 | 0.1046E+00 | 0.1891E+00 | 0.2076E+00 | 0.2177E+00 | 0.2313E+00 | 0.2405E+00 | 0.2810E+00 |
| 0.6846E+01 | 0.7604E+01 | 0.8465E+01 | 0.9104E+01 | 0.9587E+01 | 0.1021E+02 | 0.9833E+01 | 0.8924E+01 | 0.8466E+01 | 0.7578E+01 | 0.6756E+01 | 0.6631E+01 |

STATISTICS ON LOG ANNUAL MEANS(ALL DAYS)

| MEAN | VARIANCE | STANDARD DEVIATION | SKEWNESS | COEFF. OF VARIATION | SERIAL CORR |
|---|---|---|---|---|---|
| 0.2753E+01 | 0.5577E-01 | 0.2362E+00 | -0.8091E+00 | 0.8578E-01 | 0.1928E+00 |

ANNUAL PEAKS

| | | | | | |
|---|---|---|---|---|---|
| 1913 | | | | | |
| 1924 | 16100 | 1941 | 2600 | 1958 | 24300 |
| 1925 | 16200 | 1942 | 7130 | 1959 | 14500 |
| 1926 | 16500 | 1943 | 20900 | 1960 | 6540 |
| 1927 | 25000 | 1944 | 13500 | 1961 | 9110 |
| 1928 | 11100 | 1945 | 9760 | 1962 | 16500 |
| 1929 | 10800 | 1946 | 6760 | 1963 | 14700 |
| 1930 | 19200 | 1947 | 9120 | 1964 | 17600 |
| 1931 | 3370 | 1948 | 11000 | 1965 | 7100 |
| 1932 | 9120 | 1949 | 10000 | 1966 | 4250 |
| 1933 | 20600 | 1950 | 15200 | 1967 | 12200 |
| 1934 | 3880 | 1951 | 10200 | 1968 | 10200 |
| 1935 | 7600 | 1952 | 11200 | 1969 | 9490 |
| 1936 | 12500 | 1953 | 7920 | 1970 | 7900 |
| 1937 | 18700 | 1954 | 2690 | 1971 | 9860 |
| 1938 | 15800 | 1955 | 7770 | 1972 | 11200 |
| 1939 | 16800 | 1956 | 6200 | 1973 | 8930 |
| 1940 | 7900 | 1957 | 19700 | | |

## 03327000 Mississinewa River at Peoria, Ind.

LOCATION.--Lat 40°43'24", long 85°57'27", in SW¼SW¼ sec.3, T.26 N., R.5 E., Miami County, on right bank at Peoria, 3,000 ft (914 m) downstream from flood control dam, 6.7 miles (10.8 km) upstream from mouth, and 6.5 miles (10.4 km) southeast of Peru.

DRAINAGE AREA.--808 mi² (2,092 km²).

REMARKS.--Flow regulated by Mississinewa Lake (See sta 03326950) 0.6 mile (1.0 km) upstream, since April 1968.

DURATION TABLE OF DAILY DISCHARGE FOR YEAR ENDING SEPTEMBER 30

| CLASS | 0 | 1 | 2 | 3 | 4 | 5 | 6 | 7 | 8 | 9 | 10 | 11 | 12 | 13 | 14 | 15 | 16 | 17 | 18 | 19 | 20 | 21 | 22 | 23 | 24 | 25 | 26 | 27 | 28 | 29 | 30 | 31 | 32 | 33 | 34 |
|---|---|---|---|---|---|---|---|---|---|---|---|---|---|---|---|---|---|---|---|---|---|---|---|---|---|---|---|---|---|---|---|---|---|---|---|
| YEAR | NUMBER OF DAYS IN CLASS | | | | | | | | | | | | | | | | | | | | | | | | | | | | | | | | | | CFS_DAYS |
| 1953 | | | | | | | | | | 13 | 20 | 51 | 22 | 29 | 13 | 25 | 24 | 34 | 23 | 21 | 17 | 15 | 20 | 8 | 13 | 6 | 4 | 4 | 2 | 1 | | | | | 224192.0 |
| 1954 | | | | | | | | 3 | 31 | 43 | 85 | 42 | 16 | 28 | 20 | 28 | 18 | 12 | 6 | 10 | 2 | 4 | 11 | 3 | 3 | | | | | | | | | | 76311.0 |
| 1955 | | | | | | | 1 | 2 | 1 | 2 | 13 | 19 | 18 | 62 | 49 | 33 | 18 | 23 | 23 | 28 | 10 | 9 | 20 | 11 | 5 | 8 | 4 | 2 | 2 | 2 | | | | | 213211.0 |
| 1956 | | | | | | | | | | 15 | 8 | 11 | 14 | 36 | 48 | 40 | 25 | 27 | 19 | 22 | 13 | 24 | 16 | 14 | 8 | 8 | 9 | 7 | 2 | | | | | | 255958.0 |
| 1957 | | | | | | | | | 8 | 13 | 31 | 34 | 7 | 34 | 28 | 25 | 36 | 28 | 15 | 13 | 11 | 9 | 12 | 6 | 10 | 15 | 8 | 5 | 8 | 3 | 2 | 3 | 1 | | | 358109.0 |
| 1958 | | | | | | | | | | | | | 12 | 24 | 29 | 31 | 48 | 39 | 42 | 24 | 30 | 16 | 13 | 10 | 11 | 6 | 10 | 4 | 4 | 2 | 3 | 3 | 1 | 2 | 1 | 431678.0 |
| 1959 | | | | | | | | | | | 13 | 28 | 17 | 62 | 29 | 27 | 18 | 21 | 19 | 21 | 22 | 16 | 18 | 14 | 8 | 10 | 8 | 3 | | 4 | 3 | 2 | 2 | | | 333127.0 |
| 1960 | | | | | | | 1 | | 1 | 2 | 14 | 19 | 27 | 28 | 39 | 38 | 36 | 37 | 32 | 24 | 16 | 14 | 12 | 3 | 5 | 3 | 6 | 4 | 4 | 1 | | | | | 213606.0 |
| 1961 | | | | | | | | | | | 19 | 99 | 24 | 10 | 20 | 35 | 22 | 22 | 22 | 11 | 9 | 6 | 13 | 8 | 11 | 6 | 8 | 10 | 4 | 5 | 1 | | | | 280744.0 |
| 1962 | | | | | | | | | | | 3 | 11 | 19 | 36 | 35 | 58 | 32 | 40 | 24 | 21 | 20 | 16 | 6 | 13 | 5 | 6 | 4 | 7 | 2 | 3 | | 1 | 3 | | 299822.0 |

| CLASS | CFS | TOTAL | ACCUM | PERCT | CLASS | CFS | TOTAL | ACCUM | PERCT | CLASS | CFS | TOTAL | ACCUM | PERCT | CLASS | CFS | TOTAL | ACCUM | PERCT |
|---|---|---|---|---|---|---|---|---|---|---|---|---|---|---|---|---|---|---|---|
| 0 | 0.00 | 0 | 3652 | 100.0 | 9 | 45.00 | 88 | 3604 | 98.7 | 18 | 420.0 | 225 | 1261 | 34.5 | 27 | 4000 | 46 | 123 | 3.3 |
| 1 | 6.10 | 0 | 3652 | 100.0 | 10 | 58.00 | 206 | 3516 | 96.3 | 19 | 540.0 | 195 | 1036 | 28.4 | 28 | 5100 | 28 | 77 | 2.1 |
| 2 | 7.80 | 0 | 3652 | 100.0 | 11 | 74.00 | 314 | 3310 | 90.6 | 20 | 700.0 | 150 | 841 | 23.0 | 29 | 6600 | 21 | 49 | 1.3 |
| 3 | 10.00 | 0 | 3652 | 100.0 | 12 | 95.00 | 176 | 2996 | 82.0 | 21 | 890.0 | 129 | 691 | 18.9 | 30 | 8400 | 9 | 28 | .7 |
| 4 | 13.00 | 0 | 3652 | 100.0 | 13 | 120.00 | 349 | 2820 | 77.2 | 22 | 1100.0 | 141 | 562 | 15.4 | 31 | 11000 | 9 | 19 | .5 |
| 5 | 17.00 | 0 | 3652 | 100.0 | 14 | 160.00 | 310 | 2471 | 67.7 | 23 | 1500.0 | 90 | 421 | 11.5 | 32 | 14000 | 7 | 10 | .2 |
| 6 | 21.00 | 2 | 3652 | 100.0 | 15 | 200.00 | 340 | 2161 | 59.2 | 24 | 1900.0 | 79 | 331 | 9.1 | 33 | 18000 | 2 | 3 | .0 |
| 7 | 27.00 | 5 | 3650 | 99.9 | 16 | 260.00 | 277 | 1821 | 49.9 | 25 | 2400.0 | 68 | 252 | 6.9 | 34 | 23000 | 1 | 1 | .0 |
| 8 | 35.00 | 41 | 3645 | 99.8 | 17 | 330.00 | 283 | 1544 | 42.3 | 26 | 3100.0 | 61 | 184 | 5.0 | | | | | |

LOWEST MEAN DISCHARGE, IN CFS, AND RANKING, FOR THE FOLLOWING NUMBER OF CONSECUTIVE DAYS IN YEAR ENDING MARCH 31

| YEAR | 1 | | 3 | | 7 | | 14 | | 30 | | 60 | | 90 | | 120 | | 183 | | ANNUAL | |
|---|---|---|---|---|---|---|---|---|---|---|---|---|---|---|---|---|---|---|---|---|
| 1954 | 42.00 | 5 | 42.70 | 4 | 43.40 | 2 | 44.10 | 2 | 46.30 | 2 | 54.30 | 2 | 58.70 | 2 | 62.10 | 1 | 78.30 | 1 | 319.00 | 1 |
| 1955 | 26.00 | 2 | 30.70 | 1 | 35.40 | 1 | 38.30 | 1 | 39.10 | 1 | 51.50 | 1 | 55.80 | 1 | 74.60 | 2 | 145.00 | 4 | 510.00 | 4 |
| 1956 | 32.00 | 3 | 46.30 | 5 | 66.40 | 5 | 68.80 | 5 | 81.60 | 5 | 147.00 | 6 | 333.00 | 9 | 358.00 | 8 | 385.00 | 7 | 656.00 | 5 |
| 1957 | 40.00 | 4 | 40.70 | 2 | 44.30 | 3 | 45.90 | 3 | 48.00 | 3 | 55.20 | 3 | 63.80 | 3 | 74.90 | 3 | 107.00 | 3 | 443.00 | 2 |
| 1958 | 52.00 | 6 | 66.30 | 6 | 80.10 | 7 | 84.10 | 7 | 116.00 | 7 | 158.00 | 8 | 205.00 | 7 | 298.00 | 7 | 737.00 | 9 | 1210.00 | 8 |
| 1959 | 117.00 | 9 | 119.00 | 9 | 122.00 | 9 | 125.00 | 9 | 129.00 | 9 | 153.00 | 7 | 195.00 | 6 | 359.00 | 9 | 453.00 | 8 | 1350.00 | 9 |
| 1960 | 24.00 | 1 | 41.00 | 3 | 58.00 | 4 | 66.60 | 4 | 92.10 | 6 | 104.00 | 5 | 118.00 | 5 | 145.00 | 5 | 197.00 | 5 | 712.00 | 6 |
| 1961 | 53.00 | 7 | 67.70 | 7 | 69.60 | 6 | 71.30 | 6 | 72.60 | 4 | 78.90 | 4 | 83.80 | 4 | 84.40 | 4 | 92.80 | 2 | 494.00 | 3 |
| 1962 | 72.00 | 8 | 90.70 | 8 | 94.30 | 8 | 118.00 | 8 | 127.00 | 8 | 173.00 | 9 | 207.00 | 8 | 241.00 | 6 | 340.00 | 6 | 951.00 | 7 |

HIGHEST MEAN DISCHARGE, IN CFS, AND RANKING, FOR THE FOLLOWING NUMBER OF CONSECUTIVE DAYS IN YEAR ENDING SEPTEMBER 30

| YEAR | 1 | | 3 | | 7 | | 15 | | 30 | | 60 | | 90 | | 120 | | 183 | | ANNUAL | |
|---|---|---|---|---|---|---|---|---|---|---|---|---|---|---|---|---|---|---|---|---|
| 1953 | 7350.0 | 6 | 6010.0 | 7 | 3630.0 | 8 | 2720.0 | 7 | 2130.0 | 6 | 1520.0 | 7 | 1350.0 | 6 | 1210.0 | 6 | 1070.0 | 6 | 614.0 | 7 |
| 1954 | 2100.0 | 10 | 1780.0 | 10 | 1100.0 | 10 | 1070.0 | 10 | 846.0 | 10 | 625.0 | 10 | 508.0 | 10 | 469.0 | 10 | 358.0 | 10 | 209.0 | 10 |
| 1955 | 7350.0 | 7 | 6810.0 | 6 | 4210.0 | 7 | 3100.0 | 6 | 1730.0 | 9 | 1190.0 | 9 | 1290.0 | 7 | 1160.0 | 7 | 855.0 | 9 | 584.0 | 8 |
| 1956 | 5850.0 | 9 | 5150.0 | 9 | 3180.0 | 9 | 2330.0 | 9 | 2010.0 | 8 | 1580.0 | 6 | 1240.0 | 8 | 1120.0 | 8 | 961.0 | 7 | 699.0 | 6 |
| 1957 | 17800.0 | 2 | 13600.0 | 2 | 8450.0 | 2 | 5410.0 | 2 | 4080.0 | 2 | 2730.0 | 3 | 2570.0 | 1 | 2250.0 | 1 | 1800.0 | 1 | 981.0 | 2 |
| 1958 | 26400.0 | 1 | 22700.0 | 1 | 17800.0 | 1 | 10600.0 | 1 | 5820.0 | 1 | 3500.0 | 1 | 2570.0 | 2 | 2100.0 | 3 | 1610.0 | 3 | 1180.0 | 1 |
| 1959 | 16600.0 | 3 | 12800.0 | 3 | 7620.0 | 3 | 4320.0 | 4 | 3890.0 | 3 | 2680.0 | 4 | 2210.0 | 4 | 2150.0 | 2 | 1620.0 | 2 | 913.0 | 3 |
| 1960 | 6900.0 | 8 | 5630.0 | 8 | 4450.0 | 6 | 2620.0 | 8 | 2030.0 | 7 | 1360.0 | 8 | 1180.0 | 9 | 1110.0 | 9 | 891.0 | 8 | 584.0 | 9 |
| 1961 | 8540.0 | 5 | 7430.0 | 5 | 6590.0 | 4 | 4990.0 | 3 | 3300.0 | 4 | 2930.0 | 2 | 2310.0 | 3 | 1860.0 | 4 | 1400.0 | 4 | 769.0 | 5 |
| 1962 | 14700.0 | 4 | 11500.0 | 4 | 6290.0 | 5 | 3940.0 | 5 | 2400.0 | 5 | 2000.0 | 5 | 1740.0 | 5 | 1400.0 | 5 | 1270.0 | 5 | 821.0 | 4 |

STATISTICS CN NORMAL MONTHLY MEANS(ALL DAYS)

| OCT | NOV | DEC | JAN | FEB | MARCH | APRIL | MAY | JUNE | JULY | AUG | SEPT |
|---|---|---|---|---|---|---|---|---|---|---|---|

BY ROWS(MEAN,VARIANCE,STANDARD DEVIATION, SKEWNESS, COEFF. OF VARIATION,PERCENTAGE OF AVERAGE FLOW)

| | | | | | | | | | | | |
|---|---|---|---|---|---|---|---|---|---|---|---|
| 0.2292E+03 | 0.4360E+03 | 0.5974E+03 | 0.7652E+03 | 0.1079E+04 | 0.1235E+04 | 0.1498E+04 | 0.7456E+03 | 0.1191E+04 | 0.5569E+03 | 0.2822E+03 | 0.1371E+03 |
| 0.4686E+05 | 0.2410E+06 | 0.6628E+06 | 0.3720E+06 | 0.6984E+06 | 0.6111E+06 | 0.1590E+07 | 0.1687E+06 | 0.3201E+07 | 0.2609E+06 | 0.8391E+05 | 0.1029E+05 |
| 0.2165E+03 | 0.4909E+03 | 0.7764E+03 | 0.6099E+03 | 0.8357E+03 | 0.7817E+03 | 0.1261E+04 | 0.4107E+03 | 0.1789E+04 | 0.5108E+03 | 0.2897E+03 | 0.1014E+03 |
| 0.1394E+01 | 0.1832E+01 | 0.2552E+01 | 0.5565E+00 | 0.1193E+01 | 0.1196E+01 | 0.1337E+01 | 0.1548E+00 | 0.2536E+01 | 0.1090E+01 | 0.1559E+01 | 0.1009E+01 |
| 0.9443E+00 | 0.1126E+01 | 0.1300E+01 | 0.7970E+00 | 0.7748E+00 | 0.6328E+00 | 0.8418E+00 | 0.5508E+00 | 0.1502E+01 | 0.9172E+00 | 0.1026E+01 | 0.7397E+00 |
| 0.2619E+01 | 0.4981E+01 | 0.6825E+01 | 0.8742E+01 | 0.1232E+02 | 0.1411E+02 | 0.1712E+02 | 0.8519E+01 | 0.1361E+02 | 0.6363E+01 | 0.3224E+01 | 0.1567E+01 |

STATISTICS CN NORMAL ANNUAL MEANS(ALL DAYS)

| MEAN | VARIANCE | STANDARD DEVIATION | SKEWNESS | COEFF. OF VARIATION | SERIAL CORR |
|---|---|---|---|---|---|
| 0.7262E+03 | 0.7890E+05 | 0.2809E+03 | -0.1979E+00 | 0.3868E+00 | 0.4778E+00 |

STATISTICS CN LOG MCNTHLY MEANS(ALL DAYS)

| OCT | NCV | DEC | JAN | FEB | MARCH | APRIL | MAY | JUNE | JULY | AUG | SEPT |
|---|---|---|---|---|---|---|---|---|---|---|---|

BY ROWS(MEAN,VARIANCE,STANDARD DEVIATION, SKEWNESS, COEFF. OF VARIATION,PERCENTAGE OF AVERAGE FLOW)

| | | | | | | | | | | | |
|---|---|---|---|---|---|---|---|---|---|---|---|
| 0.2189E+01 | 0.2412E+01 | 0.2535E+01 | 0.2702E+01 | 0.2910E+01 | 0.3018E+01 | 0.3058E+01 | 0.2794E+01 | 0.2796E+01 | 0.2563E+01 | 0.2290E+01 | 0.2037E+01 |
| 0.1697E+00 | 0.2247E+00 | 0.2305E+00 | 0.2251E+00 | 0.1302E+00 | 0.7281E-01 | 0.1037E+00 | 0.9085E-01 | 0.2166E+00 | 0.1979E+00 | 0.1376E+00 | 0.9477E-01 |
| 0.4120E+00 | 0.4740E+00 | 0.4801E+00 | 0.4744E+00 | 0.3609E+00 | 0.2698E+00 | 0.3221E+00 | 0.3014E+00 | 0.4654E+00 | 0.4449E+00 | 0.3709E+00 | 0.3078E+00 |
| 0.3043E+00 | 0.3488F+00 | 0.2620E+00 | -0.5330E+00 | -0.1642E+00 | 0.1747E+00 | 0.9023E+00 | -0.8280E+00 | 0.1339E+01 | -0.9500E-01 | 0.9787E+00 | 0.4715E+00 |
| 0.1882E+00 | 0.1965E+00 | 0.1894E+00 | 0.1756E+00 | 0.1240E+00 | 0.8942E-01 | 0.1053E+00 | 0.1079E+00 | 0.1664E+00 | 0.1736E+00 | 0.1620E+00 | 0.1511E+00 |
| 0.6594E+01 | 0.7705E+01 | 0.8098E+01 | 0.8630E+01 | 0.9295E+01 | 0.9640E+01 | 0.9770E+01 | 0.8927E+01 | 0.8933E+01 | 0.8186E+01 | 0.7314E+01 | 0.6508E+01 |

STATISTICS CN LOG ANNUAL MEANS(ALL DAYS)

| MEAN | VARIANCE | STANDARD DEVIATION | SKEWNESS | COEFF. OF VARIATION | SERIAL CORR |
|---|---|---|---|---|---|
| 0.2822E+01 | 0.4682E-01 | 0.2164E+00 | -0.1633E+01 | 0.7668E-01 | 0.3056E+00 |

ANNUAL PEAKS

| | |
|---|---|
| 1953 | 8350 |
| 1954 | 2200 |
| 1955 | 8220 |
| 1956 | 6220 |
| 1957 | 19300 |
| 1958 | 28000 |
| 1959 | 21000 |
| 1960 | 7180 |
| 1961 | 9260 |
| 1962 | 16000 |
| 1963 | 16600 |
| 1964 | 17000 |
| 1965 | 7380 |
| 1966 | 3420 |
| 1967 | 9250 |
| 1968 | 8820 |
| 1969 | 8140 |
| 1970 | 6530 |
| 1971 | 6820 |
| 1972 | 6210 |
| 1973 | 6880 |

ANALYSIS AFTER REGULATION

DURATION TABLE OF DAILY DISCHARGE FOR YEAR ENDING SEPTEMBER 30

| CLASS | 0 | 1 | 2 | 3 | 4 | 5 | 6 | 7 | 8 | 9 | 10 | 11 | 12 | 13 | 14 | 15 | 16 | 17 | 18 | 19 | 20 | 21 | 22 | 23 | 24 | 25 | 26 | 27 | 28 | 29 | 30 | 31 | 32 | 33 | 34 | CFS_DAYS |
|---|---|---|---|---|---|---|---|---|---|---|---|---|---|---|---|---|---|---|---|---|---|---|---|---|---|---|---|---|---|---|---|---|---|---|---|---|
| YEAR | | | | | | | | | | | | | | | | | NUMBER OF DAYS IN CLASS | | | | | | | | | | | | | | | | | | | |
| 1970 | | 1 | 1 | | | | | 2 | 8 | 11 | 5 | 5 | 17 | 5 | 51 | 26 | 26 | 34 | 42 | 24 | 18 | 25 | 11 | 15 | 7 | 8 | 9 | 6 | 6 | 2 | | | | | | 232545.9 |
| 1971 | | | | | | | | 83 | 12 | 5 | 13 | 15 | 21 | 26 | 16 | 26 | 14 | 30 | 53 | 18 | 7 | 5 | 2 | 2 | 3 | 6 | 2 | | 5 | 1 | | | | | | 154678.0 |
| 1972 | | | | | | | | 4 | 3 | 3 | 5 | 8 | 9 | 21 | 30 | 28 | 23 | 73 | 41 | 18 | 16 | 14 | 17 | 15 | 7 | 6 | 14 | 5 | 6 | | | | | | | 293322.0 |
| 1973 | | | | | | | | | | | 2 | 5 | 11 | 52 | 9 | 7 | 17 | 44 | 18 | 37 | 30 | 21 | 12 | 20 | 16 | 14 | 25 | 20 | 5 | | | | | | | 437746.0 |

| CLASS | CFS | TOTAL | ACCUM | PERCT | CLASS | CFS | TOTAL | ACCUM | PERCT | CLASS | CFS | TOTAL | ACCUM | PERCT | CLASS | CFS | TOTAL | ACCUM | PERCT |
|---|---|---|---|---|---|---|---|---|---|---|---|---|---|---|---|---|---|---|---|
| 0 | 0.00 | 1 | 1461 | 100.0 | 9 | 45.00 | 13 | 1336 | 91.4 | 18 | 430.0 | 136 | 612 | 41.9 | 27 | 4000 | 31 | 50 | 3.4 |
| 1 | 4.20 | 1 | 1460 | 99.9 | 10 | 58.00 | 25 | 1323 | 90.6 | 19 | 550.0 | 91 | 476 | 32.6 | 28 | 5100 | 18 | 19 | 1.3 |
| 2 | 8.00 | 0 | 1459 | 99.9 | 11 | 75.00 | 45 | 1298 | 88.8 | 20 | 700.0 | 78 | 385 | 26.4 | 29 | 6600 | 1 | 1 | .0 |
| 3 | 10.00 | 0 | 1459 | 99.9 | 12 | 96.00 | 46 | 1253 | 85.8 | 21 | 900.0 | 51 | 307 | 21.0 | 30 | 8500 | | | |
| 4 | 13.00 | 0 | 1459 | 99.9 | 13 | 120.00 | 150 | 1207 | 82.6 | 22 | 1200.0 | 46 | 256 | 17.5 | 31 | 11000 | | | |
| 5 | 17.00 | 0 | 1459 | 99.9 | 14 | 160.00 | 81 | 1057 | 72.3 | 23 | 1500.0 | 44 | 210 | 14.4 | 32 | 14000 | | | |
| 6 | 22.00 | 2 | 1459 | 99.9 | 15 | 200.00 | 87 | 976 | 66.8 | 24 | 1900.0 | 34 | 166 | 11.4 | 33 | 18000 | | | |
| 7 | 28.00 | 95 | 1457 | 99.7 | 16 | 260.00 | 88 | 889 | 60.8 | 25 | 2400.0 | 35 | 132 | 9.0 | 34 | 23000 | | | |
| 8 | 35.00 | 26 | 1362 | 93.2 | 17 | 330.00 | 189 | 801 | 54.8 | 26 | 3100.0 | 47 | 97 | 6.6 | | | | | |

LOWEST MEAN DISCHARGE, IN CFS, AND RANKING, FOR THE FOLLOWING NUMBER OF CONSECUTIVE DAYS IN YEAR ENDING MARCH 31

| YEAR | 1 | | 3 | | 7 | | 14 | | 30 | | 60 | | 90 | | 120 | | 183 | | ANNUAL | |
|---|---|---|---|---|---|---|---|---|---|---|---|---|---|---|---|---|---|---|---|---|
| 1970 | 6.10 | 1 | 26.30 | 1 | 37.70 | 3 | 73.70 | 3 | 145.00 | 4 | 178.00 | 3 | 275.00 | 3 | 291.00 | 3 | 540.00 | 3 | 681.00 | 3 |
| 1971 | 25.00 | 2 | 27.70 | 2 | 29.90 | 2 | 37.30 | 2 | 70.90 | 2 | 168.00 | 2 | 181.00 | 2 | 235.00 | 2 | 285.00 | 2 | 591.00 | 2 |
| 1972 | 28.00 | 3 | 28.00 | 3 | 28.70 | 1 | 29.60 | 1 | 30.70 | 1 | 31.10 | 1 | 46.30 | 1 | 63.40 | 1 | 118.00 | 1 | 419.00 | 1 |
| 1973 | 32.00 | 4 | 33.00 | 4 | 53.30 | 4 | 76.80 | 4 | 101.00 | 3 | 225.00 | 4 | 307.00 | 4 | 365.00 | 4 | 718.00 | 4 | 1130.00 | 4 |

HIGHEST MEAN DISCHARGE, IN CFS, AND RANKING, FOR THE FOLLOWING NUMBER OF CONSECUTIVE DAYS IN YEAR ENDING SEPTEMBER 30

| YEAR | 1 | | 3 | | 7 | | 15 | | 30 | | 60 | | 90 | | 120 | | 183 | | ANNUAL | |
|---|---|---|---|---|---|---|---|---|---|---|---|---|---|---|---|---|---|---|---|---|
| 1970 | 5360.0 | 4 | 4850.0 | 4 | 3520.0 | 4 | 2320.0 | 4 | 1450.0 | 4 | 1160.0 | 4 | 933.0 | 4 | 958.0 | 3 | 884.0 | 3 | 637.0 | 3 |
| 1971 | 6630.0 | 1 | 6270.0 | 1 | 5510.0 | 1 | 3680.0 | 2 | 2500.0 | 2 | 1550.0 | 3 | 1100.0 | 3 | 877.0 | 4 | 728.0 | 4 | 424.0 | 4 |
| 1972 | 6080.0 | 2 | 5970.0 | 2 | 5460.0 | 2 | 3260.0 | 3 | 2400.0 | 3 | 1580.0 | 2 | 1280.0 | 2 | 1090.0 | 2 | 1060.0 | 2 | 801.0 | 2 |
| 1973 | 5840.0 | 3 | 5230.0 | 3 | 5020.0 | 3 | 4500.0 | 1 | 3170.0 | 1 | 2400.0 | 1 | 2030.0 | 1 | 1790.0 | 1 | 1640.0 | 1 | 1200.0 | 1 |

STATISTICS ON NORMAL MONTHLY MEANS(ALL DAYS)

| OCT | NOV | DEC | JAN | FEB | MARCH | APRIL | MAY | JUNE | JULY | AUG | SEPT |
|---|---|---|---|---|---|---|---|---|---|---|---|

BY ROWS(MEAN,VARIANCE,STANDARD DEVIATION, SKEWNESS, COEFF. OF VARIATION,PERCENTAGE OF AVERAGE FLOW)

| | | | | | | | | | | | |
|---|---|---|---|---|---|---|---|---|---|---|---|
| 0.7905E+03 | 0.1299E+04 | 0.9255E+03 | 0.6234E+03 | 0.9949E+03 | 0.8653E+03 | 0.1155E+04 | 0.8740E+03 | 0.5627E+03 | 0.2826E+03 | 0.2986E+03 | 0.5556E+03 |
| 0.1665E+06 | 0.1469E+07 | 0.5307E+06 | 0.1759E+06 | 0.4240E+06 | 0.1677E+06 | 0.1159E+07 | 0.3640E+06 | 0.3014E+06 | 0.2302E+05 | 0.1071E+06 | 0.2760E+06 |
| 0.4081E+03 | 0.1212E+04 | 0.7285E+03 | 0.4194E+03 | 0.6512E+03 | 0.4095E+03 | 0.1076E+04 | 0.6033E+03 | 0.5490E+03 | 0.1517E+03 | 0.3273E+03 | 0.5253E+03 |
| 0.5641E+00 | 0.1415E+01 | 0.1750E+00 | 0.2583E-01 | 0.4958E-01 | 0.5664E+00 | -0.6029E-01 | -0.1311E+01 | 0.1287E+01 | 0.3058E+00 | 0.1817E+01 | 0.1948E+01 |
| 0.5162E+00 | 0.9330E+00 | 0.7872E+00 | 0.6727E+00 | 0.6545E+00 | 0.4732E+00 | 0.9315E+00 | 0.6902E+00 | 0.9758E+00 | 0.5368E+00 | 0.1096E+01 | 0.9454E+00 |
| 0.8567E+01 | 0.1408E+02 | 0.1003E+02 | 0.6756E+01 | 0.1078E+02 | 0.9377E+01 | 0.1252E+02 | 0.9472E+01 | 0.6098E+01 | 0.3063E+01 | 0.3236E+01 | 0.6021E+01 |

STATISTICS ON NORMAL ANNUAL MEANS(ALL DAYS)

| MEAN | VARIANCE | STANDARD DEVIATION | SKEWNESS | COEFF. OF VARIATION | SERIAL CORR |
|---|---|---|---|---|---|
| 0.7654E+03 | 0.1076E+06 | 0.3280E+03 | 0.7511E+00 | 0.4285E+00 | 0.4474E+00 |

STATISTICS ON LOG MONTHLY MEANS(ALL DAYS)

| OCT | NOV | DEC | JAN | FEB | MARCH | APRIL | MAY | JUNE | JULY | AUG | SEPT |
|---|---|---|---|---|---|---|---|---|---|---|---|

BY ROWS(MEAN,VARIANCE,STANDARD DEVIATION, SKEWNESS, COEFF. OF VARIATION,PERCENTAGE OF AVERAGE FLOW)

| | | | | | | | | | | | |
|---|---|---|---|---|---|---|---|---|---|---|---|
| 0.2853E+01 | 0.2971E+01 | 0.2826E+01 | 0.2700E+01 | 0.2901E+01 | 0.2898E+01 | 0.2772E+01 | 0.2665E+01 | 0.2537E+01 | 0.2398E+01 | 0.2293E+01 | 0.2629E+01 |
| 0.5216E-01 | 0.1644E+00 | 0.1885E+00 | 0.1220E+00 | 0.1351E+00 | 0.4705E-01 | 0.4861E+00 | 0.6138E+00 | 0.3148E+00 | 0.6589E-01 | 0.2032E+00 | 0.1155E+00 |
| 0.2284E+00 | 0.4055E+00 | 0.4341E+00 | 0.3493E+00 | 0.3675E+00 | 0.2169E+00 | 0.6972E+00 | 0.7835E+00 | 0.5611E+00 | 0.2567E+00 | 0.4508E+00 | 0.3398E+00 |
| 0.2823E+00 | 0.6290E+00 | -0.3944E+00 | -0.3807E+00 | -0.9800E+00 | -0.3029E+00 | -0.8572E+00 | -0.1923E+01 | -0.8001E+00 | -0.3855E+00 | 0.7543E+00 | 0.1747E+01 |
| 0.8004E-01 | 0.1365E+00 | 0.1536E+00 | 0.1293E+00 | 0.1267E+00 | 0.7484E-01 | 0.2515E+00 | 0.2940E+00 | 0.2212E+00 | 0.1070E+00 | 0.1966E+00 | 0.1293E+00 |
| 0.8794E+01 | 0.9156E+01 | 0.8712E+01 | 0.8324E+01 | 0.8941E+01 | 0.8933E+01 | 0.8544E+01 | 0.8213E+01 | 0.7820E+01 | 0.7391E+01 | 0.7068E+01 | 0.8103E+01 |

STATISTICS ON LOG ANNUAL MEANS(ALL DAYS)

| MEAN | VARIANCE | STANDARD DEVIATION | SKEWNESS | COEFF. OF VARIATION | SERIAL CORR |
|---|---|---|---|---|---|
| 0.2854E+01 | 0.3567E-01 | 0.1889E+00 | -0.1450E-01 | 0.6619E-01 | 0.2321E+00 |

## 03327500 Wabash River at Peru, Ind.

LOCATION.--Lat 40°44'35", long 86°05'45", in SE¼NE¼ sec.32, T.27 N., R.4 E., Miami County, on right bank at upstream side of bridge on U.S. Highway 31, 0.5 mile (0.8 km) southwest of Peru, 4.3 miles (6.9 km) downstream from Mississinewa River, and at mile 370.5 (596.1 km).

DRAINAGE AREA.--2,686 mi$^2$ (6,956 km$^2$).

REMARKS.--Flow regulated by Huntington Lake (See sta 03323450), Salamonie Lake (See sta 03324450), and Mississinewa Lake (See sta 03326950).

### DURATION TABLE OF DAILY DISCHARGE FOR YEAR ENDING SEPTEMBER 30

| CLASS | 0 | 1 | 2 | 3 | 4 | 5 | 6 | 7 | 8 | 9 | 10 | 11 | 12 | 13 | 14 | 15 | 16 | 17 | 18 | 19 | 20 | 21 | 22 | 23 | 24 | 25 | 26 | 27 | 28 | 29 | 30 | 31 | 32 | 33 | 34 |
|---|---|---|---|---|---|---|---|---|---|---|---|---|---|---|---|---|---|---|---|---|---|---|---|---|---|---|---|---|---|---|---|---|---|---|---|
| YEAR | NUMBER OF DAYS IN CLASS | | | | | | | | | | | | | | | | | | | | | | | | | | | | | | | | | | CFS_DAYS |
| 1944 | | | 4 | 13 | 28 | 11 | 50 | 78 | 33 | 14 | 12 | 10 | 4 | 3 | 2 | 6 | 10 | 11 | 13 | 7 | 8 | 11 | 7 | 8 | 3 | 5 | 1 | 4 | 3 | 2 | 1 | 2 | 2 | | 674979.0 |
| 1945 | | 9 | 19 | 14 | 51 | 29 | 12 | 16 | 16 | 17 | 12 | 18 | 7 | 11 | 16 | 21 | 10 | 11 | 11 | 8 | 4 | 11 | 7 | 4 | 7 | 4 | 7 | 2 | 6 | 2 | 3 | | | | 683804.0 |
| 1946 | | | 6 | 15 | 11 | 5 | 19 | 10 | 19 | 20 | 32 | 19 | 36 | 25 | 15 | 18 | 16 | 10 | 12 | 9 | 9 | 9 | 10 | 12 | 4 | 10 | 6 | 3 | 5 | | | | | | 706944.0 |
| 1947 | | 3 | 9 | 10 | 8 | 16 | 18 | 32 | 26 | 33 | 19 | 7 | 21 | 13 | 7 | 16 | 13 | 5 | 15 | 13 | 13 | 14 | 9 | 15 | 7 | 6 | 2 | 4 | 4 | 5 | 2 | | | | 810692.0 |
| 1948 | | | | 6 | 17 | 17 | 12 | 10 | 20 | 41 | 42 | 25 | 15 | 16 | 10 | 21 | 11 | 13 | 10 | 5 | 6 | 12 | 5 | 9 | 6 | 6 | 9 | 4 | 9 | 4 | 5 | | | | 922821.0 |
| 1949 | | | | | 9 | 13 | 12 | 28 | 8 | 20 | 14 | 21 | 22 | 15 | 14 | 30 | 20 | 16 | 16 | 17 | 13 | 14 | 10 | 10 | 8 | 6 | 11 | 3 | 4 | 4 | 5 | 2 | | | 1040421.0 |
| 1950 | | | | | | 1 | 17 | 36 | 23 | 16 | 24 | 22 | 15 | 18 | 13 | 13 | 9 | 18 | 13 | 17 | 13 | 17 | 9 | 12 | 13 | 10 | 5 | 4 | 6 | 8 | 7 | 3 | 3 | | 1615051.0 |
| 1951 | | | | | 4 | 22 | 14 | 11 | 19 | 13 | 13 | 14 | 19 | 26 | 16 | 21 | 19 | 19 | 14 | 17 | 10 | 16 | 12 | 11 | 11 | 8 | 14 | 5 | 7 | 5 | 3 | 2 | | | 1165609.0 |
| 1952 | | | | | | 25 | 23 | 23 | 23 | 14 | 11 | 19 | 15 | 14 | 8 | 20 | 13 | 22 | 16 | 17 | 10 | 11 | 18 | 7 | 13 | 12 | 5 | 4 | 10 | 6 | 4 | 3 | | | 1183792.0 |
| 1953 | | | 5 | 11 | 21 | 3 | 42 | 17 | 19 | 15 | 5 | 12 | 15 | 21 | 21 | 28 | 23 | 21 | 16 | 11 | 11 | 9 | 12 | 10 | 6 | 2 | 5 | | 2 | 1 | 1 | | | | 635902.0 |
| 1954 | | | 30 | 26 | 19 | 62 | 30 | 25 | 15 | 15 | 17 | 15 | 15 | 20 | 10 | 12 | 9 | 6 | 15 | 4 | 4 | 3 | 6 | 2 | | 1 | | | | | | | | | 252249.0 |
| 1955 | | | | 11 | 10 | 9 | 4 | 13 | 12 | 38 | 42 | 22 | 23 | 18 | 15 | 26 | 16 | 10 | 21 | 9 | 14 | 6 | 12 | 7 | 8 | 5 | 4 | 3 | 4 | 3 | | | | | 720320.0 |
| 1956 | | | | 1 | 16 | 9 | 7 | 13 | 20 | 17 | 29 | 16 | 31 | 21 | 21 | 23 | 12 | 9 | 24 | 15 | 11 | 16 | 13 | 9 | 13 | 6 | 6 | 5 | 2 | 1 | | | | | 807173.0 |
| 1957 | | | | 13 | 8 | 27 | 38 | 7 | 16 | 14 | 20 | 8 | 20 | 15 | 23 | 27 | 16 | 10 | 9 | 7 | 9 | 8 | 6 | 7 | 11 | 12 | 8 | 6 | 3 | 7 | 2 | 6 | 2 | | 1134727.0 |
| 1958 | | | | | | 4 | 4 | 4 | 3 | 20 | 30 | 23 | 13 | 23 | 35 | 38 | 34 | 12 | 26 | 13 | 14 | 11 | 9 | 4 | 12 | 7 | 5 | 3 | 4 | 3 | 3 | 2 | 1 | 4 | 1 | 1222191.0 |
| 1959 | | | | | 5 | 7 | 17 | 32 | 15 | 27 | 36 | 19 | 13 | 9 | 3 | 15 | 16 | 14 | 15 | 14 | 24 | 20 | 10 | 11 | 11 | 5 | 3 | 3 | 4 | 5 | 3 | 3 | 3 | 2 | 1 | 1219727.0 |
| 1960 | | | | | | 16 | 12 | 12 | 26 | 13 | 21 | 40 | 42 | 25 | 19 | 31 | 17 | 15 | 17 | 8 | 7 | 14 | 3 | 7 | 4 | 3 | 9 | | 1 | 4 | | | | | | 643631.0 |
| 1961 | | | | 15 | 25 | 45 | 49 | 10 | 10 | 12 | 20 | 15 | 19 | 17 | 10 | 16 | 10 | 6 | 15 | 7 | 5 | 7 | 6 | 10 | 10 | 2 | 6 | 3 | 8 | 3 | 2 | 2 | | | 792311.0 |

| CLASS | CFS | TOTAL | ACCUM | PERCT | CLASS | CFS | TOTAL | ACCUM | PERCT | CLASS | CFS | TOTAL | ACCUM | PERCT | CLASS | CFS | TOTAL | ACCUM | PERCT |
|---|---|---|---|---|---|---|---|---|---|---|---|---|---|---|---|---|---|---|---|
| 0 | 0.00 | 0 | 6575 | 100.0 | 9 | 350.00 | 366 | 4741 | 72.1 | 18 | 2000.0 | 283 | 1856 | 28.2 | 27 | 12000 | 57 | 291 | 4.4 |
| 1 | 72.00 | 16 | 6575 | 100.0 | 10 | 420.00 | 391 | 4375 | 66.5 | 19 | 2500.0 | 194 | 1573 | 23.9 | 28 | 14000 | 80 | 234 | 3.5 |
| 2 | 88.00 | 73 | 6559 | 99.8 | 11 | 510.00 | 327 | 3984 | 60.6 | 20 | 3000.0 | 189 | 1379 | 21.0 | 29 | 17000 | 61 | 154 | 2.3 |
| 3 | 110.00 | 135 | 6486 | 98.6 | 12 | 620.00 | 352 | 3657 | 55.6 | 21 | 3600.0 | 205 | 1190 | 18.1 | 30 | 21000 | 42 | 93 | 1.4 |
| 4 | 130.00 | 232 | 6351 | 96.6 | 13 | 760.00 | 307 | 3305 | 50.3 | 22 | 4400.0 | 172 | 985 | 15.0 | 31 | 26000 | 29 | 51 | .7 |
| 5 | 160.00 | 320 | 6119 | 93.1 | 14 | 920.00 | 263 | 2998 | 45.6 | 23 | 5400.0 | 152 | 813 | 12.4 | 32 | 31000 | 11 | 22 | .3 |
| 6 | 190.00 | 364 | 5799 | 88.2 | 15 | 1100.00 | 382 | 2735 | 41.6 | 24 | 6500.0 | 146 | 661 | 10.1 | 33 | 38000 | 9 | 11 | .1 |
| 7 | 230.00 | 358 | 5435 | 82.7 | 16 | 1400.00 | 278 | 2353 | 35.8 | 25 | 8000.0 | 113 | 515 | 7.8 | 34 | 46000 | 2 | 2 | .0 |
| 8 | 280.00 | 336 | 5077 | 77.2 | 17 | 1700.00 | 219 | 2075 | 31.6 | 26 | 9700.0 | 111 | 402 | 6.1 | | | | | |

### LOWEST MEAN DISCHARGE, IN CFS, AND RANKING, FOR THE FOLLOWING NUMBER OF CONSECUTIVE DAYS IN YEAR ENDING MARCH 31

| YEAR | 1 | | 3 | | 7 | | 14 | | 30 | | 60 | | 90 | | 120 | | 183 | | ANNUAL | |
|---|---|---|---|---|---|---|---|---|---|---|---|---|---|---|---|---|---|---|---|---|
| 1945 | 82.00 | 4 | 82.70 | 3 | 85.10 | 1 | 88.00 | 1 | 115.00 | 3 | 140.00 | 3 | 166.00 | 3 | 170.00 | 3 | 183.00 | 1 | 1880.00 | 5 |
| 1946 | 74.00 | 2 | 84.00 | 4 | 97.10 | 4 | 134.00 | 8 | 193.00 | 10 | 544.00 | 16 | 630.00 | 15 | 1050.00 | 17 | 979.00 | 14 | 2550.00 | 10 |
| 1947 | 72.00 | 1 | 78.70 | 1 | 90.90 | 3 | 101.00 | 3 | 106.00 | 1 | 136.00 | 2 | 150.00 | 2 | 163.00 | 2 | 313.00 | 4 | 1270.00 | 2 |
| 1948 | 172.00 | 13 | 172.00 | 13 | 175.00 | 12 | 186.00 | 12 | 260.00 | 13 | 306.00 | 11 | 347.00 | 9 | 427.00 | 10 | 521.00 | 6 | 2930.00 | 11 |
| 1949 | 113.00 | 7 | 115.00 | 7 | 121.00 | 7 | 134.00 | 9 | 155.00 | 8 | 184.00 | 7 | 203.00 | 6 | 350.00 | 7 | 682.00 | 9 | 3350.00 | 13 |
| 1950 | 177.00 | 15 | 199.00 | 15 | 228.00 | 15 | 233.00 | 15 | 305.00 | 15 | 394.00 | 13 | 479.00 | 12 | 676.00 | 12 | 856.00 | 12 | 3940.00 | 16 |
| 1951 | 257.00 | 17 | 263.00 | 17 | 311.00 | 17 | 314.00 | 17 | 393.00 | 17 | 731.00 | 17 | 1060.00 | 17 | 1040.00 | 16 | 1240.00 | 15 | 3440.00 | 14 |
| 1952 | 132.00 | 10 | 143.00 | 10 | 152.00 | 10 | 160.00 | 10 | 169.00 | 9 | 182.00 | 6 | 225.00 | 7 | 299.00 | 6 | 617.00 | 8 | 3160.00 | 12 |
| 1953 | 176.00 | 14 | 179.00 | 14 | 183.00 | 13 | 202.00 | 13 | 210.00 | 11 | 252.00 | 8 | 363.00 | 10 | 375.00 | 8 | 543.00 | 7 | 2080.00 | 8 |
| 1954 | 100.00 | 5 | 100.00 | 5 | 100.00 | 5 | 101.00 | 4 | 106.00 | 2 | 117.00 | 1 | 123.00 | 1 | 138.00 | 1 | 210.00 | 3 | 865.00 | 1 |
| 1955 | 78.00 | 3 | 81.00 | 2 | 89.10 | 2 | 99.30 | 2 | 135.00 | 5 | 275.00 | 9 | 294.00 | 8 | 390.00 | 9 | 716.00 | 10 | 1880.00 | 6 |
| 1956 | 112.00 | 6 | 112.00 | 6 | 112.00 | 6 | 122.00 | 5 | 146.00 | 6 | 403.00 | 14 | 798.00 | 16 | 900.00 | 13 | 949.00 | 13 | 1980.00 | 7 |
| 1957 | 119.00 | 8 | 121.00 | 8 | 124.00 | 9 | 128.00 | 7 | 134.00 | 4 | 151.00 | 4 | 167.00 | 4 | 194.00 | 5 | 320.00 | 5 | 1340.00 | 4 |
| 1958 | 168.00 | 12 | 169.00 | 12 | 183.00 | 14 | 215.00 | 14 | 277.00 | 14 | 542.00 | 15 | 602.00 | 14 | 907.00 | 14 | 2320.00 | 17 | 3870.00 | 15 |
| 1959 | 249.00 | 16 | 249.00 | 16 | 256.00 | 16 | 262.00 | 16 | 314.00 | 16 | 392.00 | 12 | 519.00 | 13 | 1010.00 | 15 | 1430.00 | 16 | 4130.00 | 17 |
| 1960 | 156.00 | 11 | 156.00 | 11 | 157.00 | 11 | 173.00 | 11 | 246.00 | 12 | 281.00 | 10 | 372.00 | 11 | 470.00 | 11 | 814.00 | 11 | 2420.00 | 9 |
| 1961 | 121.00 | 9 | 121.00 | 9 | 123.00 | 8 | 127.00 | 6 | 151.00 | 7 | 153.00 | 5 | 170.00 | 5 | 176.00 | 4 | 207.00 | 2 | 1320.00 | 3 |

### HIGHEST MEAN DISCHARGE, IN CFS, AND RANKING, FOR THE FOLLOWING NUMBER OF CONSECUTIVE DAYS IN YEAR ENDING SEPTEMBER 30

| YEAR | 1 | | 3 | | 7 | | 15 | | 30 | | 60 | | 90 | | 120 | | 183 | | ANNUAL | |
|---|---|---|---|---|---|---|---|---|---|---|---|---|---|---|---|---|---|---|---|---|
| 1944 | 36900.0 | 4 | 34200.0 | 4 | 26100.0 | 5 | 17000.0 | 4 | 10900.0 | 8 | 7590.0 | 9 | 6360.0 | 9 | 5070.0 | 10 | 3410.0 | 12 | 1840.0 | 15 |
| 1945 | 21900.0 | 13 | 21500.0 | 10 | 16800.0 | 12 | 9250.0 | 13 | 7370.0 | 13 | 5710.0 | 12 | 4980.0 | 12 | 4570.0 | 12 | 3480.0 | 11 | 1870.0 | 14 |
| 1946 | 16100.0 | 17 | 13800.0 | 17 | 10600.0 | 17 | 8100.0 | 16 | 5290.0 | 17 | 3850.0 | 17 | 4020.0 | 16 | 3280.0 | 17 | 3070.0 | 14 | 1940.0 | 13 |
| 1947 | 25700.0 | 10 | 21000.0 | 11 | 17600.0 | 9 | 11800.0 | 11 | 7870.0 | 11 | 7380.0 | 10 | 6120.0 | 11 | 4870.0 | 11 | 4000.0 | 10 | 2220.0 | 9 |
| 1948 | 22500.0 | 11 | 20300.0 | 12 | 18300.0 | 8 | 13600.0 | 9 | 12700.0 | 5 | 8600.0 | 6 | 7270.0 | 6 | 5790.0 | 7 | 4570.0 | 7 | 2520.0 | 8 |
| 1949 | 29000.0 | 6 | 26300.0 | 7 | 17200.0 | 11 | 15000.0 | 7 | 12300.0 | 6 | 9550.0 | 4 | 7510.0 | 5 | 6280.0 | 5 | 4730.0 | 6 | 2850.0 | 7 |
| 1950 | 44000.0 | 3 | 38600.0 | 3 | 26500.0 | 4 | 25500.0 | 2 | 19200.0 | 1 | 14800.0 | 1 | 11900.0 | 1 | 10600.0 | 1 | 7710.0 | 1 | 4420.0 | 1 |

HIGHEST MEAN DISCHARGE, IN CFS, AND RANKING, FOR THE FOLLOWING NUMBER OF CONSECUTIVE DAYS IN YEAR ENDING SEPTEMBER 30

| YEAR | 1 | | 3 | | 7 | | 15 | | 30 | | 60 | | 90 | | 120 | | 183 | | ANNUAL | |
|---|---|---|---|---|---|---|---|---|---|---|---|---|---|---|---|---|---|---|---|---|
| 1951 | 26900.0 | 8 | 24700.0 | 9 | 19700.0 | 7 | 13900.0 | 8 | 8690.0 | 10 | 7060.0 | 11 | 6330.0 | 10 | 6020.0 | 6 | 5490.0 | 5 | 3190.0 | 5 |
| 1952 | 28400.0 | 7 | 26700.0 | 6 | 17300.0 | 10 | 13200.0 | 10 | 10900.0 | 9 | 8350.0 | 8 | 7980.0 | 4 | 7210.0 | 4 | 5870.0 | 3 | 3230.0 | 4 |
| 1953 | 22400.0 | 12 | 19200.0 | 13 | 12600.0 | 15 | 9240.0 | 14 | 6950.0 | 14 | 4830.0 | 14 | 4130.0 | 15 | 3510.0 | 15 | 3020.0 | 15 | 1740.0 | 17 |
| 1954 | 8010.0 | 18 | 5940.0 | 18 | 3970.0 | 18 | 3220.0 | 18 | 2540.0 | 18 | 1890.0 | 18 | 1640.0 | 18 | 1550.0 | 18 | 1180.0 | 18 | 691.0 | 18 |
| 1955 | 19800.0 | 15 | 16800.0 | 15 | 14700.0 | 13 | 9480.0 | 12 | 6910.0 | 15 | 4680.0 | 15 | 4530.0 | 13 | 3980.0 | 13 | 2940.0 | 16 | 1970.0 | 12 |
| 1956 | 19700.0 | 16 | 17000.0 | 14 | 11600.0 | 16 | 9050.0 | 15 | 7630.0 | 12 | 5640.0 | 13 | 4240.0 | 14 | 3820.0 | 14 | 3140.0 | 13 | 2210.0 | 10 |
| 1957 | 35800.0 | 5 | 33500.0 | 5 | 29500.0 | 2 | 19300.0 | 3 | 15000.0 | 3 | 9620.0 | 3 | 8200.0 | 2 | 7360.0 | 3 | 5740.0 | 4 | 3110.0 | 6 |
| 1958 | 50900.0 | 1 | 46800.0 | 1 | 41600.0 | 1 | 25900.0 | 1 | 14600.0 | 4 | 9150.0 | 5 | 6910.0 | 7 | 5590.0 | 8 | 4330.0 | 8 | 3350.0 | 2 |
| 1959 | 46400.0 | 2 | 39300.0 | 2 | 28600.0 | 3 | 16300.0 | 6 | 15200.0 | 2 | 9970.0 | 2 | 8110.0 | 3 | 7960.0 | 2 | 5880.0 | 2 | 3340.0 | 3 |
| 1960 | 20000.0 | 14 | 16400.0 | 16 | 12800.0 | 14 | 7550.0 | 17 | 5650.0 | 16 | 4090.0 | 16 | 3570.0 | 17 | 3370.0 | 16 | 2660.0 | 17 | 1760.0 | 16 |
| 1961 | 26400.0 | 9 | 25200.0 | 8 | 21700.0 | 6 | 16400.0 | 5 | 11100.0 | 7 | 8550.0 | 7 | 6900.0 | 8 | 5470.0 | 9 | 4050.0 | 9 | 2170.0 | 11 |

STATISTICS CN NORMAL MONTHLY MEANS(ALL DAYS)

| OCT | NOV | DEC | JAN | FEB | MARCH | APRIL | MAY | JUNE | JULY | AUG | SEPT |
|---|---|---|---|---|---|---|---|---|---|---|---|
| BY ROWS(MEAN,VARIANCE,STANDARD DEVIATION, SKEWNESS, COEFF. OF VARIATION,PERCENTAGE OF AVERAGE FLOW) | | | | | | | | | | | |
| 0.7300E+03 | 0.1112E+04 | 0.2005E+04 | 0.4317E+04 | 0.4028E+04 | 0.4561E+04 | 0.5192E+04 | 0.2682E+04 | 0.2720E+04 | 0.1318E+04 | 0.6333E+03 | 0.4493E+03 |
| 0.5434E+06 | 0.1432E+07 | 0.4878E+07 | 0.2351E+08 | 0.9873E+07 | 0.4660E+07 | 0.1437E+08 | 0.1580E+07 | 0.1045E+08 | 0.1819E+07 | 0.4015E+06 | 0.2976E+06 |
| 0.7371E+03 | 0.1197E+04 | 0.2209E+04 | 0.4849E+04 | 0.3142E+04 | 0.2159E+04 | 0.3791E+04 | 0.1257E+04 | 0.3233E+04 | 0.1349E+04 | 0.6337E+03 | 0.5455E+03 |
| 0.1090E+01 | 0.1687E+01 | 0.1722E+01 | 0.1809E+01 | 0.1040E+01 | 0.1075E+00 | 0.1054E+01 | 0.3027E-01 | 0.3015E+01 | 0.2559E+01 | 0.2631E+01 | 0.3226E+01 |
| 0.1010E+01 | 0.1076E+01 | 0.1101E+01 | 0.1123E+01 | 0.7800E+00 | 0.4733E+00 | 0.7302E+00 | 0.4688E+00 | 0.1189E+01 | 0.1023E+01 | 0.1001E+01 | 0.1214E+01 |
| 0.2454E+01 | 0.3737E+01 | 0.6740E+01 | 0.1451E+02 | 0.1354E+02 | 0.1533E+02 | 0.1745E+02 | 0.9016E+01 | 0.9142E+01 | 0.4432E+01 | 0.2129E+01 | 0.1510E+01 |

STATISTICS CN NORMAL ANNUAL MEANS(ALL DAYS)

| MEAN | VARIANCE | STANDARD DEVIATION | SKEWNESS | COEFF. OF VARIATION | SERIAL CORR |
|---|---|---|---|---|---|
| 0.2469E+04 | 0.7480E+06 | 0.8649E+03 | 0.2890E+00 | 0.3503E+00 | 0.4843E+00 |

STATISTICS CN LOG MCNTHLY MEANS(ALL DAYS)

| OCT | NOV | DEC | JAN | FEB | MARCH | APRIL | MAY | JUNE | JULY | AUG | SEPT |
|---|---|---|---|---|---|---|---|---|---|---|---|
| BY ROWS(MEAN,VARIANCE,STANDARD DEVIATION, SKEWNESS, COEFF. OF VARIATION,PERCENTAGE OF AVERAGE FLOW) | | | | | | | | | | | |
| 0.2643E+01 | 0.2830E+01 | 0.3034E+01 | 0.3307E+01 | 0.3473E+01 | 0.3604E+01 | 0.3595E+01 | 0.3368E+01 | 0.3269E+01 | 0.2973E+01 | 0.2682E+01 | 0.2484E+01 |
| 0.2054E+00 | 0.2003E+00 | 0.2874E+00 | 0.4169E+00 | 0.1311E+00 | 0.5606E-01 | 0.1242E+00 | 0.6729E-01 | 0.1261E+00 | 0.1277E+00 | 0.8709E-01 | 0.1278E+00 |
| 0.4532E+00 | 0.4475E+00 | 0.5361E+00 | 0.6457E+00 | 0.3621E+00 | 0.2368E+00 | 0.3524E+00 | 0.2594E+00 | 0.3551E+00 | 0.3574E+00 | 0.2951E+00 | 0.3574E+00 |
| 0.3907E+00 | 0.2860E+00 | -0.1637E+00 | -0.5751E+00 | -0.1406E+00 | -0.4856E+00 | -0.3333E+00 | -0.1033E+01 | 0.9048E+00 | 0.2196E+00 | 0.1283E+01 | 0.9593E+00 |
| 0.1715E+00 | 0.1582E+00 | 0.1767E+00 | 0.1952E+00 | 0.1043E+00 | 0.6569E-01 | 0.9805E-01 | 0.7702E-01 | 0.1086E+00 | 0.1202E+00 | 0.1100E+00 | 0.1439E+00 |
| 0.7093E+01 | 0.7594E+01 | 0.8142E+01 | 0.8876E+01 | 0.9321E+01 | 0.9673E+01 | 0.9647E+01 | 0.9039E+01 | 0.8772E+01 | 0.7978E+01 | 0.7198E+01 | 0.6665E+01 |

STATISTICS CN LOG ANNUAL MEANS(ALL DAYS)

| MEAN | VARIANCE | STANDARD DEVIATION | SKEWNESS | COEFF. OF VARIATION | SERIAL CORR |
|---|---|---|---|---|---|
| 0.3363E+01 | 0.3132E-01 | 0.1770E+00 | -0.1302E+01 | 0.5263E-01 | 0.4131E+00 |

ANNUAL PEAKS

| | | | |
|---|---|---|---|
| 1913 | 115000 | 1959 | 48000 |
| 1943 | 68000 | 1960 | 20800 |
| 1944 | 37700 | 1961 | 26700 |
| 1945 | 22200 | 1962 | 34300 |
| 1946 | 17600 | 1963 | 32100 |
| 1947 | 26000 | 1964 | 35800 |
| 1948 | 23900 | 1965 | 18500 |
| 1949 | 29900 | 1966 | 9880 |
| 1950 | 45000 | 1967 | 22300 |
| 1951 | 27800 | 1968 | 21300 |
| 1952 | 29300 | 1969 | 15900 |
| 1953 | 23100 | 1970 | 14000 |
| 1954 | 8520 | 1971 | 13700 |
| 1955 | 20500 | 1972 | 14000 |
| 1956 | 20500 | 1973 | 10800 |
| 1957 | 38100 | | |
| 1958 | 53100 | | |

**ANALYSIS AFTER REGULATION**

DURATION TABLE OF DAILY DISCHARGE FOR YEAR ENDING SEPTEMBER 30

| CLASS | 0 | 1 | 2 | 3 | 4 | 5 | 6 | 7 | 8 | 9 | 10 | 11 | 12 | 13 | 14 | 15 | 16 | 17 | 18 | 19 | 20 | 21 | 22 | 23 | 24 | 25 | 26 | 27 | 28 | 29 | 30 | 31 | 32 | 33 | 34 | CFS_DAYS |
|---|---|---|---|---|---|---|---|---|---|---|---|---|---|---|---|---|---|---|---|---|---|---|---|---|---|---|---|---|---|---|---|---|---|---|---|---|
| YEAR | NUMBER OF DAYS IN CLASS | | | | | | | | | | | | | | | | | | | | | | | | | | | | | | | | | | | |
| 1970 | | | | | | 4 | 11 | 10 | 10 | 5 | 26 | 22 | 32 | 20 | 19 | 42 | 27 | 15 | 14 | 18 | 10 | 21 | 19 | 14 | 10 | 10 | 5 | 1 | | | | | | | | 812134.0 |
| 1971 | | | | | 3 | 4 | 11 | 28 | 32 | 29 | 17 | 19 | 21 | 11 | 24 | 61 | 28 | 12 | 10 | 10 | 10 | 4 | 7 | 6 | 3 | 4 | 6 | 5 | | | | | | | | 589910.0 |
| 1972 | | | | | | 5 | 2 | 3 | 10 | 17 | 10 | 18 | 21 | 25 | 33 | 44 | 22 | 16 | 12 | 13 | 9 | 13 | 29 | 19 | 19 | 13 | 12 | 1 | | | | | | | | 998131.0 |
| 1973 | | | | | | | | 1 | 7 | 6 | 12 | 16 | 5 | 7 | 19 | 24 | 30 | 10 | 25 | 10 | 10 | 20 | 42 | 40 | 48 | 27 | 6 | | | | | | | | | 1421623.0 |

| CLASS | CFS | TOTAL | ACCUM | PERCT | CLASS | CFS | TOTAL | ACCUM | PERCT | CLASS | CFS | TOTAL | ACCUM | PERCT | CLASS | CFS | TOTAL | ACCUM | PERCT |
|---|---|---|---|---|---|---|---|---|---|---|---|---|---|---|---|---|---|---|---|
| 0 | 0.00 | 0 | 1461 | 100.0 | 9 | 350.00 | 57 | 1320 | 90.3 | 18 | 2000.0 | 61 | 555 | 38.0 | 27 | 12000 | 7 | 7 | .4 |
| 1 | 72.00 | 0 | 1461 | 100.0 | 10 | 420.00 | 65 | 1263 | 86.4 | 19 | 2500.0 | 51 | 494 | 33.8 | 28 | 14000 | | | |
| 2 | 88.00 | 0 | 1461 | 100.0 | 11 | 510.00 | 75 | 1198 | 82.0 | 20 | 3000.0 | 39 | 443 | 30.3 | 29 | 17000 | | | |
| 3 | 110.00 | 0 | 1461 | 100.0 | 12 | 620.00 | 79 | 1123 | 76.9 | 21 | 3600.0 | 58 | 404 | 27.7 | 30 | 21000 | | | |
| 4 | 130.00 | 3 | 1461 | 100.0 | 13 | 760.00 | 63 | 1044 | 71.5 | 22 | 4400.0 | 97 | 346 | 23.7 | 31 | 26000 | | | |
| 5 | 160.00 | 13 | 1458 | 99.8 | 14 | 920.00 | 95 | 981 | 67.1 | 23 | 5400.0 | 79 | 249 | 17.0 | 32 | 31000 | | | |
| 6 | 190.00 | 24 | 1445 | 98.9 | 15 | 1100.00 | 171 | 886 | 60.6 | 24 | 6500.0 | 80 | 170 | 11.6 | 33 | 38000 | | | |
| 7 | 230.00 | 42 | 1421 | 97.3 | 16 | 1400.00 | 107 | 715 | 48.9 | 25 | 8000.0 | 54 | 90 | 6.2 | 34 | 46000 | | | |
| 8 | 280.00 | 59 | 1379 | 94.4 | 17 | 1700.00 | 53 | 608 | 41.6 | 26 | 9700.0 | 29 | 36 | 2.5 | | | | | |

LOWEST MEAN DISCHARGE, IN CFS, AND RANKING, FOR THE FOLLOWING NUMBER OF CONSECUTIVE DAYS IN YEAR ENDING MARCH 31

| YEAR | 1 | | 3 | | 7 | | 14 | | 30 | | 60 | | 90 | | 120 | | 183 | | ANNUAL | |
|---|---|---|---|---|---|---|---|---|---|---|---|---|---|---|---|---|---|---|---|---|
| 1970 | 158.00 | 2 | 163.00 | 2 | 192.00 | 4 | 215.00 | 2 | 295.00 | 3 | 455.00 | 2 | 1100.00 | 4 | 1330.00 | 4 | 1690.00 | 3 | 2210.00 | 3 |
| 1971 | 168.00 | 3 | 181.00 | 4 | 189.00 | 3 | 201.00 | 1 | 244.00 | 1 | 531.00 | 3 | 767.00 | 2 | 845.00 | 2 | 946.00 | 2 | 2120.00 | 2 |
| 1972 | 155.00 | 1 | 156.00 | 1 | 173.00 | 1 | 232.00 | 3 | 262.00 | 2 | 424.00 | 1 | 513.00 | 1 | 766.00 | 1 | 833.00 | 1 | 1650.00 | 1 |
| 1973 | 169.00 | 4 | 170.00 | 3 | 182.00 | 2 | 235.00 | 4 | 321.00 | 4 | 793.00 | 4 | 953.00 | 3 | 1240.00 | 3 | 2440.00 | 4 | 4020.00 | 4 |

HIGHEST MEAN DISCHARGE, IN CFS, AND RANKING, FOR THE FOLLOWING NUMBER OF CONSECUTIVE DAYS IN YEAR ENDING SEPTEMBER 30

| YEAR | 1 | | 3 | | 7 | | 15 | | 30 | | 60 | | 90 | | 120 | | 183 | | ANNUAL | |
|---|---|---|---|---|---|---|---|---|---|---|---|---|---|---|---|---|---|---|---|---|
| 1970 | 13100.0 | 2 | 10800.0 | 3 | 9520.0 | 4 | 7110.0 | 4 | 5320.0 | 4 | 4160.0 | 4 | 3570.0 | 3 | 3670.0 | 3 | 3200.0 | 3 | 2230.0 | 3 |
| 1971 | 13400.0 | 1 | 13300.0 | 1 | 12600.0 | 1 | 10400.0 | 1 | 7670.0 | 3 | 5020.0 | 3 | 3540.0 | 4 | 2950.0 | 4 | 2390.0 | 4 | 1620.0 | 4 |
| 1972 | 12600.0 | 3 | 10900.0 | 2 | 10500.0 | 2 | 8870.0 | 3 | 8040.0 | 2 | 5910.0 | 2 | 4900.0 | 2 | 4050.0 | 2 | 3960.0 | 2 | 2730.0 | 2 |
| 1973 | 10400.0 | 4 | 10200.0 | 4 | 9810.0 | 3 | 9390.0 | 2 | 8100.0 | 1 | 7290.0 | 1 | 6260.0 | 1 | 5740.0 | 1 | 5510.0 | 1 | 3890.0 | 1 |

STATISTICS ON NORMAL MONTHLY MEANS(ALL DAYS)

| OCT | NOV | DEC | JAN | FEB | MARCH | APRIL | MAY | JUNE | JULY | AUG | SEPT |
|---|---|---|---|---|---|---|---|---|---|---|---|
| BY ROWS(MEAN,VARIANCE,STANDARD DEVIATION, SKEWNESS, COEFF. OF VARIATION,PERCENTAGE OF AVERAGE FLOW) | | | | | | | | | | | |
| 0.2390E+04 | 0.3574E+04 | 0.3665E+04 | 0.2186E+04 | 0.3239E+04 | 0.3807E+04 | 0.4459E+04 | 0.2891E+04 | 0.1790E+04 | 0.1001E+04 | 0.9883E+03 | 0.1502E+04 |
| 0.1911E+07 | 0.9058E+07 | 0.7460E+07 | 0.2764E+07 | 0.3813E+07 | 0.8456E+06 | 0.9623E+07 | 0.2203E+07 | 0.1089E+07 | 0.1753E+06 | 0.7928E+06 | 0.1542E+07 |
| 0.1382E+04 | 0.3010E+04 | 0.2731E+04 | 0.1663E+04 | 0.1953E+04 | 0.9196E+03 | 0.3102E+04 | 0.1484E+04 | 0.1044E+04 | 0.4186E+03 | 0.8904E+03 | 0.1242E+04 |
| 0.1298E+01 | 0.1079E+01 | 0.2635E+00 | 0.4057E+00 | -0.1665E+00 | -0.1127E+00 | -0.8404E+00 | -0.7142E+00 | 0.1925E+01 | 0.1125E+01 | 0.1265E+01 | 0.1551E+01 |
| 0.5783E+00 | 0.8420E+00 | 0.7453E+00 | 0.7604E+00 | 0.6028E+00 | 0.2416E+00 | 0.6957E+00 | 0.5134E+00 | 0.5829E+00 | 0.4182E+00 | 0.9009E+00 | 0.8268E+00 |
| 0.7590E+01 | 0.1135E+02 | 0.1164E+02 | 0.6943E+01 | 0.1028E+02 | 0.1209E+02 | 0.1416E+02 | 0.9180E+01 | 0.5685E+01 | 0.3178E+01 | 0.3138E+01 | 0.4769E+01 |

STATISTICS ON NORMAL ANNUAL MEANS(ALL DAYS)

| MEAN | VARIANCE | STANDARD DEVIATION | SKEWNESS | COEFF. OF VARIATION | SERIAL CORR |
|---|---|---|---|---|---|
| 0.2616E+04 | 0.9334E+06 | 0.9661E+03 | 0.7654E+00 | 0.3693E+00 | 0.4641E+00 |

STATISTICS ON LOG MONTHLY MEANS(ALL DAYS)

| OCT | NOV | DEC | JAN | FEB | MARCH | APRIL | MAY | JUNE | JULY | AUG | SEPT |
|---|---|---|---|---|---|---|---|---|---|---|---|
| BY ROWS(MEAN,VARIANCE,STANDARD DEVIATION, SKEWNESS, COEFF. OF VARIATION,PERCENTAGE OF AVERAGE FLOW) | | | | | | | | | | | |
| 0.3328E+01 | 0.3428E+01 | 0.3450E+01 | 0.3222E+01 | 0.3424E+01 | 0.3571E+01 | 0.3463E+01 | 0.3400E+01 | 0.3208E+01 | 0.2974E+01 | 0.2855E+01 | 0.3074E+01 |
| 0.5610E-01 | 0.1501E+00 | 0.1452E+00 | 0.1510E+00 | 0.1243E+00 | 0.1156E-01 | 0.3369E+00 | 0.8363E-01 | 0.4614E-01 | 0.2995E-01 | 0.1664E+00 | 0.1132E+00 |
| 0.2369E+00 | 0.3874E+00 | 0.3811E+00 | 0.3886E+00 | 0.3526E+00 | 0.1075E+00 | 0.5804E+00 | 0.2892E+00 | 0.2148E+00 | 0.1731E+00 | 0.4079E+00 | 0.3365E+00 |
| 0.8002E+00 | 0.3047E+00 | -0.1302E+00 | -0.1758E+00 | -0.1315E+01 | -0.1808E+00 | -0.1721E+01 | -0.1318E+01 | 0.1790E+01 | 0.7464E+00 | 0.3925E+00 | 0.8538E+00 |
| 0.7117E-01 | 0.1130E+00 | 0.1105E+00 | 0.1206E+00 | 0.1030E+00 | 0.3011E-01 | 0.1676E+00 | 0.8505E-01 | 0.6696E-01 | 0.5820E-01 | 0.1429E+00 | 0.1095E+00 |
| 0.8447E+01 | 0.8701E+01 | 0.8757E+01 | 0.8178E+01 | 0.8690E+01 | 0.9064E+01 | 0.8791E+01 | 0.8631E+01 | 0.8143E+01 | 0.7548E+01 | 0.7246E+01 | 0.7803E+01 |

STATISTICS ON LOG ANNUAL MEANS(ALL DAYS)

| MEAN | VARIANCE | STANDARD DEVIATION | SKEWNESS | COEFF. OF VARIATION | SERIAL CORR |
|---|---|---|---|---|---|
| 0.3396E+01 | 0.2564E-01 | 0.1601E+00 | 0.1341E+00 | 0.4716E-01 | 0.2831E+00 |

## 03327520 Pipe Creek near Bunker Hill, Ind.

LOCATION.--Lat 40°40'06", long 86°05'44", in NE¼SE¼ sec.29, T.26 N., R.4 E., Miami County, on right bank 150 ft (46 m) downstream from bridge on County Road 125 West, 0.5 mile (0.8 km) northeast of Bunker Hill.

DRAINAGE AREA.--159 $mi^2$ (412 $km^2$).

### DURATION TABLE OF DAILY DISCHARGE FOR YEAR ENDING SEPTEMBER 30

| CLASS | 0 | 1 | 2 | 3 | 4 | 5 | 6 | 7 | 8 | 9 | 10 | 11 | 12 | 13 | 14 | 15 | 16 | 17 | 18 | 19 | 20 | 21 | 22 | 23 | 24 | 25 | 26 | 27 | 28 | 29 | 30 | 31 | 32 | 33 | 34 |
|---|---|---|---|---|---|---|---|---|---|---|---|---|---|---|---|---|---|---|---|---|---|---|---|---|---|---|---|---|---|---|---|---|---|---|---|
| YEAR | NUMBER OF DAYS IN CLASS | | | | | | | | | | | | | | | | | | | | | | | | | | | | | | | | | | CFS_DAYS |
| 1969 | | | 4 | 15 | 21 | 13 | 8 | 9 | 8 | 11 | 16 | 27 | 29 | 47 | 40 | 21 | 21 | 17 | 8 | 11 | 7 | 6 | 4 | 4 | 3 | 2 | 3 | 3 | 1 | 2 | | | 2 | 1 | 1 | 40180.1 |
| 1971 | | 2 | 3 | 19 | 16 | 4 | 7 | 13 | 13 | 24 | 23 | 32 | 44 | 33 | 34 | 22 | 21 | 9 | 5 | 7 | 6 | 4 | 4 | 1 | 1 | 4 | 5 | 5 | 3 | 1 | | | | | | 30943.5 |
| 1972 | | | | 2 | 6 | 6 | 19 | 24 | 23 | 16 | 12 | 10 | 28 | 38 | 27 | 22 | 20 | 18 | 14 | 15 | 7 | 7 | 5 | 12 | 3 | 8 | 7 | 6 | 3 | 3 | 1 | 2 | 1 | 1 | | 53787.8 |
| 1973 | | | | | | | | | 4 | 19 | 12 | 11 | 8 | 28 | 25 | 27 | 31 | 28 | 20 | 19 | 20 | 12 | 12 | 14 | 10 | 13 | 25 | 8 | 9 | 5 | 2 | 2 | 1 | | | 86143.0 |

| CLASS | CFS | TOTAL | ACCUM | PERCT | CLASS | CFS | TOTAL | ACCUM | PERCT | CLASS | CFS | TOTAL | ACCUM | PERCT | CLASS | CFS | TOTAL | ACCUM | PERCT |
|---|---|---|---|---|---|---|---|---|---|---|---|---|---|---|---|---|---|---|---|
| 0 | 0.00 | 0 | 1461 | 100.0 | 9 | 19.00 | 70 | 1222 | 83.6 | 18 | 120.0 | 47 | 371 | 25.4 | 27 | 690 | 22 | 63 | 4.3 |
| 1 | 4.00 | 2 | 1461 | 100.0 | 10 | 24.00 | 63 | 1152 | 78.9 | 19 | 140.0 | 52 | 324 | 22.2 | 28 | 840 | 16 | 41 | 2.8 |
| 2 | 4.90 | 7 | 1459 | 99.9 | 11 | 29.00 | 80 | 1089 | 74.5 | 20 | 170.0 | 40 | 272 | 18.6 | 29 | 1000 | 11 | 25 | 1.7 |
| 3 | 5.90 | 36 | 1452 | 99.4 | 12 | 35.00 | 109 | 1009 | 69.1 | 21 | 210.0 | 29 | 232 | 15.9 | 30 | 1200 | 3 | 14 | .9 |
| 4 | 7.20 | 43 | 1416 | 96.9 | 13 | 43.00 | 146 | 900 | 61.6 | 22 | 260.0 | 25 | 203 | 13.9 | 31 | 1500 | 4 | 11 | .7 |
| 5 | 8.80 | 23 | 1373 | 94.0 | 14 | 52.00 | 126 | 754 | 51.6 | 23 | 310.0 | 31 | 178 | 12.2 | 32 | 1900 | 4 | 7 | .4 |
| 6 | 11.00 | 34 | 1350 | 92.4 | 15 | 64.00 | 92 | 628 | 43.0 | 24 | 380.0 | 17 | 147 | 10.1 | 33 | 2300 | 2 | 3 | .2 |
| 7 | 13.00 | 46 | 1316 | 90.1 | 16 | 78.00 | 93 | 536 | 36.7 | 25 | 460.0 | 27 | 130 | 8.9 | 34 | 2800 | 1 | 1 | .0 |
| 8 | 16.00 | 48 | 1270 | 86.9 | 17 | 95.00 | 72 | 443 | 30.3 | 26 | 560.0 | 40 | 103 | 7.0 | | | | | |

### LOWEST MEAN DISCHARGE, IN CFS, AND RANKING, FOR THE FOLLOWING NUMBER OF CONSECUTIVE DAYS IN YEAR ENDING MARCH 31

| YEAR | 1 | | 3 | | 7 | | 14 | | 30 | | 60 | | 90 | | 120 | | 183 | | ANNUAL | |
|---|---|---|---|---|---|---|---|---|---|---|---|---|---|---|---|---|---|---|---|---|
| 1970 | 7.60 | 3 | 8.10 | 3 | 8.69 | 3 | 11.50 | 3 | 12.80 | 2 | 30.40 | 2 | 38.00 | 2 | 48.40 | 2 | 63.50 | 2 | 113.00 | 2 |
| 1972 | 4.00 | 1 | 4.40 | 1 | 5.20 | 1 | 6.04 | 1 | 7.40 | 1 | 14.70 | 1 | 18.00 | 1 | 17.40 | 1 | 22.30 | 1 | 70.50 | 1 |
| 1973 | 7.10 | 2 | 7.40 | 2 | 7.96 | 2 | 8.71 | 2 | 13.10 | 3 | 36.40 | 3 | 56.80 | 3 | 74.70 | 3 | 122.00 | 3 | 261.00 | 3 |

### HIGHEST MEAN DISCHARGE, IN CFS, AND RANKING, FOR THE FOLLOWING NUMBER OF CONSECUTIVE DAYS IN YEAR ENDING SEPTEMBER 30

| YEAR | 1 | | 3 | | 7 | | 15 | | 30 | | 60 | | 90 | | 120 | | 183 | | ANNUAL | |
|---|---|---|---|---|---|---|---|---|---|---|---|---|---|---|---|---|---|---|---|---|
| 1969 | 2960.0 | 1 | 2650.0 | 1 | 1790.0 | 1 | 964.0 | 1 | 591.0 | 3 | 356.0 | 3 | 268.0 | 3 | 242.0 | 3 | 185.0 | 3 | 110.0 | 3 |
| 1971 | 1190.0 | 4 | 951.0 | 4 | 822.0 | 4 | 572.0 | 4 | 442.0 | 4 | 288.0 | 4 | 206.0 | 4 | 186.0 | 4 | 138.0 | 4 | 84.8 | 4 |
| 1972 | 2390.0 | 2 | 2040.0 | 2 | 1380.0 | 2 | 865.0 | 2 | 642.0 | 1 | 375.0 | 2 | 297.0 | 2 | 247.0 | 2 | 211.0 | 2 | 147.0 | 2 |
| 1973 | 2000.0 | 3 | 1740.0 | 3 | 1030.0 | 3 | 740.0 | 3 | 620.0 | 2 | 416.0 | 1 | 356.0 | 1 | 335.0 | 1 | 338.0 | 1 | 236.0 | 1 |

### STATISTICS ON NORMAL MONTHLY MEANS(ALL DAYS)

| OCT | NOV | DEC | JAN | FEB | MARCH | APRIL | MAY | JUNE | JULY | AUG | SEPT |
|---|---|---|---|---|---|---|---|---|---|---|---|
| BY ROWS(MEAN,VARIANCE,STANDARD DEVIATION, SKEWNESS, COEFF. OF VARIATION,PERCENTAGE OF AVERAGE FLOW) | | | | | | | | | | | |
| 0.8693E+02 | 0.1802E+03 | 0.1727E+03 | 0.1781E+03 | 0.1741E+03 | 0.2109E+03 | 0.2965E+03 | 0.1016E+03 | 0.9341E+02 | 0.6764E+02 | 0.7251E+02 | 0.6737E+02 |
| 0.9764E+04 | 0.4578E+05 | 0.1659E+05 | 0.2538E+05 | 0.1592E+05 | 0.3683E+05 | 0.4945E+05 | 0.8278E+03 | 0.2790E+04 | 0.6349E+03 | 0.1560E+05 | 0.7980E+04 |
| 0.9882E+02 | 0.2140E+03 | 0.1288E+03 | 0.1593E+03 | 0.1262E+03 | 0.1919E+03 | 0.2224E+03 | 0.2877E+02 | 0.5282E+02 | 0.2520E+02 | 0.1249E+03 | 0.8933E+02 |
| 0.7796E+00 | 0.1069E+01 | 0.5430E+00 | 0.1264E+01 | 0.8314E+00 | 0.1789E+01 | 0.8355E+00 | -0.1911E-01 | 0.6525E+00 | -0.9475E+00 | 0.2226E+01 | 0.2128E+01 |
| 0.1137E+01 | 0.1188E+01 | 0.7457E+00 | 0.8945E+00 | 0.7248E+00 | 0.9098E+00 | 0.7502E+00 | 0.2832E+00 | 0.5655E+00 | 0.3725E+00 | 0.1723E+01 | 0.1326E+01 |
| 0.5108E+01 | 0.1059E+02 | 0.1015E+02 | 0.1046E+02 | 0.1023E+02 | 0.1240E+02 | 0.1742E+02 | 0.5970E+01 | 0.5488E+01 | 0.3974E+01 | 0.4261E+01 | 0.3959E+01 |

### STATISTICS ON NORMAL ANNUAL MEANS(ALL DAYS)

| MEAN | VARIANCE | STANDARD DEVIATION | SKEWNESS | COEFF. OF VARIATION | SERIAL CORR |
|---|---|---|---|---|---|
| 0.1413E+03 | 0.3331E+04 | 0.5772E+02 | 0.1376E+01 | 0.4083E+00 | 0.4038E+00 |

STATISTICS ON LOG MONTHLY MEANS(ALL DAYS)

| OCT | NOV | DEC | JAN | FEB | MARCH | APRIL | MAY | JUNE | JULY | AUG | SEPT |
|---|---|---|---|---|---|---|---|---|---|---|---|
| BY ROWS(MEAN,VARIANCE,STANDARD DEVIATION, SKEWNESS, COEFF. OF VARIATION,PERCENTAGE OF AVERAGE FLOW) | | | | | | | | | | | |
| 0.1610E+01 | 0.1906E+01 | 0.2130E+01 | 0.2100E+01 | 0.2132E+01 | 0.2203E+01 | 0.2338E+01 | 0.1992E+01 | 0.1914E+01 | 0.1798E+01 | 0.1447E+01 | 0.1582E+01 |
| 0.4158E+00 | 0.4449E+00 | 0.1198E+00 | 0.1767E+00 | 0.1339E+00 | 0.1198E+00 | 0.1851E+00 | 0.1667E-01 | 0.6044E-01 | 0.4156E-01 | 0.3601E+00 | 0.2397E+00 |
| 0.6448E+00 | 0.6670E+00 | 0.3461E+00 | 0.4203E+00 | 0.3659E+00 | 0.3461E+00 | 0.4302E+00 | 0.1291E+00 | 0.2458E+00 | 0.2039E+00 | 0.6001E+00 | 0.4896E+00 |
| 0.1855E+00 | 0.1765E+00 | 0.2774E+00 | -0.5363E-01 | -0.4553E+00 | 0.9831E+00 | -0.1051E+01 | -0.4736E+00 | 0.3943E+00 | -0.1597E+01 | 0.1700E+01 | 0.9767E+00 |
| 0.4006E+00 | 0.3500E+00 | 0.1625E+00 | 0.2002E+00 | 0.1717E+00 | 0.1571E+00 | 0.1840E+00 | 0.6481E-01 | 0.1284E+00 | 0.1134E+00 | 0.4147E+00 | 0.3094E+00 |
| 0.6953E+01 | 0.8231E+01 | 0.9201E+01 | 0.9069E+01 | 0.9207E+01 | 0.9517E+01 | 0.1010E+02 | 0.8605E+01 | 0.8269E+01 | 0.7765E+01 | 0.6250E+01 | 0.6835E+01 |

STATISTICS ON LOG ANNUAL MEANS(ALL DAYS)

| MEAN | VARIANCE | STANDARD DEVIATION | SKEWNESS | COEFF. OF VARIATION | SERIAL CORR |
|---|---|---|---|---|---|
| 0.2124E+01 | 0.2727E-01 | 0.1652E+00 | 0.6868E+00 | 0.7775E-01 | 0.1994E+00 |

ANNUAL PEAKS

| | |
|---|---|
| 1969 | 3050 |
| 1970 | 1440 |
| 1971 | 1280 |
| 1972 | 2480 |
| 1973 | 2210 |

## 03328000 Eel River at North Manchester, Ind.

LOCATION.--Lat 40°59'55", long 85°45'50", in NE¼NE¼ sec.5, T.29 N., R.7 E., Wabash County, on right bank 200 ft (61 m) downstream from Main Street bridge in North Manchester, and 1.2 miles (1.9 km) upstream from Pony Creek. Records include flow of Pony Creek.

DRAINAGE AREA.--417 mi² (1,080 km²), includes that of Pony Creek.

REMARKS.--Diurnal fluctuation caused by grist mill above station.

### DURATION TABLE OF DAILY DISCHARGE FOR YEAR ENDING SEPTEMBER 30

| CLASS | 0 | 1 | 2 | 3 | 4 | 5 | 6 | 7 | 8 | 9 | 10 | 11 | 12 | 13 | 14 | 15 | 16 | 17 | 18 | 19 | 20 | 21 | 22 | 23 | 24 | 25 | 26 | 27 | 28 | 29 | 30 | 31 | 32 | 33 | 34 |
|---|---|---|---|---|---|---|---|---|---|---|---|---|---|---|---|---|---|---|---|---|---|---|---|---|---|---|---|---|---|---|---|---|---|---|---|
| YEAR | NUMBER OF DAYS IN CLASS | | | | | | | | | | | | | | | | | | | | | | | | | | | | | | | | | | CFS_DAYS |
| 1931 | | | 2 | | 8 | 12 | 29 | 44 | 81 | 61 | 19 | 31 | 29 | 11 | 6 | 6 | 5 | 7 | 8 | 2 | 4 | | | | | | | | | | | | | | 37717.0 |
| 1932 | | | | | | | 5 | 11 | 40 | 33 | 24 | 24 | 31 | 21 | 27 | 28 | 38 | 9 | 11 | 11 | 20 | 6 | 12 | 4 | 5 | 3 | 3 | | | | | | | | 97982.0 |
| 1933 | | | | | | | | 4 | 21 | 19 | 21 | 22 | 29 | 18 | 13 | 18 | 41 | 35 | 20 | 9 | 15 | 9 | 12 | 10 | 11 | 18 | 9 | 6 | 3 | | 2 | | | | 174125.0 |
| 1934 | | | | | 4 | 15 | 27 | 31 | 25 | 17 | 23 | 72 | 47 | 23 | 15 | 12 | 13 | 9 | 8 | 4 | 3 | 5 | 2 | 4 | 2 | 4 | | | | | | | | | 62743.0 |
| 1935 | | | | | | | 1 | 8 | 50 | 47 | 37 | 38 | 28 | 28 | 11 | 15 | 8 | 24 | 7 | 11 | 13 | 9 | 8 | 7 | 6 | 3 | 3 | 1 | | 1 | 1 | | | | 99705.0 |
| 1936 | | | | | 5 | 18 | 12 | 30 | 27 | 24 | 30 | 33 | 36 | 28 | 18 | 12 | 18 | 14 | 13 | 8 | 9 | 6 | 4 | 5 | 4 | 2 | 3 | 1 | | 1 | 3 | | 1 | 1 | 105569.0 |
| 1937 | | | | | | | | 6 | 21 | 22 | 34 | 18 | 20 | 29 | 13 | 23 | 24 | 23 | 17 | 14 | 14 | 14 | 10 | 11 | 14 | 23 | 5 | 5 | 2 | 1 | 1 | | 1 | | 174226.0 |
| 1938 | | | | | | | | | 30 | 35 | 41 | 27 | 20 | 30 | 9 | 18 | 23 | 10 | 18 | 22 | 12 | 19 | 12 | 6 | 6 | 7 | 4 | 5 | 4 | 2 | 1 | 1 | 2 | 1 | 165500.0 |
| 1939 | | | | | | 6 | 24 | 26 | 25 | 23 | 28 | 28 | 46 | 17 | 18 | 9 | 18 | 14 | 12 | 12 | 5 | 6 | 8 | 6 | 6 | 8 | 10 | 3 | 3 | 2 | | 2 | | | 130390.0 |
| 1940 | | | | 1 | 4 | 25 | 40 | 60 | 45 | 32 | 9 | 19 | 18 | 12 | 15 | 10 | 23 | 10 | 6 | 10 | 3 | 7 | 6 | 3 | 3 | 2 | 1 | 1 | | 1 | | | | | 68012.0 |
| 1941 | | 4 | 2 | 20 | 22 | 25 | 8 | 32 | 35 | 30 | 28 | 27 | 38 | 28 | 12 | 13 | 11 | 11 | 5 | 7 | 3 | 3 | 1 | | | | | | | | | | | | 46177.0 |
| 1942 | | | | | | 2 | | 14 | 23 | 34 | 43 | 30 | 42 | 27 | 21 | 14 | 17 | 17 | 12 | 12 | 9 | 8 | 5 | 9 | 6 | 7 | 7 | 3 | 3 | | | | | | 118225.0 |
| 1943 | | | | | | | | | | 20 | 31 | 30 | 27 | 26 | 41 | 34 | 21 | 19 | 17 | 19 | 15 | 9 | 12 | 7 | 5 | 5 | 10 | 5 | 3 | 6 | 2 | 1 | | | 205534.0 |
| 1944 | | | | | | 13 | 10 | 23 | 28 | 54 | 48 | 36 | 25 | 14 | 3 | 6 | 14 | 6 | 9 | 12 | 14 | 7 | 10 | 6 | 3 | 7 | 5 | 3 | 3 | 3 | 3 | 1 | | | 127613.0 |
| 1945 | | | | | | 1 | 10 | 45 | 60 | 31 | 23 | 9 | 20 | 25 | 18 | 17 | 21 | 14 | 9 | 12 | 10 | 5 | 6 | 5 | 4 | 5 | 2 | 2 | 8 | 1 | 2 | | | | 115865.0 |
| 1946 | | | | | | | 1 | 23 | 13 | 33 | 24 | 45 | 58 | 31 | 20 | 13 | 19 | 7 | 16 | 19 | 8 | 11 | 2 | 6 | 3 | 6 | 1 | 3 | 2 | 1 | | | | | 102794.0 |
| 1947 | | | | 1 | 2 | 9 | 12 | 5 | 10 | 59 | 27 | 28 | 36 | 18 | 15 | 18 | 22 | 16 | 15 | 16 | 11 | 12 | 11 | 7 | 2 | 7 | | 3 | 2 | 1 | | | | | 110366.0 |
| 1948 | | | | | | | | 4 | 45 | 38 | 17 | 21 | 39 | 29 | 21 | 30 | 18 | 15 | 8 | 19 | 13 | 9 | 7 | 8 | 3 | 8 | 3 | 3 | 4 | 2 | 2 | | | | 131984.0 |
| 1949 | | | | | | | | 17 | 20 | 36 | 36 | 34 | 26 | 25 | 15 | 22 | 25 | 25 | 16 | 9 | 11 | 6 | 11 | 6 | 1 | 6 | 6 | 3 | 4 | 1 | 2 | 2 | | | 135645.0 |
| 1950 | | | | | | | | | 2 | 2 | 11 | 35 | 29 | 22 | 28 | 32 | 20 | 9 | 12 | 12 | 20 | 19 | 18 | 15 | 11 | 13 | 11 | 11 | 9 | 14 | 4 | 2 | 4 | | 285627.0 |
| 1951 | | | | | | | | | | 2 | 39 | 24 | 19 | 28 | 36 | 24 | 26 | 19 | 23 | 24 | 16 | 12 | 13 | 15 | 5 | 10 | 9 | 6 | 9 | 4 | 2 | | | | 195446.0 |
| 1952 | | | | | | | | | 15 | 35 | 30 | 20 | 14 | 18 | 34 | 33 | 30 | 20 | 20 | 14 | 13 | 16 | 12 | 8 | 8 | 7 | 8 | 8 | 2 | 1 | | | | | 185258.0 |
| 1953 | | | | | | | | 29 | 28 | 34 | 50 | 32 | 26 | 18 | 19 | 27 | 29 | 16 | 12 | 17 | 7 | 5 | 7 | 2 | 2 | 2 | 1 | 2 | | | | | | | 82995.0 |
| 1954 | | | | | | 1 | | 14 | 66 | 58 | 36 | 27 | 25 | 26 | 20 | 12 | 13 | 12 | 9 | 11 | 12 | 9 | 3 | 5 | | 3 | 3 | | | | | | | | 64076.0 |
| 1955 | | | | | | | | | 16 | 25 | 16 | 21 | 34 | 38 | 27 | 27 | 26 | 18 | 23 | 19 | 13 | 7 | 9 | 11 | 9 | 8 | 6 | 3 | 4 | 3 | 2 | | | | 157235.0 |
| 1956 | | | | 1 | | | | 11 | 20 | 16 | 36 | 46 | 37 | 26 | 13 | 17 | 20 | 21 | 19 | 14 | 11 | 13 | 15 | 5 | 4 | 9 | 3 | 5 | 3 | 1 | | | | | 131281.0 |
| 1957 | | | 1 | | | | 4 | 17 | 39 | 63 | 30 | 19 | 20 | 31 | 23 | 21 | 18 | 12 | 8 | 7 | 6 | 9 | 7 | 4 | 6 | 3 | 3 | 3 | 5 | 4 | 2 | | | | 120181.0 |
| 1958 | | | | | | | 1 | | 7 | 20 | 13 | 27 | 44 | 39 | 33 | 44 | 22 | 18 | 10 | 15 | 16 | 9 | 10 | 9 | 6 | 9 | 4 | 5 | 2 | 2 | | | | | 139748.0 |
| 1959 | | | | | | | | 5 | 20 | 22 | 38 | 45 | 29 | 13 | 10 | 15 | 21 | 15 | 16 | 22 | 19 | 13 | 15 | 9 | 9 | 6 | 6 | 7 | 4 | 1 | 3 | 1 | | 1 | 172175.0 |
| 1960 | | | | | | | 3 | 14 | 20 | 18 | 13 | 13 | 27 | 34 | 26 | 36 | 35 | 20 | 17 | 19 | 17 | 7 | 8 | 6 | 9 | 11 | 5 | 5 | 3 | | | | | | 142450.0 |
| 1961 | | | | | | | | 25 | 85 | 41 | 10 | 22 | 29 | 20 | 16 | 13 | 14 | 11 | 9 | 10 | 6 | 9 | 9 | 6 | 5 | 7 | 7 | 8 | 3 | | | | | | 117914.0 |
| 1962 | | | | | | | 12 | 45 | 23 | 13 | 15 | 22 | 34 | 37 | 20 | 35 | 18 | 23 | 9 | 11 | 8 | 8 | 4 | 4 | 6 | 6 | 3 | 3 | 2 | 3 | 1 | | | | 115706.0 |
| 1963 | | | | | 5 | 10 | 38 | 69 | 72 | 37 | 21 | 21 | 12 | 12 | 7 | 11 | 12 | 8 | 8 | 3 | 7 | 3 | 1 | 1 | 2 | 1 | 1 | 1 | | 2 | | | | | 57258.0 |
| 1964 | | | | | | | 46 | 71 | 62 | 35 | 21 | 13 | 19 | 14 | 10 | 15 | 9 | 8 | 4 | 10 | 5 | 5 | 4 | 3 | 6 | 4 | | 1 | | | 1 | | | | 68992.0 |
| 1965 | | | | | | | | 13 | 29 | 43 | 18 | 23 | 44 | 67 | 10 | 9 | 20 | 10 | 8 | 15 | 11 | 10 | 9 | 4 | 3 | 4 | 7 | 5 | 1 | 2 | | | | | 114928.0 |
| 1966 | | | | | 6 | 8 | 5 | 27 | 29 | 33 | 54 | 46 | 35 | 26 | 12 | 18 | 14 | 10 | 6 | 7 | 6 | 6 | 4 | 1 | 5 | 3 | 2 | 1 | 1 | | | | | | 75467.0 |
| 1967 | | | | | | | | 1 | 10 | 47 | 28 | 42 | 39 | 22 | 25 | 17 | 16 | 9 | 11 | 14 | 13 | 14 | 11 | 7 | 7 | 5 | 10 | 5 | 4 | 2 | 2 | 1 | 1 | 1 | 1 | 170897.0 |
| 1968 | | | | | | | | | 2 | 12 | 23 | 61 | 74 | 37 | 19 | 22 | 12 | 10 | 18 | 12 | 8 | 11 | 3 | 8 | 4 | 3 | 6 | 8 | 7 | 3 | 2 | | 1 | | | 184783.0 |
| 1969 | | | | | | | | 11 | 39 | 15 | 14 | 18 | 26 | 22 | 32 | 44 | 31 | 22 | 23 | 16 | 11 | 8 | 4 | 7 | 8 | 3 | 3 | 4 | 1 | | 2 | 1 | | | 153386.0 |
| 1971 | | | | | | | 18 | 32 | 20 | 27 | 22 | 43 | 37 | 25 | 23 | 30 | 15 | 14 | 11 | 14 | 5 | 9 | 3 | 2 | 6 | 5 | 2 | 2 | | | | | | | 105908.0 |
| 1972 | | | | | | | 5 | 25 | 47 | 55 | 32 | 30 | 17 | 12 | 17 | 22 | 18 | 17 | 16 | 8 | 8 | 6 | 6 | 8 | 7 | 6 | 3 | 1 | | | | | | | 113625.0 |
| 1973 | | | | | | | | | 4 | 9 | 14 | 19 | 19 | 17 | 28 | 42 | 38 | 28 | 30 | 21 | 21 | 20 | 10 | 7 | 15 | 13 | 7 | 3 | | | | | | | 198172.0 |

| CLASS | CFS | TOTAL | ACCUM | PERCT | CLASS | CFS | TOTAL | ACCUM | PERCT | CLASS | CFS | TOTAL | ACCUM | PERCT | CLASS | CFS | TOTAL | ACCUM | PERCT |
|---|---|---|---|---|---|---|---|---|---|---|---|---|---|---|---|---|---|---|---|
| 0 | 0.00 | 0 | 15341 | 100.0 | 9 | 70.00 | 1242 | 12820 | 83.6 | 18 | 370.0 | 546 | 3672 | 23.9 | 27 | 1900 | 152 | 416 | 2.7 |
| 1 | 16.00 | 5 | 15341 | 100.0 | 10 | 84.00 | 1125 | 11578 | 75.5 | 19 | 440.0 | 575 | 3126 | 20.4 | 28 | 2300 | 119 | 264 | 1.7 |
| 2 | 19.00 | 4 | 15336 | 100.0 | 11 | 100.00 | 1184 | 10453 | 68.1 | 20 | 530.0 | 471 | 2551 | 16.6 | 29 | 2800 | 68 | 145 | .9 |
| 3 | 23.00 | 23 | 15332 | 99.9 | 12 | 120.00 | 1312 | 9269 | 60.4 | 21 | 640.0 | 375 | 2080 | 13.6 | 30 | 3400 | 44 | 77 | .5 |
| 4 | 28.00 | 57 | 15309 | 99.8 | 13 | 150.00 | 1095 | 7957 | 51.9 | 22 | 770.0 | 355 | 1705 | 11.1 | 31 | 4100 | 16 | 33 | .2 |
| 5 | 33.00 | 144 | 15252 | 99.4 | 14 | 180.00 | 754 | 6862 | 44.7 | 23 | 930.0 | 255 | 1350 | 8.8 | 32 | 4900 | 11 | 17 | .1 |
| 6 | 40.00 | 302 | 15108 | 98.5 | 15 | 210.00 | 852 | 6108 | 39.8 | 24 | 1100.0 | 224 | 1095 | 7.1 | 33 | 5900 | 5 | 6 | .0 |
| 7 | 48.00 | 799 | 14806 | 96.5 | 16 | 250.00 | 917 | 5256 | 34.3 | 25 | 1300.0 | 273 | 871 | 5.7 | 34 | 7100 | 1 | 1 | |
| 8 | 58.00 | 1187 | 14007 | 91.3 | 17 | 310.00 | 667 | 4339 | 28.3 | 26 | 1600.0 | 182 | 598 | 3.9 | | | | | |

LOWEST MEAN DISCHARGE, IN CFS, AND RANKING, FOR THE FOLLOWING NUMBER OF CONSECUTIVE DAYS IN YEAR ENDING MARCH 31

| YEAR | 1 | 3 | 7 | 14 | 30 | 60 | 90 | 120 | 183 | ANNUAL |
|---|---|---|---|---|---|---|---|---|---|---|
| 1931 | 34.00 12 | 34.00 9 | 37.00 9 | 41.30 10 | 43.70 7 | 61.10 14 | 63.70 13 | 70.50 13 | 72.60 8 | 133.00 2 |
| 1932 | 22.00 3 | 27.00 3 | 30.70 2 | 37.60 8 | 42.30 3 | 50.50 9 | 53.50 7 | 61.50 9 | 75.60 10 | 217.00 9 |
| 1933 | 42.00 16 | 47.00 18 | 50.90 18 | 54.70 18 | 59.40 19 | 126.00 38 | 142.00 37 | 157.00 34 | 181.00 31 | 373.00 24 |
| 1934 | 55.00 27 | 55.00 23 | 58.70 25 | 60.00 24 | 66.30 23 | 78.30 23 | 103.00 28 | 113.00 26 | 143.00 25 | 298.00 15 |
| 1935 | 29.00 7 | 31.00 4 | 34.30 7 | 35.50 5 | 42.80 5 | 49.60 8 | 53.10 6 | 57.10 7 | 62.80 5 | 190.00 6 |
| 1936 | 57.00 28 | 64.70 34 | 68.60 34 | 75.10 33 | 85.40 33 | 89.80 28 | 133.00 35 | 144.00 32 | 156.00 28 | 363.00 21 |
| 1937 | 29.00 8 | 32.30 7 | 33.00 5 | 35.30 3 | 44.10 9 | 47.30 4 | 54.50 10 | 67.60 12 | 131.00 22 | 372.00 23 |
| 1938 | 50.00 23 | 55.00 24 | 56.70 24 | 65.40 28 | 66.70 24 | 81.10 24 | 89.80 23 | 93.90 19 | 126.00 19 | 365.00 22 |
| 1939 | 39.00 14 | 42.30 13 | 45.00 13 | 53.20 17 | 60.20 21 | 78.10 22 | 84.50 20 | 96.80 20 | 115.00 17 | 499.00 38 |
| 1940 | 28.00 6 | 35.70 10 | 41.10 11 | 43.90 11 | 44.00 8 | 47.60 5 | 51.70 4 | 53.20 3 | 74.60 9 | 229.00 10 |
| 1941 | 26.00 5 | 33.70 8 | 37.40 10 | 40.70 9 | 42.30 4 | 46.90 2 | 54.30 9 | 60.90 8 | 81.30 11 | 161.00 5 |
| 1942 | 17.00 2 | 19.70 1 | 23.40 1 | 24.60 1 | 26.90 1 | 28.90 1 | 33.10 1 | 41.70 1 | 64.10 6 | 247.00 13 |
| 1943 | 57.00 29 | 59.70 30 | 64.40 31 | 76.70 34 | 107.00 42 | 146.00 42 | 173.00 41 | 186.00 40 | 204.00 34 | 384.00 25 |
| 1944 | 60.00 33 | 63.30 33 | 65.90 32 | 68.70 31 | 75.90 30 | 85.70 26 | 94.80 26 | 119.00 28 | 132.00 23 | 432.00 31 |
| 1945 | 35.00 13 | 35.70 11 | 36.40 8 | 37.50 7 | 42.20 2 | 47.30 3 | 51.20 3 | 54.20 4 | 56.60 2 | 325.00 18 |
| 1946 | 76.00 40 | 79.30 41 | 80.00 40 | 82.90 40 | 106.00 41 | 126.00 39 | 229.00 42 | 238.00 42 | 260.00 38 | 438.00 32 |
| 1947 | 25.00 4 | 27.00 2 | 33.00 6 | 37.40 6 | 45.20 10 | 50.80 10 | 58.20 11 | 63.90 10 | 90.10 14 | 196.00 7 |
| 1948 | 59.00 31 | 60.00 31 | 61.10 28 | 62.90 25 | 79.40 31 | 106.00 33 | 103.00 29 | 114.00 27 | 151.00 27 | 404.00 28 |
| 1949 | 50.00 24 | 50.30 20 | 53.60 20 | 55.30 19 | 57.50 15 | 61.10 15 | 69.50 17 | 79.00 18 | 98.70 16 | 392.00 26 |
| 1950 | 60.00 34 | 61.70 32 | 66.60 33 | 69.00 32 | 88.30 36 | 94.60 31 | 114.00 30 | 161.00 36 | 185.00 32 | 617.00 42 |
| 1951 | 81.00 42 | 85.00 42 | 86.30 42 | 87.20 41 | 94.90 40 | 115.00 35 | 157.00 39 | 180.00 39 | 283.00 40 | 588.00 41 |
| 1952 | 78.00 41 | 78.00 40 | 80.30 41 | 89.20 42 | 94.70 39 | 107.00 34 | 157.00 40 | 210.00 41 | 317.00 42 | 547.00 39 |
| 1953 | 73.00 38 | 75.00 38 | 76.30 37 | 77.10 35 | 85.50 34 | 90.30 29 | 96.90 27 | 107.00 24 | 128.00 21 | 327.00 19 |
| 1954 | 32.00 11 | 42.70 14 | 45.70 15 | 48.00 13 | 49.80 13 | 51.90 11 | 53.80 8 | 56.20 6 | 61.60 4 | 148.00 3 |
| 1955 | 42.00 17 | 43.30 16 | 45.40 14 | 50.60 14 | 58.90 16 | 126.00 40 | 136.00 36 | 132.00 30 | 211.00 35 | 424.00 29 |
| 1956 | 59.00 32 | 59.30 29 | 60.90 27 | 63.20 26 | 67.90 25 | 90.40 30 | 120.00 31 | 159.00 35 | 171.00 30 | 320.00 17 |
| 1957 | 16.00 1 | 38.30 12 | 48.30 17 | 51.50 15 | 55.80 14 | 59.00 12 | 63.60 12 | 70.60 14 | 81.70 12 | 240.00 12 |
| 1958 | 42.00 18 | 56.00 26 | 64.30 30 | 68.60 30 | 73.70 28 | 83.30 25 | 87.90 22 | 130.00 29 | 218.00 36 | 449.00 35 |
| 1959 | 63.00 35 | 73.00 37 | 79.90 39 | 81.60 39 | 89.20 37 | 116.00 36 | 155.00 38 | 176.00 38 | 285.00 41 | 469.00 37 |
| 1960 | 54.00 25 | 55.30 25 | 56.60 23 | 59.60 23 | 70.90 26 | 75.40 19 | 91.00 24 | 98.60 22 | 191.00 33 | 401.00 27 |
| 1961 | 46.00 19 | 47.30 19 | 53.10 19 | 55.60 20 | 58.90 17 | 59.20 13 | 65.60 14 | 66.30 11 | 69.40 7 | 297.00 14 |
| 1962 | 48.00 21 | 56.30 27 | 62.10 29 | 66.90 29 | 75.10 29 | 121.00 37 | 122.00 33 | 167.00 37 | 168.00 29 | 446.00 34 |
| 1963 | 41.00 15 | 42.70 15 | 44.90 12 | 46.60 12 | 47.20 11 | 49.20 7 | 52.10 5 | 55.70 5 | 58.40 3 | 153.00 4 |
| 1964 | 31.00 9 | 31.00 5 | 32.00 3 | 34.80 2 | 42.90 6 | 48.80 6 | 49.70 2 | 49.50 2 | 56.30 1 | 125.00 1 |
| 1965 | 47.00 20 | 47.00 17 | 47.90 16 | 52.30 16 | 59.40 18 | 67.70 17 | 77.60 19 | 97.30 21 | 127.00 20 | 327.00 20 |
| 1966 | 50.00 22 | 51.70 21 | 56.40 22 | 58.10 22 | 63.40 22 | 75.70 20 | 74.30 18 | 76.60 16 | 86.20 13 | 229.00 11 |
| 1967 | 31.00 10 | 31.00 6 | 32.70 4 | 35.40 4 | 48.20 12 | 65.90 16 | 69.00 16 | 77.90 17 | 134.00 24 | 444.00 33 |
| 1968 | 72.00 37 | 72.00 35 | 76.00 36 | 78.80 37 | 81.70 32 | 86.90 27 | 93.80 25 | 104.00 23 | 123.00 18 | 430.00 30 |
| 1969 | 75.00 39 | 77.00 39 | 78.30 38 | 80.20 38 | 87.80 35 | 100.00 32 | 121.00 32 | 136.00 31 | 218.00 37 | 451.00 36 |
| 1970 | 58.00 30 | 58.00 28 | 59.00 26 | 63.70 27 | 71.90 27 | 76.30 21 | 87.30 21 | 109.00 25 | 144.00 26 | 308.00 16 |
| 1972 | 55.00 26 | 55.00 22 | 55.40 21 | 57.10 21 | 59.60 20 | 68.90 18 | 67.90 15 | 72.30 15 | 91.60 15 | 207.00 8 |
| 1973 | 71.00 36 | 72.00 36 | 75.00 35 | 78.00 36 | 93.00 38 | 143.00 41 | 132.00 34 | 147.00 33 | 272.00 39 | 550.00 40 |

HIGHEST MEAN DISCHARGE, IN CFS, AND RANKING, FOR THE FOLLOWING NUMBER OF CONSECUTIVE DAYS IN YEAR ENDING SEPTEMBER 30

| YEAR | 1 | 3 | 7 | 15 | 30 | 60 | 90 | 120 | 183 | ANNUAL |
|---|---|---|---|---|---|---|---|---|---|---|
| 1931 | 550.0 42 | 522.0 42 | 441.0 42 | 417.0 41 | 355.0 41 | 238.0 42 | 197.0 42 | 173.0 42 | 141.0 42 | 103.0 42 |
| 1932 | 1880.0 38 | 1660.0 38 | 1360.0 36 | 1050.0 34 | 786.0 31 | 592.0 33 | 514.0 33 | 460.0 33 | 391.0 33 | 268.0 33 |
| 1933 | 3780.0 19 | 2910.0 21 | 2270.0 17 | 1780.0 15 | 1400.0 14 | 1210.0 7 | 990.0 8 | 851.0 10 | 780.0 8 | 477.0 7 |
| 1934 | 1560.0 40 | 1470.0 39 | 1330.0 37 | 922.0 37 | 678.0 37 | 481.0 38 | 361.0 39 | 320.0 40 | 249.0 40 | 172.0 39 |
| 1935 | 3920.0 15 | 3070.0 20 | 1660.0 31 | 1170.0 29 | 771.0 33 | 599.0 32 | 550.0 31 | 476.0 32 | 396.0 32 | 273.0 32 |
| 1936 | 6120.0 4 | 5110.0 3 | 3940.0 4 | 2390.0 8 | 1490.0 9 | 949.0 19 | 792.0 21 | 641.0 25 | 485.0 27 | 288.0 30 |
| 1937 | 5310.0 7 | 3790.0 11 | 2540.0 15 | 1580.0 23 | 1240.0 19 | 987.0 18 | 787.0 22 | 833.0 11 | 734.0 11 | 477.0 8 |
| 1938 | 7050.0 2 | 5670.0 2 | 4310.0 2 | 2610.0 5 | 1450.0 10 | 1010.0 16 | 884.0 13 | 888.0 6 | 773.0 9 | 453.0 11 |
| 1939 | 4300.0 12 | 3230.0 16 | 2290.0 16 | 1860.0 13 | 1670.0 7 | 1140.0 9 | 1010.0 6 | 808.0 12 | 615.0 15 | 357.0 19 |
| 1940 | 2880.0 28 | 2160.0 33 | 1480.0 34 | 890.0 38 | 596.0 40 | 536.0 36 | 447.0 35 | 386.0 36 | 314.0 37 | 186.0 37 |
| 1941 | 880.0 41 | 715.0 41 | 573.0 41 | 384.0 42 | 315.0 42 | 255.0 41 | 221.0 41 | 206.0 41 | 193.0 41 | 127.0 41 |
| 1942 | 2780.0 30 | 2320.0 29 | 1730.0 29 | 1570.0 24 | 974.0 27 | 918.0 21 | 793.0 19 | 627.0 26 | 499.0 26 | 324.0 22 |
| 1943 | 5000.0 9 | 4270.0 8 | 3400.0 9 | 3140.0 1 | 2130.0 2 | 1240.0 5 | 1110.0 3 | 939.0 4 | 804.0 2 | 563.0 2 |
| 1944 | 4850.0 10 | 4160.0 9 | 3600.0 5 | 2690.0 4 | 1830.0 5 | 1290.0 4 | 1070.0 4 | 871.0 9 | 602.0 16 | 349.0 20 |
| 1945 | 3840.0 17 | 3420.0 15 | 2690.0 14 | 1600.0 21 | 986.0 26 | 873.0 23 | 772.0 23 | 664.0 22 | 540.0 21 | 317.0 25 |
| 1946 | 3280.0 23 | 2350.0 28 | 1640.0 32 | 1060.0 31 | 671.0 38 | 623.0 31 | 587.0 29 | 485.0 31 | 427.0 29 | 282.0 31 |
| 1947 | 3000.0 26 | 2440.0 27 | 1540.0 33 | 1040.0 35 | 916.0 30 | 740.0 26 | 687.0 26 | 575.0 27 | 500.0 25 | 302.0 28 |
| 1948 | 3840.0 18 | 3220.0 17 | 2080.0 20 | 1650.0 19 | 1200.0 21 | 1080.0 13 | 907.0 12 | 741.0 16 | 591.0 17 | 361.0 17 |
| 1949 | 4760.0 11 | 4150.0 10 | 2770.0 13 | 1750.0 16 | 1340.0 17 | 1220.0 6 | 934.0 10 | 766.0 13 | 618.0 14 | 372.0 16 |
| 1950 | 5700.0 6 | 5060.0 4 | 3530.0 7 | 3130.0 2 | 2320.0 1 | 1900.0 1 | 1680.0 1 | 1740.0 1 | 1320.0 1 | 783.0 1 |
| 1951 | 4000.0 13 | 3560.0 12 | 2780.0 12 | 2020.0 11 | 1440.0 11 | 1110.0 10 | 956.0 9 | 883.0 7 | 789.0 6 | 535.0 4 |
| 1952 | 3920.0 14 | 3100.0 19 | 2050.0 21 | 1690.0 18 | 1440.0 12 | 1090.0 11 | 1000.0 7 | 941.0 3 | 801.0 4 | 506.0 5 |
| 1953 | 2080.0 37 | 1830.0 37 | 1130.0 39 | 1060.0 32 | 781.0 32 | 587.0 34 | 495.0 34 | 458.0 34 | 367.0 34 | 227.0 34 |
| 1954 | 1580.0 39 | 1300.0 40 | 923.0 40 | 742.0 40 | 661.0 39 | 481.0 39 | 389.0 37 | 336.0 37 | 273.0 38 | 176.0 38 |
| 1955 | 3600.0 21 | 3460.0 13 | 3030.0 11 | 1970.0 12 | 1210.0 20 | 766.0 25 | 689.0 25 | 650.0 23 | 634.0 12 | 431.0 12 |
| 1956 | 2820.0 29 | 2610.0 25 | 2130.0 19 | 1600.0 22 | 1010.0 24 | 691.0 30 | 748.0 24 | 668.0 21 | 511.0 24 | 359.0 18 |
| 1957 | 3590.0 22 | 3430.0 14 | 3150.0 10 | 2420.0 7 | 1780.0 6 | 1070.0 14 | 834.0 15 | 709.0 18 | 575.0 19 | 329.0 21 |
| 1958 | 3240.0 24 | 2840.0 22 | 1830.0 26 | 1530.0 25 | 1070.0 23 | 701.0 28 | 576.0 30 | 512.0 29 | 421.0 30 | 383.0 15 |
| 1959 | 5960.0 5 | 4530.0 7 | 3950.0 3 | 2590.0 6 | 1840.0 4 | 1290.0 2 | 1150.0 2 | 1030.0 2 | 802.0 3 | 472.0 9 |
| 1960 | 2510.0 33 | 2300.0 30 | 1750.0 27 | 1060.0 33 | 992.0 25 | 699.0 29 | 648.0 28 | 641.0 24 | 583.0 18 | 389.0 14 |
| 1961 | 2460.0 36 | 2190.0 32 | 2020.0 22 | 1790.0 14 | 1360.0 15 | 1090.0 12 | 932.0 11 | 746.0 15 | 566.0 20 | 323.0 23 |
| 1962 | 3660.0 20 | 3130.0 18 | 2230.0 18 | 1730.0 17 | 1340.0 16 | 991.0 17 | 828.0 16 | 686.0 20 | 536.0 22 | 317.0 24 |
| 1963 | 3200.0 25 | 2730.0 24 | 1910.0 24 | 1180.0 28 | 748.0 34 | 516.0 37 | 384.0 38 | 326.0 38 | 255.0 39 | 157.0 40 |
| 1964 | 3900.0 16 | 2290.0 31 | 1250.0 38 | 815.0 39 | 700.0 36 | 552.0 35 | 425.0 36 | 421.0 35 | 318.0 36 | 189.0 36 |
| 1965 | 2960.0 27 | 2750.0 23 | 1720.0 30 | 1110.0 30 | 927.0 29 | 897.0 22 | 802.0 17 | 704.0 19 | 527.0 23 | 315.0 26 |
| 1966 | 2500.0 34 | 1840.0 36 | 1420.0 35 | 955.0 36 | 716.0 35 | 437.0 40 | 359.0 40 | 324.0 39 | 325.0 35 | 207.0 35 |
| 1967 | 7220.0 1 | 6390.0 1 | 4750.0 1 | 3060.0 3 | 1870.0 3 | 1150.0 8 | 875.0 14 | 910.0 5 | 798.0 5 | 468.0 10 |
| 1968 | 7040.0 3 | 4990.0 5 | 3570.0 6 | 2280.0 9 | 1550.0 8 | 1290.0 3 | 1010.0 5 | 878.0 8 | 784.0 7 | 505.0 6 |
| 1969 | 5110.0 8 | 4760.0 6 | 3460.0 8 | 2050.0 10 | 1420.0 13 | 1020.0 15 | 801.0 18 | 722.0 17 | 633.0 13 | 420.0 13 |
| 1971 | 2590.0 32 | 2100.0 34 | 1730.0 28 | 1210.0 27 | 955.0 28 | 718.0 27 | 528.0 32 | 495.0 30 | 417.0 31 | 290.0 29 |
| 1972 | 2460.0 35 | 2100.0 35 | 1980.0 23 | 1520.0 26 | 1110.0 22 | 856.0 24 | 654.0 27 | 524.0 28 | 455.0 28 | 310.0 27 |
| 1973 | 2770.0 31 | 2590.0 26 | 1830.0 25 | 1610.0 20 | 1240.0 18 | 937.0 20 | 792.0 20 | 753.0 14 | 765.0 10 | 543.0 3 |

STATISTICS ON NORMAL MONTHLY MEANS(ALL DAYS)

| OCT | NOV | DEC | JAN | FEB | MARCH | APRIL | MAY | JUNE | JULY | AUG | SEPT |
|---|---|---|---|---|---|---|---|---|---|---|---|
| BY ROWS(MEAN,VARIANCE,STANDARD DEVIATION, SKEWNESS, COEFF. OF VARIATION,PERCENTAGE OF AVERAGE FLOW) | | | | | | | | | | | |
| 0.1534E+03 | 0.2329E+03 | 0.3382E+03 | 0.4554E+03 | 0.5477E+03 | 0.6430E+03 | 0.6545E+03 | 0.4309E+03 | 0.2794E+03 | 0.2003E+03 | 0.1456E+03 | 0.1070E+03 |
| 0.3513E+05 | 0.4560E+05 | 0.1320E+06 | 0.1906E+06 | 0.1464E+06 | 0.9265E+05 | 0.1587E+06 | 0.1197E+06 | 0.3780E+05 | 0.2718E+05 | 0.1906E+05 | 0.5684E+04 |
| 0.1874E+03 | 0.2135E+03 | 0.3633E+03 | 0.4365E+03 | 0.3826E+03 | 0.3044E+03 | 0.3983E+03 | 0.3460E+03 | 0.1944E+03 | 0.1649E+03 | 0.1381E+03 | 0.7539E+02 |
| 0.4198E+01 | 0.2121E+01 | 0.2280E+01 | 0.2134E+01 | 0.1042E+01 | 0.5400E+00 | 0.1138E+01 | 0.2596E+01 | 0.1825E+01 | 0.2067E+01 | 0.2610E+01 | 0.2622E+01 |
| 0.1222E+01 | 0.5169E+00 | 0.1074E+01 | 0.9587E+00 | 0.6985E+00 | 0.4734E+00 | 0.6086E+00 | 0.8031E+00 | 0.6959E+00 | 0.8231E+00 | 0.9485E+00 | 0.7048E+00 |
| 0.3662E+01 | 0.5561E+01 | 0.8075E+01 | 0.1087E+02 | 0.1308E+02 | 0.1535E+02 | 0.1563E+02 | 0.1029E+02 | 0.6671E+01 | 0.4783E+01 | 0.3476E+01 | 0.2554E+01 |

STATISTICS ON NORMAL ANNUAL MEANS(ALL DAYS)

| MEAN | VARIANCE | STANDARD DEVIATION | SKEWNESS | COEFF. OF VARIATION | SERIAL CORR |
|---|---|---|---|---|---|
| 0.3479E+03 | 0.1851E+05 | 0.1360E+03 | 0.6545E+00 | 0.3911E+00 | 0.3068E+00 |

STATISTICS ON LOG MONTHLY MEANS(ALL DAYS)

| OCT | NOV | DEC | JAN | FEB | MARCH | APRIL | MAY | JUNE | JULY | AUG | SEPT |
|---|---|---|---|---|---|---|---|---|---|---|---|
| BY ROWS(MEAN,VARIANCE,STANDARD DEVIATION, SKEWNESS, COEFF. OF VARIATION,PERCENTAGE OF AVERAGE FLOW) | | | | | | | | | | | |
| 0.2049E+01 | 0.2230E+01 | 0.2343E+01 | 0.2482E+01 | 0.2619E+01 | 0.2757E+01 | 0.2736E+01 | 0.2528E+01 | 0.2360E+01 | 0.2194E+01 | 0.2042E+01 | 0.1957E+01 |
| 0.8946E-01 | 0.1155E+00 | 0.1586E+00 | 0.1698E+00 | 0.1244E+00 | 0.4875E-01 | 0.7640E-01 | 0.9349E-01 | 0.7355E-01 | 0.8915E-01 | 0.9123E-01 | 0.5715E-01 |
| 0.2991E+00 | 0.3398E+00 | 0.3983E+00 | 0.4120E+00 | 0.3526E+00 | 0.2208E+00 | 0.2764E+00 | 0.3058E+00 | 0.2712E+00 | 0.2986E+00 | 0.3020E+00 | 0.2391E+00 |
| 0.1369E+01 | 0.3988E+00 | 0.3439E+00 | -0.1230E+00 | -0.5315E+00 | -0.3092E+00 | -0.2509E+00 | 0.7941E-01 | 0.3001E+00 | 0.4060E+00 | 0.8589E+00 | 0.6786E+00 |
| 0.1460E+00 | 0.1524E+00 | 0.1700E+00 | 0.1660E+00 | 0.1346E+00 | 0.8069E-01 | 0.1010E+00 | 0.1209E+00 | 0.1149E+00 | 0.1361E+00 | 0.1479E+00 | 0.1222E+00 |
| 0.7241E+01 | 0.7880E+01 | 0.8279E+01 | 0.8770E+01 | 0.9255E+01 | 0.9743E+01 | 0.9668E+01 | 0.8935E+01 | 0.8342E+01 | 0.7754E+01 | 0.7217E+01 | 0.6916E+01 |

STATISTICS ON LOG ANNUAL MEANS(ALL DAYS)

| MEAN | VARIANCE | STANDARD DEVIATION | SKEWNESS | COEFF. OF VARIATION | SERIAL CORR |
|---|---|---|---|---|---|
| 0.2506E+01 | 0.3377E-01 | 0.1838E+00 | -0.6105E+00 | 0.7332E-01 | 0.3034E+00 |

ANNUAL PEAKS

| | | | |
|---|---|---|---|
| 1924 | 3590 | 1949 | 5900 |
| 1925 | 5480 | 1950 | 6700 |
| 1926 | 3960 | 1951 | 4780 |
| 1927 | 3030 | 1952 | 4240 |
| 1928 | 6080 | 1953 | 2400 |
| 1929 | 5880 | 1954 | 1930 |
| 1930 | 4120 | 1955 | 4080 |
| 1931 | 550 | 1956 | 3170 |
| 1932 | 1990 | 1957 | 3660 |
| 1933 | 3880 | 1958 | 3960 |
| 1934 | 1600 | 1959 | 7050 |
| 1935 | 4580 | 1960 | 2820 |
| 1936 | 7500 | 1961 | 2820 |
| 1937 | 5680 | 1962 | 3880 |
| 1938 | 7320 | 1963 | 3600 |
| 1939 | 4880 | 1964 | 5400 |
| 1940 | 3100 | 1965 | 3520 |
| 1941 | 1000 | 1966 | 2700 |
| 1942 | 2960 | 1967 | 7750 |
| 1943 | 5890 | 1968 | 7940 |
| 1944 | 5620 | 1969 | 5220 |
| 1945 | 3990 | 1970 | 2630 |
| 1946 | 3770 | 1971 | 3680 |
| 1947 | 3210 | 1972 | 2600 |
| 1948 | 4220 | 1973 | 3120 |

## 03328430 Weesau Creek near Deedsville, Ind.

LOCATION.--Lat 40°54'34", long 86°07'36", in NW¼NW¼ sec.6, T.28 N., R.4 E., Miami County, on left bank 100 ft (30 m) downstream from bridge on County Road 1000 North, 1.5 miles (2.4 km) west of Deedsville.

DRAINAGE AREA.--8.87 $mi^2$ (22.97 $km^2$).

### DURATION TABLE OF DAILY DISCHARGE FOR YEAR ENDING SEPTEMBER 30

| CLASS | 0 | 1 | 2 | 3 | 4 | 5 | 6 | 7 | 8 | 9 | 10 | 11 | 12 | 13 | 14 | 15 | 16 | 17 | 18 | 19 | 20 | 21 | 22 | 23 | 24 | 25 | 26 | 27 | 28 | 29 | 30 | 31 | 32 | 33 | 34 |
|---|---|---|---|---|---|---|---|---|---|---|---|---|---|---|---|---|---|---|---|---|---|---|---|---|---|---|---|---|---|---|---|---|---|---|---|
| YEAR | NUMBER OF DAYS IN CLASS | | | | | | | | | | | | | | | | | | | | | | | | | | | | | | | | | | CFS_DAYS |
| 1971 | | | | 10 | 58 | 19 | 17 | 22 | 14 | 6 | 16 | 13 | 12 | 27 | 24 | 23 | 18 | 12 | 11 | 7 | 8 | 5 | 13 | 4 | 3 | 4 | 5 | 3 | 2 | 3 | 5 | | | 1 | 2781.6 |
| 1972 | | | | | 39 | 42 | 19 | 16 | 9 | 7 | 18 | 20 | 21 | 16 | 16 | 21 | 22 | 17 | 10 | 7 | 11 | 10 | 9 | 4 | 3 | 4 | 7 | 6 | 4 | 3 | 1 | 3 | | 1 | 2978.5 |
| 1973 | | 12 | 5 | 18 | 20 | 15 | 2 | 6 | 4 | 1 | 2 | 5 | 5 | 3 | 6 | 9 | 33 | 29 | 25 | 14 | 25 | 18 | 28 | 16 | 11 | 9 | 10 | 5 | 10 | 7 | 8 | 1 | 1 | 2 | 4985.9 |

| CLASS | CFS | TOTAL | ACCUM | PERCT | CLASS | CFS | TOTAL | ACCUM | PERCT | CLASS | CFS | TOTAL | ACCUM | PERCT | CLASS | CFS | TOTAL | ACCUM | PERCT |
|---|---|---|---|---|---|---|---|---|---|---|---|---|---|---|---|---|---|---|---|
| 0 | 0.00 | 0 | 1096 | 100.0 | 9 | 2.60 | 14 | 749 | 68.3 | 18 | 9.3 | 46 | 347 | 31.7 | 27 | 33 | 14 | 66 | 6.0 |
| 1 | 0.80 | 12 | 1096 | 100.0 | 10 | 3.00 | 36 | 735 | 67.1 | 19 | 11.0 | 28 | 301 | 27.5 | 28 | 38 | 16 | 52 | 4.7 |
| 2 | 1.00 | 5 | 1084 | 98.9 | 11 | 3.50 | 38 | 699 | 63.8 | 20 | 12.0 | 44 | 273 | 24.9 | 29 | 44 | 13 | 36 | 3.2 |
| 3 | 1.10 | 28 | 1079 | 98.4 | 12 | 4.00 | 38 | 661 | 60.3 | 21 | 14.0 | 33 | 229 | 20.9 | 30 | 51 | 14 | 23 | 2.0 |
| 4 | 1.30 | 117 | 1051 | 95.9 | 13 | 4.60 | 46 | 623 | 56.8 | 22 | 16.0 | 50 | 196 | 17.9 | 31 | 59 | 4 | 9 | .8 |
| 5 | 1.50 | 76 | 934 | 85.2 | 14 | 5.30 | 46 | 577 | 52.6 | 23 | 19.0 | 24 | 146 | 13.3 | 32 | 68 | 1 | 5 | .4 |
| 6 | 1.70 | 38 | 858 | 78.3 | 15 | 6.10 | 53 | 531 | 48.4 | 24 | 22.0 | 17 | 122 | 11.1 | 33 | 78 | 1 | 4 | .3 |
| 7 | 2.00 | 44 | 820 | 74.8 | 16 | 7.00 | 73 | 478 | 43.6 | 25 | 25.0 | 17 | 105 | 9.6 | 34 | 90 | 3 | 3 | .2 |
| 8 | 2.30 | 27 | 776 | 70.8 | 17 | 8.10 | 58 | 405 | 37.0 | 26 | 29.0 | 22 | 88 | 8.0 | | | | | |

### LOWEST MEAN DISCHARGE, IN CFS, AND RANKING, FOR THE FOLLOWING NUMBER OF CONSECUTIVE DAYS IN YEAR ENDING MARCH 31

| YEAR | 1 | | 3 | | 7 | | 14 | | 30 | | 60 | | 90 | | 120 | | 183 | | ANNUAL | |
|---|---|---|---|---|---|---|---|---|---|---|---|---|---|---|---|---|---|---|---|---|
| 1972 | 1.20 | 1 | 1.20 | 1 | 1.20 | 1 | 1.25 | 1 | 1.28 | 1 | 1.34 | 1 | 1.75 | 1 | 2.02 | 1 | 2.64 | 1 | 5.69 | 1 |
| 1973 | 1.30 | 2 | 1.30 | 2 | 1.30 | 2 | 1.40 | 2 | 1.54 | 2 | 1.83 | 2 | 2.78 | 2 | 3.54 | 2 | 7.06 | 2 | 14.30 | 2 |

### HIGHEST MEAN DISCHARGE, IN CFS, AND RANKING, FOR THE FOLLOWING NUMBER OF CONSECUTIVE DAYS IN YEAR ENDING SEPTEMBER 30

| YEAR | 1 | | 3 | | 7 | | 15 | | 30 | | 60 | | 90 | | 120 | | 183 | | ANNUAL | |
|---|---|---|---|---|---|---|---|---|---|---|---|---|---|---|---|---|---|---|---|---|
| 1971 | 158.0 | 1 | 87.7 | 1 | 45.4 | 2 | 27.9 | 3 | 25.9 | 2 | 19.8 | 2 | 14.5 | 2 | 13.0 | 2 | 11.2 | 3 | 7.6 | 3 |
| 1972 | 87.0 | 3 | 61.0 | 3 | 41.6 | 3 | 30.7 | 2 | 24.0 | 3 | 16.7 | 3 | 13.2 | 3 | 11.4 | 3 | 11.7 | 2 | 8.1 | 2 |
| 1973 | 96.0 | 2 | 69.3 | 2 | 48.6 | 1 | 36.5 | 1 | 31.3 | 1 | 27.7 | 1 | 23.3 | 1 | 23.2 | 1 | 21.9 | 1 | 13.7 | 1 |

### STATISTICS ON NORMAL MONTHLY MEANS(ALL DAYS)

| OCT | NOV | DEC | JAN | FEB | MARCH | APRIL | MAY | JUNE | JULY | AUG | SEPT |
|---|---|---|---|---|---|---|---|---|---|---|---|
| BY ROWS(MEAN,VARIANCE,STANDARD DEVIATION, SKEWNESS, COEFF. OF VARIATION,PERCENTAGE OF AVERAGE FLOW) | | | | | | | | | | | |
| 0.5026E+01 | 0.6623E+01 | 0.1293E+02 | 0.4944E+01 | 0.1499E+02 | 0.1075E+02 | 0.1379E+02 | 0.7005E+01 | 0.7220E+01 | 0.1763E+01 | 0.1487E+01 | 0.8952E+01 |
| 0.1525E+02 | 0.3990E+02 | 0.8576E+02 | 0.1101E+02 | 0.2447E+03 | 0.1966E+02 | 0.1689E+03 | 0.4490E+01 | 0.5163E+01 | 0.2495E+00 | 0.8000E-01 | 0.5418E+02 |
| 0.3905E+01 | 0.6317E+01 | 0.5261E+01 | 0.3319E+01 | 0.1564E+02 | 0.4434E+01 | 0.1300E+02 | 0.2119E+01 | 0.2272E+01 | 0.4995E+00 | 0.2828E+00 | 0.7361E+01 |
| ***** | ***** | ***** | ***** | ***** | ***** | ***** | ***** | ***** | ***** | ***** | ***** |
| 0.7770E+00 | 0.9537E+00 | 0.7165E+00 | 0.6713E+00 | 0.1044E+01 | 0.4124E+00 | 0.9425E+00 | 0.3025E+00 | 0.3147E+00 | 0.2834E+00 | 0.1902E+00 | 0.8223E+00 |
| 0.5264E+01 | 0.6937E+01 | 0.1354E+02 | 0.5178E+01 | 0.1570E+02 | 0.1126E+02 | 0.1444E+02 | 0.7337E+01 | 0.7562E+01 | 0.1847E+01 | 0.1558E+01 | 0.9376E+01 |

### STATISTICS ON NORMAL ANNUAL MEANS(ALL DAYS)

| MEAN | VARIANCE | STANDARD DEVIATION | SKEWNESS | COEFF. OF VARIATION | SERIAL CORR |
|---|---|---|---|---|---|
| 0.7879E+01 | 0.1337E+00 | 0.3657E+00 | 0.1000E+41 | 0.4641E-01 | 0.1000E+51 |

STATISTICS ON LOG MONTHLY MEANS(ALL DAYS)

| OCT | NOV | DEC | JAN | FEB | MARCH | APRIL | MAY | JUNE | JULY | AUG | SEPT |
|---|---|---|---|---|---|---|---|---|---|---|---|
| BY ROWS(MEAN,VARIANCE,STANDARD DEVIATION, SKEWNESS, COEFF. OF VARIATION,PERCENTAGE OF AVERAGE FLOW) | | | | | | | | | | | |
| 0.6232E+00 | 0.6894E+00 | 0.1047E+01 | 0.6386E+00 | 0.1005E+01 | 0.1012E+01 | 0.1012E+01 | 0.8352E+00 | 0.8475E+00 | 0.2373E+00 | 0.1684E+00 | 0.8623E+00 |
| 0.1439E+00 | 0.2529E+00 | 0.1175E+00 | 0.1005E+00 | 0.3378E+00 | 0.3403E-01 | 0.2440E+00 | 0.1781E-01 | 0.1932E-01 | 0.1556E-01 | 0.6907E-02 | 0.1666E+00 |
| 0.3793E+00 | 0.5029E+00 | 0.3428E+00 | 0.3170E+00 | 0.5812E+00 | 0.1845E+00 | 0.4940E+00 | 0.1334E+00 | 0.1390E+00 | 0.1248E+00 | 0.8311E-01 | 0.4082E+00 |
| ***** | ***** | ***** | ***** | ***** | ***** | ***** | ***** | ***** | ***** | ***** | ***** |
| 0.6086E+00 | 0.7295E+00 | 0.3274E+00 | 0.4964E+00 | 0.5785E+00 | 0.1822E+00 | 0.4881E+00 | 0.1598E+00 | 0.1640E+00 | 0.5256E+00 | 0.4936E+00 | 0.4734E+00 |
| 0.6941E+01 | 0.7678E+01 | 0.1166E+02 | 0.7113E+01 | 0.1119E+02 | 0.1127E+02 | 0.1127E+02 | 0.9303E+01 | 0.9440E+01 | 0.2643E+01 | 0.1875E+01 | 0.9605E+01 |

STATISTICS ON LOG ANNUAL MEANS(ALL DAYS)

| MEAN | VARIANCE | STANDARD DEVIATION | SKEWNESS | COEFF. OF VARIATION | SERIAL CORR |
|---|---|---|---|---|---|
| 0.8963E+00 | 0.4065E-03 | 0.2016E-01 | 0.1000E+41 | 0.2250E-01 | 0.1000E+51 |

ANNUAL PEAKS

| | |
|---|---|
| 1971 | 283 |
| 1972 | 101 |
| 1973 | 114 |

## 03329000 Wabash River at Logansport, Ind.

LOCATION.--Lat 40°44'47", long 86°22'39", in SW¼NE¼ sec.35, T.27 N., R.1 E., Cass County, on left bank 150 ft (46 m) downstream from Cicott Street bridge in Logansport, 1,000 ft (305 m) downstream from Eel River, and at mile 353.7 (569.1 km).

DRAINAGE AREA.--3,779 mi² (9,788 km²).

REMARKS.--Flow partially regulated by Huntington Lake (See sta 03323450), Salamonie Lake (See sta 03324450), and Missinewa Lake, (See sta 03326950).

### DURATION TABLE OF DAILY DISCHARGE FOR YEAR ENDING SEPTEMBER 30

| YEAR | 0 | 1 | 2 | 3 | 4 | 5 | 6 | 7 | 8 | 9 | 10 | 11 | 12 | 13 | 14 | 15 | 16 | 17 | 18 | 19 | 20 | 21 | 22 | 23 | 24 | 25 | 26 | 27 | 28 | 29 | 30 | 31 | 32 | 33 | 34 | CFS_DAYS |
|---|---|---|---|---|---|---|---|---|---|---|---|---|---|---|---|---|---|---|---|---|---|---|---|---|---|---|---|---|---|---|---|---|---|---|---|---|
| | NUMBER OF DAYS IN CLASS | | | | | | | | | | | | | | | | | | | | | | | | | | | | | | | | | | | |
| 1924 | | | | | | | 1 | 2 | 12 | 30 | 29 | 15 | 15 | 19 | 15 | 9 | 28 | 16 | 21 | 35 | 16 | 17 | 22 | 15 | 16 | 6 | 9 | 8 | 4 | 2 | 2 | 2 | | | | 1743787.0 |
| 1925 | | | | | | 6 | 6 | 27 | 28 | 58 | 47 | 8 | 14 | 36 | 15 | 10 | 23 | 17 | 18 | 13 | 4 | 5 | 7 | 5 | 5 | 1 | 1 | 4 | 1 | | 3 | 2 | 1 | | | | 962540.0 |
| 1926 | | | | | | | | 5 | 4 | 21 | 14 | 11 | 21 | 53 | 29 | 17 | 43 | 16 | 14 | 20 | 11 | 11 | 19 | 12 | 9 | 6 | 12 | 8 | 5 | 1 | 2 | 1 | | | | 1570679.0 |
| 1927 | | | | | | | | | | 26 | 19 | 22 | 12 | 31 | 15 | 36 | 27 | 23 | 31 | 13 | 14 | 15 | 20 | 10 | 12 | 8 | 7 | 10 | 5 | 5 | 1 | 3 | | | | 1786418.0 |
| 1928 | | | | | | | | | 29 | 5 | 45 | 16 | 14 | 31 | 30 | 26 | 22 | 30 | 26 | 10 | 21 | 12 | 7 | 11 | 8 | 6 | 6 | 3 | 5 | 1 | 1 | 1 | | | | 1293026.0 |
| 1929 | | | | | | | | 6 | 57 | 38 | 19 | 10 | 9 | 21 | 30 | 17 | 16 | 17 | 22 | 9 | 17 | 14 | 13 | 11 | 13 | 8 | 8 | 3 | 3 | 4 | | | | | | 1312565.0 |
| 1930 | | | | | | | 9 | 50 | 30 | 19 | 24 | 5 | 7 | 31 | 15 | 17 | 16 | 36 | 24 | 16 | 13 | 9 | 6 | 3 | 4 | 5 | 5 | 7 | 1 | 6 | 4 | 1 | 1 | 1 | | 1418310.0 |
| 1931 | | | 4 | 22 | 45 | 24 | 1 | 57 | 78 | 26 | 28 | 19 | 14 | 12 | 6 | 8 | 8 | 3 | 4 | 1 | 2 | 1 | | 2 | | | | | | | | | | | | 312424.0 |
| 1932 | | 1 | 5 | 7 | 11 | 15 | 15 | 33 | 27 | 23 | 11 | 9 | 37 | 30 | 13 | 22 | 23 | 20 | 15 | 9 | 10 | 6 | 4 | 12 | 2 | 3 | 1 | 1 | 1 | | | | | | | 876771.0 |
| 1933 | | | | 1 | 4 | 4 | 14 | 32 | 20 | 12 | 29 | 19 | 32 | 18 | 16 | 26 | 22 | 13 | 12 | 10 | 11 | 13 | 11 | 8 | 9 | 8 | 5 | 5 | 4 | 3 | 4 | | | | | 1592346.0 |
| 1934 | | | 10 | 7 | 10 | 12 | 17 | 29 | 38 | 50 | 57 | 30 | 25 | 19 | 12 | 11 | 7 | 5 | 5 | 5 | 3 | 4 | 2 | 3 | 1 | 3 | | | | | | | | | | 505869.0 |
| 1935 | | | | | 1 | 24 | 29 | 46 | 26 | 22 | 30 | 22 | 46 | 21 | 12 | 18 | 8 | 9 | 9 | 8 | 5 | 10 | 4 | 6 | | 3 | 3 | 2 | 1 | | | | | | | 769481.0 |
| 1936 | | | 8 | 13 | 20 | 37 | 38 | 11 | 41 | 30 | 39 | 30 | 21 | 9 | 6 | 14 | 12 | 6 | 4 | 3 | 4 | 1 | 3 | 5 | | 3 | 2 | 1 | | 2 | | 2 | 1 | | | 758135.0 |
| 1937 | | | | | | | | 11 | 23 | 24 | 23 | 14 | 28 | 23 | 16 | 28 | 19 | 27 | 16 | 17 | 15 | 14 | 11 | 13 | 10 | 13 | 11 | 2 | 4 | | 2 | 1 | | | | 1744521.0 |
| 1938 | | | | | | | 9 | 34 | 25 | 15 | 19 | 27 | 34 | 21 | 21 | 29 | 12 | 22 | 14 | 9 | 12 | 9 | 10 | 9 | 6 | 5 | 6 | 6 | 4 | 2 | 5 | | | | | 1560955.0 |
| 1939 | | | | 3 | 19 | 6 | 9 | 62 | 27 | 20 | 13 | 18 | 21 | 31 | 26 | 13 | 17 | 6 | 7 | 11 | 10 | 5 | 4 | 5 | 5 | 5 | 6 | 6 | 1 | 3 | 3 | 1 | 2 | | | 1133286.0 |
| 1940 | | | | 18 | 27 | 40 | 39 | 36 | 22 | 9 | 11 | 18 | 21 | 22 | 25 | 24 | 9 | 8 | 8 | 4 | | 5 | 2 | 7 | 2 | 1 | 4 | 3 | | 1 | | | | | | 575061.0 |
| 1941 | | 11 | 26 | 25 | 16 | 15 | 51 | 34 | 45 | 50 | 22 | 18 | 18 | 8 | 6 | 6 | 5 | 2 | 2 | 1 | | | 1 | 2 | 1 | | | | | | | | | | | 290427.0 |
| 1942 | | | 1 | 1 | 2 | 12 | 5 | 11 | 45 | 37 | 36 | 16 | 28 | 34 | 28 | 20 | 17 | 9 | 7 | 6 | 8 | 2 | 3 | 8 | 7 | 3 | 6 | 7 | 4 | 2 | | | | | | 974237.0 |
| 1943 | | | | | | | | 12 | 11 | 17 | 22 | 19 | 11 | 40 | 32 | 37 | 33 | 16 | 13 | 22 | 18 | 8 | 11 | 5 | 8 | 3 | 4 | 7 | 5 | 3 | 1 | 4 | | | 2 | 1 | 1668977.0 |
| 1944 | | | | | 6 | 19 | 31 | 38 | 50 | 64 | 17 | 15 | 9 | 7 | 4 | 4 | 9 | 5 | 18 | 15 | 7 | 14 | 6 | 6 | 4 | 3 | 3 | 4 | 2 | 2 | 2 | | 2 | | | | 974333.0 |
| 1945 | | | | | | 44 | 38 | 34 | 20 | 22 | 10 | 15 | 11 | 22 | 13 | 18 | 22 | 17 | 14 | 6 | 10 | 6 | 9 | 5 | 8 | 5 | 4 | 4 | 2 | 6 | | | | | | 1026341.0 |
| 1946 | | | | | | 20 | 10 | 18 | 13 | 16 | 9 | 32 | 28 | 49 | 28 | 20 | 16 | 16 | 11 | 9 | 15 | 8 | 13 | 6 | 10 | 6 | 4 | 5 | 2 | 1 | | | | | | 1062663.0 |
| 1947 | | | | | 1 | 15 | 5 | 29 | 21 | 37 | 28 | 29 | 15 | 28 | 11 | 9 | 21 | 6 | 15 | 14 | 19 | 17 | 8 | 8 | 10 | 2 | 4 | 5 | 4 | 4 | | | | | | 1157780.0 |
| 1948 | | | | | | 5 | 30 | 14 | 14 | 35 | 26 | 46 | 21 | 21 | 18 | 17 | 15 | 12 | 11 | 9 | 9 | 6 | 3 | 12 | 8 | 6 | 11 | 9 | 3 | 5 | | | | | | 1253668.0 |
| 1949 | | | | | | | 6 | 27 | 28 | 14 | 10 | 13 | 18 | 19 | 29 | 18 | 36 | 22 | 19 | 17 | 14 | 13 | 8 | 8 | 14 | 9 | 6 | 6 | 2 | 6 | 2 | 1 | | | | 1511175.0 |
| 1950 | | | | | | | | 2 | 5 | 39 | 19 | 14 | 23 | 26 | 18 | 16 | 16 | 11 | 16 | 21 | 18 | 19 | 14 | 14 | 18 | 6 | 8 | 8 | 5 | 7 | 9 | 5 | 2 | 1 | 1 | 2414215.0 |
| 1951 | | | | | | | | 17 | 17 | 15 | 26 | 14 | 10 | 29 | 27 | 23 | 25 | 17 | 19 | 18 | 14 | 19 | 12 | 13 | 12 | 5 | 15 | 8 | 4 | 3 | 3 | | | | | 1647325.0 |
| 1952 | | | | | | | 3 | 13 | 27 | 23 | 23 | 20 | 16 | 24 | 17 | 10 | 22 | 20 | 25 | 14 | 20 | 15 | 7 | 12 | 20 | 5 | 5 | 10 | 4 | 8 | 3 | | | | | 1682960.0 |
| 1953 | | | | | 1 | 12 | 26 | 8 | 55 | 22 | 11 | 7 | 13 | 31 | 20 | 24 | 33 | 21 | 17 | 13 | 9 | 11 | 10 | 7 | 8 | 2 | 2 | | 1 | 1 | | | | | | 862942.0 |
| 1954 | | | | | 7 | 33 | 76 | 43 | 17 | 25 | 19 | 23 | 13 | 27 | 18 | 8 | 14 | 12 | 7 | 8 | 7 | 3 | 3 | 1 | | 1 | | | | | | | | | | 406938.0 |
| 1955 | | | | | | 16 | 9 | 9 | 11 | 14 | 36 | 43 | 24 | 34 | 19 | 19 | 20 | 14 | 18 | 14 | 14 | 10 | 7 | 7 | 10 | 6 | 4 | 5 | 1 | 1 | | | | | | 1044871.0 |
| 1956 | | | | | | 13 | 9 | 5 | 17 | 25 | 17 | 32 | 30 | 31 | 17 | 17 | 20 | 15 | 14 | 19 | 18 | 10 | 17 | 14 | 10 | 7 | 4 | 4 | 1 | | | | | | | 1147567.0 |
| 1957 | | | | | 25 | 21 | 9 | 25 | 13 | 21 | 19 | 14 | 21 | 30 | 27 | 18 | 18 | 11 | 6 | 7 | 9 | 4 | 10 | 13 | 13 | 6 | 7 | 5 | 3 | 6 | 3 | 1 | | | | 1364871.0 |
| 1958 | | | | | | | | 3 | 6 | 8 | 23 | 25 | 25 | 38 | 34 | 31 | 40 | 28 | 17 | 12 | 14 | 6 | 11 | 7 | 5 | 5 | 9 | 6 | 1 | 4 | 1 | 1 | 5 | | | 1573890.0 |
| 1959 | | | | | | 1 | 9 | 18 | 18 | 39 | 43 | 26 | 11 | 11 | 5 | 14 | 26 | 10 | 18 | 19 | 20 | 15 | 13 | 9 | 11 | 1 | 4 | 6 | 3 | 3 | 3 | 3 | 2 | 1 | 1 | 1630447.0 |
| 1960 | | | | | | | 4 | 18 | 14 | 26 | 23 | 18 | 13 | 55 | 29 | 22 | 42 | 15 | 18 | 13 | 13 | 9 | 7 | 6 | 4 | 6 | 6 | | 2 | 3 | | | | | | 1023680.0 |
| 1961 | | | 1 | 1 | 4 | 44 | 70 | 15 | 13 | 12 | 17 | 25 | 27 | 17 | 9 | 17 | 5 | 13 | 8 | 7 | 4 | 13 | 10 | 6 | 4 | 4 | 8 | 4 | 3 | 4 | | | | | | 1183399.0 |

| CLASS | CFS | TOTAL | ACCUM | PERCT | CLASS | CFS | TOTAL | ACCUM | PERCT | CLASS | CFS | TOTAL | ACCUM | PERCT | CLASS | CFS | TOTAL | ACCUM | PERCT |
|---|---|---|---|---|---|---|---|---|---|---|---|---|---|---|---|---|---|---|---|
| 0 | 0.00 | 0 | 13880 | 100.0 | 9 | 640.00 | 902 | 9994 | 72.0 | 18 | 3600.0 | 476 | 3102 | 22.3 | 27 | 21000 | 95 | 318 | 2.2 |
| 1 | 135.00 | 13 | 13880 | 100.0 | 10 | 770.00 | 819 | 9092 | 65.5 | 19 | 4400.0 | 432 | 2626 | 18.9 | 28 | 25000 | 105 | 223 | 1.6 |
| 2 | 160.00 | 76 | 13867 | 99.9 | 11 | 940.00 | 687 | 8273 | 59.6 | 20 | 5400.0 | 354 | 2194 | 15.8 | 29 | 31000 | 54 | 118 | .8 |
| 3 | 200.00 | 164 | 13791 | 99.4 | 12 | 1100.00 | 1113 | 7586 | 54.7 | 21 | 6500.0 | 343 | 1840 | 13.3 | 30 | 37000 | 37 | 64 | .4 |
| 4 | 240.00 | 374 | 13627 | 98.2 | 13 | 1400.00 | 772 | 6473 | 46.6 | 22 | 7900.0 | 300 | 1497 | 10.8 | 31 | 45000 | 18 | 27 | .1 |
| 5 | 290.00 | 509 | 13253 | 95.5 | 14 | 1700.00 | 631 | 5701 | 41.1 | 23 | 9600.0 | 320 | 1197 | 8.6 | 32 | 55000 | 4 | 9 | .0 |
| 6 | 360.00 | 776 | 12744 | 91.8 | 15 | 2000.00 | 827 | 5070 | 36.5 | 24 | 12000.0 | 166 | 877 | 6.3 | 33 | 66000 | 4 | 5 | .0 |
| 7 | 430.00 | 913 | 11968 | 86.2 | 16 | 2500.00 | 567 | 4243 | 30.6 | 25 | 14000.0 | 206 | 711 | 5.1 | 34 | 81000 | 1 | 1 | |
| 8 | 520.00 | 1061 | 11055 | 79.6 | 17 | 3000.00 | 574 | 3676 | 26.5 | 26 | 17000.0 | 147 | 505 | 3.6 | | | | | |

### LOWEST MEAN DISCHARGE, IN CFS, AND RANKING, FOR THE FOLLOWING NUMBER OF CONSECUTIVE DAYS IN YEAR ENDING MARCH 31

| YEAR | 1 | | 3 | | 7 | | 14 | | 30 | | 60 | | 90 | | 120 | | 183 | | ANNUAL | |
|---|---|---|---|---|---|---|---|---|---|---|---|---|---|---|---|---|---|---|---|---|
| 1924 | 294.00 | 23 | 377.00 | 29 | 405.00 | 29 | 440.00 | 31 | 697.00 | 35 | 906.00 | 35 | 1240.00 | 35 | 1220.00 | 30 | 1530.00 | 30 | 3120.00 | 21 |
| 1925 | 344.00 | 25 | 376.00 | 28 | 394.00 | 27 | 409.00 | 25 | 437.00 | 25 | 521.00 | 21 | 576.00 | 19 | 672.00 | 18 | 1290.00 | 25 | 4050.00 | 27 |
| 1926 | 245.00 | 17 | 256.00 | 16 | 273.00 | 15 | 316.00 | 17 | 400.00 | 19 | 533.00 | 23 | 721.00 | 26 | 690.00 | 20 | 827.00 | 14 | 2340.00 | 11 |
| 1927 | 398.00 | 34 | 403.00 | 33 | 414.00 | 33 | 502.00 | 35 | 880.00 | 36 | 1070.00 | 36 | 1290.00 | 36 | 1770.00 | 37 | 4160.00 | 38 | 5170.00 | 35 |
| 1928 | 568.00 | 38 | 568.00 | 38 | 595.00 | 37 | 604.00 | 37 | 627.00 | 34 | 794.00 | 33 | 880.00 | 30 | 997.00 | 28 | 1520.00 | 28 | 4400.00 | 30 |
| 1929 | 375.00 | 29 | 375.00 | 26 | 409.00 | 30 | 422.00 | 28 | 429.00 | 23 | 492.00 | 18 | 518.00 | 15 | 611.00 | 15 | 915.00 | 19 | 2690.00 | 12 |
| 1930 | 375.00 | 30 | 375.00 | 27 | 409.00 | 31 | 422.00 | 29 | 429.00 | 24 | 518.00 | 20 | 1010.00 | 33 | 1500.00 | 35 | 2270.00 | 36 | 5420.00 | 37 |
| 1931 | 228.00 | 11 | 228.00 | 10 | 228.00 | 9 | 232.00 | 8 | 294.00 | 11 | 347.00 | 9 | 378.00 | 9 | 425.00 | 9 | 437.00 | 6 | 956.00 | 1 |
| 1932 | 189.00 | 6 | 202.00 | 7 | 225.00 | 8 | 269.00 | 13 | 326.00 | 16 | 538.00 | 24 | 572.00 | 18 | 591.00 | 13 | 746.00 | 12 | 2260.00 | 10 |
| 1933 | 153.00 | 2 | 200.00 | 5 | 221.00 | 7 | 226.00 | 7 | 257.00 | 8 | 549.00 | 25 | 642.00 | 24 | 756.00 | 25 | 875.00 | 16 | 3000.00 | 18 |
| 1934 | 230.00 | 13 | 277.00 | 18 | 335.00 | 21 | 378.00 | 21 | 412.00 | 21 | 527.00 | 22 | 581.00 | 20 | 754.00 | 23 | 1190.00 | 22 | 2840.00 | 16 |
| 1935 | 141.00 | 3 | 167.00 | 2 | 177.00 | 2 | 188.00 | 2 | 251.00 | 5 | 349.00 | 10 | 434.00 | 12 | 563.00 | 11 | 541.00 | 9 | 1400.00 | 4 |
| 1936 | 270.00 | 19 | 290.00 | 19 | 308.00 | 19 | 343.00 | 19 | 354.00 | 17 | 374.00 | 13 | 511.00 | 14 | 572.00 | 12 | 700.00 | 11 | 2760.00 | 15 |
| 1937 | 163.00 | 4 | 182.00 | 4 | 186.00 | 4 | 202.00 | 4 | 251.00 | 6 | 279.00 | 5 | 339.00 | 6 | 427.00 | 10 | 858.00 | 15 | 3360.00 | 22 |
| 1938 | 393.00 | 33 | 412.00 | 34 | 434.00 | 34 | 461.00 | 33 | 507.00 | 30 | 731.00 | 32 | 774.00 | 27 | 982.00 | 27 | 1770.00 | 32 | 3960.00 | 26 |
| 1939 | 350.00 | 26 | 353.00 | 24 | 374.00 | 23 | 385.00 | 22 | 388.00 | 18 | 422.00 | 14 | 549.00 | 17 | 614.00 | 16 | 906.00 | 17 | 4270.00 | 29 |
| 1940 | 191.00 | 8 | 201.00 | 6 | 202.00 | 5 | 212.00 | 5 | 229.00 | 4 | 265.00 | 4 | 396.00 | 10 | 396.00 | 8 | 489.00 | 7 | 1770.00 | 5 |

LOWEST MEAN DISCHARGE, IN CFS, AND RANKING, FOR THE FOLLOWING NUMBER OF CONSECUTIVE DAYS IN YEAR ENDING MARCH 31

| YEAR | 1 | 3 | 7 | 14 | 30 | 60 | 90 | 120 | 183 | ANNUAL |
|---|---|---|---|---|---|---|---|---|---|---|
| 1941 | 167.00 5 | 177.00 3 | 183.00 3 | 188.00 3 | 202.00 2 | 217.00 2 | 256.00 1 | 292.00 1 | 428.00 5 | 1250.00 2 |
| 1942 | 135.00 1 | 141.00 1 | 142.00 1 | 151.00 1 | 173.00 1 | 185.00 1 | 262.00 2 | 315.00 3 | 417.00 3 | 1900.00 8 |
| 1943 | 363.00 27 | 373.00 25 | 384.00 24 | 400.00 24 | 477.00 28 | 621.00 28 | 871.00 29 | 1370.00 33 | 1550.00 31 | 3000.00 19 |
| 1944 | 280.00 20 | 317.00 22 | 391.00 25 | 413.00 26 | 448.00 26 | 469.00 16 | 510.00 13 | 652.00 17 | 817.00 13 | 3700.00 24 |
| 1945 | 228.00 12 | 233.00 11 | 239.00 11 | 252.00 11 | 268.00 9 | 299.00 7 | 322.00 5 | 334.00 4 | 351.00 1 | 2690.00 13 |
| 1946 | 372.00 28 | 380.00 30 | 409.00 32 | 468.00 34 | 727.00 36 | 1090.00 37 | 1310.00 37 | 1980.00 38 | 1840.00 33 | 3930.00 25 |
| 1947 | 239.00 15 | 242.00 14 | 247.00 12 | 250.00 10 | 257.00 7 | 304.00 8 | 344.00 7 | 370.00 6 | 572.00 10 | 1870.00 7 |
| 1948 | 293.00 22 | 311.00 21 | 327.00 20 | 361.00 20 | 555.00 31 | 656.00 30 | 698.00 25 | 785.00 26 | 940.00 20 | 4080.00 28 |
| 1949 | 254.00 18 | 262.00 17 | 277.00 17 | 298.00 16 | 323.00 14 | 368.00 12 | 407.00 11 | 601.00 14 | 1050.00 21 | 4570.00 32 |
| 1950 | 390.00 31 | 391.00 31 | 393.00 26 | 424.00 30 | 580.00 33 | 651.00 29 | 869.00 28 | 1150.00 29 | 1520.00 29 | 5850.00 38 |
| 1951 | 521.00 37 | 543.00 37 | 635.00 38 | 686.00 38 | 786.00 37 | 1370.00 38 | 1710.00 38 | 1700.00 36 | 2010.00 34 | 4980.00 34 |
| 1952 | 338.00 24 | 347.00 23 | 372.00 22 | 389.00 23 | 407.00 20 | 429.00 15 | 547.00 16 | 698.00 21 | 1220.00 23 | 4470.00 31 |
| 1953 | 420.00 35 | 433.00 35 | 444.00 35 | 454.00 32 | 468.00 27 | 514.00 19 | 637.00 23 | 674.00 19 | 911.00 18 | 3010.00 20 |
| 1954 | 233.00 14 | 240.00 13 | 260.00 14 | 277.00 14 | 282.00 10 | 295.00 6 | 301.00 4 | 314.00 2 | 410.00 2 | 1280.00 3 |
| 1955 | 220.00 10 | 227.00 9 | 229.00 10 | 249.00 9 | 317.00 13 | 585.00 26 | 598.00 21 | 756.00 24 | 1300.00 26 | 2750.00 14 |
| 1956 | 241.00 16 | 247.00 15 | 252.00 13 | 261.00 12 | 304.00 12 | 618.00 27 | 1150.00 34 | 1310.00 32 | 1410.00 27 | 2880.00 17 |
| 1957 | 202.00 9 | 204.00 8 | 212.00 6 | 215.00 6 | 224.00 3 | 244.00 3 | 289.00 3 | 362.00 5 | 522.00 8 | 1830.00 6 |
| 1958 | 392.00 32 | 392.00 32 | 398.00 28 | 420.00 27 | 489.00 29 | 796.00 34 | 883.00 31 | 1280.00 31 | 2840.00 37 | 4790.00 33 |
| 1959 | 491.00 36 | 504.00 36 | 513.00 36 | 521.00 36 | 576.00 32 | 705.00 31 | 934.00 32 | 1400.00 34 | 2020.00 35 | 5260.00 36 |
| 1960 | 288.00 21 | 293.00 20 | 298.00 18 | 329.00 18 | 416.00 22 | 472.00 17 | 607.00 22 | 729.00 22 | 1220.00 24 | 3500.00 23 |
| 1961 | 190.00 7 | 237.00 12 | 276.00 16 | 298.00 15 | 324.00 15 | 351.00 11 | 373.00 8 | 372.00 7 | 420.00 4 | 2120.00 9 |

HIGHEST MEAN DISCHARGE, IN CFS, AND RANKING, FOR THE FOLLOWING NUMBER OF CONSECUTIVE DAYS IN YEAR ENDING SEPTEMBER 30

| YEAR | 1 | 3 | 7 | 15 | 30 | 60 | 90 | 120 | 183 | ANNUAL |
|---|---|---|---|---|---|---|---|---|---|---|
| 1924 | 41900.0 14 | 36000.0 16 | 26900.0 15 | 17300.0 20 | 11800.0 20 | 8830.0 20 | 7770.0 19 | 8380.0 10 | 7250.0 8 | 4760.0 4 |
| 1925 | 51000.0 8 | 42100.0 9 | 28500.0 13 | 17300.0 21 | 11800.0 21 | 7760.0 26 | 7060.0 24 | 6390.0 22 | 4560.0 24 | 2640.0 29 |
| 1926 | 41400.0 15 | 37000.0 14 | 24900.0 18 | 17600.0 16 | 12100.0 18 | 8950.0 19 | 7350.0 21 | 5950.0 24 | 5330.0 20 | 4300.0 11 |
| 1927 | 43100.0 13 | 41200.0 10 | 27900.0 14 | 17400.0 19 | 13400.0 15 | 10400.0 15 | 10200.0 7 | 9710.0 4 | 7450.0 6 | 4890.0 2 |
| 1928 | 37400.0 18 | 31600.0 20 | 22400.0 22 | 16000.0 22 | 11600.0 22 | 7780.0 25 | 7320.0 22 | 6280.0 23 | 5110.0 21 | 3530.0 17 |
| 1929 | 27500.0 27 | 23500.0 27 | 19100.0 26 | 12100.0 29 | 8390.0 29 | 8080.0 22 | 7410.0 20 | 6970.0 18 | 6220.0 14 | 3600.0 16 |
| 1930 | 60900.0 5 | 51900.0 5 | 38000.0 5 | 31300.0 3 | 20400.0 3 | 13400.0 2 | 10800.0 3 | 8900.0 6 | 7020.0 10 | 3890.0 14 |
| 1931 | 9950.0 38 | 8720.0 37 | 5620.0 38 | 4470.0 38 | 3440.0 37 | 2270.0 37 | 1740.0 37 | 1470.0 37 | 1180.0 37 | 857.0 37 |
| 1932 | 27300.0 28 | 23500.0 28 | 17600.0 28 | 13500.0 25 | 9200.0 26 | 6690.0 28 | 5590.0 30 | 4740.0 31 | 3960.0 31 | 2400.0 30 |
| 1933 | 44300.0 11 | 39700.0 12 | 32500.0 9 | 20700.0 12 | 13200.0 16 | 12800.0 6 | 9890.0 9 | 8180.0 12 | 7530.0 4 | 4360.0 9 |
| 1934 | 15300.0 35 | 14100.0 35 | 11700.0 35 | 7430.0 35 | 5340.0 35 | 3680.0 35 | 2790.0 35 | 2440.0 35 | 1880.0 35 | 1390.0 35 |
| 1935 | 25000.0 32 | 23100.0 29 | 20600.0 25 | 14200.0 24 | 8070.0 31 | 6150.0 31 | 5230.0 33 | 4350.0 33 | 3510.0 33 | 2110.0 32 |
| 1936 | 62600.0 4 | 53000.0 4 | 37900.0 6 | 21100.0 11 | 12400.0 17 | 8090.0 21 | 6530.0 26 | 5160.0 28 | 3670.0 32 | 2070.0 33 |
| 1937 | 45200.0 10 | 40800.0 11 | 29200.0 12 | 23200.0 7 | 16900.0 8 | 12100.0 9 | 9150.0 14 | 9150.0 5 | 7310.0 7 | 4780.0 3 |
| 1938 | 43400.0 12 | 38600.0 13 | 26300.0 16 | 22700.0 9 | 18000.0 5 | 13000.0 4 | 9720.0 11 | 8200.0 11 | 6980.0 11 | 4280.0 12 |
| 1939 | 52600.0 6 | 43500.0 7 | 29500.0 11 | 19800.0 14 | 15500.0 12 | 11100.0 11 | 9950.0 8 | 7840.0 15 | 5600.0 17 | 3100.0 22 |
| 1940 | 25000.0 33 | 20400.0 34 | 13800.0 32 | 10600.0 34 | 7220.0 34 | 5740.0 33 | 4440.0 34 | 3710.0 34 | 2790.0 34 | 1570.0 34 |
| 1941 | 13600.0 36 | 11900.0 36 | 8130.0 36 | 4690.0 37 | 2830.0 38 | 1720.0 38 | 1640.0 38 | 1390.0 38 | 1180.0 38 | 796.0 38 |
| 1942 | 29300.0 24 | 24900.0 25 | 17800.0 27 | 13100.0 27 | 8390.0 30 | 7590.0 27 | 6930.0 25 | 5510.0 26 | 4430.0 25 | 2670.0 27 |
| 1943 | 84700.0 1 | 77200.0 1 | 52500.0 1 | 38400.0 1 | 22400.0 2 | 12400.0 7 | 10400.0 5 | 8580.0 9 | 7090.0 9 | 4570.0 6 |
| 1944 | 45500.0 9 | 42400.0 8 | 32700.0 7 | 22900.0 8 | 14900.0 13 | 10100.0 16 | 8700.0 15 | 7030.0 17 | 4780.0 23 | 2660.0 28 |
| 1945 | 29800.0 23 | 28300.0 22 | 22900.0 20 | 13200.0 26 | 10000.0 25 | 7870.0 23 | 7190.0 23 | 6490.0 21 | 5020.0 22 | 2810.0 25 |
| 1946 | 26200.0 30 | 20900.0 33 | 13800.0 33 | 11000.0 32 | 7260.0 33 | 5700.0 34 | 5880.0 29 | 4850.0 30 | 4430.0 26 | 2910.0 23 |
| 1947 | 30600.0 22 | 26200.0 23 | 22400.0 23 | 15100.0 23 | 10500.0 23 | 9930.0 17 | 8360.0 18 | 6740.0 20 | 5540.0 18 | 3170.0 20 |
| 1948 | 29000.0 25 | 26000.0 24 | 23100.0 19 | 17600.0 17 | 15800.0 11 | 11100.0 12 | 9480.0 13 | 7670.0 16 | 6040.0 15 | 3430.0 18 |
| 1949 | 38000.0 16 | 34000.0 17 | 22600.0 21 | 20100.0 13 | 16400.0 9 | 13200.0 3 | 10300.0 6 | 8680.0 7 | 6710.0 13 | 4140.0 13 |
| 1950 | 67700.0 2 | 57100.0 2 | 40500.0 4 | 36100.0 2 | 26400.0 1 | 20600.0 1 | 16700.0 1 | 15400.0 1 | 11400.0 1 | 6610.0 1 |
| 1951 | 33000.0 21 | 30500.0 21 | 24900.0 17 | 18400.0 15 | 12000.0 19 | 9880.0 18 | 8660.0 16 | 8140.0 13 | 7520.0 5 | 4510.0 7 |
| 1952 | 34000.0 20 | 31900.0 19 | 21200.0 24 | 17500.0 18 | 14500.0 14 | 11000.0 13 | 10500.0 4 | 9760.0 3 | 8060.0 2 | 4600.0 5 |
| 1953 | 27600.0 26 | 22300.0 30 | 13800.0 34 | 12000.0 30 | 8840.0 28 | 6400.0 29 | 5420.0 31 | 4700.0 32 | 3980.0 30 | 2360.0 31 |
| 1954 | 12200.0 37 | 8710.0 38 | 6030.0 37 | 4730.0 36 | 3780.0 36 | 2770.0 36 | 2500.0 36 | 2300.0 36 | 1810.0 36 | 1110.0 36 |
| 1955 | 25800.0 31 | 21200.0 32 | 17500.0 29 | 12000.0 31 | 8890.0 27 | 6380.0 30 | 5970.0 28 | 5420.0 27 | 4130.0 29 | 2860.0 24 |
| 1956 | 24100.0 34 | 21400.0 31 | 15100.0 31 | 12600.0 28 | 10500.0 24 | 7810.0 24 | 6090.0 27 | 5530.0 25 | 4400.0 27 | 3140.0 21 |
| 1957 | 37700.0 17 | 36000.0 15 | 32500.0 8 | 22400.0 10 | 17800.0 6 | 11500.0 10 | 9630.0 12 | 8630.0 8 | 6780.0 12 | 3740.0 15 |
| 1958 | 51500.0 7 | 50700.0 6 | 45600.0 2 | 29400.0 4 | 16900.0 7 | 10900.0 14 | 8550.0 17 | 6870.0 19 | 5430.0 19 | 4310.0 10 |
| 1959 | 66300.0 3 | 55800.0 3 | 41400.0 3 | 24000.0 5 | 19300.0 4 | 12800.0 5 | 10800.0 2 | 10500.0 2 | 7810.0 3 | 4470.0 8 |
| 1960 | 27300.0 29 | 24100.0 26 | 17400.0 30 | 10600.0 33 | 7870.0 32 | 5980.0 32 | 5360.0 32 | 5040.0 29 | 4220.0 28 | 2800.0 26 |
| 1961 | 34400.0 19 | 33400.0 18 | 29900.0 10 | 23200.0 6 | 15900.0 10 | 12200.0 8 | 9790.0 10 | 7840.0 14 | 5940.0 16 | 3240.0 19 |

STATISTICS ON NORMAL MONTHLY MEANS(ALL DAYS)

| OCT | NOV | DEC | JAN | FEB | MARCH | APRIL | MAY | JUNE | JULY | AUG | SEPT |
|---|---|---|---|---|---|---|---|---|---|---|---|
| BY ROWS(MEAN,VARIANCE,STANDARD DEVIATION, SKEWNESS, COEFF. OF VARIATION,PERCENTAGE OF AVERAGE FLOW) | | | | | | | | | | | |
| 0.1179E+04 | 0.1647E+04 | 0.2999E+04 | 0.5127E+04 | 0.5207E+04 | 0.6100E+04 | 0.6364E+04 | 0.4145E+04 | 0.3045E+04 | 0.1692E+04 | 0.1199E+04 | 0.1040E+04 |
| 0.1661E+07 | 0.2429E+07 | 0.8982E+07 | 0.3276E+08 | 0.1342E+08 | 0.9414E+07 | 0.1666E+08 | 0.1532E+08 | 0.9234E+07 | 0.1925E+07 | 0.1195E+07 | 0.2941E+07 |
| 0.1289E+04 | 0.1559E+04 | 0.2997E+04 | 0.5723E+04 | 0.3664E+04 | 0.3068E+04 | 0.4082E+04 | 0.3914E+04 | 0.3039E+04 | 0.1387E+04 | 0.1093E+04 | 0.1715E+04 |
| 0.2597E+01 | 0.1613E+01 | 0.1284E+01 | 0.1997E+01 | 0.9625E+00 | 0.2034E+00 | 0.7554E+00 | 0.2612E+01 | 0.2832E+01 | 0.1761E+01 | 0.1685E+01 | 0.5150E+01 |
| 0.1093E+01 | 0.9463E+00 | 0.9993E+00 | 0.1116E+01 | 0.7037E+00 | 0.5030E+00 | 0.6413E+00 | 0.9442E+00 | 0.9980E+00 | 0.8198E+00 | 0.9121E+00 | 0.1649E+01 |
| 0.2967E+01 | 0.4144E+01 | 0.7546E+01 | 0.1290E+02 | 0.1310E+02 | 0.1535E+02 | 0.1601E+02 | 0.1043E+02 | 0.7661E+01 | 0.4258E+01 | 0.3016E+01 | 0.2617E+01 |

STATISTICS ON NORMAL ANNUAL MEANS(ALL DAYS)

| MEAN | VARIANCE | STANDARD DEVIATION | SKEWNESS | COEFF. OF VARIATION | SERIAL CORR |
|---|---|---|---|---|---|
| 0.3301E+04 | 0.1621E+07 | 0.1273E+04 | 0.1752E-02 | 0.3856E+00 | 0.3067E+00 |

STATISTICS ON LOG MONTHLY MEANS(ALL DAYS)

| OCT | NOV | DEC | JAN | FEB | MARCH | APRIL | MAY | JUNE | JULY | AUG | SEPT |
|---|---|---|---|---|---|---|---|---|---|---|---|
| BY ROWS(MEAN,VARIANCE,STANDARD DEVIATION, SKEWNESS, COEFF. OF VARIATION,PERCENTAGE OF AVERAGE FLOW) | | | | | | | | | | | |
| 0.2905E+01 | 0.3051E+01 | 0.3256E+01 | 0.3455E+01 | 0.3591E+01 | 0.3716E+01 | 0.3706E+01 | 0.3466E+01 | 0.3340E+01 | 0.3107E+01 | 0.2941E+01 | 0.2825E+01 |
| 0.1290E+00 | 0.1430E+00 | 0.2102E+00 | 0.2610E+00 | 0.1331E+00 | 0.7505E-01 | 0.9561E-01 | 0.1385E+00 | 0.1211E+00 | 0.1081E+00 | 0.1143E+00 | 0.1234E+00 |
| 0.3592E+00 | 0.3782E+00 | 0.4585E+00 | 0.5109E+00 | 0.3649E+00 | 0.2740E+00 | 0.3092E+00 | 0.3721E+00 | 0.3480E+00 | 0.3288E+00 | 0.3381E+00 | 0.3513E+00 |
| 0.7394E+00 | 0.3885E+00 | 0.1063E+00 | -0.2113E+00 | -0.5418E+00 | -0.1083E+01 | -0.2431E+00 | -0.8095E-02 | 0.2860E+00 | 0.1141E+00 | 0.4752E+00 | 0.1074E+01 |
| 0.1236E+00 | 0.1239E+00 | 0.1408E+00 | 0.1479E+00 | 0.1016E+00 | 0.7372E-01 | 0.8343E-01 | 0.1073E+00 | 0.1042E+00 | 0.1058E+00 | 0.1150E+00 | 0.1244E+00 |
| 0.7381E+01 | 0.7753E+01 | 0.8273E+01 | 0.8778E+01 | 0.9123E+01 | 0.9441E+01 | 0.9416E+01 | 0.8807E+01 | 0.8485E+01 | 0.7894E+01 | 0.7471E+01 | 0.7178E+01 |

STATISTICS ON LOG ANNUAL MEANS(ALL DAYS)

| MEAN | VARIANCE | STANDARD DEVIATION | SKEWNESS | COEFF. OF VARIATION | SERIAL CORR |
|---|---|---|---|---|---|
| 0.3478E+01 | 0.4368E-01 | 0.2090E+00 | -0.1230E+01 | 0.6009E-01 | 0.2720E+00 |

ANNUAL PEAKS

| | | | |
|---|---|---|---|
| 1883 | 80800 | 1945 | 31000 |
| 1904 | 57600 | 1946 | 26600 |
| 1905 | 32700 | 1947 | 31000 |
| 1906 | 25000 | 1948 | 30800 |
| 1911 | 20300 | 1949 | 40000 |
| 1912 | 86600 | 1950 | 70700 |
| 1913 | 140000 | 1951 | 33500 |
| 1915 | 25500 | 1952 | 34800 |
| 1916 | 60900 | 1953 | 28100 |
| 1924 | 45400 | 1954 | 13200 |
| 1925 | 52900 | 1955 | 27200 |
| 1926 | 41900 | 1956 | 25400 |
| 1927 | 44300 | 1957 | 39500 |
| 1928 | 40300 | 1958 | 52500 |
| 1929 | 29300 | 1959 | 69000 |
| 1930 | 61400 | 1960 | 28200 |
| 1931 | 11100 | 1961 | 35400 |
| 1932 | 30300 | 1962 | 38100 |
| 1933 | 46800 | 1963 | 37000 |
| 1934 | 16100 | 1964 | 40800 |
| 1935 | 26400 | 1965 | 27300 |
| 1936 | 63700 | 1966 | 14000 |
| 1937 | 48800 | 1967 | 41900 |
| 1938 | 48800 | 1968 | 35600 |
| 1939 | 57600 | 1969 | 33100 |
| 1940 | 30000 | 1970 | 18000 |
| 1941 | 14400 | 1971 | 17800 |
| 1942 | 29800 | 1972 | 19900 |
| 1943 | 89800 | 1973 | 17800 |
| 1944 | 49000 | | |

ANALYSIS AFTER REGULATION

DURATION TABLE OF DAILY DISCHARGE FOR YEAR ENDING SEPTEMBER 30

| CLASS | 0 | 1 | 2 | 3 | 4 | 5 | 6 | 7 | 8 | 9 | 10 | 11 | 12 | 13 | 14 | 15 | 16 | 17 | 18 | 19 | 20 | 21 | 22 | 23 | 24 | 25 | 26 | 27 | 28 | 29 | 30 | 31 | 32 | 33 | 34 |
|---|---|---|---|---|---|---|---|---|---|---|---|---|---|---|---|---|---|---|---|---|---|---|---|---|---|---|---|---|---|---|---|---|---|---|---|
| YEAR | NUMBER OF DAYS IN CLASS | | | | | | | | | | | | | | | | | | | | | | | | | | | | | | | | | | CFS_DAYS |
| 1970 | | | | | | 1 | 9 | 16 | 8 | 24 | 24 | 14 | 37 | 36 | 34 | 26 | 20 | 13 | 14 | 16 | 13 | 9 | 22 | 17 | 9 | 3 | | | | | | | | | 1204995.0 |
| 1971 | | | | | | 7 | 9 | 26 | 29 | 32 | 24 | 17 | 37 | 43 | 33 | 23 | 14 | 11 | 12 | 10 | 5 | 7 | 6 | 4 | 6 | 9 | 1 | | | | | | | | 904257.0 |
| 1972 | | | | | | 6 | 3 | 12 | 11 | 30 | 19 | 71 | 26 | 16 | 24 | 14 | 13 | 12 | 11 | 22 | 17 | 12 | 26 | 14 | 5 | 2 | | | | | | | | | 1381628.0 |
| 1973 | | | | | | | | | 14 | 14 | 11 | 23 | 16 | 16 | 31 | 15 | 15 | 14 | 13 | 19 | 41 | 50 | 53 | 17 | 3 | | | | | | | | | | 2060724.0 |

| CLASS | CFS | TOTAL | ACCUM | PERCT | CLASS | CFS | TOTAL | ACCUM | PERCT | CLASS | CFS | TOTAL | ACCUM | PERCT | CLASS | CFS | TOTAL | ACCUM | PERCT |
|---|---|---|---|---|---|---|---|---|---|---|---|---|---|---|---|---|---|---|---|
| 0 | 0.00 | 0 | 1461 | 100.0 | 9 | 640.00 | 81 | 1335 | 91.4 | 18 | 3600.0 | 52 | 494 | 33.8 | 27 | 21000 | | | |
| 1 | 135.00 | 0 | 1461 | 100.0 | 10 | 770.00 | 92 | 1254 | 85.8 | 19 | 4400.0 | 50 | 442 | 30.3 | 28 | 25000 | | | |
| 2 | 160.00 | 0 | 1461 | 100.0 | 11 | 940.00 | 61 | 1162 | 79.5 | 20 | 5400.0 | 59 | 392 | 26.8 | 29 | 31000 | | | |
| 3 | 200.00 | 0 | 1461 | 100.0 | 12 | 1100.00 | 168 | 1101 | 75.4 | 21 | 6500.0 | 74 | 333 | 22.8 | 30 | 37000 | | | |
| 4 | 240.00 | 0 | 1461 | 100.0 | 13 | 1400.00 | 121 | 933 | 63.9 | 22 | 7900.0 | 90 | 259 | 17.7 | 31 | 45000 | | | |
| 5 | 290.00 | 8 | 1461 | 100.0 | 14 | 1700.00 | 99 | 812 | 55.6 | 23 | 9600.0 | 100 | 169 | 11.6 | 32 | 55000 | | | |
| 6 | 360.00 | 24 | 1453 | 99.5 | 15 | 2000.00 | 104 | 713 | 48.8 | 24 | 12000.0 | 46 | 69 | 4.7 | 33 | 66000 | | | |
| 7 | 430.00 | 45 | 1429 | 97.8 | 16 | 2500.00 | 63 | 609 | 41.7 | 25 | 14000.0 | 20 | 23 | 1.6 | 34 | 81000 | | | |
| 8 | 520.00 | 49 | 1384 | 94.7 | 17 | 3000.00 | 52 | 546 | 37.4 | 26 | 17000.0 | 3 | 3 | 0.2 | | | | | |

LOWEST MEAN DISCHARGE, IN CFS, AND RANKING, FOR THE FOLLOWING NUMBER OF CONSECUTIVE DAYS IN YEAR ENDING MARCH 31

| YEAR | 1 | | 3 | | 7 | | 14 | | 30 | | 60 | | 90 | | 120 | | 183 | | ANNUAL | |
|---|---|---|---|---|---|---|---|---|---|---|---|---|---|---|---|---|---|---|---|---|
| 1970 | 400.00 | 4 | 403.00 | 4 | 433.00 | 4 | 461.00 | 3 | 557.00 | 3 | 949.00 | 3 | 1580.00 | 4 | 2040.00 | 4 | 2520.00 | 3 | 3280.00 | 3 |
| 1971 | 354.00 | 2 | 360.00 | 2 | 375.00 | 2 | 412.00 | 1 | 455.00 | 2 | 862.00 | 2 | 1100.00 | 2 | 1210.00 | 2 | 1460.00 | 2 | 3260.00 | 2 |
| 1972 | 299.00 | 1 | 304.00 | 1 | 333.00 | 1 | 418.00 | 2 | 428.00 | 1 | 656.00 | 1 | 820.00 | 1 | 1100.00 | 1 | 1260.00 | 1 | 2310.00 | 1 |
| 1973 | 392.00 | 3 | 396.00 | 3 | 408.00 | 3 | 512.00 | 4 | 627.00 | 4 | 1200.00 | 4 | 1400.00 | 3 | 1780.00 | 3 | 3380.00 | 4 | 5850.00 | 4 |

HIGHEST MEAN DISCHARGE, IN CFS, AND RANKING, FOR THE FOLLOWING NUMBER OF CONSECUTIVE DAYS IN YEAR ENDING SEPTEMBER 30

| YEAR | 1 | | 3 | | 7 | | 15 | | 30 | | 60 | | 90 | | 120 | | 183 | | ANNUAL | |
|---|---|---|---|---|---|---|---|---|---|---|---|---|---|---|---|---|---|---|---|---|
| 1970 | 16800.0 | 3 | 13900.0 | 4 | 12200.0 | 4 | 10900.0 | 4 | 8650.0 | 4 | 6950.0 | 4 | 5770.0 | 3 | 5670.0 | 3 | 4790.0 | 3 | 3300.0 | 3 |
| 1971 | 17700.0 | 1 | 16700.0 | 1 | 15700.0 | 1 | 14300.0 | 1 | 10800.0 | 3 | 7410.0 | 3 | 5230.0 | 4 | 4510.0 | 4 | 3570.0 | 4 | 2480.0 | 4 |
| 1972 | 17700.0 | 2 | 15800.0 | 2 | 14300.0 | 2 | 13400.0 | 2 | 11900.0 | 1 | 8550.0 | 2 | 7000.0 | 2 | 5790.0 | 2 | 5530.0 | 2 | 3770.0 | 2 |
| 1973 | 16600.0 | 4 | 14400.0 | 3 | 13300.0 | 3 | 12700.0 | 3 | 11200.0 | 2 | 10300.0 | 1 | 8890.0 | 1 | 8080.0 | 1 | 7990.0 | 1 | 5650.0 | 1 |

STATISTICS ON NORMAL MONTHLY MEANS(ALL DAYS)

| OCT | NOV | DEC | JAN | FEB | MARCH | APRIL | MAY | JUNE | JULY | AUG | SEPT |
|---|---|---|---|---|---|---|---|---|---|---|---|
| BY ROWS(MEAN,VARIANCE,STANDARD DEVIATION, SKEWNESS, COEFF. OF VARIATION,PERCENTAGE OF AVERAGE FLOW) | | | | | | | | | | | |
| 0.3119E+04 | 0.5060E+04 | 0.5047E+04 | 0.3197E+04 | 0.4678E+04 | 0.5770E+04 | 0.6869E+04 | 0.4179E+04 | 0.2783E+04 | 0.1435E+04 | 0.1473E+04 | 0.2149E+04 |
| 0.3680E+07 | 0.1894E+08 | 0.1305E+08 | 0.5661E+07 | 0.8975E+07 | 0.2854E+07 | 0.1897E+08 | 0.4065E+07 | 0.2677E+07 | 0.2572E+06 | 0.1731E+07 | 0.3059E+07 |
| 0.1916E+04 | 0.4353E+04 | 0.3613E+04 | 0.2379E+04 | 0.2996E+04 | 0.1690E+04 | 0.4356E+04 | 0.2016E+04 | 0.1636E+04 | 0.5071E+03 | 0.1316E+04 | 0.1749E+04 |
| 0.1299E+01 | 0.1039E+01 | 0.4027E+00 | 0.5723E+00 | 0.3465E+00 | 0.4963E+00 | -0.1065E+01 | -0.3327E+00 | 0.1755E+01 | 0.4959E+00 | 0.1517E+01 | 0.1694E+01 |
| 0.6151E+00 | 0.8601E+00 | 0.7159E+00 | 0.7443E+00 | 0.6404E+00 | 0.2928E+00 | 0.6341E+00 | 0.4825E+00 | 0.5880E+00 | 0.3533E+00 | 0.8934E+00 | 0.8139E+00 |
| 0.6816E+01 | 0.1106E+02 | 0.1103E+02 | 0.6986E+01 | 0.1022E+02 | 0.1261E+02 | 0.1501E+02 | 0.9133E+01 | 0.6081E+01 | 0.3137E+01 | 0.3218E+01 | 0.4697E+01 |

STATISTICS ON NORMAL ANNUAL MEANS(ALL DAYS)

| MEAN | VARIANCE | STANDARD DEVIATION | SKEWNESS | COEFF. OF VARIATION | SERIAL CORR |
|---|---|---|---|---|---|
| 0.3800E+04 | 0.1802E+07 | 0.1342E+04 | 0.1062E+01 | 0.3533E+00 | 0.4556E+00 |

STATISTICS ON LOG MONTHLY MEANS(ALL DAYS)

| OCT | NOV | DEC | JAN | FEB | MARCH | APRIL | MAY | JUNE | JULY | AUG | SEPT |
|---|---|---|---|---|---|---|---|---|---|---|---|
| BY ROWS(MEAN,VARIANCE,STANDARD DEVIATION, SKEWNESS, COEFF. OF VARIATION,PERCENTAGE OF AVERAGE FLOW) | | | | | | | | | | | |
| 0.3437E+01 | 0.3566E+01 | 0.3605E+01 | 0.3396E+01 | 0.3579E+01 | 0.3747E+01 | 0.3695E+01 | 0.3575E+01 | 0.3397E+01 | 0.3136E+01 | 0.3041E+01 | 0.3238E+01 |
| 0.6379E-01 | 0.1724E+00 | 0.1203E+00 | 0.1376E+00 | 0.1269E+00 | 0.1594E-01 | 0.2435E+00 | 0.5960E-01 | 0.5072E-01 | 0.2379E-01 | 0.1454E+00 | 0.9989E-01 |
| 0.2526E+00 | 0.4152E+00 | 0.3469E+00 | 0.3709E+00 | 0.3563E+00 | 0.1262E+00 | 0.4934E+00 | 0.2441E+00 | 0.2252E+00 | 0.1542E+00 | 0.3814E+00 | 0.3161E+00 |
| 0.7914E+00 | 0.2424E-01 | 0.7753E-01 | -0.1857E+00 | -0.1139E+01 | 0.3349E+00 | -0.1792E+01 | -0.8096E+00 | 0.1321E+01 | 0.1733E+00 | 0.5395E+00 | 0.1176E+01 |
| 0.7349E-01 | 0.1164E+00 | 0.9623E-01 | 0.1092E+00 | 0.9954E-01 | 0.3369E-01 | 0.1335E+00 | 0.6830E-01 | 0.6631E-01 | 0.4917E-01 | 0.1254E+00 | 0.9760E-01 |
| 0.8298E+01 | 0.8611E+01 | 0.8705E+01 | 0.8201E+01 | 0.8643E+01 | 0.9049E+01 | 0.8922E+01 | 0.8632E+01 | 0.8202E+01 | 0.7574E+01 | 0.7344E+01 | 0.7820E+01 |

STATISTICS ON LOG ANNUAL MEANS(ALL DAYS)

| MEAN | VARIANCE | STANDARD DEVIATION | SKEWNESS | COEFF. OF VARIATION | SERIAL CORR |
|---|---|---|---|---|---|
| 0.3560E+01 | 0.2210E-01 | 0.1487E+00 | 0.4751E+00 | 0.4176E-01 | 0.2991E+00 |

## 03329400 Rattlesnake Creek near Patton, Ind.

LOCATION.--Lat 40°42'46", long 86°41'49", in NW¼SW¼ sec.7, T.26 N., R.2 W., Carroll County, on left bank 5 ft (2 m) downstream from bridge on County Road 900 West, and 2.5 miles (4.0 km) northeast of Patton.

DRAINAGE AREA.--6.83 $mi^2$ (17.69 $km^2$).

### DURATION TABLE OF DAILY DISCHARGE FOR YEAR ENDING SEPTEMBER 30

| CLASS | 0 | 1 | 2 | 3 | 4 | 5 | 6 | 7 | 8 | 9 | 10 | 11 | 12 | 13 | 14 | 15 | 16 | 17 | 18 | 19 | 20 | 21 | 22 | 23 | 24 | 25 | 26 | 27 | 28 | 29 | 30 | 31 | 32 | 33 | 34 | |
|---|---|---|---|---|---|---|---|---|---|---|---|---|---|---|---|---|---|---|---|---|---|---|---|---|---|---|---|---|---|---|---|---|---|---|---|---|
| YEAR | NUMBER OF DAYS IN CLASS | | | | | | | | | | | | | | | | | | | | | | | | | | | | | | | | | | | CFS_DAYS |
| 1969 | | 4 | 9 | 10 | 21 | 2 | 5 | 11 | 20 | 9 | 34 | 26 | 17 | 24 | 22 | 19 | 17 | 17 | 10 | 13 | 11 | 4 | 16 | 7 | 5 | 8 | 7 | 3 | 3 | 3 | 1 | 2 | 4 | | 1 | 3153.2 |
| 1970 | | 1 | 1 | 4 | 13 | 3 | 10 | 31 | 14 | 26 | 25 | 21 | 23 | 17 | 16 | 22 | 26 | 18 | 16 | 11 | 12 | 4 | 11 | 9 | 1 | 6 | 6 | 4 | 5 | 3 | 2 | 1 | 2 | | 1 | 2971.1 |
| 1971 | | 6 | 9 | 11 | 41 | 2 | 21 | 19 | 33 | 18 | 26 | 17 | 26 | 21 | 25 | 15 | 12 | 11 | 8 | 4 | 9 | 6 | 5 | 5 | 2 | 8 | 1 | 2 | | 2 | | | | | | 1722.3 |
| 1972 | | 1 | 1 | 13 | 10 | | 22 | 43 | 31 | 21 | 20 | 17 | 20 | 24 | 18 | 26 | 20 | 20 | 8 | 8 | 7 | 9 | 5 | 6 | 5 | 1 | 3 | 2 | 1 | 3 | 1 | | | | | 2029.2 |
| 1973 | | | | | | | | 14 | 12 | 16 | 14 | 9 | 13 | 20 | 19 | 20 | 21 | 22 | 29 | 22 | 25 | 21 | 21 | 11 | 9 | 17 | 6 | 7 | 8 | 3 | 3 | 3 | | | | 4243.9 |

| CLASS | CFS | TOTAL | ACCUM | PERCT | CLASS | CFS | TOTAL | ACCUM | PERCT | CLASS | CFS | TOTAL | ACCUM | PERCT | CLASS | CFS | TOTAL | ACCUM | PERCT |
|---|---|---|---|---|---|---|---|---|---|---|---|---|---|---|---|---|---|---|---|
| 0 | 0.00 | 0 | 1826 | 100.0 | 9 | 1.90 | 90 | 1378 | 75.5 | 18 | 7.9 | 71 | 488 | 26.7 | 27 | 34 | 18 | 70 | 3.8 |
| 1 | 0.50 | 12 | 1826 | 100.0 | 10 | 2.20 | 119 | 1288 | 70.5 | 19 | 9.3 | 58 | 417 | 22.8 | 28 | 40 | 17 | 52 | 2.8 |
| 2 | 0.60 | 20 | 1814 | 99.3 | 11 | 2.60 | 90 | 1169 | 64.0 | 20 | 11.0 | 64 | 359 | 19.7 | 29 | 46 | 14 | 35 | 1.9 |
| 3 | 0.70 | 38 | 1794 | 98.2 | 12 | 3.00 | 99 | 1079 | 59.1 | 21 | 13.0 | 44 | 295 | 16.2 | 30 | 55 | 7 | 21 | 1.1 |
| 4 | 0.80 | 85 | 1756 | 96.2 | 13 | 3.50 | 106 | 980 | 53.7 | 22 | 15.0 | 58 | 251 | 13.7 | 31 | 64 | 6 | 14 | .7 |
| 5 | 1.00 | 7 | 1671 | 91.5 | 14 | 4.10 | 100 | 874 | 47.9 | 23 | 18.0 | 38 | 193 | 10.6 | 32 | 75 | 6 | 8 | .4 |
| 6 | 1.10 | 58 | 1664 | 91.1 | 15 | 4.90 | 102 | 774 | 42.4 | 24 | 21.0 | 22 | 155 | 8.5 | 33 | 89 | | 2 | .1 |
| 7 | 1.30 | 118 | 1606 | 88.0 | 16 | 5.70 | 96 | 672 | 36.8 | 25 | 24.0 | 40 | 133 | 7.3 | 34 | 100 | 2 | 2 | .1 |
| 8 | 1.60 | 110 | 1488 | 81.5 | 17 | 6.70 | 88 | 576 | 31.5 | 26 | 29.0 | 23 | 93 | 5.1 | | | | | |

### LOWEST MEAN DISCHARGE, IN CFS, AND RANKING, FOR THE FOLLOWING NUMBER OF CONSECUTIVE DAYS IN YEAR ENDING MARCH 31

| YEAR | 1 | | 3 | | 7 | | 14 | | 30 | | 60 | | 90 | | 120 | | 183 | | ANNUAL | |
|---|---|---|---|---|---|---|---|---|---|---|---|---|---|---|---|---|---|---|---|---|
| 1970 | 0.56 | 3 | 0.58 | 2 | 0.59 | 2 | 0.67 | 2 | 0.91 | 3 | 1.63 | 2 | 3.41 | 4 | 4.06 | 4 | 5.09 | 3 | 7.87 | 2 |
| 1971 | 0.56 | 4 | 0.67 | 4 | 0.76 | 4 | 0.85 | 4 | 1.06 | 4 | 1.84 | 3 | 2.59 | 3 | 3.57 | 3 | 4.96 | 2 | 7.93 | 3 |
| 1972 | 0.51 | 1 | 0.53 | 1 | 0.57 | 1 | 0.64 | 1 | 0.78 | 1 | 1.11 | 1 | 1.47 | 1 | 1.50 | 1 | 2.64 | 1 | 3.88 | 1 |
| 1973 | 0.55 | 2 | 0.62 | 3 | 0.68 | 3 | 0.72 | 3 | 0.86 | 2 | 1.89 | 4 | 2.23 | 2 | 3.02 | 2 | 5.41 | 4 | 10.60 | 4 |

### HIGHEST MEAN DISCHARGE, IN CFS, AND RANKING, FOR THE FOLLOWING NUMBER OF CONSECUTIVE DAYS IN YEAR ENDING SEPTEMBER 30

| YEAR | 1 | | 3 | | 7 | | 15 | | 30 | | 60 | | 90 | | 120 | | 183 | | ANNUAL | |
|---|---|---|---|---|---|---|---|---|---|---|---|---|---|---|---|---|---|---|---|---|
| 1969 | 105.0 | 1 | 91.7 | 1 | 56.6 | 1 | 38.0 | 1 | 23.5 | 3 | 16.9 | 3 | 13.7 | 3 | 12.9 | 3 | 12.2 | 2 | 8.6 | 2 |
| 1970 | 104.0 | 2 | 80.0 | 2 | 51.6 | 2 | 31.9 | 2 | 29.3 | 1 | 21.8 | 1 | 16.4 | 1 | 13.5 | 2 | 10.6 | 3 | 8.1 | 3 |
| 1971 | 48.0 | 5 | 34.0 | 5 | 23.6 | 5 | 16.1 | 5 | 12.3 | 5 | 9.5 | 5 | 7.0 | 5 | 6.6 | 5 | 6.1 | 5 | 4.7 | 5 |
| 1972 | 61.0 | 4 | 44.0 | 4 | 27.9 | 4 | 22.9 | 4 | 17.2 | 4 | 12.2 | 4 | 9.8 | 4 | 8.2 | 4 | 8.0 | 4 | 5.5 | 4 |
| 1973 | 70.0 | 3 | 59.0 | 3 | 43.4 | 3 | 31.7 | 3 | 25.1 | 2 | 19.9 | 2 | 16.1 | 2 | 16.4 | 1 | 15.7 | 1 | 11.6 | 1 |

### STATISTICS ON NORMAL MONTHLY MEANS(ALL DAYS)

| OCT | NOV | DEC | JAN | FEB | MARCH | APRIL | MAY | JUNE | JULY | AUG | SEPT |
|---|---|---|---|---|---|---|---|---|---|---|---|
| BY ROWS(MEAN,VARIANCE,STANDARD DEVIATION, SKEWNESS, COEFF. OF VARIATION,PERCENTAGE OF AVERAGE FLOW) | | | | | | | | | | | |
| 0.4919E+01 | 0.9140E+01 | 0.9037E+01 | 0.8930E+01 | 0.6253E+01 | 0.9286E+01 | 0.1394E+02 | 0.8368E+01 | 0.8056E+01 | 0.7590E+01 | 0.2877E+01 | 0.4436E+01 |
| 0.1419E+02 | 0.3815E+02 | 0.2787E+02 | 0.6660E+02 | 0.1310E+02 | 0.5743E+02 | 0.5901E+02 | 0.3265E+02 | 0.1330E+02 | 0.5314E+02 | 0.6557E+01 | 0.1227E+02 |
| 0.3766E+01 | 0.6176E+01 | 0.5279E+01 | 0.8161E+01 | 0.3619E+01 | 0.7578E+01 | 0.7682E+01 | 0.5714E+01 | 0.3647E+01 | 0.7290E+01 | 0.2561E+01 | 0.3503E+01 |
| 0.3382E+00 | 0.1140E+00 | 0.2311E+00 | 0.8024E+00 | 0.7604E+00 | 0.1893E+01 | -0.7802E+00 | 0.1264E+01 | -0.2154E+00 | 0.1506E+01 | 0.1618E+01 | 0.7670E+00 |
| 0.7657E+00 | 0.6758E+00 | 0.5641E+00 | 0.9139E+00 | 0.5787E+00 | 0.8161E+00 | 0.5510E+00 | 0.6828E+00 | 0.4527E+00 | 0.9605E+00 | 0.8900E+00 | 0.7898E+00 |
| 0.5299E+01 | 0.9846E+01 | 0.9735E+01 | 0.9619E+01 | 0.6736E+01 | 0.1000E+02 | 0.1502E+02 | 0.9015E+01 | 0.8678E+01 | 0.8176E+01 | 0.3099E+01 | 0.4778E+01 |

### STATISTICS ON NORMAL ANNUAL MEANS(ALL DAYS)

| MEAN | VARIANCE | STANDARD DEVIATION | SKEWNESS | COEFF. OF VARIATION | SERIAL CORR |
|---|---|---|---|---|---|
| 0.7734E+01 | 0.7507E+01 | 0.2740E+01 | 0.4440E+00 | 0.3543E+00 | -0.2042E+00 |

STATISTICS ON LOG MONTHLY MEANS(ALL DAYS)

| OCT | NOV | DEC | JAN | FEB | MARCH | APRIL | MAY | JUNE | JULY | AUG | SEPT |
|---|---|---|---|---|---|---|---|---|---|---|---|
| BY ROWS(MEAN,VARIANCE,STANDARD DEVIATION, SKEWNESS, COEFF. OF VARIATION,PERCENTAGE OF AVERAGE FLOW) | | | | | | | | | | | |
| 0.5511E+00 | 0.8318E+00 | 0.8857E+00 | 0.7607E+00 | 0.7332E+00 | 0.8738E+00 | 0.1045E+01 | 0.8373E+00 | 0.8643E+00 | 0.7300E+00 | 0.3320E+00 | 0.5340E+00 |
| 0.1800E+00 | 0.1894E+00 | 0.8279E-01 | 0.2413E+00 | 0.7218E-01 | 0.9275E-01 | 0.1523E+00 | 0.1001E+00 | 0.4896E-01 | 0.1559E+00 | 0.1343E+00 | 0.1210E+00 |
| 0.4243E+00 | 0.4352E+00 | 0.2877E+00 | 0.4912E+00 | 0.2687E+00 | 0.3045E+00 | 0.3902E+00 | 0.3164E+00 | 0.2213E+00 | 0.3949E+00 | 0.3664E+00 | 0.3478E+00 |
| -0.4320E+00 | -0.1346E+01 | -0.2795E+00 | -0.2796E+00 | -0.2264E+00 | 0.9810E+00 | -0.1799E+01 | -0.3963E+00 | -0.4680E+00 | 0.7470E+00 | 0.5315E+00 | 0.5999E+00 |
| 0.7699E+00 | 0.5232E+00 | 0.3249E+00 | 0.6457E+00 | 0.3664E+00 | 0.3485E+00 | 0.3734E+00 | 0.3779E+00 | 0.2560E+00 | 0.5409E+00 | 0.1104E+01 | 0.6513E+00 |
| 0.6138E+01 | 0.9264E+01 | 0.9864E+01 | 0.8472E+01 | 0.8166E+01 | 0.9732E+01 | 0.1164E+02 | 0.9326E+01 | 0.9626E+01 | 0.8130E+01 | 0.3697E+01 | 0.5948E+01 |

STATISTICS ON LOG ANNUAL MEANS(ALL DAYS)

| MEAN | VARIANCE | STANDARD DEVIATION | SKEWNESS | COEFF. OF VARIATION | SERIAL CORR |
|---|---|---|---|---|---|
| 0.8660E+00 | 0.2465E-01 | 0.1570E+00 | -0.6010E-01 | 0.1813E+00 | -0.1461E+00 |

ANNUAL PEAKS

| | |
|---|---|
| 1969 | 157 |
| 1970 | 143 |
| 1971 | 76 |
| 1972 | 80 |
| 1973 | 96 |

## 03329500 Wabash River at Delphi, Ind.

LOCATION.--Lat 40°35'26", long 86°41'54", in SE¼SE¼ sec.24, T.25 N., R.3 W., Carroll County, on downstream side of second pier from left abutment of highway bridge, 1 mile (1.6 km) west of Delphi, 1.6 miles (2.6 km) downstream from Deer Creek, 8.6 miles (13.8 km) upstream from Tippecanoe River, and at mile 330.8 (532.3 km).

DRAINAGE AREA.--4,072 mi² (10,546 km²).

DURATION TABLE OF DAILY DISCHARGE FOR YEAR ENDING SEPTEMBER 30

| CLASS | 0 | 1 | 2 | 3 | 4 | 5 | 6 | 7 | 8 | 9 | 10 | 11 | 12 | 13 | 14 | 15 | 16 | 17 | 18 | 19 | 20 | 21 | 22 | 23 | 24 | 25 | 26 | 27 | 28 | 29 | 30 | 31 | 32 | 33 | 34 |
|---|---|---|---|---|---|---|---|---|---|---|---|---|---|---|---|---|---|---|---|---|---|---|---|---|---|---|---|---|---|---|---|---|---|---|---|
| YEAR | NUMBER OF DAYS IN CLASS | | | | | | | | | | | | | | | | | | | | | | | | | | | | | | | | | | CFS_DAYS |
| 1941 | | 28 | 31 | 10 | 9 | 28 | 49 | 35 | 43 | 31 | 19 | 29 | 16 | 12 | 7 | 4 | 6 | 2 | 1 | | 1 | 1 | 1 | 1 | 1 | | | | | | | | | | 307352.0 |
| 1942 | | | 2 | 1 | 7 | 11 | 17 | 36 | 50 | 27 | 17 | 25 | 42 | 21 | 22 | 7 | 17 | 4 | 12 | 2 | 6 | 5 | 6 | 9 | 3 | 6 | 5 | 3 | 2 | | | | | | 971121.0 |
| 1943 | | | | | | 1 | 14 | 9 | 14 | 18 | 17 | 8 | 36 | 36 | 43 | 22 | 25 | 20 | 24 | 17 | 12 | 10 | 6 | 4 | 1 | 6 | 10 | 3 | | 2 | 3 | 1 | | 2 | 1 | 1714742.0 |
| 1944 | | | | | 6 | 21 | 33 | 48 | 94 | 17 | 10 | 8 | 9 | 9 | 4 | 6 | 5 | 7 | 12 | 19 | 9 | 11 | 10 | 7 | 4 | 2 | 4 | 3 | | 4 | 1 | 1 | 2 | | | 1022081.0 |
| 1945 | | | | | 5 | 35 | 44 | 33 | 22 | 17 | 10 | 10 | 15 | 19 | 14 | 18 | 18 | 21 | 16 | 9 | 9 | 10 | 8 | 3 | 11 | 1 | 7 | 2 | 3 | 4 | 1 | | | | | 1062630.0 |
| 1946 | | | | | 1 | 15 | 12 | 18 | 21 | 9 | 11 | 21 | 24 | 43 | 35 | 25 | 17 | 17 | 12 | 15 | 12 | 10 | 9 | 11 | 12 | 4 | 3 | 4 | 2 | 2 | | | | | | 1129544.0 |
| 1947 | | | | | 8 | 11 | 2 | 20 | 40 | 32 | 33 | 25 | 11 | 24 | 15 | 19 | 12 | 10 | 14 | 11 | 18 | 12 | 11 | 11 | 6 | 5 | 3 | 5 | 5 | 3 | 1 | | | | | 1195465.0 |
| 1948 | | | | | | 5 | 19 | 22 | 10 | 20 | 27 | 44 | 34 | 26 | 14 | 25 | 13 | 12 | 10 | 11 | 7 | 11 | 4 | 8 | 11 | 6 | 7 | 10 | 5 | 4 | 1 | | | | | 1322700.0 |
| 1949 | | | | | | | 26 | 33 | 14 | 15 | 7 | 20 | 17 | 24 | 26 | 25 | 28 | 19 | 20 | 15 | 8 | 12 | 8 | 13 | 7 | 8 | 5 | 5 | 3 | 4 | 3 | | | | | 1653244.0 |
| 1950 | | | | | | | 2 | 1 | 15 | 34 | 19 | 18 | 23 | 22 | 23 | 16 | 12 | 11 | 20 | 21 | 13 | 20 | 21 | 12 | 7 | 12 | 9 | 8 | 2 | 11 | 7 | 4 | 1 | 1 | | 2669913.0 |
| 1951 | | | | | | | | 2 | 23 | 11 | 15 | 26 | 10 | 12 | 18 | 28 | 29 | 24 | 17 | 18 | 15 | 21 | 17 | 18 | 10 | 11 | 11 | 4 | 11 | 6 | 3 | 5 | | | | 1775928.0 |
| 1952 | | | | | | | | 1 | 21 | 25 | 26 | 21 | 13 | 17 | 21 | 16 | 12 | 13 | 24 | 24 | 22 | 23 | 8 | 11 | 13 | 13 | 7 | 6 | 9 | 10 | 5 | 5 | | | | 1811574.0 |
| 1953 | | | | | | | 27 | 13 | 25 | 44 | 20 | 11 | 5 | 17 | 26 | 22 | 25 | 25 | 22 | 18 | 14 | 9 | 9 | 11 | 7 | 6 | 4 | 2 | 1 | | 2 | | | | | 917933.0 |
| 1954 | | | | | | 12 | 32 | 63 | 56 | 20 | 24 | 21 | 18 | 18 | 22 | 14 | 14 | 13 | 9 | 9 | 9 | 3 | 2 | 4 | 1 | 1 | | | | | | | | | | 422714.0 |
| 1955 | | | | | | | 15 | 12 | 11 | 11 | 10 | 19 | 23 | 42 | 30 | 32 | 22 | 17 | 24 | 17 | 13 | 16 | 7 | 11 | 4 | 9 | 8 | 5 | 2 | 3 | 2 | | | | | 1142820.0 |
| 1956 | | | | | | | | 9 | 11 | 10 | 19 | 20 | 17 | 27 | 31 | 29 | 14 | 21 | 21 | 13 | 18 | 21 | 18 | 10 | 18 | 11 | 14 | 2 | 7 | 3 | 1 | 1 | | | | 1210424.0 |
| 1957 | | | | | | | | 21 | 31 | 25 | 16 | 25 | 21 | 8 | 24 | 24 | 25 | 14 | 14 | 20 | 7 | 9 | 7 | 7 | 13 | 14 | 9 | 6 | 6 | 5 | 3 | 5 | 4 | 2 | | 1424719.0 |
| 1958 | | | | | | | | | 4 | 5 | 9 | 20 | 23 | 26 | 32 | 33 | 32 | 30 | 35 | 22 | 16 | 11 | 10 | 9 | 10 | 4 | 4 | 12 | 5 | 2 | 2 | 2 | 1 | 2 | 4 | 1730537.0 |
| 1959 | | | | | | | | 8 | 16 | 16 | 37 | 52 | 15 | 17 | 13 | 6 | 10 | 16 | 25 | 12 | 18 | 21 | 22 | 13 | 10 | 7 | 6 | 1 | 5 | 5 | 2 | 5 | 2 | 3 | 1 | 1 | 1769518.0 |
| 1960 | | | | | | | | | 15 | 19 | 23 | 19 | 17 | 12 | 55 | 36 | 25 | 34 | 25 | 17 | 15 | 15 | 11 | 4 | 5 | 5 | 6 | 3 | 1 | 4 | | | | | | 1044517.0 |
| 1961 | | | | | 1 | 1 | 21 | 70 | 40 | 8 | 18 | 13 | 23 | 25 | 22 | 15 | 13 | 11 | 8 | 8 | 7 | 7 | 12 | 12 | 5 | 4 | 4 | 9 | 3 | 1 | 4 | | | | | 1175307.0 |

| CLASS | CFS | TOTAL | ACCUM | PERCT | CLASS | CFS | TOTAL | ACCUM | PERCT | CLASS | CFS | TOTAL | ACCUM | PERCT | CLASS | CFS | TOTAL | ACCUM | PERCT |
|---|---|---|---|---|---|---|---|---|---|---|---|---|---|---|---|---|---|---|---|
| 0 | 0.00 | 0 | 7670 | 100.0 | 9 | 710.00 | 461 | 5547 | 72.3 | 18 | 3800.0 | 302 | 1838 | 24.0 | 27 | 21000 | 71 | 206 | 2.6 |
| 1 | 158.00 | 28 | 7670 | 100.0 | 10 | 850.00 | 359 | 5086 | 66.3 | 19 | 4600.0 | 261 | 1536 | 20.0 | 28 | 25000 | 47 | 135 | 1.7 |
| 2 | 190.00 | 33 | 7642 | 99.6 | 11 | 1000.00 | 432 | 4727 | 61.6 | 20 | 5600.0 | 204 | 1275 | 16.6 | 29 | 30000 | 46 | 88 | 1.1 |
| 3 | 230.00 | 42 | 7609 | 99.2 | 12 | 1200.00 | 550 | 4295 | 56.0 | 21 | 6700.0 | 214 | 1071 | 14.0 | 30 | 36000 | 19 | 42 | .5 |
| 4 | 280.00 | 208 | 7567 | 98.7 | 13 | 1500.00 | 445 | 3745 | 48.8 | 22 | 8100.0 | 179 | 857 | 11.2 | 31 | 44000 | 12 | 23 | .2 |
| 5 | 330.00 | 312 | 7359 | 95.9 | 14 | 1800.00 | 433 | 3300 | 43.0 | 23 | 9800.0 | 167 | 678 | 8.8 | 32 | 53000 | 6 | 11 | .1 |
| 6 | 400.00 | 525 | 7047 | 91.9 | 15 | 2200.00 | 359 | 2867 | 37.4 | 24 | 12000.0 | 95 | 511 | 6.7 | 33 | 64000 | 4 | 5 | .0 |
| 7 | 490.00 | 527 | 6522 | 85.0 | 16 | 2600.00 | 380 | 2508 | 32.7 | 25 | 14000.0 | 106 | 416 | 5.4 | 34 | 77000 | 1 | 1 | .0 |
| 8 | 590.00 | 448 | 5995 | 78.2 | 17 | 3200.00 | 290 | 2128 | 27.7 | 26 | 17000.0 | 104 | 310 | 4.0 | | | | | |

LOWEST MEAN DISCHARGE, IN CFS, AND RANKING, FOR THE FOLLOWING NUMBER OF CONSECUTIVE DAYS IN YEAR ENDING MARCH 31

| YEAR | 1 | | 3 | | 7 | | 14 | | 30 | | 60 | | 90 | | 120 | | 183 | | ANNUAL | |
|---|---|---|---|---|---|---|---|---|---|---|---|---|---|---|---|---|---|---|---|---|
| 1941 | 185.00 | 2 | 189.00 | 2 | 194.00 | 2 | 198.00 | 2 | 227.00 | 2 | 238.00 | 2 | 275.00 | 2 | 328.00 | 1 | 473.00 | 4 | 1300.00 | 1 |
| 1942 | 158.00 | 1 | 160.00 | 1 | 165.00 | 1 | 170.00 | 1 | 186.00 | 1 | 194.00 | 1 | 264.00 | 1 | 328.00 | 2 | 432.00 | 2 | 1890.00 | 3 |
| 1943 | 395.00 | 15 | 407.00 | 15 | 416.00 | 14 | 435.00 | 14 | 538.00 | 15 | 685.00 | 15 | 922.00 | 15 | 1470.00 | 18 | 1580.00 | 15 | 3050.00 | 9 |
| 1944 | 320.00 | 11 | 357.00 | 12 | 423.00 | 15 | 451.00 | 15 | 489.00 | 13 | 500.00 | 10 | 526.00 | 9 | 668.00 | 8 | 857.00 | 8 | 3780.00 | 13 |
| 1945 | 250.00 | 5 | 253.00 | 3 | 267.00 | 4 | 290.00 | 6 | 311.00 | 6 | 342.00 | 5 | 379.00 | 5 | 383.00 | 4 | 399.00 | 1 | 2830.00 | 7 |
| 1946 | 474.00 | 19 | 481.00 | 19 | 503.00 | 19 | 574.00 | 19 | 885.00 | 20 | 1230.00 | 20 | 1420.00 | 20 | 2210.00 | 21 | 2030.00 | 18 | 4150.00 | 14 |
| 1947 | 270.00 | 7 | 274.00 | 6 | 277.00 | 5 | 279.00 | 3 | 291.00 | 3 | 347.00 | 6 | 402.00 | 6 | 438.00 | 6 | 646.00 | 7 | 1950.00 | 5 |
| 1948 | 391.00 | 13 | 397.00 | 13 | 406.00 | 12 | 420.00 | 13 | 596.00 | 17 | 686.00 | 16 | 756.00 | 14 | 820.00 | 14 | 974.00 | 10 | 4210.00 | 15 |
| 1952 | 393.00 | 14 | 397.00 | 14 | 408.00 | 13 | 411.00 | 12 | 430.00 | 11 | 461.00 | 9 | 589.00 | 10 | 749.00 | 11 | 1370.00 | 14 | 4760.00 | 16 |
| 1953 | 465.00 | 17 | 465.00 | 17 | 468.00 | 17 | 480.00 | 16 | 493.00 | 14 | 541.00 | 12 | 667.00 | 13 | 722.00 | 10 | 955.00 | 9 | 3330.00 | 11 |
| 1954 | 265.00 | 6 | 268.00 | 5 | 277.00 | 6 | 288.00 | 5 | 294.00 | 4 | 306.00 | 3 | 323.00 | 3 | 344.00 | 3 | 434.00 | 3 | 1330.00 | 2 |
| 1955 | 247.00 | 4 | 253.00 | 4 | 259.00 | 3 | 280.00 | 4 | 340.00 | 7 | 609.00 | 13 | 628.00 | 11 | 772.00 | 12 | 1330.00 | 13 | 2930.00 | 8 |
| 1956 | 296.00 | 9 | 298.00 | 9 | 303.00 | 8 | 310.00 | 8 | 347.00 | 8 | 652.00 | 14 | 1280.00 | 19 | 1430.00 | 17 | 1610.00 | 16 | 3110.00 | 10 |
| 1957 | 280.00 | 8 | 287.00 | 7 | 294.00 | 7 | 299.00 | 7 | 309.00 | 5 | 333.00 | 4 | 369.00 | 4 | 431.00 | 5 | 581.00 | 6 | 1910.00 | 4 |
| 1958 | 460.00 | 16 | 460.00 | 16 | 465.00 | 16 | 507.00 | 17 | 574.00 | 16 | 855.00 | 19 | 962.00 | 16 | 1420.00 | 16 | 3010.00 | 21 | 5020.00 | 18 |
| 1959 | 620.00 | 20 | 620.00 | 20 | 620.00 | 20 | 625.00 | 20 | 684.00 | 19 | 799.00 | 18 | 1070.00 | 18 | 1520.00 | 19 | 2270.00 | 19 | 5900.00 | 20 |
| 1960 | 335.00 | 12 | 335.00 | 11 | 342.00 | 11 | 375.00 | 11 | 473.00 | 12 | 532.00 | 11 | 664.00 | 12 | 781.00 | 13 | 1250.00 | 12 | 3550.00 | 12 |
| 1961 | 240.00 | 3 | 247.00 | 8 | 336.00 | 10 | 357.00 | 10 | 397.00 | 10 | 419.00 | 7 | 451.00 | 7 | 455.00 | 7 | 519.00 | 5 | 2200.00 | 6 |

HIGHEST MEAN DISCHARGE, IN CFS, AND RANKING, FOR THE FOLLOWING NUMBER OF CONSECUTIVE DAYS IN YEAR ENDING SEPTEMBER 30

| YEAR | 1 | | 3 | | 7 | | 15 | | 30 | | 60 | | 90 | | 120 | | 183 | | ANNUAL | |
|---|---|---|---|---|---|---|---|---|---|---|---|---|---|---|---|---|---|---|---|---|
| 1941 | 12100.0 | 20 | 10700.0 | 20 | 7690.0 | 20 | 4540.0 | 21 | 2740.0 | 21 | 1690.0 | 21 | 1650.0 | 21 | 1420.0 | 21 | 1240.0 | 21 | 842.0 | 21 |
| 1942 | 25800.0 | 17 | 23500.0 | 17 | 17000.0 | 15 | 12800.0 | 17 | 8300.0 | 17 | 7520.0 | 15 | 6790.0 | 14 | 5410.0 | 16 | 4350.0 | 17 | 2660.0 | 18 |
| 1943 | 82100.0 | 1 | 75400.0 | 1 | 52800.0 | 2 | 38700.0 | 2 | 22700.0 | 2 | 12600.0 | 4 | 10500.0 | 5 | 8690.0 | 7 | 7230.0 | 6 | 4700.0 | 6 |
| 1944 | 49600.0 | 5 | 46200.0 | 5 | 34400.0 | 5 | 23900.0 | 5 | 15700.0 | 8 | 10500.0 | 11 | 9060.0 | 11 | 7380.0 | 11 | 5020.0 | 13 | 2790.0 | 17 |
| 1945 | 30600.0 | 13 | 27700.0 | 11 | 22600.0 | 12 | 13100.0 | 15 | 10100.0 | 14 | 7950.0 | 14 | 7380.0 | 13 | 6630.0 | 13 | 5140.0 | 12 | 2910.0 | 15 |
| 1946 | 25300.0 | 18 | 22500.0 | 18 | 14800.0 | 19 | 11500.0 | 18 | 7590.0 | 19 | 6080.0 | 18 | 6170.0 | 17 | 5140.0 | 17 | 4630.0 | 14 | 3090.0 | 14 |
| 1947 | 30800.0 | 12 | 27300.0 | 12 | 22900.0 | 11 | 15800.0 | 12 | 11000.0 | 13 | 10300.0 | 12 | 8620.0 | 12 | 6960.0 | 12 | 5720.0 | 11 | 3280.0 | 11 |
| 1948 | 31100.0 | 11 | 26900.0 | 13 | 23800.0 | 10 | 18400.0 | 10 | 16200.0 | 7 | 11400.0 | 9 | 9770.0 | 8 | 7990.0 | 8 | 6320.0 | 8 | 3610.0 | 9 |
| 1949 | 43400.0 | 6 | 38300.0 | 6 | 25600.0 | 9 | 22300.0 | 7 | 18200.0 | 6 | 14600.0 | 2 | 11300.0 | 3 | 9480.0 | 4 | 7330.0 | 5 | 4530.0 | 7 |
| 1950 | 66600.0 | 3 | 59700.0 | 2 | 43700.0 | 4 | 39700.0 | 1 | 29200.0 | 1 | 22300.0 | 1 | 18200.0 | 1 | 16800.0 | 1 | 12400.0 | 1 | 7310.0 | 1 |
| 1951 | 34800.0 | 8 | 32500.0 | 9 | 27700.0 | 8 | 20000.0 | 9 | 13000.0 | 11 | 10600.0 | 10 | 9230.0 | 10 | 8720.0 | 6 | 8040.0 | 4 | 4870.0 | 3 |
| 1952 | 34800.0 | 9 | 32400.0 | 10 | 21900.0 | 13 | 18300.0 | 11 | 15100.0 | 9 | 11600.0 | 8 | 11000.0 | 4 | 10400.0 | 3 | 8660.0 | 2 | 4950.0 | 2 |
| 1953 | 27200.0 | 16 | 23800.0 | 14 | 15800.0 | 18 | 12900.0 | 16 | 9710.0 | 15 | 7030.0 | 16 | 5850.0 | 18 | 5050.0 | 18 | 4240.0 | 18 | 2510.0 | 19 |
| 1954 | 10300.0 | 21 | 8650.0 | 21 | 5940.0 | 21 | 4740.0 | 20 | 3830.0 | 20 | 2800.0 | 20 | 2580.0 | 20 | 2360.0 | 20 | 1860.0 | 20 | 1160.0 | 20 |
| 1955 | 28400.0 | 15 | 23700.0 | 15 | 19300.0 | 14 | 13200.0 | 14 | 9650.0 | 16 | 6930.0 | 17 | 6570.0 | 15 | 5960.0 | 14 | 4530.0 | 16 | 3130.0 | 13 |
| 1956 | 29000.0 | 14 | 23500.0 | 16 | 16600.0 | 16 | 13300.0 | 13 | 11000.0 | 12 | 8060.0 | 13 | 6310.0 | 16 | 5760.0 | 15 | 4600.0 | 15 | 3310.0 | 10 |
| 1957 | 40600.0 | 7 | 37600.0 | 7 | 33800.0 | 6 | 23300.0 | 6 | 18500.0 | 5 | 12000.0 | 6 | 9980.0 | 6 | 9030.0 | 5 | 7050.0 | 7 | 3900.0 | 8 |
| 1958 | 60300.0 | 4 | 59500.0 | 3 | 53200.0 | 1 | 34300.0 | 3 | 19600.0 | 4 | 12600.0 | 5 | 9860.0 | 7 | 7860.0 | 9 | 6130.0 | 9 | 4740.0 | 5 |
| 1959 | 68900.0 | 2 | 59500.0 | 4 | 43800.0 | 3 | 25400.0 | 4 | 21700.0 | 3 | 14200.0 | 3 | 11600.0 | 2 | 11500.0 | 2 | 8480.0 | 3 | 4850.0 | 4 |
| 1960 | 24500.0 | 19 | 22400.0 | 19 | 15800.0 | 17 | 9970.0 | 19 | 7610.0 | 18 | 5900.0 | 19 | 5270.0 | 19 | 4930.0 | 19 | 4220.0 | 19 | 2850.0 | 16 |
| 1961 | 33300.0 | 10 | 32800.0 | 8 | 28600.0 | 7 | 21700.0 | 8 | 15100.0 | 10 | 11600.0 | 7 | 9390.0 | 9 | 7560.0 | 10 | 5810.0 | 10 | 3220.0 | 12 |

STATISTICS ON NORMAL MONTHLY MEANS(ALL DAYS)

| OCT | NOV | DEC | JAN | FEB | MARCH | APRIL | MAY | JUNE | JULY | AUG | SEPT |
|---|---|---|---|---|---|---|---|---|---|---|---|
| BY ROWS(MEAN,VARIANCE,STANDARD DEVIATION, SKEWNESS, COEFF. OF VARIATION,PERCENTAGE OF AVERAGE FLOW) | | | | | | | | | | | |
| 0.1192E+04 | 0.1689E+04 | 0.2691E+04 | 0.5641E+04 | 0.5727E+04 | 0.6264E+04 | 0.6960E+04 | 0.4873E+04 | 0.3832E+04 | 0.2017E+04 | 0.1385E+04 | 0.8732E+03 |
| 0.1486E+07 | 0.2323E+07 | 0.7135E+07 | 0.4685E+08 | 0.2133E+08 | 0.9326E+07 | 0.2229E+08 | 0.1845E+08 | 0.1491E+08 | 0.2778E+07 | 0.1590E+07 | 0.7071E+06 |
| 0.1219E+04 | 0.1524E+04 | 0.2671E+04 | 0.6845E+04 | 0.4618E+04 | 0.3054E+04 | 0.4722E+04 | 0.4296E+04 | 0.3861E+04 | 0.1667E+04 | 0.1261E+04 | 0.8409E+03 |
| 0.1759E+01 | 0.1752E+01 | 0.1689E+01 | 0.2218E+01 | 0.1178E+01 | -0.6485E-01 | 0.8128E+00 | 0.3064E+01 | 0.3460E+01 | 0.2098E+01 | 0.1629E+01 | 0.2867E+01 |
| 0.1023E+01 | 0.9024E+00 | 0.9928E+00 | 0.1213E+01 | 0.8065E+00 | 0.4876E+00 | 0.6784E+00 | 0.8814E+00 | 0.1008E+01 | 0.8263E+00 | 0.9103E+00 | 0.9630E+00 |
| 0.2762E+01 | 0.3915E+01 | 0.6237E+01 | 0.1308E+02 | 0.1327E+02 | 0.1452E+02 | 0.1613E+02 | 0.1130E+02 | 0.8881E+01 | 0.4675E+01 | 0.3210E+01 | 0.2024E+01 |

STATISTICS ON NORMAL ANNUAL MEANS(ALL DAYS)

| MEAN | VARIANCE | STANDARD DEVIATION | SKEWNESS | COEFF. OF VARIATION | SERIAL CORR |
|---|---|---|---|---|---|
| 0.3582E+04 | 0.2018E+07 | 0.1421E+04 | 0.4672E+00 | 0.3966E+00 | 0.4181E+00 |

STATISTICS ON LOG MONTHLY MEANS(ALL DAYS)

| OCT | NOV | DEC | JAN | FEB | MARCH | APRIL | MAY | JUNE | JULY | AUG | SEPT |
|---|---|---|---|---|---|---|---|---|---|---|---|
| BY ROWS(MEAN,VARIANCE,STANDARD DEVIATION, SKEWNESS, COEFF. OF VARIATION,PERCENTAGE OF AVERAGE FLOW) | | | | | | | | | | | |
| 0.2910E+01 | 0.3084E+01 | 0.3237E+01 | 0.3459E+01 | 0.3617E+01 | 0.3724E+01 | 0.3737E+01 | 0.3569E+01 | 0.3479E+01 | 0.3193E+01 | 0.3005E+01 | 0.2818E+01 |
| 0.1322E+00 | 0.1263E+00 | 0.1847E+00 | 0.3073E+00 | 0.1397E+00 | 0.8673E-01 | 0.1049E+00 | 0.1129E+00 | 0.7278E-01 | 0.9941E-01 | 0.1157E+00 | 0.9937E-01 |
| 0.3635E+00 | 0.3554E+00 | 0.4297E+00 | 0.5543E+00 | 0.3738E+00 | 0.2945E+00 | 0.3239E+00 | 0.3360E+00 | 0.2698E+00 | 0.3153E+00 | 0.3401E+00 | 0.3152E+00 |
| 0.8764E+00 | 0.3828E+00 | 0.9405E-01 | -0.1311E+00 | -0.1543E+00 | -0.1442E+01 | -0.1889E+00 | -0.3297E+00 | 0.1378E+01 | 0.1709E+00 | 0.4519E+00 | 0.6376E+00 |
| 0.1249E+00 | 0.1152E+00 | 0.1328E+00 | 0.1603E+00 | 0.1033E+00 | 0.7908E-01 | 0.8669E-01 | 0.9413E-01 | 0.7755E-01 | 0.9875E-01 | 0.1132E+00 | 0.1119E+00 |
| 0.7307E+01 | 0.7743E+01 | 0.8126E+01 | 0.8683E+01 | 0.9081E+01 | 0.9350E+01 | 0.9382E+01 | 0.8961E+01 | 0.8734E+01 | 0.8016E+01 | 0.7545E+01 | 0.7074E+01 |

STATISTICS ON LOG ANNUAL MEANS(ALL DAYS)

| MEAN | VARIANCE | STANDARD DEVIATION | SKEWNESS | COEFF. OF VARIATION | SERIAL CORR |
|---|---|---|---|---|---|
| 0.3514E+01 | 0.4377E-01 | 0.2092E+00 | -0.1372E+01 | 0.5954E-01 | 0.3731E+00 |

ANNUAL PEAKS

| | | | |
|---|---|---|---|
| 1913 | 145000 | 1956 | 29600 |
| 1940 | 31000 | 1957 | 41200 |
| 1941 | 13000 | 1958 | 61500 |
| 1942 | 26200 | 1959 | 71500 |
| 1943 | 85300 | 1960 | 25400 |
| 1944 | 50800 | 1961 | 34100 |
| 1945 | 32400 | 1962 | 39000 |
| 1946 | 28200 | 1963 | 50000 |
| 1947 | 31700 | 1964 | 40700 |
| 1948 | 31700 | 1965 | 23400 |
| 1949 | 44400 | 1966 | 11300 |
| 1950 | 68600 | 1967 | 44700 |
| 1951 | 35500 | 1968 | 42000 |
| 1952 | 35200 | 1969 | 41000 |
| 1953 | 28100 | 1970 | 20400 |
| 1954 | 12100 | 1971 | 17600 |
| 1955 | 29600 | | |

**ANALYSIS AFTER REGULATION**

DURATION TABLE OF DAILY DISCHARGE FOR YEAR ENDING SEPTEMBER 30

| CLASS | 0 | 1 | 2 | 3 | 4 | 5 | 6 | 7 | 8 | 9 | 10 | 11 | 12 | 13 | 14 | 15 | 16 | 17 | 18 | 19 | 20 | 21 | 22 | 23 | 24 | 25 | 26 | 27 | 28 | 29 | 30 | 31 | 32 | 33 | 34 |
|---|---|---|---|---|---|---|---|---|---|---|---|---|---|---|---|---|---|---|---|---|---|---|---|---|---|---|---|---|---|---|---|---|---|---|---|
| YEAR | NUMBER OF DAYS IN CLASS | | | | | | | | | | | | | | | | | | | | | | | | | | | | | | | | | | CFS_DAYS |
| 1970 | | | | | | | | 14 | 11 | 18 | 18 | 20 | 30 | 33 | 45 | 29 | 22 | 19 | 17 | 17 | 10 | 11 | 18 | 22 | 5 | 4 | 2 | | | | | | | | 1306421.0 |
| 1971 | | | | | | | | 8 | 22 | 22 | 36 | 20 | 19 | 37 | 31 | 50 | 27 | 18 | 14 | 13 | 10 | 7 | 5 | 6 | 2 | 8 | 9 | 1 | | | | | | | 972730.0 |

| CLASS | CFS | TOTAL | ACCUM | PERCT | CLASS | CFS | TOTAL | ACCUM | PERCT | CLASS | CFS | TOTAL | ACCUM | PERCT | CLASS | CFS | TOTAL | ACCUM | PERCT |
|---|---|---|---|---|---|---|---|---|---|---|---|---|---|---|---|---|---|---|---|
| 0 | 0.00 | 0 | 730 | 100.0 | 9 | 710.00 | 54 | 653 | 89.5 | 18 | 3800.0 | 30 | 167 | 22.9 | 27 | 21000 | | | |
| 1 | 158.00 | 0 | 730 | 100.0 | 10 | 850.00 | 38 | 599 | 82.1 | 19 | 4600.0 | 27 | 137 | 18.8 | 28 | 25000 | | | |
| 2 | 190.00 | 0 | 730 | 100.0 | 11 | 1000.00 | 39 | 561 | 76.8 | 20 | 5600.0 | 17 | 110 | 15.1 | 29 | 30000 | | | |
| 3 | 230.00 | 0 | 730 | 100.0 | 12 | 1200.00 | 67 | 522 | 71.5 | 21 | 6700.0 | 16 | 93 | 12.7 | 30 | 36000 | | | |
| 4 | 280.00 | 0 | 730 | 100.0 | 13 | 1500.00 | 64 | 455 | 62.3 | 22 | 8100.0 | 24 | 77 | 10.5 | 31 | 44000 | | | |
| 5 | 330.00 | 0 | 730 | 100.0 | 14 | 1800.00 | 95 | 391 | 53.6 | 23 | 9800.0 | 24 | 53 | 7.3 | 32 | 53000 | | | |
| 6 | 400.00 | 8 | 730 | 100.0 | 15 | 2200.00 | 56 | 296 | 40.5 | 24 | 12000.0 | 13 | 29 | 4.0 | 33 | 64000 | | | |
| 7 | 490.00 | 36 | 722 | 98.9 | 16 | 2600.00 | 40 | 240 | 32.9 | 25 | 14000.0 | 13 | 16 | 2.2 | 34 | 77000 | | | |
| 8 | 590.00 | 33 | 686 | 94.0 | 17 | 3200.00 | 33 | 200 | 27.4 | 26 | 17000.0 | 3 | 3 | 0.4 | | | | | |

LOWEST MEAN DISCHARGE, IN CFS, AND RANKING, FOR THE FOLLOWING NUMBER OF CONSECUTIVE DAYS IN YEAR ENDING MARCH 31

| YEAR | 1 | | 3 | | 7 | | 14 | | 30 | | 60 | | 90 | | 120 | | 183 | | ANNUAL | |
|---|---|---|---|---|---|---|---|---|---|---|---|---|---|---|---|---|---|---|---|---|
| 1970 | 545.00 | 2 | 549.00 | 2 | 573.00 | 2 | 605.00 | 2 | 724.00 | 2 | 1300.00 | 2 | 1880.00 | 2 | 2360.00 | 2 | 2740.00 | 2 | 3580.00 | 2 |
| 1971 | 531.00 | 1 | 533.00 | 1 | 548.00 | 1 | 563.00 | 1 | 649.00 | 1 | 1060.00 | 1 | 1330.00 | 1 | 1430.00 | 1 | 1690.00 | 1 | 3540.00 | 1 |

HIGHEST MEAN DISCHARGE, IN CFS, AND RANKING, FOR THE FOLLOWING NUMBER OF CONSECUTIVE DAYS IN YEAR ENDING SEPTEMBER 30

| YEAR | 1 | | 3 | | 7 | | 15 | | 30 | | 60 | | 90 | | 120 | | 183 | | ANNUAL | |
|---|---|---|---|---|---|---|---|---|---|---|---|---|---|---|---|---|---|---|---|---|
| 1970 | 18700.0 | 1 | 16900.0 | 1 | 14000.0 | 2 | 11800.0 | 2 | 9600.0 | 2 | 7490.0 | 2 | 6230.0 | 1 | 6030.0 | 1 | 5080.0 | 1 | 3580.0 | 1 |
| 1971 | 17000.0 | 2 | 15500.0 | 2 | 14800.0 | 1 | 13800.0 | 1 | 10600.0 | 1 | 7600.0 | 1 | 5420.0 | 2 | 4680.0 | 2 | 3790.0 | 2 | 2670.0 | 2 |

STATISTICS ON NORMAL MONTHLY MEANS(ALL DAYS)

| OCT | NOV | DEC | JAN | FEB | MARCH | APRIL | MAY | JUNE | JULY | AUG | SEPT |
|---|---|---|---|---|---|---|---|---|---|---|---|
| BY ROWS(MEAN,VARIANCE,STANDARD DEVIATION, SKEWNESS, COEFF. OF VARIATION,PERCENTAGE OF AVERAGE FLOW) | | | | | | | | | | | |
| 0.2783E+04 | 0.4187E+04 | 0.2382E+04 | 0.1470E+04 | 0.6757E+04 | 0.5689E+04 | 0.4200E+04 | 0.4260E+04 | 0.2181E+04 | 0.1282E+04 | 0.1058E+04 | 0.1555E+04 |
| 0.1291E+07 | 0.5215E+07 | 0.9936E+05 | 0.1876E+06 | 0.6284E+07 | 0.2273E+07 | 0.1870E+08 | 0.1031E+08 | 0.2177E+06 | 0.1746E+05 | 0.5171E+06 | 0.2745E+06 |
| 0.1136E+04 | 0.2284E+04 | 0.3152E+03 | 0.4332E+03 | 0.2507E+04 | 0.1508E+04 | 0.4325E+04 | 0.3210E+04 | 0.4666E+03 | 0.1321E+03 | 0.7191E+03 | 0.5239E+03 |
| ***** | ***** | ***** | ***** | ***** | ***** | ***** | ***** | ***** | ***** | ***** | ***** |
| 0.4083E+00 | 0.5454E+00 | 0.1323E+00 | 0.2946E+00 | 0.3710E+00 | 0.2650E+00 | 0.1030E+01 | 0.7536E+00 | 0.2139E+00 | 0.1030E+00 | 0.6794E+00 | 0.3369E+00 |
| 0.7361E+01 | 0.1108E+02 | 0.6301E+01 | 0.3890E+01 | 0.1787E+02 | 0.1505E+02 | 0.1111E+02 | 0.1127E+02 | 0.5769E+01 | 0.3392E+01 | 0.2800E+01 | 0.4113E+01 |

STATISTICS ON NORMAL ANNUAL MEANS(ALL DAYS)

| MEAN | VARIANCE | STANDARD DEVIATION | SKEWNESS | COEFF. OF VARIATION | SERIAL CORR |
|---|---|---|---|---|---|
| 0.3122E+04 | 0.4179E+06 | 0.6464E+03 | 0.1000E+41 | 0.2070E+00 | 0.1000E+51 |

STATISTICS ON LOG MONTHLY MEANS(ALL DAYS)

| OCT | NOV | DEC | JAN | FEB | MARCH | APRIL | MAY | JUNE | JULY | AUG | SEPT |
|---|---|---|---|---|---|---|---|---|---|---|---|
| BY ROWS(MEAN,VARIANCE,STANDARD DEVIATION, SKEWNESS, COEFF. OF VARIATION,PERCENTAGE OF AVERAGE FLOW) | | | | | | | | | | | |
| 0.3426E+01 | 0.3587E+01 | 0.3375E+01 | 0.3158E+01 | 0.3814E+01 | 0.3747E+01 | 0.3459E+01 | 0.3557E+01 | 0.3334E+01 | 0.3107E+01 | 0.2968E+01 | 0.3179E+01 |
| 0.3332E-01 | 0.6239E-01 | 0.3322E-02 | 0.1686E-01 | 0.2721E-01 | 0.1357E-01 | 0.3227E+00 | 0.1332E+00 | 0.8764E-02 | 0.2009E-02 | 0.1034E+00 | 0.2226E-01 |
| 0.1825E+00 | 0.2498E+00 | 0.5763E-01 | 0.1298E+00 | 0.1650E+00 | 0.1165E+00 | 0.5681E+00 | 0.3649E+00 | 0.9361E-01 | 0.4483E-01 | 0.3215E+00 | 0.1492E+00 |
| ***** | ***** | ***** | ***** | ***** | ***** | ***** | ***** | ***** | ***** | ***** | ***** |
| 0.5328E-01 | 0.6964E-01 | 0.1708E-01 | 0.4111E-01 | 0.4325E-01 | 0.3109E-01 | 0.1642E+00 | 0.1026E+00 | 0.2808E-01 | 0.1443E-01 | 0.1083E+00 | 0.4693E-01 |
| 0.8415E+01 | 0.8811E+01 | 0.8290E+01 | 0.7757E+01 | 0.9369E+01 | 0.9205E+01 | 0.8497E+01 | 0.8737E+01 | 0.8189E+01 | 0.7632E+01 | 0.7290E+01 | 0.7809E+01 |

STATISTICS ON LOG ANNUAL MEANS(ALL DAYS)

| MEAN | VARIANCE | STANDARD DEVIATION | SKEWNESS | COEFF. OF VARIATION | SERIAL CORR |
|---|---|---|---|---|---|
| 0.3490E+01 | 0.8203E-02 | 0.9057E-01 | 0.1000E+41 | 0.2595E-01 | 0.1000E+51 |

## 03329700 Deer Creek near Delphi, Ind.

LOCATION.--Lat 40°35'25", long 86°37'15", in NE¼NE¼ sec.27, T.25 N., R.2 W., Carroll County, on downstream side of left wingwall of highway bridge, 2.6 miles (4.2 km) northeast of Delphi Post Office, and 4.5 miles (7.2 km) upstream from mouth.

DRAINAGE AREA.--274 mi² (710 km²).

### DURATION TABLE OF DAILY DISCHARGE FOR YEAR ENDING SEPTEMBER 30

| CLASS | 0 | 1 | 2 | 3 | 4 | 5 | 6 | 7 | 8 | 9 | 10 | 11 | 12 | 13 | 14 | 15 | 16 | 17 | 18 | 19 | 20 | 21 | 22 | 23 | 24 | 25 | 26 | 27 | 28 | 29 | 30 | 31 | 32 | 33 | 34 | |
|---|---|---|---|---|---|---|---|---|---|---|---|---|---|---|---|---|---|---|---|---|---|---|---|---|---|---|---|---|---|---|---|---|---|---|---|---|
| YEAR | NUMBER OF DAYS IN CLASS | | | | | | | | | | | | | | | | | | | | | | | | | | | | | | | | | | | CFS_DAYS |
| 1945 | | | | | | 27 | 33 | 44 | 38 | 20 | 9 | 11 | 14 | 21 | 28 | 21 | 21 | 17 | 11 | 12 | 4 | 6 | 7 | 8 | 4 | 3 | 2 | 2 | 2 | | | | | | | 68639.0 |
| 1946 | | | 2 | 16 | 21 | 13 | 18 | 6 | 5 | 10 | 9 | 37 | 39 | 41 | 30 | 21 | 22 | 12 | 11 | 14 | 8 | 9 | 8 | 4 | 2 | 3 | 2 | 1 | 1 | | | | | | | 81953.0 |
| 1947 | | | | | 15 | 1 | 9 | 14 | 25 | 44 | 32 | 38 | 18 | 23 | 25 | 17 | 14 | 16 | 21 | 11 | 15 | 2 | 7 | 5 | 3 | 5 | 2 | 2 | 1 | | | | | | | 70672.0 |
| 1948 | | | | | | | 8 | 37 | 38 | 39 | 34 | 18 | 21 | 22 | 21 | 20 | 16 | 13 | 12 | 12 | 13 | 10 | 7 | 10 | 7 | 5 | 2 | 1 | | | | | | | | 75524.0 |
| 1949 | | | | | | | 20 | 16 | 19 | 22 | 17 | 23 | 21 | 24 | 23 | 22 | 25 | 25 | 25 | 16 | 10 | 8 | 9 | 18 | 5 | 6 | 2 | 2 | 2 | 4 | | 1 | | | | 114187.0 |
| 1950 | | | | | | | 2 | 6 | 12 | 10 | 10 | 39 | 29 | 22 | 25 | 19 | 8 | 18 | 21 | 17 | 25 | 20 | 14 | 16 | 10 | 12 | 9 | 7 | 7 | 4 | 1 | | 1 | 1 | | 186012.0 |
| 1951 | | | | | | 2 | 13 | 23 | 11 | 7 | 24 | 27 | 42 | 31 | 23 | 18 | 24 | 25 | 21 | 19 | 11 | 10 | 10 | 5 | 7 | 2 | 7 | 2 | 1 | | | | | | | 90349.0 |
| 1952 | | | | | | 3 | 10 | 16 | 23 | 22 | 36 | 20 | 25 | 10 | 8 | 8 | 16 | 22 | 34 | 28 | 18 | 14 | 14 | 15 | 6 | 6 | 4 | 5 | 2 | | 1 | | | | | 119597.0 |
| 1953 | | | | | 6 | 19 | 16 | 6 | 12 | 52 | 27 | 10 | 11 | 35 | 26 | 27 | 27 | 24 | 15 | 16 | 9 | 7 | 7 | 3 | 5 | 2 | 1 | 1 | 1 | | | | | | | 68091.0 |
| 1954 | | 11 | 7 | 5 | 30 | 29 | 50 | 57 | 37 | 33 | 25 | 27 | 11 | 6 | 7 | 6 | 3 | 5 | 3 | 4 | 3 | 2 | | 1 | 1 | 2 | | | | | | | | | | 23233.5 |
| 1955 | | | | 9 | 8 | 9 | 8 | 26 | 43 | 24 | 18 | 19 | 24 | 17 | 33 | 22 | 19 | 19 | 24 | 11 | 13 | 5 | 4 | 2 | 4 | 3 | | 1 | | | | | | | | 59154.0 |
| 1956 | | | 17 | 7 | 4 | 14 | 13 | 15 | 10 | 15 | 26 | 40 | 41 | 24 | 10 | 17 | 16 | 20 | 20 | 14 | 12 | 9 | 6 | 6 | 1 | 5 | 1 | 1 | 2 | | | | | | | 87849.0 |
| 1957 | | | 4 | 11 | 11 | 19 | 15 | 25 | 30 | 23 | 28 | 28 | 15 | 20 | 19 | 15 | 13 | 13 | 13 | 15 | 8 | 10 | 6 | 4 | 5 | 10 | 4 | 1 | | | | | | | | 90691.0 |
| 1958 | | | | | | | | 4 | 11 | 21 | 39 | 46 | 44 | 34 | 20 | 35 | 21 | 13 | 12 | 10 | 11 | 7 | 10 | 6 | 5 | 4 | 1 | 3 | 1 | 2 | 2 | 1 | 1 | 1 | | 140450.0 |
| 1959 | | | | | | 14 | 21 | 23 | 34 | 48 | 28 | 28 | 15 | 15 | 17 | 13 | 16 | 24 | 13 | 8 | 12 | 9 | 8 | 3 | 3 | 4 | 3 | | 1 | 1 | | 1 | 2 | 1 | | 113324.0 |
| 1960 | | | | | | | | 3 | 17 | 30 | 28 | 36 | 50 | 36 | 29 | 28 | 24 | 16 | 22 | 13 | 7 | 8 | 4 | 5 | 2 | 6 | 2 | | | | | | | | | 85862.0 |
| 1961 | | | | | | | 10 | 14 | 104 | 48 | 24 | 13 | 19 | 22 | 12 | 13 | 11 | 12 | 8 | 10 | 11 | 8 | 2 | 11 | 2 | 7 | 1 | 3 | | | | | | | | 82637.0 |
| 1962 | | | | | | | 9 | 17 | 20 | 15 | 17 | 23 | 51 | 41 | 25 | 36 | 22 | 17 | 20 | 8 | 12 | 7 | 5 | 5 | 3 | 6 | 3 | 2 | 1 | | | | | | | 97442.0 |
| 1963 | | | | | 21 | 8 | 8 | 38 | 46 | 54 | 47 | 17 | 19 | 14 | 18 | 10 | 9 | 12 | 13 | 10 | 6 | 4 | 4 | 1 | 1 | 2 | | | 1 | 1 | | 1 | | | | 49967.0 |
| 1964 | | | 12 | 2 | 7 | 45 | 22 | 50 | 39 | 29 | 27 | 20 | 10 | 10 | 17 | 10 | 11 | 7 | 13 | 7 | 5 | 7 | 5 | 4 | 1 | 4 | | 1 | | 1 | | | | | | 48407.7 |
| 1965 | | | | 4 | 14 | 6 | 18 | 52 | 34 | 32 | 25 | 19 | 27 | 14 | 18 | 14 | 17 | 9 | 12 | 14 | 7 | 5 | 8 | 5 | 4 | 4 | 3 | | | | | | | | | 58893.0 |
| 1966 | | | 21 | 9 | 18 | 18 | 11 | 32 | 47 | 25 | 39 | 32 | 21 | 30 | 25 | 15 | 11 | 7 | 4 | | | | | | | | | | | | | | | | | 22900.6 |
| 1967 | | | | | 5 | 32 | 25 | 34 | 30 | 13 | 24 | 13 | 22 | 21 | 19 | 13 | 12 | 17 | 8 | 10 | 15 | 10 | 12 | 11 | 6 | 5 | 4 | 2 | 1 | 1 | | | | | | 85889.0 |
| 1968 | | | | | | 9 | 5 | 10 | 32 | 40 | 19 | 15 | 14 | 41 | 32 | 19 | 16 | 14 | 21 | 16 | 15 | 8 | 14 | 7 | 5 | 2 | 2 | 1 | 2 | 2 | 3 | | | | | 110393.0 |
| 1969 | | | | | | | 13 | 24 | 15 | 13 | 6 | 20 | 61 | 35 | 22 | 26 | 34 | 26 | 18 | 16 | 7 | 7 | 6 | 3 | 3 | 2 | 1 | 4 | | 1 | | 2 | | | | 104778.0 |
| 1970 | | | | | | | 6 | 20 | 14 | 23 | 31 | 29 | 25 | 33 | 30 | 32 | 23 | 25 | 17 | 12 | 7 | 8 | 9 | 4 | 5 | 4 | 2 | 4 | 2 | | | | | | | 104642.0 |
| 1971 | | | | | | 7 | 12 | 20 | 27 | 36 | 37 | 48 | 45 | 38 | 23 | 18 | 11 | 10 | 11 | 5 | 4 | 1 | 4 | 1 | 2 | 2 | 3 | | | | | | | | | 57635.0 |
| 1972 | | | | | | | 3 | 19 | 53 | 25 | 15 | 26 | 59 | 28 | 17 | 19 | 25 | 22 | 14 | 8 | 9 | 6 | 3 | 3 | 4 | 1 | 2 | 4 | 1 | | | | | | | 83489.0 |
| 1973 | | | | | | | | | 20 | 12 | 13 | 10 | 9 | 33 | 23 | 31 | 27 | 47 | 35 | 27 | 25 | 13 | 9 | 6 | 8 | 11 | 2 | 3 | | 1 | | | | | | 145053.0 |

| CLASS | CFS | TOTAL | ACCUM | PERCT | CLASS | CFS | TOTAL | ACCUM | PERCT | CLASS | CFS | TOTAL | ACCUM | PERCT | CLASS | CFS | TOTAL | ACCUM | PERCT |
|---|---|---|---|---|---|---|---|---|---|---|---|---|---|---|---|---|---|---|---|
| 0 | 0.00 | 0 | 10592 | 100.0 | 9 | 36.00 | 826 | 8505 | 80.3 | 18 | 260.0 | 515 | 2417 | 22.8 | 27 | 1900 | 55 | 149 | 1.4 |
| 1 | 6.20 | 11 | 10592 | 100.0 | 10 | 45.00 | 732 | 7679 | 72.5 | 19 | 330.0 | 417 | 1902 | 18.0 | 28 | 2400 | 45 | 94 | .8 |
| 2 | 7.70 | 40 | 10581 | 99.9 | 11 | 56.00 | 649 | 6947 | 65.6 | 20 | 410.0 | 329 | 1485 | 14.0 | 29 | 3000 | 22 | 49 | .4 |
| 3 | 9.60 | 52 | 10541 | 99.5 | 12 | 70.00 | 713 | 6298 | 59.5 | 21 | 510.0 | 251 | 1156 | 10.9 | 30 | 3700 | 9 | 27 | .2 |
| 4 | 12.00 | 158 | 10489 | 99.0 | 13 | 87.00 | 814 | 5585 | 52.7 | 22 | 630.0 | 224 | 905 | 8.5 | 31 | 4600 | 7 | 18 | .1 |
| 5 | 15.00 | 244 | 10331 | 97.5 | 14 | 110.00 | 748 | 4771 | 45.0 | 23 | 790.0 | 191 | 681 | 6.4 | 32 | 5700 | 5 | 11 | .1 |
| 6 | 19.00 | 325 | 10087 | 95.2 | 15 | 140.00 | 538 | 4023 | 38.0 | 24 | 980.0 | 130 | 490 | 4.6 | 33 | 7100 | 4 | 6 | .0 |
| 7 | 23.00 | 581 | 9762 | 92.2 | 16 | 170.00 | 553 | 3485 | 32.9 | 25 | 1200.0 | 108 | 360 | 3.4 | 34 | 8900 | 2 | 2 | .0 |
| 8 | 29.00 | 676 | 9181 | 86.7 | 17 | 210.00 | 515 | 2932 | 27.7 | 26 | 1500.0 | 103 | 252 | 2.4 | | | | | |

### LOWEST MEAN DISCHARGE, IN CFS, AND RANKING, FOR THE FOLLOWING NUMBER OF CONSECUTIVE DAYS IN YEAR ENDING MARCH 31

| YEAR | 1 | | 3 | | 7 | | 14 | | 30 | | 60 | | 90 | | 120 | | 183 | | ANNUAL | |
|---|---|---|---|---|---|---|---|---|---|---|---|---|---|---|---|---|---|---|---|---|
| 1945 | 12.00 | 8 | 12.00 | 7 | 12.30 | 7 | 13.00 | 7 | 15.10 | 8 | 16.70 | 6 | 18.10 | 6 | 19.00 | 3 | 21.40 | 1 | 151.00 | 8 |
| 1946 | 24.00 | 18 | 25.70 | 22 | 30.00 | 25 | 33.40 | 25 | 82.60 | 29 | 93.20 | 29 | 102.00 | 26 | 177.00 | 28 | 170.00 | 25 | 321.00 | 23 |
| 1947 | 11.00 | 6 | 11.30 | 6 | 12.00 | 6 | 12.00 | 6 | 14.40 | 6 | 20.00 | 9 | 23.00 | 9 | 26.70 | 8 | 36.50 | 9 | 110.00 | 4 |
| 1948 | 19.00 | 13 | 19.70 | 15 | 21.60 | 16 | 24.10 | 15 | 26.60 | 15 | 32.80 | 15 | 41.70 | 15 | 41.00 | 14 | 48.30 | 12 | 240.00 | 16 |
| 1949 | 19.00 | 14 | 19.00 | 12 | 20.30 | 13 | 25.20 | 17 | 30.70 | 18 | 55.70 | 25 | 61.00 | 18 | 64.40 | 18 | 98.10 | 20 | 346.00 | 26 |
| 1950 | 19.00 | 15 | 19.70 | 13 | 20.30 | 14 | 21.20 | 13 | 23.70 | 12 | 31.20 | 14 | 90.40 | 25 | 101.00 | 22 | 131.00 | 22 | 423.00 | 28 |
| 1951 | 24.00 | 19 | 24.30 | 20 | 26.10 | 21 | 29.40 | 21 | 34.40 | 20 | 59.90 | 26 | 147.00 | 29 | 150.00 | 27 | 189.00 | 27 | 324.00 | 24 |
| 1952 | 17.00 | 11 | 17.70 | 11 | 19.00 | 11 | 20.50 | 11 | 21.70 | 11 | 23.00 | 10 | 26.60 | 10 | 34.60 | 11 | 56.80 | 14 | 239.00 | 15 |
| 1953 | 28.00 | 26 | 28.00 | 24 | 29.30 | 24 | 31.90 | 24 | 38.50 | 24 | 41.70 | 19 | 63.00 | 19 | 70.30 | 19 | 92.00 | 19 | 290.00 | 21 |
| 1954 | 12.00 | 7 | 13.00 | 8 | 13.60 | 9 | 14.10 | 9 | 14.50 | 7 | 16.00 | 5 | 17.70 | 5 | 19.50 | 4 | 24.50 | 2 | 81.40 | 1 |
| 1955 | 6.20 | 1 | 6.20 | 1 | 6.33 | 1 | 6.91 | 1 | 10.40 | 2 | 15.20 | 4 | 17.40 | 4 | 29.50 | 9 | 31.10 | 7 | 124.00 | 5 |
| 1956 | 10.00 | 4 | 10.00 | 4 | 10.90 | 5 | 11.30 | 5 | 15.70 | 9 | 27.60 | 11 | 143.00 | 28 | 146.00 | 26 | 164.00 | 23 | 276.00 | 18 |
| 1957 | 10.00 | 5 | 10.00 | 5 | 10.00 | 4 | 10.30 | 4 | 11.00 | 3 | 13.70 | 3 | 16.10 | 3 | 20.80 | 5 | 26.90 | 4 | 81.60 | 2 |
| 1958 | 35.00 | 28 | 35.00 | 28 | 35.40 | 28 | 36.90 | 26 | 47.10 | 28 | 64.60 | 27 | 85.50 | 24 | 107.00 | 25 | 212.00 | 29 | 333.00 | 25 |
| 1959 | 40.00 | 29 | 41.00 | 29 | 42.10 | 29 | 43.20 | 29 | 44.70 | 26 | 49.00 | 21 | 66.70 | 20 | 90.00 | 21 | 173.00 | 26 | 449.00 | 29 |
| 1960 | 19.00 | 12 | 19.70 | 14 | 19.90 | 12 | 20.50 | 12 | 25.70 | 13 | 30.10 | 12 | 33.40 | 12 | 39.70 | 13 | 58.80 | 15 | 237.00 | 13 |
| 1961 | 25.00 | 23 | 25.00 | 21 | 25.90 | 20 | 27.60 | 20 | 34.60 | 21 | 40.00 | 18 | 40.50 | 14 | 41.70 | 15 | 55.30 | 13 | 210.00 | 12 |
| 1962 | 32.00 | 27 | 32.00 | 27 | 33.60 | 27 | 39.20 | 27 | 41.70 | 25 | 50.30 | 22 | 72.10 | 22 | 105.00 | 24 | 115.00 | 21 | 318.00 | 22 |
| 1963 | 24.00 | 20 | 24.00 | 18 | 24.30 | 18 | 24.80 | 16 | 31.00 | 19 | 34.70 | 17 | 36.80 | 13 | 39.60 | 12 | 44.70 | 11 | 170.00 | 10 |
| 1964 | 13.00 | 9 | 13.00 | 9 | 13.10 | 8 | 13.30 | 8 | 14.00 | 5 | 16.90 | 7 | 20.50 | 7 | 21.30 | 6 | 28.10 | 5 | 97.50 | 3 |
| 1965 | 7.70 | 2 | 7.70 | 2 | 7.70 | 2 | 8.48 | 2 | 12.20 | 4 | 13.00 | 2 | 15.40 | 2 | 18.30 | 2 | 25.80 | 3 | 163.00 | 9 |
| 1966 | 20.00 | 16 | 20.00 | 16 | 20.60 | 15 | 23.00 | 14 | 26.50 | 14 | 31.10 | 13 | 32.20 | 11 | 32.10 | 10 | 44.10 | 10 | 127.00 | 6 |
| 1967 | 8.00 | 3 | 8.00 | 3 | 8.57 | 3 | 9.04 | 3 | 9.42 | 1 | 11.90 | 1 | 13.70 | 1 | 17.60 | 1 | 29.00 | 6 | 186.00 | 11 |
| 1968 | 14.00 | 10 | 14.00 | 10 | 14.40 | 10 | 14.80 | 10 | 18.10 | 10 | 19.10 | 8 | 21.40 | 8 | 24.70 | 7 | 35.60 | 8 | 279.00 | 20 |
| 1969 | 24.00 | 21 | 24.30 | 19 | 25.00 | 19 | 26.80 | 19 | 29.40 | 17 | 32.90 | 16 | 44.90 | 16 | 50.50 | 16 | 90.30 | 18 | 263.00 | 17 |
| 1970 | 28.00 | 24 | 29.70 | 26 | 32.30 | 26 | 39.70 | 28 | 46.60 | 27 | 92.80 | 28 | 134.00 | 27 | 182.00 | 29 | 201.00 | 28 | 277.00 | 19 |
| 1971 | 25.00 | 22 | 26.00 | 23 | 28.30 | 22 | 29.50 | 22 | 36.70 | 23 | 51.80 | 23 | 68.00 | 21 | 74.80 | 20 | 89.40 | 17 | 238.00 | 14 |
| 1972 | 20.00 | 17 | 20.70 | 17 | 22.40 | 17 | 25.70 | 18 | 29.30 | 16 | 47.00 | 20 | 57.90 | 17 | 56.90 | 17 | 66.60 | 16 | 147.00 | 7 |
| 1973 | 28.00 | 25 | 28.30 | 25 | 29.10 | 23 | 31.40 | 23 | 36.10 | 22 | 54.10 | 24 | 73.60 | 23 | 102.00 | 23 | 164.00 | 24 | 401.00 | 27 |

DEER CREEK NEAR DELPHI, IND. (Continued)

HIGHEST MEAN DISCHARGE, IN CFS, AND RANKING, FOR THE FOLLOWING NUMBER OF CONSECUTIVE DAYS IN YEAR ENDING SEPTEMBER 30

| YEAR | 1 | 3 | 7 | 15 | 30 | 60 | 90 | 120 | 183 | ANNUAL |
|---|---|---|---|---|---|---|---|---|---|---|
| 1945 | 2770.0 19 | 2430.0 15 | 1650.0 14 | 955.0 20 | 610.0 23 | 518.0 20 | 478.0 17 | 419.0 17 | 316.0 20 | 188.0 21 |
| 1946 | 3500.0 11 | 2200.0 19 | 1270.0 23 | 821.0 25 | 573.0 25 | 511.0 22 | 470.0 18 | 395.0 18 | 342.0 18 | 225.0 18 |
| 1947 | 2660.0 21 | 2040.0 20 | 1340.0 20 | 855.0 23 | 706.0 21 | 644.0 13 | 521.0 14 | 421.0 16 | 338.0 19 | 194.0 20 |
| 1948 | 2270.0 23 | 1470.0 27 | 1230.0 25 | 976.0 19 | 834.0 13 | 605.0 14 | 521.0 15 | 446.0 15 | 353.0 17 | 206.0 19 |
| 1949 | 4900.0 7 | 3160.0 7 | 1870.0 9 | 1630.0 6 | 1420.0 3 | 1120.0 3 | 840.0 4 | 692.0 4 | 510.0 7 | 313.0 5 |
| 1950 | 7490.0 3 | 5290.0 4 | 3290.0 5 | 2700.0 2 | 1930.0 1 | 1500.0 1 | 1170.0 1 | 1090.0 1 | 824.0 1 | 510.0 1 |
| 1951 | 2630.0 22 | 2220.0 18 | 1710.0 13 | 1150.0 11 | 736.0 18 | 586.0 16 | 499.0 16 | 465.0 14 | 416.0 11 | 248.0 11 |
| 1952 | 4560.0 8 | 2960.0 8 | 1730.0 12 | 1280.0 8 | 855.0 12 | 746.0 7 | 686.0 6 | 647.0 5 | 583.0 2 | 327.0 4 |
| 1953 | 2840.0 18 | 1970.0 21 | 1150.0 26 | 1010.0 17 | 754.0 17 | 513.0 21 | 435.0 21 | 365.0 21 | 314.0 22 | 187.0 22 |
| 1954 | 1490.0 28 | 1290.0 28 | 838.0 28 | 527.0 28 | 328.0 28 | 207.0 28 | 174.0 28 | 142.0 28 | 108.0 28 | 63.7 28 |
| 1955 | 2160.0 26 | 1590.0 25 | 948.0 27 | 653.0 27 | 375.0 27 | 324.0 27 | 266.0 27 | 263.0 27 | 239.0 25 | 162.0 23 |
| 1956 | 3560.0 10 | 2620.0 11 | 1450.0 18 | 1120.0 13 | 815.0 15 | 559.0 18 | 411.0 22 | 375.0 20 | 386.0 15 | 240.0 13 |
| 1957 | 2690.0 20 | 1950.0 22 | 1530.0 15 | 1120.0 14 | 948.0 9 | 680.0 10 | 597.0 8 | 614.0 6 | 442.0 8 | 248.0 12 |
| 1958 | 12600.0 1 | 8910.0 1 | 5800.0 1 | 3250.0 1 | 1840.0 2 | 1260.0 2 | 1010.0 2 | 775.0 3 | 558.0 4 | 385.0 3 |
| 1959 | 8900.0 2 | 6320.0 2 | 3390.0 4 | 1850.0 5 | 1290.0 4 | 850.0 5 | 869.0 3 | 799.0 2 | 568.0 3 | 310.0 6 |
| 1960 | 2190.0 25 | 1820.0 23 | 1260.0 24 | 745.0 26 | 525.0 26 | 409.0 26 | 358.0 25 | 350.0 23 | 315.0 21 | 235.0 14 |
| 1961 | 2940.0 17 | 2570.0 12 | 2150.0 6 | 1510.0 7 | 1080.0 7 | 819.0 6 | 665.0 7 | 531.0 10 | 407.0 13 | 226.0 17 |
| 1962 | 3310.0 13 | 2450.0 14 | 1440.0 19 | 991.0 18 | 806.0 16 | 661.0 12 | 579.0 11 | 471.0 13 | 395.0 14 | 267.0 10 |
| 1963 | 5300.0 6 | 3670.0 6 | 2050.0 7 | 1140.0 12 | 729.0 19 | 496.0 24 | 382.0 23 | 315.0 24 | 234.0 26 | 137.0 26 |
| 1964 | 3010.0 15 | 2280.0 17 | 1490.0 17 | 951.0 21 | 729.0 20 | 503.0 23 | 378.0 24 | 311.0 25 | 241.0 24 | 132.0 27 |
| 1965 | 1850.0 27 | 1480.0 26 | 1280.0 22 | 861.0 22 | 673.0 22 | 541.0 19 | 449.0 19 | 385.0 19 | 290.0 23 | 161.0 24 |
| 1966 | 308.0 29 | 268.0 29 | 226.0 29 | 193.0 29 | 162.0 29 | 121.0 29 | 119.0 29 | 112.0 29 | 98.9 29 | 62.7 29 |
| 1967 | 3000.0 16 | 2650.0 10 | 1770.0 10 | 1040.0 16 | 816.0 14 | 597.0 15 | 547.0 13 | 496.0 11 | 436.0 9 | 235.0 15 |
| 1968 | 5400.0 5 | 4730.0 5 | 3520.0 2 | 2030.0 3 | 1200.0 5 | 907.0 4 | 718.0 5 | 595.0 7 | 524.0 6 | 302.0 7 |
| 1969 | 5970.0 4 | 5340.0 3 | 3390.0 3 | 1890.0 4 | 1170.0 6 | 733.0 8 | 594.0 9 | 543.0 9 | 433.0 10 | 287.0 8 |
| 1970 | 3180.0 14 | 2480.0 13 | 1750.0 11 | 1160.0 10 | 984.0 8 | 717.0 9 | 550.0 12 | 473.0 12 | 408.0 12 | 287.0 9 |
| 1971 | 2260.0 24 | 1670.0 24 | 1310.0 21 | 845.0 24 | 596.0 24 | 433.0 25 | 313.0 26 | 300.0 26 | 230.0 27 | 158.0 25 |
| 1972 | 3320.0 12 | 2930.0 9 | 1980.0 8 | 1230.0 9 | 937.0 10 | 562.0 17 | 438.0 20 | 355.0 22 | 356.0 16 | 228.0 16 |
| 1973 | 3870.0 9 | 2360.0 16 | 1510.0 16 | 1090.0 15 | 896.0 11 | 668.0 11 | 591.0 10 | 565.0 8 | 554.0 5 | 397.0 2 |

STATISTICS ON NORMAL MONTHLY MEANS(ALL DAYS)

| OCT | NOV | DEC | JAN | FEB | MARCH | APRIL | MAY | JUNE | JULY | AUG | SEPT |
|---|---|---|---|---|---|---|---|---|---|---|---|
| 0.9654E+02 | 0.1404E+03 | 0.2206E+03 | 0.3518E+03 | 0.3549E+03 | 0.3890E+03 | 0.4556E+03 | 0.2839E+03 | 0.2525E+03 | 0.1629E+03 | 0.9337E+02 | 0.7394E+02 |
| 0.1519E+05 | 0.3218E+05 | 0.4817E+05 | 0.1754E+06 | 0.7988E+05 | 0.4904E+05 | 0.9016E+05 | 0.2399E+05 | 0.1047E+06 | 0.3063E+05 | 0.1508E+05 | 0.1019E+05 |
| 0.1232E+03 | 0.1794E+03 | 0.2195E+03 | 0.4189E+03 | 0.2826E+03 | 0.2215E+03 | 0.3003E+03 | 0.1549E+03 | 0.3235E+03 | 0.1750E+03 | 0.1228E+03 | 0.1010E+03 |
| 0.1907E+01 | 0.2311E+01 | 0.1222E+01 | 0.2408E+01 | 0.8149E+00 | 0.3147E+00 | 0.5143E+00 | 0.8389E+00 | 0.4172E+01 | 0.1896E+01 | 0.2648E+01 | 0.3533E+01 |
| 0.1277E+01 | 0.1278E+01 | 0.9947E+00 | 0.1190E+01 | 0.7964E+00 | 0.5692E+00 | 0.6590E+00 | 0.5454E+00 | 0.1281E+01 | 0.1075E+01 | 0.1315E+01 | 0.1423E+01 |
| 0.3361E+01 | 0.4886E+01 | 0.7681E+01 | 0.1225E+02 | 0.1235E+02 | 0.1354E+02 | 0.1586E+02 | 0.9885E+01 | 0.8790E+01 | 0.5670E+01 | 0.3250E+01 | 0.2470E+01 |

STATISTICS ON NORMAL ANNUAL MEANS(ALL DAYS)

| MEAN | VARIANCE | STANDARD DEVIATION | SKEWNESS | COEFF. OF VARIATION | SERIAL CORR |
|---|---|---|---|---|---|
| 0.2386E+03 | 0.9230E+04 | 0.9607E+02 | 0.6093E+00 | 0.4026E+00 | 0.3445E+00 |

STATISTICS ON LOG MONTHLY MEANS(ALL DAYS)

| OCT | NOV | DEC | JAN | FEB | MARCH | APRIL | MAY | JUNE | JULY | AUG | SEPT |
|---|---|---|---|---|---|---|---|---|---|---|---|
| 0.1740E+01 | 0.1912E+01 | 0.2114E+01 | 0.2302E+01 | 0.2382E+01 | 0.2503E+01 | 0.2545E+01 | 0.2391E+01 | 0.2248E+01 | 0.2021E+01 | 0.1754E+01 | 0.1617E+01 |
| 0.1887E+00 | 0.1852E+00 | 0.2305E+00 | 0.2319E+00 | 0.1813E+00 | 0.9437E-01 | 0.1187E+00 | 0.5697E-01 | 0.1077E+00 | 0.1618E+00 | 0.1604E+00 | 0.1819E+00 |
| 0.4344E+00 | 0.4304E+00 | 0.4801E+00 | 0.4816E+00 | 0.4258E+00 | 0.3072E+00 | 0.3446E+00 | 0.2387E+00 | 0.3281E+00 | 0.4023E+00 | 0.4005E+00 | 0.4265E+00 |
| 0.8480E+00 | 0.7382E+00 | -0.2204E-01 | 0.1324E-01 | -0.4273E+00 | -0.8121E+00 | -0.4191E+00 | -0.2835E-01 | 0.1039E+01 | 0.4198E+00 | 0.8876E+00 | 0.6344E+00 |
| 0.2457E+00 | 0.2251E+00 | 0.2271E+00 | 0.2092E+00 | 0.1787E+00 | 0.1228E+00 | 0.1354E+00 | 0.9981E-01 | 0.1459E+00 | 0.1990E+00 | 0.2283E+00 | 0.2637E+00 |
| 0.6815E+01 | 0.7490E+01 | 0.8279E+01 | 0.9018E+01 | 0.9331E+01 | 0.9803E+01 | 0.9968E+01 | 0.9367E+01 | 0.8807E+01 | 0.7918E+01 | 0.6871E+01 | 0.6334E+01 |

STATISTICS ON LOG ANNUAL MEANS(ALL DAYS)

| MEAN | VARIANCE | STANDARD DEVIATION | SKEWNESS | COEFF. OF VARIATION | SERIAL CORR |
|---|---|---|---|---|---|
| 0.2338E+01 | 0.4081E-01 | 0.2020E+00 | -0.1088E+01 | 0.8639E-01 | 0.3277E+00 |

ANNUAL PEAKS

| | | | | | |
|---|---|---|---|---|---|
| 1943 | 18000 | | | | |
| 1944 | 4700 | 1956 | 4360 | 1968 | 7670 |
| 1945 | 3250 | 1957 | 4960 | 1969 | 6510 |
| 1946 | 3500 | 1958 | 14400 | 1970 | 4050 |
| 1947 | 3000 | 1959 | 12100 | 1971 | 2980 |
| 1948 | 2720 | 1960 | 3230 | 1972 | 3640 |
| 1949 | 5580 | 1961 | 3080 | 1973 | 4330 |
| 1950 | 9160 | 1962 | 3630 | | |
| 1951 | 2950 | 1963 | 5800 | | |
| 1952 | 5360 | 1964 | 3230 | | |
| 1953 | 3380 | 1965 | 1980 | | |
| 1954 | 1800 | 1966 | 590 | | |
| 1955 | 2350 | 1967 | 3100 | | |

## 03330500 Tippecanoe River at Oswego, Ind.

LOCATION.--Lat 41°19'14", long 85°47'21", in NE¼NE¼ sec.14, T.33 N., R.6 E., Kosciusko County, on left bank 10 ft (3 m) downstream from dam at Tippecanoe Lake Outlet in Oswego, and 3 miles (5 km) east of Leesburg.

DRAINAGE AREA.--113 mi² (293 km²).

REMARKS.--Occasional regulation by flashboards at lake outlet.

### DURATION TABLE OF DAILY DISCHARGE FOR YEAR ENDING SEPTEMBER 30

| CLASS | 0 | 1 | 2 | 3 | 4 | 5 | 6 | 7 | 8 | 9 | 10 | 11 | 12 | 13 | 14 | 15 | 16 | 17 | 18 | 19 | 20 | 21 | 22 | 23 | 24 | 25 | 26 | 27 | 28 | 29 | 30 | 31 | 32 | 33 | 34 | |
|---|---|---|---|---|---|---|---|---|---|---|---|---|---|---|---|---|---|---|---|---|---|---|---|---|---|---|---|---|---|---|---|---|---|---|---|---|
| YEAR | NUMBER OF DAYS IN CLASS | | | | | | | | | | | | | | | | | | | | | | | | | | | | | | | | | | | CFS_DAYS |
| 1950 | | | | | | | | | | | | | | | | | 1 | | 1 | 16 | 35 | 51 | 72 | 30 | 23 | 7 | 21 | 51 | 33 | 21 | 3 | | | | | 71453.0 |
| 1951 | | | | | | | | | | | | | | | | | | | 1 | 12 | 29 | 51 | 51 | 44 | 72 | 51 | 38 | 10 | 6 | | | | | | | 51082.0 |
| 1952 | | | | | | | | | | | | | | | | | | | | 21 | 39 | 34 | 31 | 58 | 66 | 46 | 44 | 27 | | | | | | | | 53674.0 |
| 1953 | | | | | | | | | | | | | 3 | 14 | 8 | 15 | 17 | 14 | 19 | 17 | 36 | 40 | 30 | 19 | 56 | 59 | 12 | 6 | | | | | | | | 20809.9 |
| 1954 | | | | | | | | | | | | | 3 | 21 | 28 | 2 | 2 | 10 | 11 | 26 | 25 | 29 | 34 | 65 | 43 | 15 | 4 | 15 | 27 | 5 | | | | | | 26456.1 |
| 1955 | | | | | | | | | | | 1 | 3 | 2 | 2 | 3 | 2 | 3 | 7 | 6 | 5 | 19 | 14 | 46 | 19 | 57 | 57 | 53 | 22 | 25 | 5 | 5 | 7 | 2 | | | 44728.8 |
| 1956 | | | | | | | | | | | | | | | | 1 | 3 | 8 | 8 | 17 | 18 | 31 | 52 | 45 | 44 | 39 | 44 | 31 | 5 | 5 | 15 | | | | | 38370.8 |
| 1957 | | | | | | | | | | | | 3 | 2 | 4 | 6 | 20 | 21 | 20 | 13 | 19 | 16 | 50 | 22 | 82 | 36 | 16 | 5 | 6 | 16 | 8 | | | | | | 24099.5 |
| 1958 | | | | | | | | | | | | | | | | 3 | 3 | 14 | 11 | 31 | 16 | 25 | 42 | 39 | 55 | 51 | 28 | 24 | 12 | 11 | | | | | | 33719.0 |
| 1959 | | | | | | | | | | | | | | | | 3 | 2 | 8 | 14 | 16 | 3 | 13 | 4 | 76 | 48 | 41 | 32 | 48 | 23 | 18 | 12 | 4 | | | | 49393.3 |
| 1960 | | | | | | | | | | | | | | | | | | | | 6 | 20 | 22 | 22 | 23 | 55 | 40 | 66 | 70 | 27 | 15 | | | | | | 48922.0 |
| 1961 | | | | | | | | | | | | | | | | | | | 3 | 22 | 78 | 81 | 57 | 18 | 10 | 19 | 18 | 24 | 30 | 5 | | | | | | 29266.0 |
| 1962 | | | | | | | | | | | | | | | | 22 | 32 | 12 | 7 | 12 | 13 | 24 | 33 | 55 | 49 | 27 | 37 | 17 | 7 | 18 | | | | | | 31096.3 |
| 1963 | | | | | | | | | | | | 1 | 6 | 3 | 22 | 39 | 26 | 36 | 41 | 36 | 41 | 37 | 8 | 10 | 13 | 7 | 15 | 20 | 4 | | | | | | | 15177.3 |
| 1964 | | | | | | | | | | | | 5 | 3 | 15 | 12 | 51 | 18 | 13 | 36 | 56 | 42 | 18 | 36 | 18 | 33 | 10 | | | | | | | | | | 11256.9 |
| 1965 | | | | | | | | | | 3 | 3 | 4 | 4 | 7 | 9 | 5 | 1 | 43 | 28 | 15 | 27 | 35 | 29 | 7 | 13 | 32 | 30 | 70 | | | | | | | | 28088.5 |
| 1966 | | | | | | | | | | 2 | 1 | 9 | 7 | 11 | 10 | 12 | 7 | 20 | 14 | 17 | 7 | 85 | 21 | 31 | 36 | 13 | 20 | 29 | 13 | | | | | | | 24358.9 |
| 1967 | | 3 | 3 | 15 | 16 | 7 | 9 | 3 | 1 | 1 | | 1 | 3 | 14 | 4 | 7 | 14 | | 1 | 13 | 23 | 23 | 17 | 15 | 20 | 50 | 39 | 32 | 14 | 6 | 11 | | | | | 33997.5 |
| 1968 | | | | | | 3 | 1 | 1 | 2 | | | | 2 | | 1 | 1 | 3 | 12 | 2 | 14 | 15 | 44 | 40 | 26 | 35 | 29 | 64 | 23 | 16 | 27 | 5 | | | | | 42030.5 |
| 1969 | | | | | | | | | | 1 | | 3 | 3 | 4 | 1 | 4 | 5 | 12 | 6 | 7 | 41 | 31 | 24 | 34 | 42 | 41 | 50 | 36 | 6 | 6 | 8 | | | | | 35857.0 |
| 1970 | | | | | | | | | | 3 | 5 | 9 | 5 | 6 | 3 | 7 | 4 | 10 | 4 | 12 | 10 | 20 | 51 | 65 | 47 | 30 | 21 | 42 | 11 | | | | | | | 30158.7 |
| 1971 | | | | | | | | | | | | | 10 | 15 | 10 | 15 | 4 | 17 | 19 | 6 | 19 | 30 | 26 | 35 | 46 | 54 | 11 | 30 | 18 | | | | | | | 28344.4 |
| 1972 | | | | | | | | | | | | | | | | 2 | 17 | 8 | 9 | 18 | 19 | 46 | 77 | 37 | 17 | 32 | 50 | 18 | 8 | 8 | | | | | | 29956.8 |
| 1973 | | | | | | | | | | | | | | | | | | | 22 | 9 | 6 | 18 | 10 | 13 | 19 | 44 | 65 | 96 | 59 | 4 | | | | | | 55025.0 |

| CLASS | CFS | TOTAL | ACCUM | PERCT | CLASS | CFS | TOTAL | ACCUM | PERCT | CLASS | CFS | TOTAL | ACCUM | PERCT | CLASS | CFS | TOTAL | ACCUM | PERCT |
|---|---|---|---|---|---|---|---|---|---|---|---|---|---|---|---|---|---|---|---|
| 0 | 0.00 | 0 | 8766 | 100.0 | 9 | 1.20 | 10 | 8702 | 99.3 | 18 | 15.0 | 275 | 7701 | 87.9 | 27 | 170 | 763 | 1548 | 17.6 |
| 1 | 0.08 | 3 | 8766 | 100.0 | 10 | 1.60 | 10 | 8692 | 99.2 | 19 | 19.0 | 374 | 7426 | 84.7 | 28 | 230 | 424 | 785 | 8.9 |
| 2 | 0.10 | 3 | 8763 | 100.0 | 11 | 2.10 | 38 | 8682 | 99.0 | 20 | 25.0 | 496 | 7052 | 80.4 | 29 | 300 | 229 | 361 | 4.1 |
| 3 | 0.20 | 15 | 8760 | 99.9 | 12 | 2.80 | 53 | 8644 | 98.6 | 21 | 33.0 | 765 | 6556 | 74.8 | 30 | 390 | 95 | 132 | 1.5 |
| 4 | 0.30 | 16 | 8745 | 99.8 | 13 | 3.70 | 116 | 8591 | 98.0 | 22 | 44.0 | 784 | 5791 | 66.1 | 31 | 520 | 32 | 37 | .4 |
| 5 | 0.40 | 10 | 8729 | 99.6 | 14 | 4.90 | 117 | 8475 | 96.7 | 23 | 58.0 | 868 | 5007 | 57.1 | 32 | 680 | 5 | 5 | .0 |
| 6 | 0.50 | 10 | 8719 | 99.5 | 15 | 6.40 | 211 | 8358 | 95.3 | 24 | 76.0 | 928 | 4139 | 47.2 | 33 | | | | |
| 7 | 0.70 | 4 | 8709 | 99.3 | 16 | 8.50 | 182 | 8147 | 92.9 | 25 | 100.0 | 838 | 3211 | 36.6 | 34 | | | | |
| 8 | 0.90 | 3 | 8705 | 99.3 | 17 | 11.00 | 264 | 7965 | 90.9 | 26 | 130.0 | 825 | 2373 | 27.1 | | | | | |

### LOWEST MEAN DISCHARGE, IN CFS, AND RANKING, FOR THE FOLLOWING NUMBER OF CONSECUTIVE DAYS IN YEAR ENDING MARCH 31

| YEAR | 1 | | 3 | | 7 | | 14 | | 30 | | 60 | | 90 | | 120 | | 183 | | ANNUAL | |
|---|---|---|---|---|---|---|---|---|---|---|---|---|---|---|---|---|---|---|---|---|
| 1951 | 32.00 | 21 | 33.70 | 21 | 36.40 | 21 | 38.90 | 21 | 48.00 | 22 | 56.90 | 21 | 68.60 | 22 | 72.00 | 22 | 81.30 | 20 | 158.00 | 23 |
| 1952 | 40.00 | 23 | 41.00 | 23 | 41.60 | 23 | 43.70 | 22 | 45.80 | 21 | 58.70 | 23 | 73.10 | 23 | 81.80 | 23 | 94.20 | 21 | 151.00 | 22 |
| 1953 | 17.00 | 19 | 17.70 | 19 | 18.60 | 19 | 19.80 | 17 | 22.90 | 17 | 27.20 | 15 | 31.40 | 14 | 37.10 | 12 | 45.50 | 12 | 92.20 | 12 |
| 1954 | 2.90 | 11 | 3.10 | 11 | 3.30 | 9 | 3.88 | 6 | 4.38 | 3 | 4.91 | 2 | 5.30 | 2 | 7.43 | 1 | 11.00 | 1 | 41.00 | 2 |
| 1955 | 32.00 | 22 | 34.00 | 22 | 37.90 | 22 | 46.30 | 23 | 50.00 | 23 | 58.40 | 22 | 67.10 | 21 | 70.50 | 21 | 108.00 | 22 | 149.00 | 21 |
| 1956 | 2.00 | 7 | 2.07 | 6 | 2.76 | 6 | 4.63 | 9 | 8.93 | 10 | 19.90 | 10 | 31.60 | 15 | 35.20 | 11 | 47.00 | 14 | 80.20 | 8 |
| 1957 | 2.20 | 9 | 2.47 | 9 | 3.21 | 8 | 4.27 | 8 | 6.57 | 8 | 9.08 | 7 | 12.30 | 7 | 17.60 | 7 | 24.00 | 5 | 76.00 | 7 |
| 1958 | 6.50 | 14 | 6.93 | 14 | 7.87 | 14 | 8.49 | 12 | 12.50 | 11 | 20.20 | 11 | 20.40 | 9 | 21.80 | 9 | 33.30 | 9 | 81.50 | 9 |
| 1959 | 11.00 | 17 | 12.00 | 16 | 13.40 | 16 | 13.50 | 15 | 18.50 | 15 | 35.40 | 19 | 49.80 | 20 | 64.90 | 20 | 112.00 | 23 | 137.00 | 19 |
| 1960 | 7.10 | 15 | 7.47 | 15 | 9.33 | 15 | 11.00 | 14 | 14.60 | 12 | 23.60 | 13 | 44.80 | 19 | 55.30 | 19 | 73.40 | 18 | 118.00 | 18 |
| 1961 | 16.00 | 18 | 17.00 | 18 | 18.40 | 18 | 20.10 | 18 | 23.50 | 18 | 32.60 | 18 | 33.80 | 16 | 33.60 | 10 | 38.30 | 11 | 104.00 | 15 |
| 1962 | 24.00 | 20 | 24.00 | 20 | 25.00 | 20 | 27.40 | 20 | 33.00 | 20 | 35.90 | 20 | 43.70 | 18 | 43.70 | 17 | 53.80 | 16 | 108.00 | 16 |
| 1963 | 6.20 | 13 | 6.20 | 13 | 6.20 | 13 | 6.29 | 10 | 6.51 | 7 | 8.20 | 6 | 11.20 | 6 | 14.20 | 6 | 19.10 | 4 | 45.30 | 3 |
| 1964 | 2.50 | 10 | 2.77 | 10 | 3.10 | 7 | 3.95 | 7 | 5.30 | 5 | 5.86 | 3 | 7.19 | 3 | 9.89 | 2 | 17.60 | 3 | 33.30 | 1 |
| 1965 | 1.50 | 6 | 1.50 | 2 | 1.67 | 2 | 2.17 | 2 | 3.57 | 2 | 6.14 | 4 | 9.98 | 5 | 10.80 | 4 | 16.70 | 2 | 51.90 | 4 |
| 1966 | 2.10 | 8 | 2.17 | 8 | 2.54 | 5 | 3.33 | 4 | 8.01 | 9 | 18.80 | 9 | 30.80 | 12 | 38.00 | 15 | 38.10 | 10 | 84.90 | 10 |
| 1967 | 1.30 | 5 | 1.53 | 3 | 2.23 | 3 | 3.07 | 3 | 4.43 | 4 | 6.28 | 5 | 7.33 | 4 | 10.60 | 3 | 24.40 | 6 | 93.00 | 13 |
| 1968 | 0.08 | 1 | 0.08 | 1 | 0.28 | 1 | 0.29 | 1 | 0.34 | 1 | 0.40 | 1 | 4.74 | 1 | 12.50 | 5 | 24.40 | 7 | 89.60 | 11 |
| 1969 | 0.83 | 2 | 1.67 | 4 | 3.76 | 12 | 13.70 | 16 | 22.40 | 16 | 25.70 | 14 | 30.80 | 13 | 37.60 | 14 | 68.60 | 17 | 110.00 | 17 |
| 1970 | 1.20 | 3 | 2.13 | 7 | 3.43 | 10 | 8.03 | 11 | 17.30 | 13 | 22.70 | 12 | 29.60 | 10 | 38.90 | 16 | 45.60 | 13 | 75.80 | 6 |
| 1971 | 1.20 | 4 | 1.70 | 5 | 2.23 | 4 | 10.60 | 13 | 18.10 | 14 | 30.00 | 16 | 30.50 | 11 | 37.30 | 13 | 49.80 | 15 | 104.00 | 14 |
| 1972 | 3.30 | 12 | 3.40 | 12 | 3.49 | 11 | 3.62 | 5 | 5.38 | 6 | 9.73 | 8 | 17.00 | 8 | 19.20 | 8 | 27.00 | 8 | 52.40 | 5 |
| 1973 | 8.00 | 16 | 15.00 | 17 | 17.40 | 17 | 20.80 | 19 | 26.60 | 19 | 31.60 | 17 | 36.70 | 17 | 45.40 | 18 | 79.30 | 19 | 140.00 | 20 |

TIPPECANOE RIVER AT OWSEGO, IND.(Continued)

HIGHEST MEAN DISCHARGE, IN CFS, AND RANKING, FOR THE FOLLOWING NUMBER OF CONSECUTIVE DAYS IN YEAR ENDING SEPTEMBER 30

| YEAR | 1 | | 3 | | 7 | | 15 | | 30 | | 60 | | 90 | | 120 | | 183 | | ANNUAL | |
|---|---|---|---|---|---|---|---|---|---|---|---|---|---|---|---|---|---|---|---|---|
| 1950 | 680.0 | 2 | 680.0 | 1 | 669.0 | 1 | 616.0 | 1 | 502.0 | 1 | 421.0 | 1 | 422.0 | 1 | 410.0 | 1 | 317.0 | 1 | 196.0 | 1 |
| 1951 | 430.0 | 7 | 427.0 | 7 | 408.0 | 7 | 359.0 | 7 | 295.0 | 8 | 248.0 | 5 | 227.0 | 4 | 209.0 | 4 | 191.0 | 5 | 140.0 | 4 |
| 1952 | 370.0 | 11 | 363.0 | 11 | 357.0 | 11 | 344.0 | 9 | 327.0 | 6 | 275.0 | 3 | 250.0 | 3 | 242.0 | 3 | 211.0 | 2 | 147.0 | 3 |
| 1953 | 179.0 | 23 | 178.0 | 23 | 174.0 | 23 | 165.0 | 23 | 142.0 | 23 | 127.0 | 23 | 118.0 | 22 | 110.0 | 21 | 92.5 | 22 | 57.0 | 22 |
| 1954 | 322.0 | 14 | 318.0 | 14 | 309.0 | 15 | 280.0 | 17 | 255.0 | 14 | 216.0 | 13 | 169.0 | 16 | 149.0 | 15 | 118.0 | 18 | 72.5 | 19 |
| 1955 | 700.0 | 1 | 680.0 | 2 | 646.0 | 2 | 554.0 | 2 | 404.0 | 2 | 262.0 | 4 | 209.0 | 7 | 202.0 | 6 | 186.0 | 7 | 123.0 | 7 |
| 1956 | 450.0 | 5 | 440.0 | 5 | 424.0 | 6 | 420.0 | 4 | 345.0 | 4 | 235.0 | 7 | 216.0 | 6 | 196.0 | 8 | 148.0 | 11 | 105.0 | 9 |
| 1957 | 315.0 | 15 | 315.0 | 15 | 315.0 | 14 | 306.0 | 13 | 272.0 | 10 | 191.0 | 19 | 155.0 | 20 | 134.0 | 19 | 110.0 | 21 | 66.0 | 21 |
| 1958 | 383.0 | 9 | 383.0 | 9 | 375.0 | 10 | 332.0 | 12 | 237.0 | 17 | 207.0 | 15 | 174.0 | 15 | 145.0 | 16 | 112.0 | 19 | 92.4 | 12 |
| 1959 | 544.0 | 3 | 540.0 | 3 | 523.0 | 3 | 481.0 | 3 | 398.0 | 3 | 333.0 | 2 | 289.0 | 2 | 252.0 | 2 | 202.0 | 4 | 135.0 | 5 |
| 1960 | 383.0 | 10 | 383.0 | 10 | 379.0 | 9 | 335.0 | 11 | 265.0 | 11 | 218.0 | 11 | 222.0 | 5 | 200.0 | 7 | 189.0 | 6 | 134.0 | 6 |
| 1961 | 312.0 | 16 | 312.0 | 16 | 306.0 | 16 | 285.0 | 16 | 250.0 | 15 | 218.0 | 12 | 195.0 | 11 | 157.0 | 14 | 119.0 | 16 | 80.2 | 16 |
| 1962 | 356.0 | 12 | 356.0 | 12 | 356.0 | 12 | 343.0 | 10 | 298.0 | 7 | 222.0 | 10 | 196.0 | 10 | 168.0 | 12 | 137.0 | 12 | 85.2 | 13 |
| 1963 | 237.0 | 21 | 235.0 | 21 | 228.0 | 21 | 215.0 | 21 | 191.0 | 22 | 128.0 | 22 | 99.5 | 23 | 82.8 | 23 | 66.2 | 23 | 41.6 | 23 |
| 1964 | 122.0 | 24 | 116.0 | 24 | 110.0 | 24 | 103.0 | 24 | 93.6 | 24 | 74.8 | 24 | 60.3 | 24 | 57.9 | 24 | 47.8 | 24 | 30.8 | 24 |
| 1965 | 227.0 | 22 | 223.0 | 22 | 219.0 | 22 | 211.0 | 22 | 203.0 | 21 | 190.0 | 20 | 176.0 | 14 | 160.0 | 13 | 125.0 | 13 | 77.0 | 18 |
| 1966 | 286.0 | 18 | 284.0 | 18 | 279.0 | 18 | 259.0 | 18 | 212.0 | 20 | 149.0 | 21 | 126.0 | 21 | 110.0 | 22 | 111.0 | 20 | 66.7 | 20 |
| 1967 | 476.0 | 4 | 475.0 | 4 | 462.0 | 4 | 419.0 | 5 | 329.0 | 5 | 215.0 | 14 | 192.0 | 12 | 192.0 | 9 | 163.0 | 8 | 93.1 | 11 |
| 1968 | 410.0 | 8 | 407.0 | 8 | 396.0 | 8 | 351.0 | 8 | 259.0 | 13 | 228.0 | 8 | 201.0 | 9 | 179.0 | 10 | 154.0 | 9 | 115.0 | 8 |
| 1969 | 440.0 | 6 | 438.0 | 6 | 426.0 | 5 | 380.0 | 6 | 294.0 | 9 | 228.0 | 9 | 188.0 | 13 | 173.0 | 11 | 154.0 | 10 | 98.2 | 10 |
| 1970 | 275.0 | 19 | 271.0 | 19 | 265.0 | 19 | 249.0 | 19 | 220.0 | 19 | 200.0 | 17 | 166.0 | 17 | 143.0 | 17 | 121.0 | 15 | 82.6 | 14 |
| 1971 | 257.0 | 20 | 256.0 | 20 | 253.0 | 20 | 243.0 | 20 | 231.0 | 18 | 202.0 | 16 | 158.0 | 18 | 141.0 | 18 | 122.0 | 14 | 77.7 | 17 |
| 1972 | 332.0 | 13 | 328.0 | 13 | 321.0 | 13 | 294.0 | 14 | 242.0 | 16 | 195.0 | 18 | 155.0 | 19 | 131.0 | 20 | 118.0 | 17 | 81.8 | 15 |
| 1973 | 304.0 | 17 | 301.0 | 17 | 299.0 | 17 | 290.0 | 15 | 260.0 | 12 | 240.0 | 6 | 208.0 | 8 | 206.0 | 5 | 205.0 | 3 | 151.0 | 2 |

STATISTICS ON NORMAL MONTHLY MEANS(ALL DAYS)

| OCT | NOV | DEC | JAN | FEB | MARCH | APRIL | MAY | JUNE | JULY | AUG | SEPT |
|---|---|---|---|---|---|---|---|---|---|---|---|
| BY ROWS(MEAN,VARIANCE,STANDARD DEVIATION, SKEWNESS, COEFF. OF VARIATION,PERCENTAGE OF AVERAGE FLOW) | | | | | | | | | | | |
| 0.6021E+02 | 0.6449E+02 | 0.9560E+02 | 0.1219E+03 | 0.1440E+03 | 0.1578E+03 | 0.1795E+03 | 0.1276E+03 | 0.7401E+02 | 0.6457E+02 | 0.4478E+02 | 0.4217E+02 |
| 0.5319E+04 | 0.2652E+04 | 0.4279E+04 | 0.9514E+04 | 0.1052E+05 | 0.5379E+04 | 0.8599E+04 | 0.4245E+04 | 0.2848E+04 | 0.2424E+04 | 0.1418E+04 | 0.2505E+04 |
| 0.7293E+02 | 0.5150E+02 | 0.6541E+02 | 0.9754E+02 | 0.1026E+03 | 0.7334E+02 | 0.9273E+02 | 0.6515E+02 | 0.5337E+02 | 0.4924E+02 | 0.3766E+02 | 0.5005E+02 |
| 0.3550E+01 | 0.1315E+01 | 0.1336E+01 | 0.1657E+01 | 0.8633E+00 | 0.4994E+00 | 0.1502E+01 | 0.1287E+01 | 0.1823E+01 | 0.1216E+01 | 0.2000E+01 | 0.2745E+01 |
| 0.1211E+01 | 0.7986E+00 | 0.6842E+00 | 0.8004E+00 | 0.7124E+00 | 0.4648E+00 | 0.5165E+00 | 0.5104E+00 | 0.7210E+00 | 0.7626E+00 | 0.8408E+00 | 0.1187E+01 |
| 0.5117E+01 | 0.5480E+01 | 0.8125E+01 | 0.1036E+02 | 0.1224E+02 | 0.1341E+02 | 0.1526E+02 | 0.1085E+02 | 0.6290E+01 | 0.5488E+01 | 0.3806E+01 | 0.3584E+01 |

STATISTICS ON NORMAL ANNUAL MEANS(ALL DAYS)

| MEAN | VARIANCE | STANDARD DEVIATION | SKEWNESS | COEFF. OF VARIATION | SERIAL CORR |
|---|---|---|---|---|---|
| 0.5780E+02 | 0.1478E+04 | 0.3844E+02 | 0.6195E+00 | 0.3931E+00 | 0.4251E+00 |

STATISTICS ON LOG MONTHLY MEANS(ALL DAYS)

| OCT | NOV | DEC | JAN | FEB | MARCH | APRIL | MAY | JUNE | JULY | AUG | SEPT |
|---|---|---|---|---|---|---|---|---|---|---|---|
| BY ROWS(MEAN,VARIANCE,STANDARD DEVIATION, SKEWNESS, COEFF. OF VARIATION,PERCENTAGE OF AVERAGE FLOW) | | | | | | | | | | | |
| 0.1589E+01 | 0.1658E+01 | 0.1873E+01 | 0.1944E+01 | 0.2032E+01 | 0.2149E+01 | 0.2200E+01 | 0.2050E+01 | 0.1785E+01 | 0.1685E+01 | 0.1486E+01 | 0.1340E+01 |
| 0.1771E+00 | 0.1608E+00 | 0.1120E+00 | 0.1538E+00 | 0.1375E+00 | 0.4796E-01 | 0.5143E-01 | 0.5595E-01 | 0.7053E-01 | 0.1223E+00 | 0.2079E+00 | 0.3527E+00 |
| 0.4208E+00 | 0.4009E+00 | 0.3347E+00 | 0.3921E+00 | 0.3708E+00 | 0.2190E+00 | 0.2268E+00 | 0.2365E+00 | 0.2656E+00 | 0.3498E+00 | 0.4559E+00 | 0.5939E+00 |
| -0.2119E+00 | -0.4427E+00 | -0.5177E+00 | -0.7348E+00 | -0.7300E+00 | -0.3844E+00 | -0.2904E+00 | -0.5476E+00 | 0.5675E+00 | -0.1549E+00 | -0.1357E+01 | -0.9796E+00 |
| 0.2648E+00 | 0.2418E+00 | 0.1787E+00 | 0.2017E+00 | 0.1824E+00 | 0.1019E+00 | 0.1031E+00 | 0.1154E+00 | 0.1488E+00 | 0.2076E+00 | 0.3069E+00 | 0.4432E+00 |
| 0.7292E+01 | 0.7610E+01 | 0.8595E+01 | 0.8922E+01 | 0.9327E+01 | 0.9861E+01 | 0.1010E+02 | 0.9406E+01 | 0.8190E+01 | 0.7733E+01 | 0.6817E+01 | 0.6150E+01 |

STATISTICS ON LOG ANNUAL MEANS(ALL DAYS)

| MEAN | VARIANCE | STANDARD DEVIATION | SKEWNESS | COEFF. OF VARIATION | SERIAL CORR |
|---|---|---|---|---|---|
| 0.1956E+01 | 0.3347E-01 | 0.1830E+00 | -0.5916E+00 | 0.9354E-01 | 0.4287E+00 |

ANNUAL PEAKS

| | | | |
|---|---|---|---|
| 1943 | 1050 | 1962 | 356 |
| 1950 | 680 | 1963 | 237 |
| 1951 | 430 | 1964 | 122 |
| 1952 | 370 | 1965 | 227 |
| 1953 | 179 | 1966 | 286 |
| 1954 | 322 | 1967 | 478 |
| 1955 | 700 | 1968 | 412 |
| 1956 | 450 | 1969 | 442 |
| 1957 | 315 | 1970 | 275 |
| 1958 | 383 | 1971 | 259 |
| 1959 | 548 | 1972 | 332 |
| 1960 | 383 | 1973 | 306 |
| 1961 | 312 | | |

## 03331000 Tippecanoe River near Warsaw, Ind.

LOCATION.--Lat 41°17'22", long 85°51'26", in sec.29, T.33 N., R.6 E., at bridge on State Highway 15, 2.2 miles (3.6 km) upstream from Deeds Creek, and 3.2 miles (5.2 km) north of Warsaw.

DRAINAGE AREA.--125 mi² (324 km²).

### DURATION TABLE OF DAILY DISCHARGE FOR YEAR ENDING SEPTEMBER 30

| CLASS | 0 | 1 | 2 | 3 | 4 | 5 | 6 | 7 | 8 | 9 | 10 | 11 | 12 | 13 | 14 | 15 | 16 | 17 | 18 | 19 | 20 | 21 | 22 | 23 | 24 | 25 | 26 | 27 | 28 | 29 | 30 | 31 | 32 | 33 | 34 |
|---|---|---|---|---|---|---|---|---|---|---|---|---|---|---|---|---|---|---|---|---|---|---|---|---|---|---|---|---|---|---|---|---|---|---|---|
| YEAR | NUMBER OF DAYS IN CLASS | | | | | | | | | | | | | | | | | | | | | | | | | | | | | | | | | | CFS_DAYS |
| 1944 | | | | | | | 1 | 3 | 8 | 12 | 8 | 6 | 25 | 16 | 17 | 16 | 21 | 6 | 53 | 56 | 11 | 4 | 4 | 4 | 4 | 5 | 8 | 21 | 4 | 11 | 6 | 12 | 10 | 11 | 3 | 47014.0 |
| 1945 | | | | | | | | | | 4 | 7 | 29 | 23 | 47 | 34 | 7 | 9 | 31 | 23 | 18 | 18 | 31 | 25 | 11 | 9 | 12 | 10 | 6 | 7 | 4 | | | | | | 34774.0 |
| 1946 | | | | | | | | | 13 | 19 | 10 | 5 | 13 | 2 | 8 | 4 | 22 | 53 | 26 | 28 | 13 | 16 | 27 | 21 | 28 | 24 | 18 | 11 | 2 | 2 | | | | | | 35953.0 |
| 1947 | | 1 | 3 | 1 | 3 | 1 | 4 | 5 | 7 | 1 | 3 | 5 | 27 | 25 | 39 | 29 | 19 | 22 | 14 | 23 | 21 | 13 | 16 | 11 | 9 | 27 | 17 | 5 | 14 | | | | | | | 32161.5 |
| 1948 | | | | | | | | 7 | 8 | 5 | 4 | 15 | 4 | 5 | 16 | 31 | 21 | 41 | 20 | 20 | 23 | 13 | 37 | 17 | 9 | 15 | 22 | 20 | 11 | 2 | | | | | | 37374.0 |
| 1949 | | | | | | | | 1 | 2 | 12 | 23 | 32 | 17 | 12 | 28 | 17 | 9 | 6 | 12 | 12 | 13 | 14 | 37 | 42 | 16 | 11 | 10 | 10 | 6 | 11 | 9 | 3 | | | | 38377.0 |

| CLASS | CFS | TOTAL | ACCUM | PERCT | CLASS | CFS | TOTAL | ACCUM | PERCT | CLASS | CFS | TOTAL | ACCUM | PERCT | CLASS | CFS | TOTAL | ACCUM | PERCT |
|---|---|---|---|---|---|---|---|---|---|---|---|---|---|---|---|---|---|---|---|
| 0 | 0.00 | 0 | 2192 | 100.0 | 9 | 21.00 | 49 | 2124 | 96.9 | 18 | 68.0 | 156 | 1233 | 56.3 | 27 | 220 | 77 | 211 | 9.6 |
| 1 | 7.50 | 1 | 2192 | 100.0 | 10 | 24.00 | 52 | 2075 | 94.7 | 19 | 77.0 | 162 | 1077 | 49.1 | 28 | 250 | 43 | 134 | 6.1 |
| 2 | 8.50 | 3 | 2191 | 100.0 | 11 | 27.00 | 70 | 2023 | 92.3 | 20 | 88.0 | 99 | 915 | 41.7 | 29 | 280 | 33 | 91 | 4.1 |
| 3 | 9.70 | 1 | 2188 | 99.8 | 12 | 31.00 | 115 | 1953 | 89.1 | 21 | 100.0 | 78 | 816 | 37.2 | 30 | 320 | 19 | 58 | 2.6 |
| 4 | 11.00 | 3 | 2187 | 99.8 | 13 | 36.00 | 83 | 1838 | 83.9 | 22 | 110.0 | 152 | 738 | 33.7 | 31 | 370 | 15 | 39 | 1.7 |
| 5 | 13.00 | 1 | 2184 | 99.6 | 14 | 40.00 | 155 | 1755 | 80.1 | 23 | 130.0 | 120 | 586 | 26.7 | 32 | 420 | 10 | 24 | 1.0 |
| 6 | 14.00 | 5 | 2183 | 99.6 | 15 | 46.00 | 131 | 1600 | 73.0 | 24 | 150.0 | 77 | 466 | 21.3 | 33 | 470 | 11 | 14 | .6 |
| 7 | 16.00 | 16 | 2178 | 99.4 | 16 | 52.00 | 99 | 1469 | 67.0 | 25 | 170.0 | 91 | 389 | 17.7 | 34 | 540 | 3 | 3 | .1 |
| 8 | 19.00 | 38 | 2162 | 98.6 | 17 | 60.00 | 137 | 1370 | 62.5 | 26 | 190.0 | 87 | 298 | 13.6 | | | | | |

### LOWEST MEAN DISCHARGE, IN CFS, AND RANKING, FOR THE FOLLOWING NUMBER OF CONSECUTIVE DAYS IN YEAR ENDING MARCH 31

| YEAR | 1 | | 3 | | 7 | | 14 | | 30 | | 60 | | 90 | | 120 | | 183 | | ANNUAL | |
|---|---|---|---|---|---|---|---|---|---|---|---|---|---|---|---|---|---|---|---|---|
| 1945 | 14.00 | 2 | 15.70 | 2 | 17.40 | 2 | 19.50 | 3 | 21.20 | 2 | 26.20 | 3 | 28.10 | 3 | 30.00 | 2 | 34.30 | 2 | 114.00 | 4 |
| 1946 | 50.00 | 5 | 51.30 | 5 | 52.30 | 5 | 54.40 | 5 | 60.30 | 5 | 70.30 | 5 | 82.40 | 5 | 87.80 | 5 | 88.10 | 5 | 136.00 | 5 |
| 1947 | 7.50 | 1 | 8.33 | 1 | 9.79 | 1 | 12.10 | 1 | 15.50 | 1 | 18.80 | 1 | 22.90 | 1 | 28.70 | 1 | 33.80 | 1 | 59.60 | 1 |
| 1948 | 29.00 | 4 | 30.00 | 4 | 31.30 | 4 | 31.90 | 4 | 34.40 | 4 | 40.80 | 4 | 48.30 | 4 | 48.10 | 4 | 56.40 | 4 | 111.00 | 2 |
| 1949 | 17.00 | 3 | 17.00 | 3 | 18.10 | 3 | 18.90 | 2 | 22.90 | 3 | 25.30 | 2 | 27.80 | 2 | 31.10 | 3 | 40.10 | 3 | 113.00 | 3 |

### HIGHEST MEAN DISCHARGE, IN CFS, AND RANKING, FOR THE FOLLOWING NUMBER OF CONSECUTIVE DAYS IN YEAR ENDING SEPTEMBER 30

| YEAR | 1 | | 3 | | 7 | | 15 | | 30 | | 60 | | 90 | | 120 | | 183 | | ANNUAL | |
|---|---|---|---|---|---|---|---|---|---|---|---|---|---|---|---|---|---|---|---|---|
| 1944 | 552.0 | 1 | 544.0 | 1 | 524.0 | 1 | 494.0 | 1 | 422.0 | 1 | 391.0 | 1 | 334.0 | 1 | 279.0 | 1 | 202.0 | 1 | 128.0 | 1 |
| 1945 | 336.0 | 3 | 333.0 | 3 | 323.0 | 3 | 297.0 | 3 | 250.0 | 3 | 205.0 | 5 | 191.0 | 4 | 174.0 | 4 | 144.0 | 4 | 95.3 | 5 |
| 1946 | 282.0 | 5 | 271.0 | 6 | 245.0 | 6 | 225.0 | 6 | 198.0 | 6 | 187.0 | 6 | 181.0 | 6 | 162.0 | 6 | 136.0 | 5 | 98.5 | 4 |
| 1947 | 272.0 | 6 | 272.0 | 5 | 267.0 | 5 | 264.0 | 4 | 240.0 | 4 | 210.0 | 4 | 188.0 | 5 | 164.0 | 5 | 136.0 | 6 | 88.1 | 6 |
| 1948 | 290.0 | 4 | 282.0 | 4 | 268.0 | 4 | 254.0 | 5 | 231.0 | 5 | 218.0 | 3 | 202.0 | 3 | 182.0 | 3 | 153.0 | 3 | 102.0 | 3 |
| 1949 | 388.0 | 2 | 376.0 | 2 | 363.0 | 2 | 340.0 | 2 | 292.0 | 2 | 257.0 | 2 | 217.0 | 2 | 190.0 | 2 | 167.0 | 2 | 105.0 | 2 |

### STATISTICS ON NORMAL MONTHLY MEANS(ALL DAYS)

| OCT | NOV | DEC | JAN | FEB | MARCH | APRIL | MAY | JUNE | JULY | AUG | SEPT |
|---|---|---|---|---|---|---|---|---|---|---|---|
| BY ROWS(MEAN,VARIANCE,STANDARD DEVIATION, SKEWNESS, COEFF. OF VARIATION,PERCENTAGE OF AVERAGE FLOW) | | | | | | | | | | | |
| 0.5825E+02 | 0.5468E+02 | 0.5762E+02 | 0.1032E+03 | 0.1299E+03 | 0.1609E+03 | 0.2034E+03 | 0.1871E+03 | 0.1321E+03 | 0.7178E+02 | 0.4277E+02 | 0.3692E+02 |
| 0.1992E+04 | 0.3886E+03 | 0.3030E+03 | 0.3883E+04 | 0.8276E+04 | 0.2235E+04 | 0.1033E+05 | 0.1239E+05 | 0.1642E+04 | 0.3018E+03 | 0.6742E+03 | 0.3871E+03 |
| 0.4463E+02 | 0.1971E+02 | 0.1741E+02 | 0.6231E+02 | 0.9097E+02 | 0.4727E+02 | 0.1017E+03 | 0.1113E+03 | 0.4053E+02 | 0.1737E+02 | 0.2597E+02 | 0.1967E+02 |
| 0.1380E+01 | 0.7529E+00 | 0.1460E+00 | 0.4375E+00 | 0.1316E+01 | -0.1596E+00 | 0.1377E+01 | 0.1050E+01 | -0.6983E+00 | 0.3239E-01 | 0.2314E+01 | 0.1310E+01 |
| 0.7661E+00 | 0.3605E+00 | 0.3021E+00 | 0.6038E+00 | 0.7002E+00 | 0.2938E+00 | 0.4998E+00 | 0.5949E+00 | 0.3067E+00 | 0.2420E+00 | 0.6071E+00 | 0.5329E+00 |
| 0.4703E+01 | 0.4414E+01 | 0.4652E+01 | 0.8331E+01 | 0.1049E+02 | 0.1299E+02 | 0.1642E+02 | 0.1510E+02 | 0.1067E+02 | 0.5795E+01 | 0.3453E+01 | 0.2980E+01 |

### STATISTICS ON NORMAL ANNUAL MEANS(ALL DAYS)

| MEAN | VARIANCE | STANDARD DEVIATION | SKEWNESS | COEFF. OF VARIATION | SERIAL CORR |
|---|---|---|---|---|---|
| 0.1029E+03 | 0.1910E+03 | 0.1382E+02 | 0.1460E+01 | 0.1343E+00 | -0.2389E+00 |

STATISTICS ON LOG MONTHLY MEANS(ALL DAYS)

BY ROWS(MEAN,VARIANCE,STANDARD DEVIATION, SKEWNESS, COEFF. OF VARIATION,PERCENTAGE OF AVERAGE FLOW)

| OCT | NOV | DEC | JAN | FEB | MARCH | APRIL | MAY | JUNE | JULY | AUG | SEPT |
|---|---|---|---|---|---|---|---|---|---|---|---|
| 0.1663E+01 | 0.1715E+01 | 0.1743E+01 | 0.1942E+01 | 0.2032E+01 | 0.2189E+01 | 0.2267E+01 | 0.2205E+01 | 0.2101E+01 | 0.1845E+01 | 0.1584E+01 | 0.1523E+01 |
| 0.1666E+00 | 0.2266E-01 | 0.1816E-01 | 0.7630E-01 | 0.8301E-01 | 0.1871E-01 | 0.4149E-01 | 0.7350E-01 | 0.2343E-01 | 0.1215E-01 | 0.4052E-01 | 0.4318E-01 |
| 0.3264E+00 | 0.1505E+00 | 0.1348E+00 | 0.2762E+00 | 0.2881E+00 | 0.1368E+00 | 0.2037E+00 | 0.2711E+00 | 0.1531E+00 | 0.1102E+00 | 0.2013E+00 | 0.2078E+00 |
| 0.2562E+00 | 0.5475E+00 | -0.1138E+00 | 0.1656E+00 | 0.4716E+00 | -0.5766E+00 | 0.4419E+00 | -0.2292E+00 | -0.1111E+01 | -0.6150E+00 | 0.1990E+01 | 0.9590E+00 |
| 0.1963E+00 | 0.8774E-01 | 0.7730E-01 | 0.1422E+00 | 0.1418E+00 | 0.6247E-01 | 0.8984E-01 | 0.1229E+00 | 0.7287E-01 | 0.5974E-01 | 0.1271E+00 | 0.1365E+00 |
| 0.7292E+01 | 0.7520E+01 | 0.7643E+01 | 0.8515E+01 | 0.8907E+01 | 0.9599E+01 | 0.9940E+01 | 0.9668E+01 | 0.9209E+01 | 0.8087E+01 | 0.6946E+01 | 0.6675E+01 |

STATISTICS ON LOG ANNUAL MEANS(ALL DAYS)

| MEAN | VARIANCE | STANDARD DEVIATION | SKEWNESS | COEFF. OF VARIATION | SERIAL CORR |
|---|---|---|---|---|---|
| 0.2010E+01 | 0.3069E-02 | 0.5540E-01 | 0.1197E+01 | 0.2757E-01 | -0.2360E+00 |

ANNUAL PEAKS

| | |
|---|---|
| 1944 | 552 |
| 1945 | 336 |
| 1946 | 320 |
| 1947 | 272 |
| 1948 | 304 |
| 1949 | 388 |

03331110 Walnut Creek near Warsaw, Ind.

LOCATION.--Lat 41°12'17", long 85°52'11", in NW¼NE¼ sec.30, T.32 N., R.6 E., Kosciusko County, on left bank 10 ft (3 m) upstream from bridge on County Road 200 South, 0.3 mile (0.5 km) downstream from small right-bank tributary, and 2.5 miles (4.0 km) south of court house in Warsaw.

DRAINAGE AREA.--19.6 $mi^2$ (50.8 $km^2$).

DURATION TABLE OF DAILY DISCHARGE FOR YEAR ENDING SEPTEMBER 30

| CLASS | 0 | 1 | 2 | 3 | 4 | 5 | 6 | 7 | 8 | 9 | 10 | 11 | 12 | 13 | 14 | 15 | 16 | 17 | 18 | 19 | 20 | 21 | 22 | 23 | 24 | 25 | 26 | 27 | 28 | 29 | 30 | 31 | 32 | 33 | 34 | CFS_DAYS |
|---|---|---|---|---|---|---|---|---|---|---|---|---|---|---|---|---|---|---|---|---|---|---|---|---|---|---|---|---|---|---|---|---|---|---|---|---|
| YEAR | NUMBER OF DAYS IN CLASS | | | | | | | | | | | | | | | | | | | | | | | | | | | | | | | | | | | |
| 1970 | | | | | | | | | | 13 | 45 | 30 | 12 | 23 | 29 | 14 | 17 | 20 | 7 | 26 | 14 | 5 | 23 | 12 | 19 | 3 | 10 | 7 | 8 | 7 | 6 | 8 | 2 | 2 | 2 | 1 | 5829.9 |
| 1971 | | | 17 | 11 | 10 | 3 | 15 | 6 | 3 | 27 | 24 | 11 | 8 | 5 | 9 | 12 | 16 | 11 | 9 | 32 | 19 | 23 | 24 | 14 | 14 | 15 | 7 | 8 | 2 | 5 | 4 | 1 | | | | | 4449.4 |
| 1972 | | | | | | | 15 | 23 | 12 | 13 | 23 | 11 | 13 | 24 | 28 | 18 | 9 | 10 | 15 | 14 | 15 | 9 | 16 | 15 | 25 | 18 | 9 | 12 | 5 | 4 | 2 | 2 | 3 | 3 | | | 5212.2 |
| 1973 | | | | | | 6 | 22 | 15 | 5 | 6 | 3 | 12 | 7 | 4 | 2 | 2 | 2 | 3 | 5 | 4 | 15 | 12 | 29 | 28 | 38 | 38 | 32 | 11 | 15 | 16 | 15 | 8 | 5 | 3 | 2 | | 9199.9 |

| CLASS | CFS | TOTAL | ACCUM | PERCT | CLASS | CFS | TOTAL | ACCUM | PERCT | CLASS | CFS | TOTAL | ACCUM | PERCT | CLASS | CFS | TOTAL | ACCUM | PERCT |
|---|---|---|---|---|---|---|---|---|---|---|---|---|---|---|---|---|---|---|---|
| 0 | 0.00 | 0 | 1461 | 100.0 | 9 | 2.90 | 95 | 1239 | 84.8 | 18 | 11.0 | 76 | 746 | 51.1 | 27 | 42 | 30 | 131 | 8.9 |
| 1 | 0.90 | 17 | 1461 | 100.0 | 10 | 3.40 | 64 | 1144 | 78.3 | 19 | 13.0 | 63 | 670 | 45.9 | 28 | 49 | 32 | 101 | 6.9 |
| 2 | 1.00 | 11 | 1444 | 98.8 | 11 | 3.90 | 40 | 1080 | 73.9 | 20 | 15.0 | 49 | 607 | 41.5 | 29 | 56 | 27 | 69 | 4.7 |
| 3 | 1.20 | 10 | 1433 | 98.1 | 12 | 4.60 | 56 | 1040 | 71.2 | 21 | 17.0 | 92 | 558 | 38.2 | 30 | 65 | 19 | 42 | 2.8 |
| 4 | 1.40 | 9 | 1423 | 97.4 | 13 | 5.30 | 68 | 984 | 67.4 | 22 | 20.0 | 69 | 466 | 31.9 | 31 | 76 | 10 | 23 | 1.5 |
| 5 | 1.60 | 52 | 1414 | 96.8 | 14 | 6.10 | 46 | 916 | 62.7 | 23 | 23.0 | 96 | 397 | 27.2 | 32 | 88 | 8 | 13 | .8 |
| 6 | 1.90 | 44 | 1362 | 93.2 | 15 | 7.10 | 44 | 870 | 59.5 | 24 | 27.0 | 74 | 301 | 20.6 | 33 | 100 | 4 | 5 | .3 |
| 7 | 2.20 | 20 | 1318 | 90.2 | 16 | 8.30 | 44 | 826 | 56.5 | 25 | 31.0 | 58 | 227 | 15.5 | 34 | 120 | 1 | 1 | .0 |
| 8 | 2.50 | 59 | 1298 | 88.8 | 17 | 9.60 | 36 | 782 | 53.5 | 26 | 36.0 | 38 | 169 | 11.6 | | | | | |

LOWEST MEAN DISCHARGE, IN CFS, AND RANKING, FOR THE FOLLOWING NUMBER OF CONSECUTIVE DAYS IN YEAR ENDING MARCH 31

| YEAR | 1 | | 3 | | 7 | | 14 | | 30 | | 60 | | 90 | | 120 | | 183 | | ANNUAL | |
|---|---|---|---|---|---|---|---|---|---|---|---|---|---|---|---|---|---|---|---|---|
| 1971 | 2.50 | 3 | 2.50 | 2 | 2.59 | 2 | 2.79 | 2 | 2.94 | 2 | 4.38 | 2 | 4.46 | 2 | 6.23 | 2 | 9.49 | 2 | 18.50 | 2 |
| 1972 | 0.90 | 1 | 0.90 | 1 | 0.90 | 1 | 0.91 | 1 | 1.01 | 1 | 1.50 | 1 | 1.66 | 1 | 1.80 | 1 | 2.33 | 1 | 8.05 | 1 |
| 1973 | 2.40 | 2 | 2.57 | 3 | 2.69 | 3 | 3.04 | 3 | 3.69 | 3 | 4.72 | 3 | 5.35 | 3 | 7.44 | 3 | 14.20 | 3 | 26.50 | 3 |

HIGHEST MEAN DISCHARGE, IN CFS, AND RANKING, FOR THE FOLLOWING NUMBER OF CONSECUTIVE DAYS IN YEAR ENDING SEPTEMBER 30

| YEAR | 1 | | 3 | | 7 | | 15 | | 30 | | 60 | | 90 | | 120 | | 183 | | ANNUAL | |
|---|---|---|---|---|---|---|---|---|---|---|---|---|---|---|---|---|---|---|---|---|
| 1970 | 138.0 | 1 | 123.0 | 1 | 93.0 | 1 | 75.1 | 1 | 59.3 | 1 | 47.1 | 1 | 37.7 | 2 | 32.1 | 2 | 24.5 | 2 | 16.0 | 2 |
| 1971 | 75.0 | 4 | 63.0 | 4 | 48.1 | 4 | 33.6 | 4 | 29.4 | 4 | 26.6 | 4 | 22.1 | 4 | 19.7 | 4 | 19.0 | 4 | 12.2 | 4 |
| 1972 | 98.0 | 3 | 94.0 | 3 | 85.7 | 2 | 67.3 | 2 | 49.9 | 2 | 39.8 | 3 | 32.0 | 3 | 25.9 | 3 | 22.2 | 3 | 14.2 | 3 |
| 1973 | 116.0 | 2 | 101.0 | 2 | 80.1 | 3 | 59.7 | 3 | 49.7 | 3 | 45.0 | 2 | 38.4 | 1 | 39.2 | 1 | 37.6 | 1 | 25.2 | 1 |

STATISTICS ON NORMAL MONTHLY MEANS(ALL DAYS)

| OCT | NOV | DEC | JAN | FEB | MARCH | APRIL | MAY | JUNE | JULY | AUG | SEPT |
|---|---|---|---|---|---|---|---|---|---|---|---|
| BY ROWS(MEAN,VARIANCE,STANDARD DEVIATION, SKEWNESS, COEFF. OF VARIATION,PERCENTAGE OF AVERAGE FLOW) | | | | | | | | | | | |
| 0.1100E+02 | 0.2054E+02 | 0.1949E+02 | 0.1674E+02 | 0.1748E+02 | 0.2811E+02 | 0.3924E+02 | 0.2348E+02 | 0.1147E+02 | 0.3810E+01 | 0.3904E+01 | 0.8077E+01 |
| 0.8979E+02 | 0.2412E+03 | 0.1066E+03 | 0.1967E+03 | 0.1080E+03 | 0.1568E+03 | 0.2583E+03 | 0.1301E+03 | 0.1065E+03 | 0.1948E+01 | 0.7025E+01 | 0.5515E+02 |
| 0.9476E+01 | 0.1553E+02 | 0.1032E+02 | 0.1402E+02 | 0.1039E+02 | 0.1252E+02 | 0.1607E+02 | 0.1141E+02 | 0.1032E+02 | 0.1396E+01 | 0.2651E+01 | 0.7426E+01 |
| 0.8315E+00 | 0.2762E+00 | 0.6754E+00 | 0.1761E+01 | -0.2321E+00 | 0.1592E+01 | -0.1748E+01 | 0.2173E+00 | 0.1970E+01 | 0.6644E+00 | 0.4284E-01 | 0.5671E+00 |
| 0.8617E+00 | 0.7562E+00 | 0.5298E+00 | 0.8377E+00 | 0.5945E+00 | 0.4455E+00 | 0.4096E+00 | 0.4859E+00 | 0.8992E+00 | 0.3664E+00 | 0.6789E+00 | 0.9195E+00 |
| 0.5408E+01 | 0.1010E+02 | 0.9584E+01 | 0.8233E+01 | 0.8598E+01 | 0.1382E+02 | 0.1930E+02 | 0.1155E+02 | 0.5643E+01 | 0.1874E+01 | 0.1920E+01 | 0.3972E+01 |

STATISTICS ON NORMAL ANNUAL MEANS(ALL DAYS)

| MEAN | VARIANCE | STANDARD DEVIATION | SKEWNESS | COEFF. OF VARIATION | SERIAL CORR |
|---|---|---|---|---|---|
| 0.1690E+02 | 0.3303E+02 | 0.5747E+01 | 0.1574E+01 | 0.3400E+00 | -0.9815E-01 |

STATISTICS ON LOG MONTHLY MEANS(ALL DAYS)

| OCT | NOV | DEC | JAN | FEB | MARCH | APRIL | MAY | JUNE | JULY | AUG | SEPT |
|---|---|---|---|---|---|---|---|---|---|---|---|
| BY ROWS(MEAN,VARIANCE,STANDARD DEVIATION, SKEWNESS, COEFF. OF VARIATION,PERCENTAGE OF AVERAGE FLOW) | | | | | | | | | | | |
| 0.8848E+00 | 0.1141E+01 | 0.1239E+01 | 0.1124E+01 | 0.1168E+01 | 0.1420E+01 | 0.1553E+01 | 0.1328E+01 | 0.9562E+00 | 0.5587E+00 | 0.4911E+00 | 0.7231E+00 |
| 0.2102E+00 | 0.2880E+00 | 0.6277E-01 | 0.1076E+00 | 0.9789E-01 | 0.3118E-01 | 0.5778E-01 | 0.5248E-01 | 0.1024E+00 | 0.2610E-01 | 0.1344E+00 | 0.2376E+00 |
| 0.4584E+00 | 0.5367E+00 | 0.2505E+00 | 0.3280E+00 | 0.3129E+00 | 0.1766E+00 | 0.2404E+00 | 0.2291E+00 | 0.3200E+00 | 0.1616E+00 | 0.3666E+00 | 0.4874E+00 |
| -0.4028E+00 | -0.1533E+01 | -0.5422E+00 | 0.9850E+00 | -0.6685E+00 | 0.1109E+01 | -0.1896E+01 | -0.3661E+00 | 0.1839E+01 | -0.1027E+00 | -0.6402E+00 | 0.1243E+00 |
| 0.5181E+00 | 0.4705E+00 | 0.2022E+00 | 0.2918E+00 | 0.2679E+00 | 0.1243E+00 | 0.1548E+00 | 0.1725E+00 | 0.3347E+00 | 0.2892E+00 | 0.7465E+00 | 0.6741E+00 |
| 0.7030E+01 | 0.9062E+01 | 0.9846E+01 | 0.8930E+01 | 0.9279E+01 | 0.1128E+02 | 0.1234E+02 | 0.1055E+02 | 0.7597E+01 | 0.4439E+01 | 0.3902E+01 | 0.5745E+01 |

STATISTICS ON LOG ANNUAL MEANS(ALL DAYS)

| MEAN | VARIANCE | STANDARD DEVIATION | SKEWNESS | COEFF. OF VARIATION | SERIAL CORR |
|---|---|---|---|---|---|
| 0.1211E+01 | 0.1842E-01 | 0.1357E+00 | 0.1267E+01 | 0.1121E+00 | -0.1175E+00 |

ANNUAL PEAKS

| | |
|---|---|
| 1970 | 141 |
| 1971 | 79 |
| 1972 | 112 |
| 1973 | 120 |

## 03331500 Tippecanoe River near Ora, Ind.

LOCATION.--Lat 41°09'26", long 86°33'49", in SE¼SE¼ sec.6, T.31 N., R.1 W., Pulaski County, on right bank at downstream side of highway bridge, 1.0 mile (1.6 km) upstream from Bartee ditch, and 1.3 miles (2.1 km) southwest of Ora.

DRAINAGE AREA.--856 mi² (2,217 km²).

### DURATION TABLE OF DAILY DISCHARGE FOR YEAR ENDING SEPTEMBER 30

| CLASS | 0 | 1 | 2 | 3 | 4 | 5 | 6 | 7 | 8 | 9 | 10 | 11 | 12 | 13 | 14 | 15 | 16 | 17 | 18 | 19 | 20 | 21 | 22 | 23 | 24 | 25 | 26 | 27 | 28 | 29 | 30 | 31 | 32 | 33 | 34 |
|---|---|---|---|---|---|---|---|---|---|---|---|---|---|---|---|---|---|---|---|---|---|---|---|---|---|---|---|---|---|---|---|---|---|---|---|
| YEAR | NUMBER OF DAYS IN CLASS | | | | | | | | | | | | | | | | | | | | | | | | | | | | | | | | | | CFS_DAYS |
| 1944 | | | | 3 | 33 | 20 | 16 | 5 | 23 | 20 | 40 | 30 | 20 | 7 | 6 | 9 | 11 | 14 | 10 | 20 | 6 | 21 | 10 | 10 | 9 | 3 | 6 | 4 | 5 | 4 | 1 | | | | 310639.0 |
| 1945 | | | | | 15 | 14 | 30 | 57 | 15 | 6 | 16 | 21 | 13 | 15 | 13 | 24 | 25 | 24 | 12 | 24 | 6 | 16 | 3 | 4 | 2 | 4 | 1 | 2 | 3 | | | | | | 245928.0 |
| 1946 | | | | 5 | 26 | 12 | 18 | 13 | 14 | 9 | 9 | 24 | 21 | 15 | 26 | 32 | 36 | 15 | 14 | 15 | 10 | 17 | 8 | 16 | 6 | 1 | 3 | | | | | | | | 273820.0 |
| 1947 | | | | 13 | 8 | 5 | 18 | 5 | 18 | 31 | 47 | 40 | 21 | 23 | 18 | 17 | 7 | 10 | 15 | 19 | 7 | 20 | 9 | 7 | 4 | 2 | 1 | | | | | | | | 240236.0 |
| 1948 | | | | | 10 | 23 | 6 | 5 | 13 | 25 | 52 | 20 | 23 | 19 | 25 | 28 | 15 | 26 | 10 | 7 | 8 | 13 | 13 | 13 | 5 | 4 | 3 | | | | | | | | 265686.0 |
| 1949 | | | | | | 41 | 27 | 13 | 30 | 21 | 11 | 12 | 18 | 11 | 20 | 26 | 23 | 21 | 12 | 23 | 10 | 10 | 7 | 10 | 8 | 3 | 4 | 2 | 1 | 1 | | | | | 275155.0 |
| 1950 | | | | | | 2 | 1 | 2 | | 25 | 35 | 19 | 19 | 19 | 17 | 16 | 20 | 12 | 13 | 11 | 5 | 14 | 10 | 18 | 24 | 16 | 17 | 15 | 9 | 12 | 5 | 6 | 1 | 2 | 576787.0 |
| 1951 | | | | | | | | | 23 | 26 | 14 | 14 | 29 | 24 | 21 | 29 | 17 | 20 | 11 | 27 | 10 | 36 | 10 | 16 | 6 | 13 | 6 | 11 | 2 | | | | | | 385846.0 |
| 1952 | | | | | | | | 1 | 14 | 30 | 11 | 16 | 18 | 12 | 15 | 18 | 18 | 28 | 28 | 38 | 11 | 41 | 15 | 24 | 16 | 6 | 6 | | | | | | | | 395354.0 |
| 1953 | | | | 4 | 20 | 12 | 13 | 9 | 13 | 23 | 41 | 25 | 21 | 21 | 23 | 23 | 29 | 25 | 31 | 10 | 15 | 1 | 4 | 2 | | | | | | | | | | | 190724.0 |
| 1954 | | | | 2 | 49 | 7 | 31 | 40 | 10 | 18 | 12 | 31 | 21 | 39 | 25 | 11 | 6 | 7 | 4 | 3 | 18 | 2 | 17 | 5 | 7 | | | | | | | | | | 179826.0 |
| 1955 | | | | | 3 | 14 | 14 | 12 | 7 | 18 | 13 | 9 | 14 | 23 | 30 | 30 | 32 | 27 | 16 | 10 | 31 | 7 | 24 | 9 | 4 | 8 | 1 | 4 | 5 | | | | | | 296906.0 |
| 1956 | | | | | | 3 | 10 | 13 | 18 | 27 | 52 | 28 | 20 | 23 | 17 | 21 | 18 | 19 | 22 | 12 | 25 | 5 | 10 | 3 | 1 | 5 | 2 | 2 | 4 | 3 | 1 | 1 | 1 | | 263748.0 |
| 1957 | | | | | 12 | 38 | 9 | 39 | 19 | 25 | 32 | 3 | 44 | 20 | 35 | 14 | 9 | 15 | 7 | 2 | 5 | 3 | 11 | 8 | 10 | 5 | | | | | | | | | 193942.0 |
| 1958 | | | | | | | 10 | 6 | 7 | 13 | 11 | 17 | 27 | 26 | 13 | 26 | 42 | 35 | 27 | 24 | 16 | 10 | 24 | 10 | 13 | 3 | 3 | 2 | | | | | | | 303955.0 |
| 1959 | | | | | | 9 | 7 | 9 | 13 | 9 | 3 | 6 | 3 | 41 | 35 | 31 | 21 | 36 | 28 | 14 | 23 | 6 | 27 | 13 | 9 | 6 | 2 | 5 | | 2 | | 3 | 1 | 3 | 355241.0 |
| 1960 | | | | | | | | | 11 | 20 | 17 | 18 | 15 | 15 | 22 | 40 | 37 | 26 | 34 | 46 | 14 | 23 | 7 | 4 | 5 | 1 | 5 | 4 | 2 | | | | | | 346225.0 |
| 1961 | | | | | | | | 21 | 32 | 58 | 21 | 27 | 15 | 23 | 16 | 17 | 15 | 17 | 20 | 10 | 14 | 8 | 23 | 6 | 12 | 5 | 2 | 2 | 1 | | | | | | 253380.0 |
| 1962 | | | | | 2 | 7 | 25 | 17 | 11 | 12 | 10 | 10 | 9 | 14 | 35 | 18 | 25 | 33 | 33 | 23 | 14 | 17 | 8 | 8 | 7 | 4 | 12 | 3 | 5 | 1 | 1 | 1 | | | 278321.0 |
| 1963 | | | | | 2 | 14 | 41 | 34 | 59 | 40 | 28 | 22 | 8 | 11 | 17 | 11 | 11 | 13 | 9 | 13 | 3 | 8 | 2 | 4 | 2 | 3 | 2 | 1 | 1 | 2 | 1 | 1 | 1 | | 173859.0 |
| 1964 | | | | 7 | 13 | 43 | 48 | 27 | 61 | 23 | 13 | 8 | 15 | 11 | 21 | 14 | 12 | 5 | 10 | 10 | 8 | 11 | 2 | 4 | | | | | | | | | | | 129550.0 |
| 1965 | | | | | 28 | 23 | 5 | 12 | 19 | 31 | 24 | 19 | 14 | 21 | 20 | 17 | 16 | 15 | 8 | 10 | 25 | 18 | 24 | 9 | 6 | | 1 | | | | | | | | 236760.0 |
| 1966 | | 9 | 12 | 5 | 6 | 12 | 14 | 13 | 9 | 14 | 16 | 30 | 26 | 47 | 28 | 22 | 25 | 10 | 11 | 9 | 13 | 5 | 12 | 3 | 9 | 2 | 1 | 2 | | | | | | | 213790.0 |
| 1967 | | | | 7 | 16 | 28 | 29 | 12 | 7 | 7 | 8 | 4 | 6 | 5 | 7 | 6 | 20 | 15 | 23 | 26 | 12 | 28 | 11 | 32 | 15 | 20 | 5 | 7 | 2 | 1 | 1 | 1 | 1 | 1 | 2 | 344302.0 |
| 1968 | | | | | 7 | 3 | 4 | 2 | 8 | 10 | 13 | 10 | 21 | 24 | 22 | 16 | 13 | 40 | 24 | 19 | 40 | 21 | 20 | 6 | 8 | 5 | 9 | 5 | 8 | 4 | 1 | | 2 | 1 | 385662.0 |
| 1969 | | | | | | 1 | 10 | 12 | 19 | 25 | 14 | 8 | 11 | 5 | 17 | 17 | 31 | 32 | 26 | 23 | 41 | 9 | 30 | 8 | 10 | 4 | 3 | 4 | 2 | 1 | 2 | | | | 334202.0 |
| 1970 | | | | | | | 2 | 15 | 13 | 14 | 38 | 32 | 24 | 25 | 36 | 26 | 25 | 21 | 19 | 14 | 14 | 7 | 15 | 9 | 9 | 1 | 2 | 2 | 2 | | | | | | 258276.0 |
| 1971 | | | | | | 10 | 18 | 43 | 8 | 8 | 12 | 26 | 20 | 31 | 30 | 21 | 36 | 24 | 11 | 14 | 20 | 3 | 11 | 8 | 3 | 2 | 2 | 2 | 2 | | | | | | 236461.0 |
| 1972 | | | | | | | | 14 | 16 | 25 | 17 | 31 | 31 | 39 | 22 | 20 | 19 | 17 | 18 | 15 | 17 | 4 | 12 | 10 | 18 | 8 | 1 | 4 | 5 | 3 | | | | | 303225.0 |
| 1973 | | | | | | | | | 18 | 7 | 2 | 14 | 13 | 19 | 5 | 5 | 11 | 18 | 10 | 18 | 23 | 17 | 69 | 44 | 34 | 16 | 9 | 6 | 3 | 2 | 2 | | | | 493142.0 |

| CLASS | CFS | TOTAL | ACCUM | PERCT | CLASS | CFS | TOTAL | ACCUM | PERCT | CLASS | CFS | TOTAL | ACCUM | PERCT | CLASS | CFS | TOTAL | ACCUM | PERCT |
|---|---|---|---|---|---|---|---|---|---|---|---|---|---|---|---|---|---|---|---|
| 0 | 0.00 | 0 | 10958 | 100.0 | 9 | 250.00 | 545 | 8994 | 82.1 | 18 | 850.0 | 550 | 3535 | 32.3 | 27 | 2800 | 100 | 273 | 2.4 |
| 1 | 87.00 | 9 | 10958 | 100.0 | 10 | 290.00 | 578 | 8449 | 77.1 | 19 | 970.0 | 403 | 2985 | 27.2 | 28 | 3200 | 74 | 173 | 1.5 |
| 2 | 99.00 | 26 | 10949 | 99.9 | 11 | 330.00 | 606 | 7871 | 71.8 | 20 | 1100.0 | 634 | 2582 | 23.6 | 29 | 3700 | 40 | 99 | .9 |
| 3 | 110.00 | 44 | 10923 | 99.7 | 12 | 380.00 | 580 | 7265 | 66.3 | 21 | 1300.0 | 236 | 1948 | 17.8 | 30 | 4200 | 26 | 59 | .5 |
| 4 | 130.00 | 238 | 10879 | 99.3 | 13 | 430.00 | 704 | 6685 | 61.0 | 22 | 1400.0 | 592 | 1712 | 15.6 | 31 | 4800 | 12 | 33 | .3 |
| 5 | 150.00 | 367 | 10641 | 97.1 | 14 | 500.00 | 583 | 5981 | 54.6 | 23 | 1700.0 | 269 | 1120 | 10.2 | 32 | 5500 | 11 | 21 | .1 |
| 6 | 170.00 | 354 | 10274 | 93.8 | 15 | 570.00 | 568 | 5398 | 49.3 | 24 | 1900.0 | 302 | 851 | 7.8 | 33 | 6300 | 8 | 10 | .0 |
| 7 | 190.00 | 514 | 9920 | 90.5 | 16 | 650.00 | 653 | 4830 | 44.1 | 25 | 2200.0 | 174 | 549 | 5.0 | 34 | 7200 | 2 | 2 | .0 |
| 8 | 220.00 | 412 | 9406 | 85.8 | 17 | 740.00 | 642 | 4177 | 38.1 | 26 | 2500.0 | 102 | 375 | 3.4 | | | | | |

### LOWEST MEAN DISCHARGE, IN CFS, AND RANKING, FOR THE FOLLOWING NUMBER OF CONSECUTIVE DAYS IN YEAR ENDING MARCH 31

| YEAR | 1 | | 3 | | 7 | | 14 | | 30 | | 60 | | 90 | | 120 | | 183 | | ANNUAL | |
|---|---|---|---|---|---|---|---|---|---|---|---|---|---|---|---|---|---|---|---|---|
| 1945 | 144.00 | 10 | 146.00 | 10 | 150.00 | 10 | 153.00 | 10 | 162.00 | 9 | 167.00 | 9 | 172.00 | 6 | 181.00 | 5 | 198.00 | 3 | 727.00 | 12 |
| 1946 | 250.00 | 25 | 260.00 | 26 | 273.00 | 26 | 315.00 | 28 | 415.00 | 29 | 568.00 | 29 | 565.00 | 27 | 676.00 | 29 | 715.00 | 26 | 1040.00 | 24 |
| 1947 | 131.00 | 6 | 133.00 | 6 | 134.00 | 6 | 137.00 | 6 | 148.00 | 6 | 157.00 | 6 | 169.00 | 5 | 196.00 | 7 | 252.00 | 7 | 431.00 | 3 |
| 1948 | 199.00 | 19 | 201.00 | 19 | 206.00 | 19 | 209.00 | 18 | 242.00 | 20 | 320.00 | 24 | 356.00 | 22 | 362.00 | 17 | 427.00 | 17 | 816.00 | 16 |
| 1949 | 156.00 | 12 | 157.00 | 12 | 160.00 | 11 | 168.00 | 12 | 172.00 | 11 | 176.00 | 10 | 197.00 | 10 | 217.00 | 9 | 278.00 | 10 | 813.00 | 15 |
| 1950 | 176.00 | 17 | 177.00 | 16 | 180.00 | 15 | 186.00 | 15 | 204.00 | 14 | 217.00 | 14 | 283.00 | 15 | 321.00 | 15 | 400.00 | 16 | 1170.00 | 27 |
| 1951 | 250.00 | 26 | 251.00 | 24 | 255.00 | 24 | 266.00 | 24 | 285.00 | 23 | 312.00 | 22 | 365.00 | 23 | 432.00 | 24 | 590.00 | 22 | 1240.00 | 28 |
| 1952 | 271.00 | 27 | 274.00 | 27 | 278.00 | 27 | 292.00 | 26 | 312.00 | 26 | 358.00 | 25 | 433.00 | 25 | 561.00 | 25 | 723.00 | 27 | 1140.00 | 26 |
| 1953 | 245.00 | 24 | 252.00 | 25 | 262.00 | 25 | 284.00 | 25 | 295.00 | 25 | 304.00 | 21 | 304.00 | 17 | 339.00 | 16 | 382.00 | 14 | 742.00 | 14 |
| 1954 | 122.00 | 4 | 124.00 | 4 | 129.00 | 5 | 130.00 | 3 | 134.00 | 2 | 139.00 | 2 | 141.00 | 2 | 152.00 | 1 | 172.00 | 1 | 380.00 | 2 |
| 1955 | 172.00 | 15 | 176.00 | 15 | 179.00 | 14 | 184.00 | 14 | 213.00 | 17 | 294.00 | 20 | 371.00 | 24 | 407.00 | 22 | 654.00 | 24 | 920.00 | 20 |
| 1956 | 140.00 | 8 | 141.00 | 8 | 146.00 | 9 | 152.00 | 9 | 168.00 | 10 | 207.00 | 12 | 253.00 | 13 | 286.00 | 13 | 362.00 | 12 | 545.00 | 7 |
| 1957 | 144.00 | 9 | 144.00 | 9 | 145.00 | 8 | 148.00 | 8 | 152.00 | 7 | 157.00 | 7 | 173.00 | 7 | 198.00 | 8 | 236.00 | 5 | 569.00 | 8 |
| 1958 | 176.00 | 16 | 179.00 | 17 | 183.00 | 16 | 189.00 | 16 | 208.00 | 16 | 213.00 | 13 | 243.00 | 12 | 311.00 | 14 | 461.00 | 19 | 731.00 | 13 |
| 1959 | 232.00 | 23 | 236.00 | 23 | 247.00 | 23 | 254.00 | 23 | 292.00 | 24 | 382.00 | 26 | 605.00 | 29 | 659.00 | 28 | 865.00 | 28 | 1070.00 | 25 |
| 1960 | 152.00 | 11 | 156.00 | 11 | 160.00 | 12 | 166.00 | 11 | 189.00 | 13 | 244.00 | 17 | 340.00 | 21 | 398.00 | 20 | 523.00 | 21 | 853.00 | 18 |
| 1961 | 200.00 | 20 | 202.00 | 20 | 209.00 | 20 | 212.00 | 19 | 222.00 | 18 | 229.00 | 15 | 259.00 | 14 | 259.00 | 12 | 280.00 | 11 | 713.00 | 11 |
| 1962 | 310.00 | 29 | 314.00 | 29 | 329.00 | 29 | 339.00 | 29 | 382.00 | 28 | 491.00 | 28 | 566.00 | 28 | 631.00 | 27 | 661.00 | 25 | 1000.00 | 23 |
| 1963 | 116.00 | 3 | 119.00 | 3 | 125.00 | 3 | 135.00 | 5 | 152.00 | 8 | 159.00 | 8 | 179.00 | 9 | 195.00 | 6 | 191.00 | 2 | 456.00 | 4 |
| 1964 | 128.00 | 5 | 128.00 | 5 | 129.00 | 4 | 134.00 | 4 | 137.00 | 3 | 153.00 | 5 | 164.00 | 4 | 169.00 | 4 | 200.00 | 4 | 365.00 | 1 |
| 1965 | 106.00 | 2 | 106.00 | 2 | 107.00 | 2 | 112.00 | 2 | 143.00 | 4 | 147.00 | 3 | 153.00 | 3 | 159.00 | 3 | 237.00 | 6 | 535.00 | 6 |
| 1966 | 217.00 | 21 | 223.00 | 21 | 225.00 | 21 | 234.00 | 21 | 270.00 | 21 | 313.00 | 23 | 330.00 | 18 | 374.00 | 18 | 391.00 | 15 | 674.00 | 9 |
| 1967 | 87.00 | 1 | 88.70 | 1 | 93.40 | 1 | 102.00 | 1 | 104.00 | 1 | 122.00 | 1 | 135.00 | 1 | 158.00 | 2 | 272.00 | 9 | 832.00 | 17 |
| 1968 | 137.00 | 7 | 137.00 | 7 | 138.00 | 7 | 141.00 | 7 | 145.00 | 5 | 153.00 | 4 | 175.00 | 8 | 232.00 | 11 | 369.00 | 13 | 960.00 | 21 |
| 1969 | 226.00 | 22 | 229.00 | 22 | 235.00 | 22 | 250.00 | 22 | 282.00 | 22 | 285.00 | 18 | 338.00 | 20 | 402.00 | 21 | 621.00 | 23 | 971.00 | 22 |
| 1970 | 167.00 | 14 | 171.00 | 14 | 184.00 | 17 | 189.00 | 17 | 206.00 | 15 | 236.00 | 16 | 289.00 | 16 | 377.00 | 19 | 434.00 | 18 | 704.00 | 10 |
| 1971 | 185.00 | 18 | 188.00 | 18 | 197.00 | 18 | 231.00 | 20 | 242.00 | 19 | 290.00 | 19 | 334.00 | 19 | 418.00 | 23 | 519.00 | 20 | 864.00 | 19 |
| 1972 | 161.00 | 13 | 165.00 | 13 | 170.00 | 13 | 179.00 | 13 | 184.00 | 12 | 201.00 | 11 | 212.00 | 11 | 222.00 | 10 | 256.00 | 8 | 461.00 | 5 |
| 1973 | 271.00 | 28 | 274.00 | 28 | 278.00 | 28 | 306.00 | 27 | 363.00 | 27 | 393.00 | 27 | 448.00 | 26 | 572.00 | 26 | 923.00 | 29 | 1420.00 | 29 |

HIGHEST MEAN DISCHARGE, IN CFS, AND RANKING, FOR THE FOLLOWING NUMBER OF CONSECUTIVE DAYS IN YEAR ENDING SEPTEMBER 30

| YEAR | 1 | 3 | 7 | 15 | 30 | 60 | 90 | 120 | 183 | ANNUAL |
|---|---|---|---|---|---|---|---|---|---|---|
| 1944 | 4990.0 7 | 4530.0 7 | 4180.0 6 | 3880.0 3 | 3060.0 3 | 2420.0 2 | 2110.0 2 | 1840.0 3 | 1370.0 8 | 849.0 10 |
| 1945 | 3950.0 13 | 3890.0 12 | 3430.0 11 | 2570.0 15 | 1890.0 16 | 1570.0 17 | 1400.0 16 | 1260.0 16 | 1050.0 19 | 674.0 21 |
| 1946 | 3170.0 20 | 3010.0 20 | 2670.0 19 | 2030.0 24 | 1450.0 27 | 1310.0 25 | 1340.0 20 | 1180.0 22 | 1100.0 15 | 750.0 16 |
| 1947 | 2860.0 24 | 2740.0 24 | 2380.0 25 | 2100.0 21 | 1770.0 22 | 1550.0 18 | 1400.0 17 | 1180.0 23 | 982.0 21 | 658.0 22 |
| 1948 | 3090.0 21 | 2870.0 23 | 2500.0 24 | 2040.0 22 | 1660.0 23 | 1600.0 16 | 1510.0 13 | 1340.0 15 | 1080.0 16 | 726.0 17 |
| 1949 | 4240.0 11 | 3950.0 10 | 3340.0 13 | 2740.0 13 | 2090.0 14 | 1900.0 8 | 1610.0 10 | 1400.0 12 | 1200.0 11 | 754.0 15 |
| 1950 | 7600.0 1 | 7150.0 1 | 6180.0 1 | 5390.0 1 | 4340.0 1 | 3420.0 1 | 3410.0 1 | 3310.0 1 | 2610.0 1 | 1580.0 1 |
| 1951 | 3840.0 15 | 3670.0 15 | 3360.0 12 | 2910.0 9 | 2390.0 9 | 2100.0 5 | 1940.0 5 | 1760.0 5 | 1500.0 5 | 1060.0 4 |
| 1952 | 3060.0 23 | 2930.0 21 | 2620.0 21 | 2520.0 16 | 2240.0 12 | 1860.0 9 | 1730.0 7 | 1720.0 6 | 1560.0 3 | 1080.0 3 |
| 1953 | 1840.0 29 | 1690.0 29 | 1530.0 29 | 1300.0 29 | 1130.0 29 | 1020.0 29 | 950.0 28 | 881.0 27 | 767.0 28 | 523.0 27 |
| 1954 | 2150.0 28 | 2040.0 28 | 1840.0 27 | 1660.0 27 | 1610.0 24 | 1340.0 24 | 1090.0 26 | 960.0 26 | 771.0 27 | 493.0 28 |
| 1955 | 3540.0 16 | 3540.0 16 | 3250.0 14 | 2590.0 14 | 1850.0 20 | 1380.0 22 | 1290.0 22 | 1220.0 19 | 1170.0 12 | 813.0 13 |
| 1956 | 5650.0 6 | 5050.0 6 | 4070.0 7 | 3470.0 6 | 2620.0 4 | 1710.0 14 | 1490.0 15 | 1370.0 13 | 1060.0 17 | 721.0 18 |
| 1957 | 2460.0 27 | 2380.0 26 | 2140.0 26 | 2010.0 25 | 1890.0 17 | 1340.0 23 | 1120.0 25 | 1020.0 25 | 832.0 26 | 531.0 26 |
| 1958 | 2800.0 25 | 2720.0 25 | 2580.0 22 | 1960.0 26 | 1430.0 28 | 1300.0 26 | 1290.0 23 | 1240.0 18 | 957.0 23 | 833.0 11 |
| 1959 | 6800.0 2 | 6670.0 2 | 5860.0 2 | 4250.0 2 | 3170.0 2 | 2390.0 3 | 2090.0 3 | 1820.0 4 | 1440.0 7 | 973.0 6 |
| 1960 | 4180.0 12 | 3820.0 13 | 3210.0 15 | 2360.0 17 | 2200.0 13 | 1760.0 11 | 1500.0 14 | 1440.0 10 | 1300.0 10 | 946.0 7 |
| 1961 | 3300.0 19 | 3080.0 19 | 2740.0 18 | 2260.0 18 | 1860.0 19 | 1530.0 20 | 1380.0 18 | 1200.0 20 | 1050.0 18 | 694.0 20 |
| 1962 | 4260.0 10 | 3910.0 11 | 3170.0 16 | 2910.0 7 | 2270.0 10 | 1740.0 13 | 1580.0 11 | 1410.0 11 | 1170.0 13 | 763.0 14 |
| 1963 | 6500.0 3 | 5470.0 5 | 4300.0 5 | 2890.0 10 | 1950.0 15 | 1290.0 27 | 1010.0 27 | 849.0 29 | 753.0 29 | 476.0 29 |
| 1964 | 1680.0 30 | 1640.0 30 | 1490.0 30 | 1120.0 30 | 919.0 30 | 786.0 30 | 629.0 30 | 625.0 30 | 524.0 30 | 354.0 30 |
| 1965 | 2560.0 26 | 2120.0 27 | 1810.0 28 | 1550.0 28 | 1540.0 25 | 1440.0 21 | 1370.0 19 | 1250.0 17 | 1010.0 20 | 649.0 23 |
| 1966 | 3070.0 22 | 2880.0 22 | 2510.0 23 | 2030.0 23 | 1460.0 26 | 1050.0 28 | 927.0 29 | 869.0 28 | 883.0 25 | 586.0 25 |
| 1967 | 6450.0 5 | 6230.0 3 | 5110.0 3 | 3740.0 4 | 2540.0 5 | 1760.0 12 | 1650.0 8 | 1610.0 8 | 1540.0 4 | 943.0 8 |
| 1968 | 6490.0 4 | 6030.0 4 | 4900.0 4 | 3740.0 5 | 2440.0 7 | 2080.0 6 | 1780.0 6 | 1670.0 7 | 1460.0 6 | 1050.0 5 |
| 1969 | 4790.0 8 | 4410.0 8 | 3780.0 9 | 2910.0 8 | 2410.0 8 | 1830.0 10 | 1520.0 12 | 1460.0 9 | 1320.0 9 | 916.0 9 |
| 1970 | 3480.0 17 | 3310.0 17 | 2810.0 17 | 2170.0 19 | 1830.0 21 | 1610.0 15 | 1330.0 21 | 1180.0 21 | 961.0 22 | 708.0 19 |
| 1971 | 3390.0 18 | 3160.0 18 | 2640.0 20 | 2120.0 20 | 1880.0 18 | 1550.0 19 | 1220.0 24 | 1050.0 24 | 947.0 24 | 648.0 24 |
| 1972 | 3920.0 14 | 3770.0 14 | 3470.0 10 | 2860.0 11 | 2470.0 6 | 2050.0 7 | 1630.0 9 | 1360.0 14 | 1150.0 14 | 828.0 12 |
| 1973 | 4620.0 9 | 4360.0 9 | 3800.0 8 | 2810.0 12 | 2270.0 11 | 2110.0 4 | 1950.0 4 | 1920.0 2 | 1880.0 2 | 1350.0 2 |

STATISTICS ON NORMAL MONTHLY MEANS(ALL DAYS)

| OCT | NOV | DEC | JAN | FEB | MARCH | APRIL | MAY | JUNE | JULY | AUG | SEPT |
|---|---|---|---|---|---|---|---|---|---|---|---|
| BY ROWS(MEAN,VARIANCE,STANDARD DEVIATION, SKEWNESS, COEFF. OF VARIATION,PERCENTAGE OF AVERAGE FLOW) | | | | | | | | | | | |
| 0.4398E+03 | 0.5390E+03 | 0.7138E+03 | 0.9392E+03 | 0.1134E+04 | 0.1256E+04 | 0.1473E+04 | 0.1089E+04 | 0.7407E+03 | 0.5481E+03 | 0.3363E+03 | 0.3400E+03 |
| 0.1471E+06 | 0.1218E+06 | 0.2798E+06 | 0.5374E+06 | 0.5596E+06 | 0.2776E+06 | 0.5706E+06 | 0.2451E+06 | 0.8730E+05 | 0.7782E+05 | 0.7342E+05 | 0.7713E+05 |
| 0.3836E+03 | 0.3489E+03 | 0.5290E+03 | 0.7331E+03 | 0.7481E+03 | 0.5269E+03 | 0.7554E+03 | 0.4950E+03 | 0.2955E+03 | 0.2790E+03 | 0.2710E+03 | 0.2777E+03 |
| 0.2173E+01 | 0.2183E+01 | 0.1781E+01 | 0.1746E+01 | 0.9468E+00 | 0.7132E+00 | 0.1532E+01 | 0.7705E+00 | 0.6118E+00 | 0.1113E+01 | 0.2307E+01 | 0.2299E+01 |
| 0.8721E+00 | 0.6473E+00 | 0.7411E+00 | 0.7806E+00 | 0.6595E+00 | 0.4194E+00 | 0.5129E+00 | 0.4546E+00 | 0.3989E+00 | 0.5090E+00 | 0.7014E+00 | 0.8168E+00 |
| 0.4582E+01 | 0.5615E+01 | 0.7436E+01 | 0.9784E+01 | 0.1182E+02 | 0.1309E+02 | 0.1534E+02 | 0.1134E+02 | 0.7716E+01 | 0.5710E+01 | 0.4025E+01 | 0.3542E+01 |

STATISTICS ON NORMAL ANNUAL MEANS(ALL DAYS)

| MEAN | VARIANCE | STANDARD DEVIATION | SKEWNESS | COEFF. OF VARIATION | SERIAL CORR |
|---|---|---|---|---|---|
| 0.7977E+03 | 0.6634E+05 | 0.2576E+03 | 0.1096E+01 | 0.3229E+00 | 0.3390E+00 |

STATISTICS ON LOG MONTHLY MEANS(ALL DAYS)

| OCT | NOV | DEC | JAN | FEB | MARCH | APRIL | MAY | JUNE | JULY | AUG | SEPT |
|---|---|---|---|---|---|---|---|---|---|---|---|
| BY ROWS(MEAN,VARIANCE,STANDARD DEVIATION, SKEWNESS, COEFF. OF VARIATION,PERCENTAGE OF AVERAGE FLOW) | | | | | | | | | | | |
| 0.2532E+01 | 0.2656E+01 | 0.2754E+01 | 0.2853E+01 | 0.2957E+01 | 0.3061E+01 | 0.3117E+01 | 0.2991E+01 | 0.2836E+01 | 0.2690E+01 | 0.2516E+01 | 0.2437E+01 |
| 0.8868E-01 | 0.6926E-01 | 0.8997E-01 | 0.1122E+00 | 0.9677E-01 | 0.3552E-01 | 0.4598E-01 | 0.4471E-01 | 0.3012E-01 | 0.4261E-01 | 0.5579E-01 | 0.7244E-01 |
| 0.2978E+00 | 0.2632E+00 | 0.2999E+00 | 0.3350E+00 | 0.3111E+00 | 0.1885E+00 | 0.2144E+00 | 0.2115E+00 | 0.1736E+00 | 0.2064E+00 | 0.2362E+00 | 0.2691E+00 |
| 0.6926E+00 | -0.4228E-01 | 0.8995E-01 | -0.3197E-01 | -0.3254E+00 | -0.2418E+00 | -0.1328E-01 | -0.4328E+00 | 0.3083E-01 | 0.3741E+00 | 0.8973E+00 | 0.9291E+00 |
| 0.1176E+00 | 0.9909E-01 | 0.1089E+00 | 0.1174E+00 | 0.1052E+00 | 0.6157E-01 | 0.6878E-01 | 0.7070E-01 | 0.6119E-01 | 0.7675E-01 | 0.9390E-01 | 0.1104E+00 |
| 0.7580E+01 | 0.7951E+01 | 0.8245E+01 | 0.8543E+01 | 0.8853E+01 | 0.9165E+01 | 0.9334E+01 | 0.8955E+01 | 0.8492E+01 | 0.8053E+01 | 0.7532E+01 | 0.7297E+01 |

STATISTICS ON LOG ANNUAL MEANS(ALL DAYS)

| MEAN | VARIANCE | STANDARD DEVIATION | SKEWNESS | COEFF. OF VARIATION | SERIAL CORR |
|---|---|---|---|---|---|
| 0.2881E+01 | 0.1860E-01 | 0.1364E+00 | -0.2829E-01 | 0.4734E-01 | 0.3789E+00 |

ANNUAL PEAKS

| | | | |
|---|---|---|---|
| 1944 | 5650 | 1959 | 7120 |
| 1945 | 4050 | 1960 | 4300 |
| 1946 | 3170 | 1961 | 3300 |
| 1947 | 2930 | 1962 | 4370 |
| 1948 | 3090 | 1963 | 7000 |
| 1949 | 4360 | 1964 | 1680 |
| 1950 | 7800 | 1965 | 2790 |
| 1951 | 3940 | 1966 | 3120 |
| 1952 | 3140 | 1967 | 6680 |
| 1953 | 1840 | 1968 | 6600 |
| 1954 | 2150 | 1969 | 4890 |
| 1955 | 3540 | 1970 | 3500 |
| 1956 | 5800 | 1971 | 3410 |
| 1957 | 2540 | 1972 | 3960 |
| 1958 | 2880 | 1973 | 4720 |

## 03332000 Tippecanoe River at Pulaski, Ind.

LOCATION.--Lat 40°58'20", long 86°39'30", in sec.9, T.29 N., R.2 W., at highway bridge at Pulaski, Pulaski County, 11 miles (18 km) upstream from Big Monon Creek (Ketman ditch).

DRAINAGE AREA.--1,066 mi² (2,760 km²).

### DURATION TABLE OF DAILY DISCHARGE FOR YEAR ENDING SEPTEMBER 30

| CLASS | 0 | 1 | 2 | 3 | 4 | 5 | 6 | 7 | 8 | 9 | 10 | 11 | 12 | 13 | 14 | 15 | 16 | 17 | 18 | 19 | 20 | 21 | 22 | 23 | 24 | 25 | 26 | 27 | 28 | 29 | 30 | 31 | 32 | 33 | 34 | |
|---|---|---|---|---|---|---|---|---|---|---|---|---|---|---|---|---|---|---|---|---|---|---|---|---|---|---|---|---|---|---|---|---|---|---|---|---|
| YEAR | NUMBER OF DAYS IN CLASS | | | | | | | | | | | | | | | | | | | | | | | | | | | | | | | | | | | CFS_DAYS |
| 1928 | | | | | | 10 | 12 | 18 | 12 | 27 | 21 | 31 | 37 | 11 | 20 | 14 | 27 | 6 | 18 | 4 | 6 | 14 | 10 | 15 | 7 | 3 | 4 | 1 | 3 | 9 | 7 | 7 | 7 | 3 | 2 | 546942.0 |
| 1929 | | | | 13 | 22 | 48 | 14 | 18 | 24 | 14 | 14 | 11 | 8 | 10 | 9 | 5 | 10 | 8 | 11 | 28 | 18 | 17 | 16 | 9 | 11 | 6 | 6 | 4 | 1 | 4 | 1 | 3 | 2 | | | 397124.0 |
| 1930 | | | 24 | 29 | 15 | 19 | 14 | 10 | 9 | 19 | 13 | 14 | 13 | 6 | 18 | 13 | 13 | 12 | 15 | 16 | 9 | 8 | 6 | 5 | 6 | 8 | 3 | 5 | 5 | 14 | 1 | | 3 | 14 | 5 | 1 | 498689.0 |

| CLASS | CFS | TOTAL | ACCUM | PERCT | CLASS | CFS | TOTAL | ACCUM | PERCT | CLASS | CFS | TOTAL | ACCUM | PERCT | CLASS | CFS | TOTAL | ACCUM | PERCT |
|---|---|---|---|---|---|---|---|---|---|---|---|---|---|---|---|---|---|---|---|
| 0 | 0.00 | 0 | 1096 | 100.0 | 9 | 530.00 | 54 | 752 | 68.6 | 18 | 1300.0 | 62 | 355 | 32.4 | 27 | 3400 | 7 | 93 | 8.4 |
| 1 | 232.00 | 24 | 1096 | 100.0 | 10 | 590.00 | 46 | 698 | 63.7 | 19 | 1500.0 | 31 | 293 | 26.7 | 28 | 3700 | 21 | 86 | 7.8 |
| 2 | 260.00 | 42 | 1072 | 97.8 | 11 | 650.00 | 52 | 652 | 59.5 | 20 | 1600.0 | 31 | 262 | 23.9 | 29 | 4100 | 11 | 65 | 5.9 |
| 3 | 290.00 | 37 | 1030 | 94.0 | 12 | 720.00 | 53 | 600 | 54.7 | 21 | 1800.0 | 36 | 231 | 21.1 | 30 | 4600 | 10 | 54 | 4.9 |
| 4 | 320.00 | 67 | 993 | 90.6 | 13 | 800.00 | 38 | 547 | 49.9 | 22 | 2000.0 | 24 | 195 | 17.8 | 31 | 5100 | 12 | 44 | 4.0 |
| 5 | 350.00 | 38 | 926 | 84.5 | 14 | 880.00 | 38 | 509 | 46.4 | 23 | 2200.0 | 32 | 171 | 15.6 | 32 | 5600 | 21 | 32 | 2.9 |
| 6 | 390.00 | 40 | 888 | 81.0 | 15 | 980.00 | 37 | 471 | 43.0 | 24 | 2500.0 | 21 | 139 | 12.7 | 33 | 6300 | 8 | 11 | 1.0 |
| 7 | 430.00 | 51 | 848 | 77.4 | 16 | 1100.00 | 47 | 434 | 39.6 | 25 | 2700.0 | 12 | 118 | 10.8 | 34 | 6900 | 3 | 3 | .2 |
| 8 | 480.00 | 45 | 797 | 72.7 | 17 | 1200.00 | 32 | 387 | 35.3 | 26 | 3000.0 | 13 | 106 | 9.7 | | | | | |

### LOWEST MEAN DISCHARGE, IN CFS, AND RANKING, FOR THE FOLLOWING NUMBER OF CONSECUTIVE DAYS IN YEAR ENDING MARCH 31

| YEAR | 1 | | 3 | | 7 | | 14 | | 30 | | 60 | | 90 | | 120 | | 183 | | ANNUAL | |
|---|---|---|---|---|---|---|---|---|---|---|---|---|---|---|---|---|---|---|---|---|
| 1929 | 295.00 | 3 | 301.00 | 3 | 312.00 | 3 | 320.00 | 3 | 326.00 | 3 | 351.00 | 3 | 391.00 | 3 | 464.00 | 2 | 515.00 | 2 | 904.00 | 2 |
| 1930 | 235.00 | 2 | 245.00 | 2 | 263.00 | 2 | 268.00 | 2 | 276.00 | 2 | 302.00 | 2 | 390.00 | 2 | 469.00 | 3 | 557.00 | 3 | 1530.00 | 3 |
| 1931 | 232.00 | 1 | 235.00 | 1 | 236.00 | 1 | 236.00 | 1 | 237.00 | 1 | 240.00 | 1 | 247.00 | 1 | 265.00 | 1 | 299.00 | 1 | 526.00 | 1 |

### HIGHEST MEAN DISCHARGE, IN CFS, AND RANKING, FOR THE FOLLOWING NUMBER OF CONSECUTIVE DAYS IN YEAR ENDING SEPTEMBER 30

| YEAR | 1 | | 3 | | 7 | | 15 | | 30 | | 60 | | 90 | | 120 | | 183 | | ANNUAL | |
|---|---|---|---|---|---|---|---|---|---|---|---|---|---|---|---|---|---|---|---|---|
| 1928 | 7410.0 | 1 | 6940.0 | 1 | 6310.0 | 1 | 5920.0 | 2 | 4630.0 | 2 | 3980.0 | 2 | 3530.0 | 1 | 2970.0 | 1 | 2320.0 | 1 | 1490.0 | 1 |
| 1929 | 5440.0 | 3 | 5170.0 | 3 | 4760.0 | 3 | 3810.0 | 3 | 2720.0 | 3 | 2120.0 | 3 | 2070.0 | 3 | 2030.0 | 3 | 1700.0 | 3 | 1090.0 | 3 |
| 1930 | 6930.0 | 2 | 6670.0 | 2 | 6300.0 | 2 | 6180.0 | 1 | 5620.0 | 1 | 4310.0 | 1 | 3430.0 | 2 | 2870.0 | 2 | 2310.0 | 2 | 1370.0 | 2 |

### STATISTICS ON NORMAL MONTHLY MEANS(ALL DAYS)

| OCT | NOV | DEC | JAN | FEB | MARCH | APRIL | MAY | JUNE | JULY | AUG | SEPT |
|---|---|---|---|---|---|---|---|---|---|---|---|
| BY ROWS(MEAN,VARIANCE,STANDARD DEVIATION, SKEWNESS, COEFF. OF VARIATION,PERCENTAGE OF AVERAGE FLOW) | | | | | | | | | | | |
| 0.5696E+03 | 0.6119E+03 | 0.1851E+04 | 0.2960E+04 | 0.1648E+04 | 0.1127E+04 | 0.1111E+04 | 0.9308E+03 | 0.4872E+03 | 0.3649E+03 | 0.4236E+03 | 0.2859E+03 |
| 0.2523E+06 | 0.1532E+06 | 0.3452E+07 | 0.4684E+07 | 0.8602E+06 | 0.1885E+06 | 0.7133E+06 | 0.6446E+06 | 0.1200E+06 | 0.7025E+05 | 0.1104E+06 | 0.5629E+05 |
| 0.5023E+03 | 0.3914E+03 | 0.1858E+04 | 0.2165E+04 | 0.9275E+03 | 0.4342E+03 | 0.8446E+03 | 0.8029E+03 | 0.3464E+03 | 0.2650E+03 | 0.3323E+03 | 0.2373E+03 |
| 0.1926E+01 | 0.9859E+00 | 0.1292E+01 | 0.4777E-01 | -0.1403E+01 | -0.1434E+01 | -0.7994E+00 | 0.1199E+00 | -0.1259E+01 | -0.1103E+01 | -0.6027E+00 | 0.9370E-01 |
| 0.8819E+00 | 0.6397E+00 | 0.1004E+01 | 0.7316E+00 | 0.5629E+00 | 0.3852E+00 | 0.7605E+00 | 0.8626E+00 | 0.7111E+00 | 0.7262E+00 | 0.7844E+00 | 0.8298E+00 |
| 0.4604E+01 | 0.4947E+01 | 0.1496E+02 | 0.2393E+02 | 0.1332E+02 | 0.9113E+01 | 0.8978E+01 | 0.7525E+01 | 0.3938E+01 | 0.2950E+01 | 0.3425E+01 | 0.2312E+01 |

### STATISTICS ON NORMAL ANNUAL MEANS(ALL DAYS)

| MEAN | VARIANCE | STANDARD DEVIATION | SKEWNESS | COEFF. OF VARIATION | SERIAL CORR |
|---|---|---|---|---|---|
| 0.1074E+04 | 0.2625E+06 | 0.5123E+03 | -0.1400E+01 | 0.4768E+00 | -0.4601E+00 |

STATISTICS ON LOG MONTHLY MEANS(ALL DAYS)

| OCT | NOV | DEC | JAN | FEB | MARCH | APRIL | MAY | JUNE | JULY | AUG | SEPT |
|---|---|---|---|---|---|---|---|---|---|---|---|
| BY ROWS(MEAN,VARIANCE,STANDARD DEVIATION, SKEWNESS, COEFF. OF VARIATION,PERCENTAGE OF AVERAGE FLOW) | | | | | | | | | | | |
| 0.2653E+01 | 0.2718E+01 | 0.3077E+01 | 0.3318E+01 | 0.3117E+01 | 0.3019E+01 | 0.2364E+01 | 0.2291E+01 | 0.2104E+01 | 0.2008E+01 | 0.2046E+01 | 0.1915E+01 |
| 0.1033E+00 | 0.8197E-01 | 0.2377E+00 | 0.2463E+00 | 0.1596E+00 | 0.4536E-01 | 0.2501E+01 | 0.2368E+01 | 0.1974E+01 | 0.1800E+01 | 0.1883E+01 | 0.1653E+01 |
| 0.3213E+00 | 0.2463E+00 | 0.4876E+00 | 0.4963E+00 | 0.3995E+00 | 0.2130E+00 | 0.1581E+01 | 0.1539E+01 | 0.1405E+01 | 0.1342E+01 | 0.1372E+01 | 0.1286E+01 |
| 0.1609E+01 | 0.9736E-01 | 0.1647E+00 | -0.1424E+01 | -0.1834E+01 | -0.1750E+01 | -0.1960E+01 | -0.1911E+01 | -0.1982E+01 | -0.1970E+01 | -0.1931E+01 | -0.1916E+01 |
| 0.1211E+00 | 0.1054E+00 | 0.1584E+00 | 0.1496E+00 | 0.1281E+00 | 0.7056E-01 | 0.6689E+00 | 0.6717E+00 | 0.6677E+00 | 0.6684E+00 | 0.6706E+00 | 0.6713E+00 |
| 0.8663E+01 | 0.8872E+01 | 0.1005E+02 | 0.1083E+02 | 0.1018E+02 | 0.9855E+01 | 0.7718E+01 | 0.7479E+01 | 0.6870E+01 | 0.6554E+01 | 0.6680E+01 | 0.6253E+01 |

STATISTICS ON LOG ANNUAL MEANS(ALL DAYS)

| MEAN | VARIANCE | STANDARD DEVIATION | SKEWNESS | COEFF. OF VARIATION | SERIAL CORR |
|---|---|---|---|---|---|
| 0.2972E+01 | 0.8525E-01 | 0.2920E+00 | -0.1774E+01 | 0.9823E-01 | -0.3919E+00 |

**ANNUAL PEAKS**

| | |
|---|---|
| 1927 | 3910 |
| 1928 | 7410 |
| 1929 | 5440 |
| 1930 | 7490 |
| 1931 | 800 |

03332300 Little Indian Creek near Royal Center, Ind.

LOCATION.--Lat 40°52'53", 86°35'26", in NE¼NW¼ sec.13, T.28 N., R.2 W., White County, on right bank at downstream side of county road bridge, 2.9 miles (4.7 km) upstream from mouth, 3.2 miles (5.1 km) downstream from Fredericks ditch, and 4.8 miles (7.7 km) northwest of Royal Center Post Office.

DRAINAGE AREA.--35.0 mi² (90.6 km²).

DURATION TABLE OF DAILY DISCHARGE FOR YEAR ENDING SEPTEMBER 30

| CLASS | 0 | 1 | 2 | 3 | 4 | 5 | 6 | 7 | 8 | 9 | 10 | 11 | 12 | 13 | 14 | 15 | 16 | 17 | 18 | 19 | 20 | 21 | 22 | 23 | 24 | 25 | 26 | 27 | 28 | 29 | 30 | 31 | 32 | 33 | 34 | |
|---|---|---|---|---|---|---|---|---|---|---|---|---|---|---|---|---|---|---|---|---|---|---|---|---|---|---|---|---|---|---|---|---|---|---|---|---|
| YEAR | NUMBER OF DAYS IN CLASS | | | | | | | | | | | | | | | | | | | | | | | | | | | | | | | | | | | CFS_DAYS |
| 1960 | | | | | | | 1 | 3 | 2 | 5 | 4 | 25 | 25 | 25 | 16 | 21 | 19 | 26 | 31 | 32 | 36 | 25 | 18 | 14 | 11 | 5 | 4 | 7 | 2 | 3 | 1 | 5 | | | | 10183.8 |
| 1961 | | | | | | | | 4 | 16 | 4 | 15 | 50 | 37 | 7 | 11 | 13 | 18 | 27 | 25 | 21 | 26 | 12 | 17 | 12 | 7 | 8 | 6 | 13 | 2 | 8 | 4 | 2 | | | | 10548.8 |
| 1962 | | | | | | | | | | 5 | 9 | 11 | 19 | 6 | 23 | 32 | 23 | 25 | 40 | 38 | 45 | 20 | 18 | 9 | 11 | 3 | 4 | 9 | 1 | 4 | 7 | 1 | 2 | | | 11227.7 |
| 1963 | | | | | | | | | | 21 | 27 | 66 | 55 | 41 | 24 | 9 | 10 | 20 | 20 | 9 | 15 | 14 | 7 | 14 | 4 | 5 | | 2 | | 1 | | | | 1 | | 5431.1 |
| 1964 | | 6 | 3 | 12 | 11 | 5 | 16 | 13 | 22 | 21 | 40 | 46 | 12 | 26 | 13 | 18 | 17 | 17 | 20 | 6 | 8 | 8 | 4 | 5 | 8 | 3 | 2 | 2 | | 2 | | | | | | 4281.9 |
| 1965 | | | 9 | 37 | 12 | 16 | 13 | 9 | 4 | 15 | 20 | 19 | 24 | 22 | 18 | 20 | 12 | 11 | 11 | 14 | 10 | 12 | 11 | 10 | 11 | 7 | 5 | 9 | 1 | 2 | 1 | | | | | 6586.4 |
| 1966 | | | | | | | 10 | 22 | 22 | 18 | 18 | 11 | 13 | 29 | 24 | 16 | 27 | 22 | 25 | 33 | 19 | 15 | 9 | 8 | 9 | 2 | 6 | 2 | 1 | 1 | 1 | | 2 | | | 6995.9 |
| 1967 | | | | | | | 14 | 39 | 25 | 29 | 9 | 7 | 7 | 2 | 13 | 23 | 14 | 24 | 24 | 12 | 21 | 20 | 18 | 17 | 15 | 8 | 4 | 6 | 4 | 4 | 2 | 2 | 2 | | | 9910.6 |
| 1968 | | | | | | | | | 14 | 6 | 6 | 8 | 16 | 16 | 10 | 15 | 16 | 33 | 53 | 21 | 24 | 11 | 27 | 22 | 11 | 12 | 6 | 7 | 5 | 6 | 5 | 7 | 5 | 2 | 2 | 16337.6 |
| 1969 | | | | | | | | | | | | 22 | 37 | 16 | 6 | 14 | 14 | 29 | 47 | 19 | 31 | 31 | 26 | 17 | 10 | 14 | 5 | 8 | 4 | 4 | 5 | 3 | 2 | 1 | | 13256.0 |
| 1970 | | | | | | | | | | | 8 | 10 | 10 | 22 | 19 | 49 | 34 | 26 | 26 | 21 | 29 | 30 | 14 | 12 | 12 | 8 | 8 | 9 | 5 | 3 | 5 | 2 | 1 | 2 | | 12487.8 |
| 1971 | | | | | | | | | | 7 | 9 | 15 | 20 | 32 | 25 | 41 | 25 | 31 | 46 | 25 | 23 | 13 | 8 | 8 | 8 | 7 | 5 | 5 | 1 | 2 | 2 | 3 | 2 | 2 | | 9816.5 |
| 1972 | | | | | | | | | 1 | 2 | 2 | 4 | 3 | 6 | 32 | 53 | 35 | 31 | 28 | 31 | 31 | 24 | 16 | 15 | 12 | 11 | 10 | 12 | 4 | 2 | 1 | | | | | 10737.7 |
| 1973 | | | | | | | | | | | | | 6 | 5 | 17 | 13 | 14 | 12 | 15 | 15 | 34 | 33 | 34 | 46 | 42 | 23 | 17 | 10 | 11 | 10 | 5 | 1 | 2 | | | 18828.1 |

| CLASS | CFS | TOTAL | ACCUM | PERCT | CLASS | CFS | TOTAL | ACCUM | PERCT | CLASS | CFS | TOTAL | ACCUM | PERCT | CLASS | CFS | TOTAL | ACCUM | PERCT |
|---|---|---|---|---|---|---|---|---|---|---|---|---|---|---|---|---|---|---|---|
| 0 | 0.00 | 0 | 5114 | 100.0 | 9 | 2.60 | 133 | 4753 | 92.9 | 18 | 16.0 | 411 | 2420 | 47.3 | 27 | 100 | 101 | 287 | 5.6 |
| 1 | 0.50 | 6 | 5114 | 100.0 | 10 | 3.20 | 167 | 4620 | 90.3 | 19 | 20.0 | 297 | 2009 | 39.3 | 28 | 130 | 41 | 186 | 3.6 |
| 2 | 0.60 | 12 | 5108 | 99.9 | 11 | 3.90 | 294 | 4453 | 87.1 | 20 | 24.0 | 352 | 1712 | 33.5 | 29 | 150 | 52 | 145 | 2.8 |
| 3 | 0.80 | 49 | 5096 | 99.6 | 12 | 4.80 | 284 | 4159 | 81.3 | 21 | 30.0 | 268 | 1360 | 26.6 | 30 | 190 | 39 | 93 | 1.8 |
| 4 | 0.90 | 23 | 5047 | 98.7 | 13 | 5.80 | 255 | 3875 | 75.8 | 22 | 37.0 | 227 | 1092 | 21.4 | 31 | 230 | 26 | 54 | 1.0 |
| 5 | 1.10 | 21 | 5024 | 98.2 | 14 | 7.20 | 251 | 3620 | 70.8 | 23 | 45.0 | 209 | 865 | 16.9 | 32 | 290 | 18 | 28 | .5 |
| 6 | 1.40 | 54 | 5003 | 97.8 | 15 | 8.80 | 337 | 3369 | 65.9 | 24 | 55.0 | 171 | 656 | 12.8 | 33 | 350 | 8 | 10 | .1 |
| 7 | 1.70 | 90 | 4949 | 96.8 | 16 | 11.00 | 278 | 3032 | 59.3 | 25 | 68.0 | 116 | 485 | 9.5 | 34 | 430 | 2 | 2 | .0 |
| 8 | 2.10 | 106 | 4859 | 95.0 | 17 | 13.00 | 334 | 2754 | 53.9 | 26 | 84.0 | 82 | 369 | 7.2 | | | | | |

LOWEST MEAN DISCHARGE, IN CFS, AND RANKING, FOR THE FOLLOWING NUMBER OF CONSECUTIVE DAYS IN YEAR ENDING MARCH 31

| YEAR | 1 | | 3 | | 7 | | 14 | | 30 | | 60 | | 90 | | 120 | | 183 | | ANNUAL | |
|---|---|---|---|---|---|---|---|---|---|---|---|---|---|---|---|---|---|---|---|---|
| 1961 | 2.00 | 6 | 2.00 | 6 | 2.07 | 6 | 2.09 | 5 | 2.86 | 5 | 3.91 | 6 | 4.32 | 5 | 4.43 | 5 | 4.98 | 3 | 23.20 | 5 |
| 1962 | 7.40 | 13 | 7.40 | 13 | 8.33 | 13 | 8.79 | 13 | 10.80 | 13 | 14.60 | 13 | 15.00 | 13 | 19.30 | 13 | 24.10 | 12 | 43.70 | 12 |
| 1963 | 3.00 | 9 | 3.00 | 9 | 3.00 | 7 | 3.01 | 7 | 3.96 | 7 | 4.39 | 7 | 4.74 | 7 | 5.12 | 6 | 6.01 | 5 | 14.10 | 2 |
| 1964 | 0.50 | 1 | 0.50 | 1 | 0.51 | 1 | 0.89 | 2 | 2.05 | 3 | 2.49 | 3 | 2.74 | 3 | 3.18 | 3 | 3.79 | 2 | 12.30 | 1 |
| 1965 | 0.60 | 2 | 0.67 | 2 | 0.69 | 2 | 0.81 | 1 | 0.82 | 1 | 0.87 | 1 | 0.92 | 1 | 1.08 | 1 | 2.97 | 1 | 17.20 | 3 |
| 1966 | 1.30 | 3 | 1.30 | 3 | 1.97 | 5 | 2.23 | 6 | 3.05 | 6 | 3.78 | 5 | 4.50 | 6 | 5.59 | 7 | 6.89 | 6 | 19.30 | 4 |
| 1967 | 1.50 | 4 | 1.53 | 5 | 1.61 | 4 | 1.64 | 3 | 1.78 | 2 | 1.81 | 2 | 1.96 | 2 | 2.26 | 2 | 5.76 | 4 | 23.50 | 7 |
| 1968 | 1.50 | 5 | 1.50 | 4 | 1.54 | 3 | 1.73 | 4 | 2.80 | 4 | 2.81 | 4 | 3.01 | 4 | 3.64 | 4 | 7.01 | 7 | 38.20 | 11 |
| 1969 | 3.80 | 11 | 3.93 | 11 | 4.36 | 12 | 4.63 | 11 | 5.15 | 10 | 5.29 | 8 | 8.09 | 9 | 12.40 | 9 | 19.40 | 9 | 36.00 | 9 |
| 1970 | 4.00 | 12 | 4.00 | 12 | 4.23 | 11 | 4.62 | 10 | 5.38 | 11 | 6.75 | 10 | 11.30 | 11 | 18.70 | 12 | 20.50 | 11 | 31.20 | 8 |
| 1971 | 3.40 | 10 | 3.40 | 10 | 3.49 | 9 | 4.29 | 9 | 4.56 | 9 | 8.25 | 11 | 9.39 | 10 | 14.40 | 10 | 20.20 | 10 | 37.60 | 10 |
| 1972 | 2.90 | 8 | 2.97 | 8 | 3.33 | 8 | 3.74 | 8 | 4.37 | 8 | 6.17 | 9 | 7.65 | 8 | 8.65 | 8 | 11.90 | 8 | 23.30 | 6 |
| 1973 | 2.30 | 7 | 2.70 | 7 | 3.53 | 10 | 4.85 | 12 | 7.42 | 12 | 9.74 | 12 | 12.80 | 12 | 16.80 | 11 | 29.40 | 13 | 50.90 | 13 |

HIGHEST MEAN DISCHARGE, IN CFS, AND RANKING, FOR THE FOLLOWING NUMBER OF CONSECUTIVE DAYS IN YEAR ENDING SEPTEMBER 30

| YEAR | 1 | | 3 | | 7 | | 15 | | 30 | | 60 | | 90 | | 120 | | 183 | | ANNUAL | |
|---|---|---|---|---|---|---|---|---|---|---|---|---|---|---|---|---|---|---|---|---|
| 1960 | 277.0 | 10 | 235.0 | 9 | 149.0 | 10 | 88.6 | 11 | 86.7 | 8 | 66.8 | 8 | 56.7 | 8 | 49.8 | 8 | 43.3 | 8 | 27.8 | 8 |
| 1961 | 253.0 | 11 | 211.0 | 11 | 178.0 | 8 | 141.0 | 7 | 111.0 | 4 | 81.5 | 5 | 68.4 | 5 | 57.5 | 5 | 50.3 | 4 | 28.9 | 7 |
| 1962 | 298.0 | 9 | 259.0 | 8 | 180.0 | 7 | 158.0 | 5 | 119.0 | 3 | 85.3 | 3 | 73.6 | 4 | 61.7 | 3 | 49.3 | 5 | 30.8 | 5 |
| 1963 | 400.0 | 3 | 230.0 | 10 | 130.0 | 11 | 79.1 | 12 | 48.9 | 14 | 38.1 | 13 | 33.5 | 13 | 33.4 | 12 | 24.0 | 13 | 14.9 | 13 |
| 1964 | 176.0 | 14 | 132.0 | 14 | 82.4 | 14 | 62.5 | 14 | 50.1 | 13 | 37.9 | 14 | 30.0 | 14 | 26.0 | 14 | 20.5 | 14 | 11.7 | 14 |
| 1965 | 204.0 | 13 | 155.0 | 13 | 105.0 | 13 | 76.9 | 13 | 62.5 | 12 | 56.0 | 10 | 47.1 | 10 | 42.9 | 11 | 32.4 | 12 | 18.0 | 12 |
| 1966 | 338.0 | 7 | 277.0 | 7 | 170.0 | 9 | 114.0 | 9 | 66.8 | 11 | 41.9 | 12 | 34.6 | 12 | 29.2 | 13 | 32.6 | 11 | 19.2 | 11 |
| 1967 | 319.0 | 8 | 289.0 | 6 | 201.0 | 6 | 117.0 | 8 | 72.8 | 10 | 70.4 | 7 | 60.1 | 6 | 52.8 | 6 | 48.0 | 7 | 27.2 | 9 |
| 1968 | 436.0 | 1 | 374.0 | 1 | 332.0 | 1 | 228.0 | 1 | 134.0 | 2 | 117.0 | 1 | 94.4 | 1 | 77.6 | 1 | 65.2 | 2 | 44.6 | 2 |
| 1969 | 387.0 | 4 | 358.0 | 3 | 250.0 | 4 | 160.0 | 4 | 106.0 | 5 | 71.3 | 6 | 57.8 | 7 | 52.1 | 7 | 50.5 | 3 | 36.3 | 3 |
| 1970 | 415.0 | 2 | 374.0 | 2 | 270.0 | 2 | 173.0 | 2 | 138.0 | 1 | 99.4 | 2 | 74.7 | 3 | 60.3 | 4 | 48.4 | 6 | 34.2 | 4 |
| 1971 | 365.0 | 5 | 321.0 | 4 | 260.0 | 3 | 161.0 | 3 | 87.2 | 7 | 55.7 | 11 | 40.9 | 11 | 47.0 | 9 | 37.7 | 10 | 26.9 | 10 |
| 1972 | 209.0 | 12 | 175.0 | 12 | 123.0 | 12 | 101.0 | 10 | 82.1 | 9 | 61.3 | 9 | 50.1 | 9 | 43.0 | 10 | 40.5 | 9 | 29.3 | 6 |
| 1973 | 343.0 | 6 | 290.0 | 5 | 227.0 | 5 | 141.0 | 6 | 101.0 | 6 | 84.3 | 4 | 75.6 | 2 | 76.3 | 2 | 71.4 | 1 | 51.6 | 1 |

STATISTICS ON NORMAL MONTHLY MEANS(ALL DAYS)

BY ROWS(MEAN,VARIANCE,STANDARD DEVIATION, SKEWNESS, COEFF. OF VARIATION,PERCENTAGE OF AVERAGE FLOW)

| OCT | NOV | DEC | JAN | FEB | MARCH | APRIL | MAY | JUNE | JULY | AUG | SEPT |
|---|---|---|---|---|---|---|---|---|---|---|---|
| 0.1121E+02 | 0.1922E+02 | 0.3589E+02 | 0.3196E+02 | 0.3508E+02 | 0.4521E+02 | 0.5321E+02 | 0.3755E+02 | 0.3510E+02 | 0.1765E+02 | 0.1169E+02 | 0.1092E+02 |
| 0.1769E+03 | 0.4080E+03 | 0.1280E+04 | 0.6762E+03 | 0.7707E+03 | 0.7163E+03 | 0.7761E+03 | 0.3753E+03 | 0.6095E+03 | 0.3019E+03 | 0.1385E+03 | 0.1676E+03 |
| 0.1330E+02 | 0.2020E+02 | 0.3578E+02 | 0.2600E+02 | 0.2776E+02 | 0.2676E+02 | 0.2786E+02 | 0.1937E+02 | 0.2469E+02 | 0.1738E+02 | 0.1177E+02 | 0.1295E+02 |
| 0.2675E+01 | 0.1565E+01 | 0.1471E+01 | 0.8725E+00 | 0.9398E+00 | 0.1243E+01 | 0.6941E+00 | 0.3302E+00 | 0.1150E+01 | 0.2660E+01 | 0.1636E+01 | 0.1905E+01 |
| 0.1187E+01 | 0.1051E+01 | 0.9969E+00 | 0.8136E+00 | 0.7913E+00 | 0.5920E+00 | 0.5236E+00 | 0.5159E+00 | 0.7033E+00 | 0.9844E+00 | 0.1007E+01 | 0.1186E+01 |
| 0.3252E+01 | 0.5576E+01 | 0.1041E+02 | 0.9273E+01 | 0.1018E+02 | 0.1312E+02 | 0.1544E+02 | 0.1089E+02 | 0.1018E+02 | 0.5121E+01 | 0.3392E+01 | 0.3167E+01 |

STATISTICS ON NORMAL ANNUAL MEANS(ALL DAYS)

| MEAN | VARIANCE | STANDARD DEVIATION | SKEWNESS | COEFF. OF VARIATION | SERIAL CORR |
|---|---|---|---|---|---|
| 0.2867E+02 | 0.1201E+03 | 0.1096E+02 | 0.4867E+00 | 0.3823E+00 | 0.5191E+00 |

STATISTICS ON LOG MONTHLY MEANS(ALL DAYS)

BY ROWS(MEAN,VARIANCE,STANDARD DEVIATION, SKEWNESS, COEFF. OF VARIATION,PERCENTAGE OF AVERAGE FLOW)

| OCT | NOV | DEC | JAN | FEB | MARCH | APRIL | MAY | JUNE | JULY | AUG | SEPT |
|---|---|---|---|---|---|---|---|---|---|---|---|
| 0.8345E+00 | 0.1049E+01 | 0.1279E+01 | 0.1342E+01 | 0.1392E+01 | 0.1593E+01 | 0.1665E+01 | 0.1510E+01 | 0.1451E+01 | 0.1120E+01 | 0.8845E+00 | 0.8136E+00 |
| 0.2095E+00 | 0.2536E+00 | 0.3524E+00 | 0.1791E+00 | 0.1684E+00 | 0.5547E-01 | 0.6302E-01 | 0.6831E-01 | 0.8877E-01 | 0.1046E+00 | 0.1659E+00 | 0.2019E+00 |
| 0.4577E+00 | 0.5036E+00 | 0.5936E+00 | 0.4232E+00 | 0.4103E+00 | 0.2355E+00 | 0.2510E+00 | 0.2614E+00 | 0.2979E+00 | 0.3234E+00 | 0.4073E+00 | 0.4493E+00 |
| -0.9378E-01 | -0.2908E+00 | -0.6322E+00 | -0.3768E+00 | -0.4191E+00 | 0.5186E+00 | -0.5246E+00 | -0.6143E+00 | 0.1233E+00 | 0.6465E+00 | 0.4866E+00 | 0.3114E+00 |
| 0.5485E+00 | 0.4802E+00 | 0.4640E+00 | 0.3155E+00 | 0.2948E+00 | 0.1479E+00 | 0.1508E+00 | 0.1731E+00 | 0.2053E+00 | 0.2888E+00 | 0.4605E+00 | 0.5523E+00 |
| 0.5588E+01 | 0.7023E+01 | 0.8567E+01 | 0.8984E+01 | 0.9321E+01 | 0.1067E+02 | 0.1115E+02 | 0.1011E+02 | 0.9717E+01 | 0.7499E+01 | 0.5924E+01 | 0.5449E+01 |

STATISTICS ON LOG ANNUAL MEANS(ALL DAYS)

| MEAN | VARIANCE | STANDARD DEVIATION | SKEWNESS | COEFF. OF VARIATION | SERIAL CORR |
|---|---|---|---|---|---|
| 0.1426E+01 | 0.3159E-01 | 0.1777E+00 | -0.4933E+00 | 0.1247E+00 | 0.6049E+00 |

**ANNUAL PEAKS**

| | |
|---|---|
| 1960 | 338 |
| 1961 | 282 |
| 1962 | 346 |
| 1963 | 500 |
| 1964 | 197 |
| 1965 | 239 |
| 1966 | 354 |
| 1967 | 337 |
| 1968 | 451 |
| 1969 | 393 |
| 1970 | 419 |
| 1971 | 390 |
| 1972 | 235 |
| 1973 | 349 |

## 03332400 Big Monon Creek near Francesville, Ind.

LOCATION.--Lat 40°59'03", long 86°51'43", in NW¼NE¼ sec.10, T.29 N., R.4 W., Pulaski County, on right bank at downstream side of county road bridge, 1.1 miles (1.8 km) east of Francesville, 1.6 miles (2.6 km) downstream from right-bank tributary, and 10.2 miles (16.4 km) upstream from mouth.

DRAINAGE AREA.--152 mi² (394 km²).

### DURATION TABLE OF DAILY DISCHARGE FOR YEAR ENDING SEPTEMBER 30

| CLASS | 0 | 1 | 2 | 3 | 4 | 5 | 6 | 7 | 8 | 9 | 10 | 11 | 12 | 13 | 14 | 15 | 16 | 17 | 18 | 19 | 20 | 21 | 22 | 23 | 24 | 25 | 26 | 27 | 28 | 29 | 30 | 31 | 32 | 33 | 34 |
|---|---|---|---|---|---|---|---|---|---|---|---|---|---|---|---|---|---|---|---|---|---|---|---|---|---|---|---|---|---|---|---|---|---|---|---|
| YEAR | NUMBER OF DAYS IN CLASS | | | | | | | | | | | | | | | | | | | | | | | | | | | | | | | | | | CFS_DAYS |
| 1960 | | | | | | 4 | 12 | 23 | 20 | 22 | 11 | 12 | 11 | 48 | 37 | 33 | 47 | 24 | 10 | 21 | 6 | 3 | 5 | 2 | 7 | | 1 | 3 | 3 | | 1 | | | | 53566.0 |
| 1961 | | | | | 17 | 4 | 12 | 38 | 16 | 17 | 31 | 18 | 19 | 12 | 30 | 30 | 24 | 21 | 11 | 12 | 14 | 9 | 7 | 6 | 5 | 3 | 4 | 2 | 2 | | | 1 | | | 55120.0 |
| 1962 | | | | | 3 | 22 | 14 | 15 | 6 | 19 | 13 | 7 | 13 | 19 | 32 | 31 | 44 | 38 | 24 | 21 | 11 | 9 | 5 | 5 | 8 | | 1 | 4 | 1 | | | | | | 57616.0 |
| 1963 | | | 10 | 16 | 24 | 43 | 19 | 49 | 48 | 33 | 17 | 22 | 20 | 12 | 4 | 5 | 22 | 6 | 5 | 1 | 2 | 2 | | | 1 | | 1 | | | 1 | 2 | | | | 25414.0 |
| 1964 | | | 11 | 37 | 51 | 36 | 32 | 19 | 20 | 41 | 36 | 21 | 17 | 21 | 9 | 7 | 5 | 1 | 1 | | 1 | | | | | | | | | | | | | | 15634.0 |
| 1965 | | 4 | 10 | 26 | 49 | 12 | 13 | 14 | 11 | 12 | 9 | 1 | 9 | 14 | 20 | 23 | 29 | 19 | 20 | 8 | 15 | 10 | 11 | 9 | 7 | 3 | 1 | 3 | 1 | 2 | | | | | | 45823.3 |
| 1966 | | | 5 | 7 | 13 | 18 | 19 | 7 | 4 | 4 | 6 | 27 | 32 | 43 | 52 | 19 | 22 | 21 | 10 | 5 | 13 | 6 | 4 | 5 | 6 | 8 | 2 | 2 | 1 | 1 | 1 | | | 2 | | 50397.0 |
| 1967 | | | | | 26 | 19 | 26 | 21 | 12 | 8 | 6 | 7 | 5 | 8 | 26 | 13 | 31 | 26 | 17 | 16 | 21 | 15 | 16 | 17 | 11 | 5 | 4 | 1 | 5 | 1 | | 1 | 1 | | | 64909.0 |
| 1968 | | | | | | 1 | 12 | 1 | 1 | 5 | 19 | 25 | 29 | 29 | 49 | 28 | 18 | 23 | 17 | 27 | 22 | 15 | 6 | 6 | 5 | 6 | 3 | 2 | 4 | 7 | | 5 | 1 | | | 73800.0 |
| 1969 | | | | | | | | 26 | 36 | 22 | 9 | 16 | 27 | 34 | 34 | 24 | 26 | 18 | 17 | 23 | 16 | 5 | 9 | 6 | 5 | 3 | 2 | 3 | 2 | 2 | | | | | | 59063.0 |
| 1970 | | | | | 1 | 7 | 9 | 15 | 18 | 8 | 34 | 18 | 12 | 39 | 34 | 24 | 36 | 34 | 19 | 9 | 14 | 7 | 7 | 3 | 4 | 2 | 4 | 2 | 1 | | 3 | 1 | | | | 50533.0 |
| 1971 | | | | | 1 | 1 | 3 | 12 | 24 | 19 | 23 | 33 | 31 | 68 | 44 | 23 | 17 | 21 | 8 | 4 | 15 | 8 | 1 | 3 | 1 | 2 | 2 | | 1 | | | | | | | 36313.0 |
| 1972 | | | | | | | | | | | 8 | 43 | 31 | 31 | 47 | 26 | 22 | 23 | 23 | 27 | 22 | 13 | 15 | 7 | 7 | 7 | 5 | 6 | 1 | | 1 | 1 | | | | 65789.0 |
| 1973 | | | | | | | | | | 5 | 20 | 11 | 13 | 13 | 9 | 16 | 25 | 29 | 31 | 29 | 64 | 30 | 26 | 15 | 13 | 3 | 5 | 3 | 2 | 2 | | 1 | | | | 83150.0 |

| CLASS | CFS | TOTAL | ACCUM | PERCT | CLASS | CFS | TOTAL | ACCUM | PERCT | CLASS | CFS | TOTAL | ACCUM | PERCT | CLASS | CFS | TOTAL | ACCUM | PERCT |
|---|---|---|---|---|---|---|---|---|---|---|---|---|---|---|---|---|---|---|---|
| 0 | 0.00 | 0 | 5114 | 100.0 | 9 | 34.00 | 207 | 4155 | 81.2 | 18 | 160.0 | 253 | 1338 | 26.2 | 27 | 750 | 28 | 102 | 1.9 |
| 1 | 8.50 | 4 | 5114 | 100.0 | 10 | 40.00 | 279 | 3948 | 77.2 | 19 | 190.0 | 193 | 1085 | 21.2 | 28 | 890 | 28 | 74 | 1.4 |
| 2 | 10.00 | 15 | 5110 | 99.9 | 11 | 48.00 | 282 | 3669 | 71.7 | 20 | 220.0 | 264 | 892 | 17.4 | 29 | 1100 | 21 | 46 | .8 |
| 3 | 12.00 | 54 | 5095 | 99.6 | 12 | 57.00 | 258 | 3387 | 66.2 | 21 | 270.0 | 154 | 628 | 12.3 | 30 | 1300 | 8 | 25 | .4 |
| 4 | 14.00 | 143 | 5041 | 98.6 | 13 | 67.00 | 352 | 3129 | 61.2 | 22 | 320.0 | 114 | 474 | 9.3 | 31 | 1500 | 12 | 17 | .3 |
| 5 | 17.00 | 153 | 4898 | 95.8 | 14 | 80.00 | 427 | 2777 | 54.3 | 23 | 380.0 | 91 | 360 | 7.0 | 32 | 1800 | 3 | 5 | .0 |
| 6 | 20.00 | 191 | 4745 | 92.8 | 15 | 95.00 | 318 | 2350 | 46.0 | 24 | 450.0 | 73 | 269 | 5.3 | 33 | 2100 | | 2 | .0 |
| 7 | 24.00 | 159 | 4554 | 89.0 | 16 | 110.00 | 330 | 2032 | 39.7 | 25 | 530.0 | 62 | 196 | 3.8 | 34 | 2500 | 2 | 2 | .0 |
| 8 | 28.00 | 240 | 4395 | 85.9 | 17 | 130.00 | 364 | 1702 | 33.3 | 26 | 630.0 | 32 | 134 | 2.6 | | | | | |

### LOWEST MEAN DISCHARGE, IN CFS, AND RANKING, FOR THE FOLLOWING NUMBER OF CONSECUTIVE DAYS IN YEAR ENDING MARCH 31

| YEAR | 1 | | 3 | | 7 | | 14 | | 30 | | 60 | | 90 | | 120 | | 183 | | ANNUAL | |
|---|---|---|---|---|---|---|---|---|---|---|---|---|---|---|---|---|---|---|---|---|
| 1961 | 18.00 | 9 | 18.00 | 9 | 18.00 | 6 | 18.40 | 6 | 25.50 | 8 | 30.90 | 7 | 32.70 | 6 | 35.80 | 6 | 37.00 | 4 | 109.00 | 4 |
| 1962 | 53.00 | 13 | 53.00 | 13 | 55.90 | 13 | 60.80 | 13 | 73.90 | 13 | 114.00 | 13 | 127.00 | 13 | 152.00 | 13 | 150.00 | 12 | 225.00 | 12 |
| 1963 | 12.00 | 4 | 12.00 | 4 | 12.00 | 4 | 16.10 | 5 | 18.00 | 5 | 25.80 | 6 | 29.90 | 5 | 31.20 | 5 | 31.10 | 3 | 83.70 | 2 |
| 1964 | 12.00 | 5 | 12.00 | 5 | 12.30 | 5 | 13.10 | 4 | 15.60 | 4 | 16.60 | 3 | 16.80 | 2 | 17.40 | 1 | 20.80 | 1 | 41.70 | 1 |
| 1965 | 8.50 | 1 | 9.37 | 1 | 10.10 | 1 | 11.00 | 1 | 13.10 | 1 | 13.70 | 1 | 15.30 | 1 | 18.10 | 2 | 29.50 | 2 | 90.80 | 3 |
| 1966 | 10.00 | 2 | 10.00 | 2 | 10.60 | 2 | 12.40 | 3 | 14.30 | 2 | 20.70 | 4 | 40.60 | 8 | 56.80 | 8 | 64.70 | 7 | 141.00 | 7 |
| 1967 | 11.00 | 3 | 11.00 | 3 | 11.30 | 3 | 12.20 | 2 | 15.20 | 3 | 16.40 | 2 | 16.90 | 3 | 19.70 | 3 | 46.90 | 5 | 167.00 | 9 |
| 1968 | 16.00 | 6 | 17.70 | 6 | 18.70 | 7 | 20.60 | 7 | 21.40 | 6 | 24.90 | 5 | 25.50 | 4 | 30.80 | 4 | 50.60 | 6 | 179.00 | 11 |
| 1969 | 32.00 | 11 | 32.30 | 11 | 33.40 | 11 | 34.80 | 11 | 36.30 | 10 | 40.40 | 10 | 48.70 | 9 | 63.40 | 9 | 88.60 | 11 | 169.00 | 10 |
| 1970 | 28.00 | 10 | 28.30 | 10 | 30.00 | 10 | 31.50 | 9 | 33.30 | 9 | 37.20 | 9 | 57.80 | 10 | 73.70 | 11 | 79.30 | 10 | 146.00 | 8 |
| 1971 | 16.00 | 7 | 17.70 | 7 | 18.70 | 8 | 21.70 | 8 | 23.30 | 7 | 31.60 | 8 | 39.20 | 7 | 52.30 | 7 | 65.50 | 8 | 137.00 | 6 |
| 1972 | 16.00 | 8 | 18.00 | 8 | 25.70 | 9 | 33.90 | 10 | 40.90 | 11 | 48.00 | 11 | 61.20 | 11 | 72.50 | 10 | 76.20 | 9 | 119.00 | 5 |
| 1973 | 44.00 | 12 | 45.30 | 12 | 47.30 | 12 | 50.40 | 12 | 68.60 | 12 | 75.80 | 12 | 81.10 | 12 | 99.40 | 12 | 162.00 | 13 | 249.00 | 13 |

### HIGHEST MEAN DISCHARGE, IN CFS, AND RANKING, FOR THE FOLLOWING NUMBER OF CONSECUTIVE DAYS IN YEAR ENDING SEPTEMBER 30

| YEAR | 1 | | 3 | | 7 | | 15 | | 30 | | 60 | | 90 | | 120 | | 183 | | ANNUAL | |
|---|---|---|---|---|---|---|---|---|---|---|---|---|---|---|---|---|---|---|---|---|
| 1960 | 1560.0 | 6 | 1100.0 | 10 | 746.0 | 10 | 457.0 | 11 | 454.0 | 8 | 302.0 | 10 | 275.0 | 10 | 247.0 | 10 | 214.0 | 10 | 146.0 | 8 |
| 1961 | 1940.0 | 3 | 1440.0 | 5 | 1030.0 | 4 | 686.0 | 4 | 521.0 | 1 | 370.0 | 7 | 311.0 | 6 | 272.0 | 7 | 239.0 | 7 | 151.0 | 7 |
| 1962 | 1110.0 | 12 | 895.0 | 12 | 665.0 | 11 | 569.0 | 6 | 439.0 | 9 | 329.0 | 8 | 314.0 | 5 | 280.0 | 5 | 247.0 | 6 | 158.0 | 6 |
| 1963 | 1700.0 | 5 | 1580.0 | 3 | 971.0 | 5 | 549.0 | 8 | 353.0 | 12 | 223.0 | 12 | 174.0 | 12 | 149.0 | 12 | 108.0 | 13 | 69.6 | 13 |
| 1964 | 274.0 | 14 | 208.0 | 14 | 150.0 | 14 | 136.0 | 14 | 104.0 | 14 | 85.8 | 14 | 78.8 | 14 | 75.5 | 14 | 62.9 | 14 | 42.7 | 14 |
| 1965 | 1280.0 | 11 | 1020.0 | 11 | 607.0 | 12 | 427.0 | 12 | 393.0 | 11 | 325.0 | 9 | 287.0 | 9 | 271.0 | 8 | 215.0 | 9 | 126.0 | 11 |
| 1966 | 2510.0 | 1 | 2140.0 | 1 | 1270.0 | 2 | 774.0 | 2 | 458.0 | 7 | 293.0 | 11 | 247.0 | 11 | 208.0 | 11 | 225.0 | 8 | 138.0 | 9 |
| 1967 | 1900.0 | 4 | 1560.0 | 4 | 1120.0 | 3 | 698.0 | 3 | 478.0 | 4 | 400.0 | 2 | 362.0 | 1 | 311.0 | 3 | 299.0 | 2 | 178.0 | 4 |
| 1968 | 1990.0 | 2 | 1600.0 | 2 | 1300.0 | 1 | 868.0 | 1 | 512.0 | 2 | 416.0 | 1 | 345.0 | 2 | 335.0 | 2 | 292.0 | 3 | 202.0 | 2 |
| 1969 | 1430.0 | 10 | 1200.0 | 8 | 754.0 | 9 | 596.0 | 5 | 468.0 | 6 | 386.0 | 4 | 303.0 | 7 | 298.0 | 4 | 251.0 | 5 | 162.0 | 5 |
| 1970 | 1550.0 | 7 | 1280.0 | 6 | 854.0 | 7 | 537.0 | 10 | 499.0 | 3 | 388.0 | 3 | 300.0 | 8 | 264.0 | 9 | 202.0 | 11 | 138.0 | 10 |
| 1971 | 990.0 | 13 | 665.0 | 13 | 401.0 | 13 | 269.0 | 13 | 236.0 | 13 | 201.0 | 13 | 158.0 | 13 | 142.0 | 13 | 119.0 | 12 | 99.5 | 12 |
| 1972 | 1510.0 | 9 | 1230.0 | 7 | 807.0 | 8 | 545.0 | 9 | 470.0 | 5 | 385.0 | 5 | 318.0 | 4 | 276.0 | 6 | 254.0 | 4 | 180.0 | 3 |
| 1973 | 1540.0 | 8 | 1180.0 | 9 | 888.0 | 6 | 562.0 | 7 | 431.0 | 10 | 372.0 | 6 | 330.0 | 3 | 340.0 | 1 | 322.0 | 1 | 228.0 | 1 |

BIG MONON CREEK NEAR FRANCESVILLE, IND. (Continued)

STATISTICS ON NORMAL MONTHLY MEANS(ALL DAYS)

| OCT | NOV | DEC | JAN | FEB | MARCH | APRIL | MAY | JUNE | JULY | AUG | SEPT |
|---|---|---|---|---|---|---|---|---|---|---|---|
| BY ROWS(MEAN,VARIANCE,STANDARD DEVIATION, SKEWNESS, COEFF. OF VARIATION,PERCENTAGE OF AVERAGE FLOW) | | | | | | | | | | | |
| 0.6578E+02 | 0.1053E+03 | 0.1778E+03 | 0.1596E+03 | 0.1664E+03 | 0.2345E+03 | 0.3002E+03 | 0.1973E+03 | 0.1274E+03 | 0.7486E+02 | 0.6180E+02 | 0.6095E+02 |
| 0.3203E+04 | 0.7136E+04 | 0.2033E+05 | 0.1042E+05 | 0.1098E+05 | 0.9158E+04 | 0.1766E+05 | 0.1139E+05 | 0.3148E+04 | 0.1036E+04 | 0.3249E+04 | 0.3136E+04 |
| 0.5660E+02 | 0.8447E+02 | 0.1426E+03 | 0.1021E+03 | 0.1048E+03 | 0.9570E+02 | 0.1329E+03 | 0.1067E+03 | 0.5611E+02 | 0.3219E+02 | 0.5700E+02 | 0.5600E+02 |
| 0.1957E+01 | 0.1332E+01 | 0.5627E+00 | 0.1511E+00 | 0.6269E+00 | 0.1706E+00 | -0.7556E+00 | 0.1374E+00 | 0.1613E+01 | 0.8057E+00 | 0.2085E+01 | 0.1600E+01 |
| 0.8603E+00 | 0.8024E+00 | 0.8021E+00 | 0.6395E+00 | 0.6297E+00 | 0.4081E+00 | 0.4427E+00 | 0.5410E+00 | 0.4403E+00 | 0.4299E+00 | 0.9223E+00 | 0.9188E+00 |
| 0.3798E+01 | 0.6079E+01 | 0.1027E+02 | 0.9216E+01 | 0.9608E+01 | 0.1354E+02 | 0.1733E+02 | 0.1139E+02 | 0.7359E+01 | 0.4323E+01 | 0.3568E+01 | 0.3520E+01 |

STATISTICS ON NORMAL ANNUAL MEANS(ALL DAYS)

| MEAN | VARIANCE | STANDARD DEVIATION | SKEWNESS | COEFF. OF VARIATION | SERIAL CORR |
|---|---|---|---|---|---|
| 0.1441E+03 | 0.2424E+04 | 0.4923E+02 | -0.5153E+00 | 0.3416E+00 | 0.4702E+00 |

STATISTICS ON LOG MONTHLY MEANS(ALL DAYS)

| OCT | NOV | DEC | JAN | FEB | MARCH | APRIL | MAY | JUNE | JULY | AUG | SEPT |
|---|---|---|---|---|---|---|---|---|---|---|---|
| BY ROWS(MEAN,VARIANCE,STANDARD DEVIATION, SKEWNESS, COEFF. OF VARIATION,PERCENTAGE OF AVERAGE FLOW) | | | | | | | | | | | |
| 0.1686E+01 | 0.1881E+01 | 0.2073E+01 | 0.2085E+01 | 0.2106E+01 | 0.2328E+01 | 0.2417E+01 | 0.2220E+01 | 0.2072E+01 | 0.1839E+01 | 0.1663E+01 | 0.1646E+01 |
| 0.1256E+00 | 0.1503E+00 | 0.2025E+00 | 0.1321E+00 | 0.1435E+00 | 0.4709E-01 | 0.6929E-01 | 0.8035E-01 | 0.2934E-01 | 0.3247E-01 | 0.1069E+00 | 0.1197E+00 |
| 0.3544E+00 | 0.3877E+00 | 0.4499E+00 | 0.3634E+00 | 0.3788E+00 | 0.2170E+00 | 0.2632E+00 | 0.2835E+00 | 0.1713E+00 | 0.1802E+00 | 0.3269E+00 | 0.3460E+00 |
| 0.7690E-01 | -0.3991E+00 | -0.4440E+00 | -0.5572E+00 | -0.1150E+01 | -0.1375E+01 | -0.1052E+01 | -0.5866E+00 | 0.5637E+00 | 0.3004E+00 | 0.7625E+00 | 0.6608E+00 |
| 0.2101E+00 | 0.2061E+00 | 0.2171E+00 | 0.1742E+00 | 0.1799E+00 | 0.9322E-01 | 0.1089E+00 | 0.1277E+00 | 0.8266E-01 | 0.9800E-01 | 0.1966E+00 | 0.2103E+00 |
| 0.7022E+01 | 0.7833E+01 | 0.8629E+01 | 0.8686E+01 | 0.8767E+01 | 0.9692E+01 | 0.1006E+02 | 0.9245E+01 | 0.8627E+01 | 0.7656E+01 | 0.6925E+01 | 0.6852E+01 |

STATISTICS ON LOG ANNUAL MEANS(ALL DAYS)

| MEAN | VARIANCE | STANDARD DEVIATION | SKEWNESS | COEFF. OF VARIATION | SERIAL CORR |
|---|---|---|---|---|---|
| 0.2126E+01 | 0.3671E-01 | 0.1916E+00 | -0.1579E+01 | 0.9010E-01 | 0.4244E+00 |

**ANNUAL PEAKS**

| | |
|---|---|
| 1960 | 1940 |
| 1961 | 2100 |
| 1962 | 1480 |
| 1963 | 1800 |
| 1964 | 312 |
| 1965 | 1530 |
| 1966 | 2750 |
| 1967 | 2020 |
| 1968 | 2030 |
| 1969 | 1590 |
| 1970 | 1580 |
| 1971 | 1000 |
| 1972 | 1590 |
| 1973 | 1660 |

03332500 Tippecanoe River near Monticello, Ind.

LOCATION.--Lat 40°46'48", long 86°45'36", in NW¼NE¼ sec.21, T.27 N., R.3 W., White County, at Norway plant of Northern Indiana Public Service Co., 2 miles (3 km) north of Monticello.

DRAINAGE AREA.--1,732 mi² (4,486 km²).

REMARKS.--Discharge computed on basis of records of operation of powerplant and flow over dam.

DURATION TABLE OF DAILY DISCHARGE FOR YEAR ENDING SEPTEMBER 30

| CLASS | 0 | 1 | 2 | 3 | 4 | 5 | 6 | 7 | 8 | 9 | 10 | 11 | 12 | 13 | 14 | 15 | 16 | 17 | 18 | 19 | 20 | 21 | 22 | 23 | 24 | 25 | 26 | 27 | 28 | 29 | 30 | 31 | 32 | 33 | 34 | CFS_DAYS |
|---|---|---|---|---|---|---|---|---|---|---|---|---|---|---|---|---|---|---|---|---|---|---|---|---|---|---|---|---|---|---|---|---|---|---|---|---|
| YEAR | | | | | | | | | | | | | | | | NUMBER OF DAYS IN CLASS | | | | | | | | | | | | | | | | | | | | |
| 1932 | | | | | | | 5 | 10 | 14 | 14 | 23 | 34 | 31 | 20 | 11 | 14 | 32 | 33 | 51 | 19 | 15 | 9 | 12 | 10 | 5 | 1 | 2 | 1 | | | | | | | | 444071.0 |
| 1933 | | | | | | | 3 | 8 | 19 | 16 | 26 | 20 | 16 | 16 | 12 | 34 | 32 | 22 | 12 | 9 | 13 | 27 | 12 | 5 | 13 | 11 | 14 | 9 | 4 | 3 | 7 | 2 | | | | 716152.0 |
| 1934 | | 2 | 6 | 7 | 20 | 5 | 14 | 16 | 8 | 23 | 26 | 40 | 81 | 40 | 19 | 8 | 14 | 13 | 9 | 4 | 4 | 6 | | | | | | | | | | | | | | 234029.0 |
| 1935 | | | | | | | | | 12 | 34 | 46 | 22 | 21 | 24 | 19 | 20 | 30 | 19 | 23 | 16 | 17 | 18 | 12 | 10 | 9 | 9 | 4 | | | | | | | | | 473721.0 |
| 1936 | | | 1 | 2 | 14 | 16 | 15 | 11 | 32 | 25 | 9 | 38 | 27 | 21 | 17 | 25 | 29 | 11 | 19 | 6 | 12 | 9 | 7 | 4 | 2 | 2 | 2 | 4 | | 3 | 3 | | | | | 392765.0 |
| 1937 | | | | | | | | | | 7 | 10 | 22 | 19 | 18 | 22 | 25 | 27 | 20 | 37 | 28 | 21 | 24 | 17 | 17 | 18 | 12 | 6 | 6 | 4 | 4 | 1 | | | | | 716351.0 |
| 1938 | | | | | | | | | | 9 | 20 | 41 | 40 | 26 | 33 | 19 | 24 | 20 | 19 | 14 | 15 | 19 | 18 | 12 | 8 | 8 | 10 | 6 | 2 | 1 | 1 | | | | | 584674.0 |
| 1939 | | | | | | 1 | 5 | 13 | 14 | 19 | 31 | 44 | 36 | 17 | 24 | 23 | 24 | 15 | 20 | 12 | 5 | 4 | 7 | 11 | 13 | 5 | 3 | 3 | 5 | 7 | 4 | | | | | 542017.0 |
| 1940 | | | 1 | 1 | 1 | 35 | 21 | 33 | 53 | 36 | 21 | 17 | 9 | 15 | 13 | 24 | 25 | 17 | 20 | 6 | 6 | 2 | 3 | 3 | 1 | 1 | 2 | | | | | | | | | 262921.0 |
| 1941 | | | 3 | 22 | 25 | 21 | 10 | 14 | 30 | 35 | 23 | 48 | 35 | 29 | 28 | 16 | 20 | 2 | 2 | | 1 | 1 | | | | | | | | | | | | | | 187770.0 |
| 1942 | | | | 1 | 2 | 1 | 1 | 8 | 10 | 15 | 10 | 29 | 52 | 23 | 30 | 28 | 29 | 17 | 21 | 6 | 16 | 7 | 10 | 11 | 7 | 6 | 5 | 11 | 3 | 2 | 3 | | 1 | | | 566464.0 |
| 1943 | | | | | | | | | | | | | | 5 | 9 | 17 | 33 | 51 | 64 | 34 | 29 | 31 | 27 | 12 | 12 | 7 | 3 | 2 | 8 | 9 | 5 | | 4 | 3 | | 916724.0 |
| 1944 | | | | 1 | | 7 | 23 | 19 | 20 | 15 | 14 | 43 | 39 | 18 | 23 | 9 | 10 | 4 | 17 | 10 | 10 | 16 | 15 | 10 | 14 | 6 | 4 | 3 | 6 | 2 | 7 | 1 | | | | 570872.0 |
| 1945 | | | | | 1 | 1 | 5 | 17 | 67 | 22 | 23 | 10 | 24 | 15 | 10 | 11 | 22 | 35 | 28 | 20 | 16 | 11 | 8 | 3 | 4 | 2 | 3 | 3 | 1 | 3 | | | | | | 425143.0 |
| 1946 | | | | 1 | 2 | 12 | 6 | 21 | 20 | 8 | 7 | 14 | 7 | 22 | 26 | 24 | 44 | 28 | 32 | 8 | 12 | 11 | 19 | 11 | 15 | 6 | 6 | 3 | | | | | | | | 516157.0 |
| 1947 | | | | | 4 | 14 | 1 | 6 | 16 | 12 | 20 | 38 | 40 | 42 | 23 | 17 | 22 | 12 | 12 | 6 | 14 | 20 | 14 | 9 | 10 | 6 | 4 | 3 | | | | | | | | 453952.0 |
| 1948 | | | | | | 3 | 2 | 14 | 15 | 14 | 21 | 29 | 37 | 25 | 28 | 17 | 24 | 19 | 26 | 14 | 16 | 18 | 8 | 9 | 15 | 2 | 4 | 3 | 3 | | | | | | | 489782.0 |
| 1949 | | | | | | 1 | 2 | 27 | 33 | 15 | 14 | 25 | 19 | 12 | 15 | 12 | 25 | 23 | 30 | 16 | 13 | 17 | 18 | 11 | 9 | 6 | 9 | 5 | 3 | 4 | 1 | | | | | 575399.0 |
| 1950 | | | | | | | | 1 | 3 | 1 | 2 | 20 | 32 | 24 | 25 | 25 | 18 | 16 | 18 | 7 | 9 | 10 | 18 | 10 | 16 | 27 | 17 | 15 | 15 | 10 | 16 | 3 | 5 | 2 | | 1147744.0 |
| 1951 | | | | | | | | | 2 | 8 | 20 | 33 | 25 | 26 | 25 | 33 | 14 | 32 | 12 | 16 | 27 | 28 | 12 | 12 | 13 | 6 | 6 | 10 | 3 | 1 | | 1 | | | | 731060.0 |
| 1952 | | | | | | | | | 3 | 30 | 20 | 21 | 12 | 11 | 13 | 14 | 17 | 33 | 30 | 29 | 25 | 30 | 18 | 26 | 14 | 12 | 5 | 2 | | 1 | | | | | | 750641.0 |
| 1953 | | | | | | 1 | 4 | 18 | 11 | 13 | 28 | 43 | 16 | 35 | 18 | 25 | 16 | 32 | 22 | 34 | 10 | 14 | 10 | 6 | 1 | 6 | 1 | 1 | | | | | | | | 358799.0 |
| 1954 | | 2 | | 1 | 3 | 19 | 43 | 18 | 29 | 27 | 30 | 28 | 26 | 21 | 22 | 16 | 13 | 6 | 16 | 18 | 10 | 11 | 2 | 2 | 1 | | | 1 | | | | | | | | 279272.0 |
| 1955 | | | | | 3 | 4 | 13 | 6 | 15 | 9 | 15 | 10 | 19 | 24 | 25 | 34 | 26 | 29 | 24 | 16 | 18 | 32 | 17 | 9 | 5 | 6 | 4 | 2 | | | | | | | | 506580.0 |
| 1956 | | | | 1 | | 1 | 10 | 4 | 14 | 13 | 26 | 24 | 50 | 19 | 30 | 18 | 27 | 24 | 35 | 10 | 7 | 19 | 7 | 10 | 4 | 4 | 3 | 2 | 3 | 1 | | | | | | 457103.0 |
| 1957 | | | | | | 8 | 28 | 22 | 25 | 31 | 32 | 16 | 34 | 30 | 18 | 18 | 14 | 9 | 15 | 8 | 8 | 10 | 10 | 4 | 10 | 4 | 5 | 4 | | 2 | | | | | | 401829.0 |
| 1958 | | | | | | | 1 | 4 | 8 | 6 | 6 | 20 | 11 | 27 | 20 | 26 | 32 | 35 | 56 | 19 | 11 | 26 | 15 | 11 | 9 | 4 | 4 | 3 | 2 | 2 | 1 | 1 | | 5 | | 673257.0 |
| 1959 | | | | 1 | 2 | 4 | 9 | 5 | 7 | 14 | 7 | 7 | 21 | 38 | 49 | 20 | 22 | 21 | 26 | 14 | 13 | 12 | 15 | 17 | 15 | 7 | 4 | 3 | 2 | 2 | 3 | 1 | 3 | 1 | | 637571.0 |
| 1960 | | | | | | | | | 1 | 5 | 12 | 19 | 30 | 20 | 18 | 12 | 53 | 28 | 41 | 25 | 27 | 25 | 17 | 9 | 4 | 4 | 3 | 4 | 5 | 2 | 1 | 1 | | | | 613540.0 |
| 1961 | | | | | | 3 | | 2 | 16 | 17 | 50 | 38 | 15 | 27 | 14 | 13 | 27 | 16 | 32 | 12 | 12 | 13 | 14 | 7 | 11 | 8 | 5 | 4 | 3 | 4 | 2 | | | | | 544168.0 |
| 1962 | | | | 1 | | 3 | 4 | 24 | 19 | 5 | 11 | 8 | 18 | 8 | 19 | 24 | 35 | 32 | 47 | 22 | 20 | 16 | 14 | 8 | 2 | 6 | 6 | 5 | 5 | 2 | 1 | | | | | 575274.0 |
| 1963 | | | 1 | | 5 | 21 | 18 | 40 | 44 | 51 | 36 | 21 | 21 | 11 | 14 | 12 | 7 | 13 | 18 | 7 | 6 | 4 | 4 | 2 | 1 | 1 | | 1 | 4 | | 1 | 1 | | | | 290162.0 |
| 1964 | | | 2 | 9 | 7 | 44 | 17 | 50 | 53 | 25 | 21 | 26 | 9 | 22 | 14 | 8 | 13 | 6 | 21 | 8 | 6 | 3 | | 2 | | | | | | | | | | | | 213555.0 |
| 1965 | | | | | 3 | 19 | 18 | 19 | 18 | 15 | 25 | 35 | 18 | 18 | 10 | 11 | 8 | 18 | 21 | 14 | 20 | 14 | 23 | 9 | 16 | 7 | 5 | 1 | | | | | | | | 476380.0 |
| 1966 | | | 1 | 3 | 3 | 9 | 5 | 24 | 24 | 11 | 9 | 25 | 25 | 38 | 28 | 29 | 27 | 13 | 23 | 6 | 16 | 9 | 11 | 5 | 6 | 7 | 4 | 1 | 1 | 1 | 1 | | | | | 431622.0 |
| 1967 | | | 1 | | | 12 | 7 | 17 | 31 | 20 | 8 | 11 | 16 | 4 | 11 | 9 | 18 | 26 | 37 | 11 | 17 | 16 | 23 | 13 | 26 | 10 | 7 | 6 | 1 | 2 | 4 | 1 | | | | 670097.0 |
| 1968 | | | | | | | 1 | 6 | 6 | 1 | 2 | 22 | 16 | 22 | 22 | 22 | 37 | 15 | 46 | 18 | 21 | 29 | 25 | 6 | 7 | 7 | 8 | 4 | 5 | 8 | 6 | 1 | 1 | 2 | | 786151.0 |
| 1969 | | | | | | | | | 8 | 7 | 9 | 47 | 12 | 8 | 8 | 14 | 30 | 36 | 57 | 13 | 21 | 18 | 24 | 16 | 16 | 10 | 3 | 2 | 1 | 2 | 2 | | 1 | | | 651449.0 |
| 1970 | | | | | | | | 1 | 5 | 4 | 2 | 36 | 23 | 37 | 16 | 45 | 41 | 16 | 41 | 16 | 17 | 17 | 13 | 7 | 8 | 6 | 2 | 3 | 3 | 3 | 2 | | 1 | | | 577348.0 |
| 1971 | | | | | | 4 | 8 | 7 | 13 | 19 | 32 | 20 | 24 | 22 | 33 | 36 | 37 | 35 | 20 | 12 | 13 | 9 | 8 | 7 | 4 | 1 | | 1 | | | | | | | | 454568.0 |
| 1972 | | | | | | | 2 | 6 | 4 | 5 | 59 | 18 | 29 | 23 | 40 | 19 | 15 | 33 | 16 | 17 | 19 | 16 | 9 | 11 | 13 | 8 | | 4 | | | | | | | | 570331.0 |
| 1973 | | | | | | | | | 2 | 14 | 11 | 6 | 15 | 9 | 9 | 17 | 14 | 25 | 20 | 32 | 27 | 62 | 30 | 32 | 16 | 10 | 5 | 2 | 5 | 1 | | 1 | | | | 916377.0 |

| CLASS | CFS | TOTAL | ACCUM | PERCT | CLASS | CFS | TOTAL | ACCUM | PERCT | CLASS | CFS | TOTAL | ACCUM | PERCT | CLASS | CFS | TOTAL | ACCUM | PERCT |
|---|---|---|---|---|---|---|---|---|---|---|---|---|---|---|---|---|---|---|---|
| 0 | 0.00 | 0 | 15341 | 100.0 | 9 | 350.00 | 633 | 13401 | 87.4 | 18 | 1400.0 | 1208 | 5366 | 35.0 | 27 | 5700 | 139 | 452 | 2.9 |
| 1 | 103.00 | 4 | 15341 | 100.0 | 10 | 410.00 | 766 | 12768 | 83.2 | 19 | 1700.0 | 580 | 4158 | 27.1 | 28 | 6600 | 108 | 313 | 2.0 |
| 2 | 120.00 | 16 | 15337 | 100.0 | 11 | 480.00 | 1085 | 12002 | 78.2 | 20 | 1900.0 | 614 | 3578 | 23.3 | 29 | 7700 | 87 | 205 | 1.3 |
| 3 | 140.00 | 51 | 15321 | 99.9 | 12 | 560.00 | 1062 | 10917 | 71.2 | 21 | 2200.0 | 655 | 2964 | 19.3 | 30 | 9000 | 75 | 118 | .7 |
| 4 | 160.00 | 96 | 15270 | 99.5 | 13 | 660.00 | 909 | 9855 | 64.2 | 22 | 2600.0 | 610 | 2309 | 15.1 | 31 | 11000 | 12 | 43 | .2 |
| 5 | 190.00 | 268 | 15174 | 98.9 | 14 | 760.00 | 841 | 8946 | 58.3 | 23 | 3100.0 | 373 | 1699 | 11.1 | 32 | 12000 | 18 | 31 | .2 |
| 6 | 220.00 | 309 | 14906 | 97.2 | 15 | 890.00 | 835 | 8105 | 52.8 | 24 | 3600.0 | 406 | 1326 | 8.6 | 33 | 14000 | 13 | 13 | .0 |
| 7 | 260.00 | 481 | 14597 | 95.2 | 16 | 1000.00 | 1065 | 7270 | 47.4 | 25 | 4200.0 | 269 | 920 | 6.0 | 34 | 17000 | | | |
| 8 | 300.00 | 715 | 14116 | 92.0 | 17 | 1200.00 | 839 | 6205 | 40.4 | 26 | 4900.0 | 199 | 651 | 4.2 | | | | | |

LOWEST MEAN DISCHARGE, IN CFS, AND RANKING, FOR THE FOLLOWING NUMBER OF CONSECUTIVE DAYS IN YEAR ENDING MARCH 31

| YEAR | 1 | | 3 | | 7 | | 14 | | 30 | | 60 | | 90 | | 120 | | 183 | | ANNUAL | |
|---|---|---|---|---|---|---|---|---|---|---|---|---|---|---|---|---|---|---|---|---|
| 1933 | 231.00 | 23 | 244.00 | 18 | 248.00 | 16 | 264.00 | 16 | 301.00 | 18 | 411.00 | 24 | 437.00 | 17 | 496.00 | 19 | 587.00 | 17 | 1270.00 | 14 |
| 1934 | 162.00 | 14 | 260.00 | 21 | 275.00 | 18 | 289.00 | 19 | 317.00 | 19 | 393.00 | 20 | 462.00 | 19 | 545.00 | 22 | 559.00 | 15 | 1370.00 | 18 |
| 1935 | 103.00 | 1 | 126.00 | 1 | 132.00 | 1 | 138.00 | 1 | 163.00 | 2 | 197.00 | 2 | 260.00 | 6 | 360.00 | 12 | 488.00 | 12 | 1050.00 | 10 |
| 1936 | 201.00 | 20 | 252.00 | 19 | 314.00 | 24 | 338.00 | 23 | 348.00 | 20 | 372.00 | 18 | 462.00 | 20 | 472.00 | 17 | 617.00 | 19 | 1230.00 | 13 |
| 1937 | 134.00 | 9 | 160.00 | 4 | 175.00 | 3 | 184.00 | 3 | 190.00 | 3 | 243.00 | 8 | 306.00 | 12 | 368.00 | 13 | 700.00 | 24 | 1540.00 | 25 |
| 1938 | 370.00 | 37 | 394.00 | 34 | 407.00 | 32 | 423.00 | 30 | 447.00 | 27 | 524.00 | 31 | 544.00 | 27 | 559.00 | 24 | 642.00 | 21 | 1510.00 | 23 |
| 1939 | 330.00 | 32 | 389.00 | 33 | 438.00 | 34 | 444.00 | 34 | 471.00 | 30 | 495.00 | 28 | 566.00 | 28 | 657.00 | 27 | 725.00 | 25 | 1770.00 | 29 |
| 1940 | 132.00 | 8 | 190.00 | 12 | 237.00 | 15 | 251.00 | 15 | 262.00 | 13 | 298.00 | 14 | 328.00 | 13 | 327.00 | 11 | 359.00 | 7 | 923.00 | 7 |
| 1941 | 175.00 | 16 | 190.00 | 13 | 197.00 | 8 | 202.00 | 6 | 232.00 | 7 | 235.00 | 4 | 257.00 | 5 | 289.00 | 5 | 378.00 | 9 | 710.00 | 3 |
| 1942 | 130.00 | 3 | 145.00 | 2 | 149.00 | 2 | 153.00 | 2 | 159.00 | 1 | 165.00 | 1 | 200.00 | 1 | 243.00 | 1 | 356.00 | 5 | 1100.00 | 12 |
| 1943 | 365.00 | 35 | 375.00 | 32 | 386.00 | 30 | 439.00 | 32 | 632.00 | 38 | 772.00 | 39 | 894.00 | 39 | 1010.00 | 36 | 1100.00 | 35 | 1840.00 | 32 |
| 1944 | 229.00 | 22 | 308.00 | 27 | 412.00 | 33 | 435.00 | 31 | 479.00 | 32 | 521.00 | 29 | 586.00 | 30 | 734.00 | 30 | 869.00 | 29 | 1920.00 | 34 |
| 1945 | 153.00 | 10 | 179.00 | 8 | 219.00 | 12 | 240.00 | 13 | 255.00 | 12 | 259.00 | 11 | 281.00 | 10 | 294.00 | 7 | 315.00 | 3 | 1320.00 | 16 |
| 1946 | 413.00 | 40 | 507.00 | 40 | 559.00 | 40 | 639.00 | 40 | 718.00 | 40 | 843.00 | 40 | 844.00 | 38 | 1020.00 | 39 | 1210.00 | 37 | 1870.00 | 33 |
| 1947 | 153.00 | 11 | 182.00 | 10 | 185.00 | 7 | 199.00 | 5 | 214.00 | 5 | 238.00 | 5 | 261.00 | 7 | 316.00 | 10 | 414.00 | 10 | 797.00 | 4 |
| 1948 | 304.00 | 31 | 326.00 | 28 | 329.00 | 25 | 344.00 | 24 | 392.00 | 25 | 470.00 | 26 | 494.00 | 25 | 513.00 | 21 | 629.00 | 20 | 1470.00 | 21 |
| 1949 | 196.00 | 19 | 225.00 | 17 | 252.00 | 17 | 275.00 | 17 | 283.00 | 16 | 292.00 | 13 | 335.00 | 14 | 383.00 | 14 | 526.00 | 14 | 1710.00 | 28 |
| 1950 | 262.00 | 27 | 290.00 | 24 | 294.00 | 21 | 298.00 | 20 | 349.00 | 21 | 391.00 | 19 | 529.00 | 26 | 592.00 | 26 | 749.00 | 28 | 2420.00 | 40 |

TIPPECANOE RIVER NEAR MONTICELLO,IND.(Continued)

LOWEST MEAN DISCHARGE, IN CFS, AND RANKING, FOR THE FOLLOWING NUMBER OF CONSECUTIVE DAYS IN YEAR ENDING MARCH 31

| YEAR | 1 | 3 | 7 | 14 | 30 | 60 | 90 | 120 | 183 | ANNUAL |
|---|---|---|---|---|---|---|---|---|---|---|
| 1951 | 382.00 38 | 418.00 36 | 472.00 38 | 504.00 38 | 563.00 37 | 697.00 37 | 719.00 35 | 783.00 32 | 1080.00 34 | 2350.00 39 |
| 1952 | 410.00 39 | 425.00 37 | 444.00 35 | 477.00 36 | 491.00 33 | 559.00 34 | 733.00 36 | 1030.00 40 | 1340.00 39 | 2120.00 36 |
| 1953 | 294.00 28 | 346.00 29 | 350.00 27 | 383.00 27 | 396.00 26 | 408.00 23 | 428.00 16 | 478.00 18 | 570.00 16 | 1390.00 19 |
| 1954 | 115.00 2 | 166.00 6 | 199.00 9 | 221.00 9 | 228.00 6 | 240.00 6 | 248.00 3 | 255.00 4 | 292.00 1 | 702.00 2 |
| 1955 | 175.00 17 | 188.00 11 | 349.00 26 | 371.00 26 | 473.00 31 | 477.00 27 | 589.00 31 | 662.00 28 | 1000.00 31 | 1440.00 20 |
| 1956 | 168.00 15 | 219.00 16 | 232.00 14 | 243.00 14 | 276.00 14 | 346.00 16 | 472.00 22 | 580.00 25 | 692.00 23 | 1070.00 11 |
| 1957 | 155.00 12 | 217.00 15 | 228.00 13 | 239.00 12 | 247.00 10 | 258.00 10 | 277.00 9 | 302.00 8 | 357.00 6 | 905.00 6 |
| 1958 | 239.00 25 | 290.00 25 | 295.00 22 | 311.00 21 | 382.00 24 | 401.00 21 | 493.00 23 | 721.00 29 | 1160.00 36 | 1610.00 27 |
| 1959 | 360.00 34 | 406.00 35 | 451.00 36 | 459.00 35 | 531.00 36 | 693.00 36 | 949.00 40 | 1010.00 37 | 1290.00 38 | 2160.00 37 |
| 1960 | 155.00 13 | 180.00 9 | 213.00 10 | 230.00 10 | 283.00 15 | 362.00 17 | 470.00 21 | 550.00 23 | 735.00 27 | 1540.00 24 |
| 1961 | 218.00 21 | 254.00 20 | 310.00 23 | 320.00 22 | 372.00 23 | 408.00 22 | 450.00 18 | 450.00 16 | 466.00 11 | 1290.00 15 |
| 1962 | 570.00 41 | 592.00 41 | 632.00 41 | 685.00 41 | 811.00 41 | 1050.00 41 | 1060.00 41 | 1240.00 41 | 1390.00 40 | 2160.00 38 |
| 1963 | 131.00 4 | 194.00 14 | 217.00 11 | 232.00 11 | 249.00 11 | 274.00 12 | 293.00 11 | 316.00 9 | 330.00 4 | 860.00 5 |
| 1964 | 131.00 5 | 164.00 5 | 183.00 6 | 205.00 7 | 213.00 4 | 234.00 3 | 249.00 4 | 251.00 2 | 297.00 2 | 584.00 1 |
| 1965 | 131.00 6 | 167.00 7 | 181.00 4 | 189.00 4 | 236.00 8 | 240.00 7 | 245.00 2 | 251.00 3 | 371.00 8 | 995.00 9 |
| 1966 | 300.00 29 | 300.00 26 | 374.00 29 | 391.00 28 | 452.00 28 | 528.00 32 | 578.00 29 | 745.00 31 | 727.00 26 | 1360.00 17 |
| 1967 | 131.00 7 | 153.00 3 | 181.00 5 | 205.00 8 | 244.00 9 | 254.00 9 | 267.00 8 | 290.00 6 | 504.00 13 | 1590.00 26 |
| 1968 | 196.00 18 | 268.00 23 | 278.00 19 | 287.00 18 | 292.00 17 | 330.00 15 | 374.00 15 | 442.00 15 | 669.00 22 | 1980.00 35 |
| 1969 | 332.00 33 | 434.00 38 | 459.00 37 | 485.00 37 | 507.00 35 | 535.00 33 | 628.00 32 | 821.00 33 | 1070.00 33 | 1810.00 31 |
| 1970 | 303.00 30 | 348.00 30 | 405.00 31 | 420.00 29 | 466.00 29 | 524.00 30 | 662.00 33 | 914.00 35 | 939.00 30 | 1510.00 22 |
| 1971 | 260.00 26 | 354.00 31 | 371.00 28 | 443.00 33 | 493.00 34 | 613.00 35 | 675.00 34 | 880.00 34 | 1050.00 32 | 1780.00 30 |
| 1972 | 238.00 24 | 263.00 22 | 281.00 20 | 348.00 25 | 369.00 22 | 447.00 25 | 493.00 24 | 498.00 20 | 598.00 18 | 993.00 8 |
| 1973 | 368.00 36 | 469.00 39 | 480.00 39 | 533.00 39 | 650.00 39 | 722.00 38 | 809.00 37 | 1020.00 38 | 1670.00 41 | 2590.00 41 |

HIGHEST MEAN DISCHARGE, IN CFS, AND RANKING, FOR THE FOLLOWING NUMBER OF CONSECUTIVE DAYS IN YEAR ENDING SEPTEMBER 30

| YEAR | 1 | 3 | 7 | 15 | 30 | 60 | 90 | 120 | 183 | ANNUAL |
|---|---|---|---|---|---|---|---|---|---|---|
| 1932 | 6030.0 35 | 5310.0 33 | 4550.0 33 | 3310.0 36 | 2820.0 36 | 2420.0 34 | 2210.0 32 | 2040.0 33 | 1840.0 31 | 1210.0 31 |
| 1933 | 11500.0 12 | 11000.0 6 | 9640.0 7 | 9330.0 4 | 6450.0 3 | 5730.0 2 | 4600.0 2 | 3890.0 2 | 3280.0 4 | 1960.0 7 |
| 1934 | 2570.0 41 | 2300.0 41 | 2280.0 41 | 1960.0 41 | 1510.0 41 | 1080.0 41 | 887.0 41 | 819.0 41 | 738.0 41 | 641.0 40 |
| 1935 | 5330.0 39 | 5010.0 37 | 4430.0 35 | 3520.0 34 | 3230.0 32 | 2590.0 32 | 2540.0 29 | 2270.0 29 | 1960.0 27 | 1300.0 27 |
| 1936 | 9510.0 22 | 9000.0 18 | 8300.0 13 | 5870.0 18 | 3990.0 23 | 2800.0 27 | 2620.0 26 | 2140.0 31 | 1680.0 34 | 1070.0 35 |
| 1937 | 9750.0 21 | 8890.0 19 | 7500.0 18 | 5560.0 19 | 4550.0 16 | 3500.0 19 | 2900.0 22 | 3030.0 13 | 2740.0 10 | 1960.0 8 |
| 1938 | 9100.0 24 | 8020.0 24 | 6870.0 23 | 5510.0 20 | 4420.0 19 | 3670.0 16 | 3120.0 17 | 2680.0 21 | 2490.0 14 | 1600.0 14 |
| 1939 | 10200.0 18 | 9530.0 15 | 7990.0 16 | 6150.0 12 | 5430.0 8 | 4350.0 7 | 3930.0 6 | 3220.0 10 | 2450.0 15 | 1480.0 22 |
| 1940 | 5480.0 38 | 5020.0 36 | 3920.0 38 | 2660.0 38 | 2040.0 39 | 1680.0 39 | 1530.0 39 | 1420.0 39 | 1130.0 39 | 718.0 39 |
| 1941 | 2400.0 42 | 1980.0 42 | 1530.0 42 | 1180.0 42 | 1050.0 42 | 887.0 42 | 801.0 42 | 752.0 42 | 716.0 42 | 514.0 42 |
| 1942 | 12200.0 9 | 10200.0 11 | 8390.0 11 | 6710.0 9 | 4990.0 11 | 4110.0 11 | 3690.0 9 | 3060.0 11 | 2350.0 19 | 1550.0 20 |
| 1943 | 15000.0 5 | 14700.0 2 | 13400.0 2 | 11200.0 1 | 8180.0 2 | 5130.0 3 | 4410.0 3 | 3770.0 3 | 3430.0 3 | 2510.0 3 |
| 1944 | 11700.0 11 | 10500.0 8 | 9690.0 6 | 8400.0 6 | 6290.0 4 | 4920.0 4 | 4170.0 5 | 3580.0 7 | 2540.0 12 | 1560.0 19 |
| 1945 | 8910.0 25 | 8360.0 23 | 7050.0 21 | 4900.0 26 | 3440.0 28 | 3010.0 26 | 2580.0 28 | 2310.0 28 | 1850.0 29 | 1160.0 33 |
| 1946 | 6580.0 31 | 5960.0 30 | 5310.0 29 | 3820.0 32 | 2990.0 35 | 2630.0 31 | 2590.0 27 | 2250.0 30 | 2060.0 25 | 1410.0 23 |
| 1947 | 6380.0 33 | 5660.0 32 | 4760.0 32 | 4360.0 30 | 3530.0 26 | 3280.0 22 | 2890.0 24 | 2400.0 25 | 1970.0 26 | 1240.0 30 |
| 1948 | 7610.0 28 | 6970.0 28 | 6220.0 26 | 4720.0 27 | 3250.0 31 | 3100.0 25 | 2900.0 23 | 2530.0 23 | 2070.0 23 | 1340.0 25 |
| 1949 | 9480.0 23 | 8450.0 22 | 7380.0 19 | 6070.0 13 | 4540.0 17 | 4240.0 9 | 3510.0 11 | 3000.0 14 | 2580.0 11 | 1580.0 15 |
| 1950 | 15400.0 4 | 14300.0 3 | 12900.0 3 | 10900.0 2 | 8570.0 1 | 6860.0 1 | 6890.0 1 | 6770.0 1 | 5270.0 1 | 3140.0 1 |
| 1951 | 13000.0 6 | 9920.0 13 | 8250.0 14 | 6290.0 11 | 4900.0 12 | 4350.0 8 | 3810.0 8 | 3410.0 8 | 2860.0 8 | 2000.0 6 |
| 1952 | 10400.0 17 | 7630.0 25 | 5390.0 28 | 4450.0 29 | 3990.0 24 | 3380.0 21 | 3190.0 16 | 3240.0 9 | 3000.0 6 | 2050.0 5 |
| 1953 | 5570.0 37 | 4750.0 38 | 4020.0 37 | 3120.0 37 | 2680.0 37 | 2200.0 37 | 1920.0 36 | 1780.0 36 | 1510.0 36 | 983.0 36 |
| 1954 | 6440.0 32 | 3790.0 39 | 2960.0 39 | 2440.0 39 | 2370.0 38 | 1950.0 38 | 1670.0 38 | 1450.0 38 | 1160.0 38 | 765.0 38 |
| 1955 | 6100.0 34 | 5820.0 31 | 4850.0 30 | 3850.0 31 | 3050.0 34 | 2480.0 33 | 2160.0 33 | 2090.0 32 | 1840.0 30 | 1390.0 24 |
| 1956 | 7840.0 27 | 7190.0 26 | 6720.0 25 | 5310.0 21 | 4240.0 21 | 2780.0 28 | 2470.0 30 | 2330.0 27 | 1800.0 33 | 1250.0 28 |
| 1957 | 8870.0 26 | 6500.0 29 | 4790.0 31 | 4520.0 28 | 3870.0 25 | 2750.0 29 | 2420.0 31 | 2390.0 26 | 1810.0 32 | 1100.0 34 |
| 1958 | 16800.0 1 | 15300.0 1 | 14300.0 1 | 9340.0 3 | 5990.0 5 | 4140.0 10 | 3480.0 12 | 2960.0 15 | 2210.0 20 | 1840.0 9 |
| 1959 | 16300.0 3 | 12600.0 5 | 11700.0 5 | 8180.0 7 | 5940.0 6 | 4630.0 6 | 4290.0 4 | 3650.0 5 | 2750.0 9 | 1750.0 12 |
| 1960 | 11000.0 15 | 9590.0 14 | 7330.0 20 | 4980.0 24 | 4710.0 14 | 3480.0 20 | 2950.0 19 | 2740.0 19 | 2420.0 17 | 1680.0 13 |
| 1961 | 10800.0 16 | 9390.0 16 | 8100.0 15 | 6030.0 15 | 4870.0 13 | 3650.0 17 | 3110.0 18 | 2700.0 20 | 2380.0 18 | 1490.0 21 |
| 1962 | 9990.0 19 | 8640.0 20 | 7000.0 22 | 6530.0 10 | 5010.0 10 | 3720.0 15 | 3310.0 14 | 2910.0 17 | 2440.0 16 | 1580.0 16 |
| 1963 | 11400.0 13 | 9150.0 17 | 7820.0 17 | 5200.0 22 | 3410.0 29 | 2290.0 35 | 1790.0 37 | 1510.0 37 | 1260.0 37 | 795.0 37 |
| 1964 | 3400.0 40 | 3060.0 40 | 2360.0 40 | 2090.0 40 | 1810.0 40 | 1470.0 40 | 1190.0 40 | 1080.0 40 | 895.0 40 | 583.0 41 |
| 1965 | 5820.0 36 | 5240.0 34 | 4490.0 34 | 3700.0 33 | 3490.0 27 | 3160.0 23 | 2870.0 25 | 2620.0 22 | 2070.0 24 | 1310.0 26 |
| 1966 | 9830.0 20 | 8470.0 21 | 6770.0 24 | 5140.0 23 | 3320.0 30 | 2230.0 36 | 1980.0 35 | 1790.0 35 | 1870.0 28 | 1180.0 32 |
| 1967 | 11400.0 14 | 10500.0 9 | 9620.0 8 | 6950.0 8 | 4610.0 15 | 3830.0 14 | 3480.0 13 | 3050.0 12 | 3000.0 7 | 1840.0 10 |
| 1968 | 16700.0 2 | 14200.0 4 | 11800.0 4 | 8830.0 5 | 5510.0 7 | 4690.0 5 | 3860.0 7 | 3580.0 6 | 3090.0 5 | 2150.0 4 |
| 1969 | 12400.0 7 | 10700.0 7 | 8650.0 10 | 6010.0 16 | 4410.0 20 | 3120.0 24 | 2930.0 20 | 2940.0 16 | 2520.0 13 | 1780.0 11 |
| 1970 | 12100.0 10 | 10400.0 10 | 8360.0 12 | 6040.0 14 | 5160.0 9 | 4100.0 12 | 3250.0 15 | 2760.0 18 | 2160.0 21 | 1580.0 17 |
| 1971 | 7590.0 29 | 5130.0 35 | 4070.0 36 | 3440.0 35 | 3110.0 33 | 2680.0 30 | 2120.0 34 | 1830.0 34 | 1670.0 35 | 1250.0 29 |
| 1972 | 7500.0 30 | 7170.0 27 | 6180.0 27 | 4920.0 25 | 4170.0 22 | 3630.0 18 | 2920.0 21 | 2480.0 24 | 2160.0 22 | 1560.0 18 |
| 1973 | 12200.0 8 | 9990.0 12 | 8730.0 9 | 5970.0 17 | 4460.0 18 | 4070.0 13 | 3570.0 10 | 3680.0 4 | 3490.0 2 | 2510.0 2 |

STATISTICS ON NORMAL MONTHLY MEANS(ALL DAYS)

| OCT | NOV | DEC | JAN | FEB | MARCH | APRIL | MAY | JUNE | JULY | AUG | SEPT |
|---|---|---|---|---|---|---|---|---|---|---|---|
| BY ROWS(MEAN,VARIANCE,STANDARD DEVIATION, SKEWNESS, COEFF. OF VARIATION,PERCENTAGE OF AVERAGE FLOW) | | | | | | | | | | | |
| 0.7184E+03 | 0.9934E+03 | 0.1267E+04 | 0.1697E+04 | 0.2072E+04 | 0.2462E+04 | 0.2807E+04 | 0.2168E+04 | 0.1423E+04 | 0.9797E+03 | 0.6731E+03 | 0.6103E+03 |
| 0.3005E+06 | 0.5077E+06 | 0.1007E+07 | 0.2102E+07 | 0.1893E+07 | 0.1273E+07 | 0.2252E+07 | 0.1952E+07 | 0.7661E+06 | 0.4291E+06 | 0.2427E+06 | 0.1924E+06 |
| 0.5482E+03 | 0.7125E+03 | 0.1003E+04 | 0.1450E+04 | 0.1376E+04 | 0.1128E+04 | 0.1501E+04 | 0.1397E+04 | 0.8753E+03 | 0.6550E+03 | 0.4927E+03 | 0.4387E+03 |
| 0.2140E+01 | 0.1816E+01 | 0.1707E+01 | 0.2099E+01 | 0.9655E+00 | 0.4174E+00 | 0.1228E+01 | 0.1995E+01 | 0.2981E+01 | 0.1510E+01 | 0.2051E+01 | 0.1738E+01 |
| 0.7630E+00 | 0.7173E+00 | 0.7918E+00 | 0.8546E+00 | 0.6640E+00 | 0.4582E+00 | 0.5347E+00 | 0.6445E+00 | 0.6149E+00 | 0.6686E+00 | 0.7319E+00 | 0.7188E+00 |
| 0.4020E+01 | 0.5559E+01 | 0.7091E+01 | 0.9493E+01 | 0.1159E+02 | 0.1378E+02 | 0.1570E+02 | 0.1213E+02 | 0.7965E+01 | 0.5482E+01 | 0.3766E+01 | 0.3415E+01 |

STATISTICS ON NORMAL ANNUAL MEANS(ALL DAYS)

| MEAN | VARIANCE | STANDARD DEVIATION | SKEWNESS | COEFF. OF VARIATION | SERIAL CORR |
|---|---|---|---|---|---|
| 0.1485E+04 | 0.2928E+06 | 0.5411E+03 | 0.6314E+00 | 0.3644E+00 | 0.2775E+00 |

STATISTICS ON LOG MONTHLY MEANS(ALL DAYS)

| OCT | NOV | DEC | JAN | FEB | MARCH | APRIL | MAY | JUNE | JULY | AUG | SEPT |
|---|---|---|---|---|---|---|---|---|---|---|---|
| BY ROWS(MEAN,VARIANCE,STANDARD DEVIATION, SKEWNESS, COEFF. OF VARIATION,PERCENTAGE OF AVERAGE FLOW) | | | | | | | | | | | |
| 0.2765E+01 | 0.2905E+01 | 0.2987E+01 | 0.3093E+01 | 0.3214E+01 | 0.3340E+01 | 0.3389E+01 | 0.3261E+01 | 0.3095E+01 | 0.2911E+01 | 0.2745E+01 | 0.2697E+01 |
| 0.7415E-01 | 0.8108E-01 | 0.1028E+00 | 0.1256E+00 | 0.1018E+00 | 0.5143E-01 | 0.5353E-01 | 0.6727E-01 | 0.4996E-01 | 0.7010E-01 | 0.6621E-01 | 0.7368E-01 |
| 0.2723E+00 | 0.2847E+00 | 0.3206E+00 | 0.3544E+00 | 0.3191E+00 | 0.2268E+00 | 0.2314E+00 | 0.2594E+00 | 0.2235E+00 | 0.2648E+00 | 0.2573E+00 | 0.2714E+00 |
| 0.5094E+00 | 0.1721E+00 | 0.1225E+00 | 0.2419E-01 | -0.3597E+00 | -0.6340E+00 | -0.1795E-01 | -0.3526E-01 | 0.8892E-01 | 0.1170E+00 | 0.6389E+00 | 0.4914E+00 |
| 0.9647E-01 | 0.9803E-01 | 0.1073E+00 | 0.1146E+00 | 0.9928E-01 | 0.6791E-01 | 0.6826E-01 | 0.7953E-01 | 0.7222E-01 | 0.9096E-01 | 0.9373E-01 | 0.1006E+00 |
| 0.7597E+01 | 0.7979E+01 | 0.8207E+01 | 0.8497E+01 | 0.8828E+01 | 0.9174E+01 | 0.9311E+01 | 0.8958E+01 | 0.8502E+01 | 0.7996E+01 | 0.7542E+01 | 0.7409E+01 |

STATISTICS ON LOG ANNUAL MEANS(ALL DAYS)

| MEAN | VARIANCE | STANDARD DEVIATION | SKEWNESS | COEFF. OF VARIATION | SERIAL CORR |
|---|---|---|---|---|---|
| 0.3142E+01 | 0.2902E-01 | 0.1704E+00 | -0.6263E+00 | 0.5423E-01 | 0.2908E+00 |

**ANNUAL PEAKS**

| | |
|---|---|
| 1932 | 6030 |
| 1933 | 11500 |
| 1934 | 2570 |
| 1935 | 5330 |
| 1936 | 9510 |
| 1937 | 9750 |
| 1938 | 9100 |
| 1939 | 10200 |
| 1940 | 5480 |
| 1941 | 2400 |
| 1942 | 12200 |
| 1943 | 15000 |
| 1944 | 11700 |
| 1945 | 8910 |
| 1946 | 6580 |
| 1947 | 6380 |
| 1948 | 7810 |
| 1949 | 9480 |
| 1950 | 15400 |
| 1951 | 13000 |
| 1952 | 10400 |
| 1953 | 5570 |
| 1954 | 6440 |
| 1955 | 6100 |
| 1956 | 7840 |
| 1957 | 8870 |
| 1958 | 16800 |
| 1959 | 16300 |
| 1960 | 11000 |
| 1961 | 10800 |
| 1962 | 9990 |
| 1963 | 11400 |
| 1964 | 3400 |
| 1965 | 5820 |
| 1966 | 9830 |
| 1967 | 11400 |
| 1968 | 16700 |
| 1969 | 12400 |
| 1970 | 12100 |
| 1971 | 7590 |
| 1972 | 7500 |
| 1973 | 12200 |

## 03333000 Tippecanoe River near Delphi, Ind.

LOCATION.--Lat 40°37'02", long 86°45'39", in NW¼NE¼ sec.16, T.25 N., R.3 W., Carroll County, on right bank 2 miles (3 km) northeast of Springboro, 2 miles (3 km) downstream from Big Creek, and 5 miles (8 km) northwest of Delphi.

DRAINAGE AREA.--1,865 mi² (4,830 km²).

REMARKS.--Flow regulated by powerplant above station.

### DURATION TABLE OF DAILY DISCHARGE FOR YEAR ENDING SEPTEMBER 30

NUMBER OF DAYS IN CLASS

| YEAR | 0 | 1 | 2 | 3 | 4 | 5 | 6 | 7 | 8 | 9 | 10 | 11 | 12 | 13 | 14 | 15 | 16 | 17 | 18 | 19 | 20 | 21 | 22 | 23 | 24 | 25 | 26 | 27 | 28 | 29 | 30 | 31 | 32 | 33 | 34 | CFS_DAYS |
|---|---|---|---|---|---|---|---|---|---|---|---|---|---|---|---|---|---|---|---|---|---|---|---|---|---|---|---|---|---|---|---|---|---|---|---|---|
| 1940 | | | | | | | | | | | | | | | | | | | | 79 | 55 | 82 | 15 | 28 | 54 | 27 | 14 | 5 | 4 | 3 | | | | | | 280982.0 |
| 1941 | | | | | | | | | | | | | | | | | | 5 | 2 | 52 | 45 | 20 | 95 | 51 | 60 | 28 | 5 | 1 | 1 | | | | | | | 199870.0 |
| 1942 | | | | | | | | | | | | | | | | | | 2 | | 6 | 16 | 19 | 31 | 66 | 57 | 43 | 41 | 19 | 15 | 22 | 10 | 13 | 4 | 1 | | 586347.0 |
| 1943 | | | | | | | | | | | | | | | | | | | | | | | 1 | 8 | 21 | 50 | 94 | 66 | 57 | 28 | 10 | 16 | 7 | 6 | 1 | 945613.0 |
| 1944 | | | | | | | | | | | | | | | | | | | | 2 | 34 | 37 | 48 | 66 | 38 | 14 | 20 | 17 | 35 | 26 | 12 | 7 | 9 | 1 | | 601824.0 |
| 1945 | | | | | | | | | | | | | | | | | | | | | 29 | 54 | 55 | 36 | 21 | 31 | 61 | 41 | 17 | 8 | 6 | 4 | 2 | | | 460803.0 |
| 1946 | | | | | | | | | | | | | | | | | | | | | 28 | 27 | 22 | 19 | 41 | 55 | 72 | 27 | 29 | 31 | 11 | 3 | | | | 582158.0 |
| 1947 | | | | | | | | | | | | | | | | | | | | 7 | 15 | 25 | 38 | 78 | 57 | 30 | 27 | 19 | 33 | 19 | 12 | 5 | | | | 498324.0 |
| 1948 | | | | | | | | | | | | | | | | | | | | | 12 | 22 | 52 | 58 | 51 | 33 | 46 | 30 | 24 | 24 | 8 | 6 | | | | 526984.0 |
| 1949 | | | | | | | | | | | | | | | | | | | | | 8 | 58 | 25 | 46 | 22 | 31 | 51 | 39 | 35 | 21 | 12 | 12 | 5 | | | 646294.0 |
| 1950 | | | | | | | | | | | | | | | | | | | | | 1 | 5 | 8 | 46 | 41 | 42 | 38 | 16 | 26 | 45 | 36 | 30 | 22 | 8 | 1 | 1176866.0 |
| 1951 | | | | | | | | | | | | | | | | | | | | | | | 11 | 40 | 50 | 59 | 51 | 36 | 55 | 31 | 13 | 14 | 4 | 1 | | 785561.0 |
| 1952 | | | | | | | | | | | | | | | | | | | | | | 2 | 33 | 35 | 26 | 24 | 42 | 67 | 62 | 44 | 23 | 7 | | 1 | | 811925.0 |
| 1953 | | | | | | | | | | | | | | | | | | | | | 25 | 33 | 52 | 53 | 43 | 45 | 57 | 31 | 17 | 7 | 2 | | | | | 400791.0 |
| 1954 | | | | | | | | | | | | | | | | | | | | 3 | 49 | 54 | 67 | 50 | 39 | 27 | 26 | 31 | 16 | 2 | | 1 | | | | 316810.0 |
| 1955 | | | 2 | | | | | | | | | | | | | 1 | | 4 | | | 17 | 15 | 32 | 34 | 59 | 47 | 42 | 39 | 46 | 23 | 4 | | | | | | 527530.0 |
| 1956 | | | | | | | | | | | | | | | | | | | | 1 | 18 | 27 | 38 | 59 | 45 | 42 | 55 | 25 | 29 | 16 | 6 | 5 | | | | 495803.0 |
| 1957 | | | | | | | | | | | | | | | | | | | | 9 | 36 | 50 | 56 | 51 | 36 | 32 | 22 | 22 | 18 | 17 | 10 | 4 | 2 | | | 448093.0 |
| 1958 | | | | | | | | | | | | | | | | | | | | | 5 | 10 | 15 | 28 | 41 | 56 | 85 | 47 | 36 | 22 | 6 | 6 | 2 | 1 | 4 | 1 | 728587.0 |
| 1959 | | | | | | | | | | | | | | | | | | | 1 | 9 | 13 | 17 | 15 | 42 | 76 | 35 | 43 | 30 | 30 | 31 | 9 | 3 | 6 | 4 | | 1 | 669989.0 |
| 1960 | | | | | | | | | | | | | | | | | | | | | 1 | 1 | 20 | 52 | 33 | 48 | 78 | 59 | 42 | 15 | 5 | 8 | 4 | | | | 660333.0 |
| 1961 | | | | | | | | | | | | | | | | | | | | 1 | 7 | 51 | 54 | 38 | 30 | 39 | 45 | 30 | 28 | 21 | 10 | 8 | 3 | | | 562799.0 |
| 1962 | | | | | | | | | | | | | | | | | | | | | 9 | 22 | 24 | 25 | 39 | 53 | 78 | 50 | 30 | 12 | 11 | 9 | 3 | | | 624336.0 |
| 1963 | | | | | | | | | | | | | | | | | | | | 6 | 34 | 68 | 99 | 39 | 36 | 15 | 31 | 16 | 10 | 3 | 1 | 3 | 3 | 1 | | 340556.0 |
| 1964 | | | | | | | | | | | | | | | | | | | | 12 | 65 | 64 | 83 | 43 | 27 | 24 | 20 | 21 | 5 | 2 | | | | | | 250636.0 |
| 1965 | | | | | | | | | | | | | | | | | | | | | 43 | 24 | 41 | 39 | 41 | 32 | 33 | 33 | 42 | 26 | 9 | 2 | | | | 527528.0 |
| 1966 | | | | | | | | | | | | | | | | 5 | 4 | 1 | 3 | 9 | 11 | 21 | 41 | 46 | 60 | 50 | 45 | 25 | 20 | 11 | 10 | 1 | 2 | | | 461632.0 |
| 1967 | | | | | | | | | | | | | | | | | | | | 5 | 37 | 25 | 34 | 20 | 23 | 28 | 56 | 33 | 36 | 39 | 17 | 5 | 6 | 1 | | 696533.0 |
| 1968 | | | | | | | | | | | | | | | | | | | | | 6 | 6 | 16 | 30 | 41 | 43 | 63 | 52 | 51 | 13 | 18 | 12 | 10 | 4 | 1 | 847609.0 |
| 1969 | | | | | | | | | | | | | | | | | | | | | | 2 | 34 | 45 | 12 | 44 | 84 | 44 | 48 | 30 | 13 | 5 | 2 | 2 | | 715745.0 |
| 1970 | | | | | | | | | | | | | | | | | | | | | 1 | 6 | 27 | 40 | 53 | 72 | 59 | 46 | 25 | 17 | 7 | 5 | 5 | 2 | | 629054.0 |
| 1971 | | | | | | | | | | | | | | | | | | | | | 5 | 18 | 40 | 46 | 48 | 68 | 61 | 36 | 23 | 14 | 5 | 1 | | | | 486250.0 |
| 1972 | | | | | | | | | | | | | | | | | | | | | | | 42 | 46 | 54 | 56 | 56 | 35 | 32 | 28 | 13 | 4 | | | | 610146.0 |
| 1973 | | | | | | | | | | | | | | | | | | | | | | | 19 | 16 | 23 | 20 | 45 | 65 | 81 | 58 | 24 | 6 | 7 | 1 | | 959995.0 |

| CLASS | CFS | TOTAL | ACCUM | PERCT | CLASS | CFS | TOTAL | ACCUM | PERCT | CLASS | CFS | TOTAL | ACCUM | PERCT | CLASS | CFS | TOTAL | ACCUM | PERCT |
|---|---|---|---|---|---|---|---|---|---|---|---|---|---|---|---|---|---|---|---|
| 0 | 0.00 | 0 | 12419 | 100.0 | 9 | 11.00 | 0 | 12417 | 100.0 | 18 | 160.0 | 122 | 12389 | 99.8 | 27 | 2400 | 1059 | 2461 | 19.8 |
| 1 | 1.00 | 2 | 12419 | 100.0 | 10 | 15.00 | 0 | 12417 | 100.0 | 19 | 220.0 | 649 | 12267 | 98.8 | 28 | 3300 | 710 | 1402 | 11.2 |
| 2 | 1.40 | 0 | 12417 | 100.0 | 11 | 20.00 | 0 | 12417 | 100.0 | 20 | 300.0 | 838 | 11618 | 93.6 | 29 | 4500 | 336 | 692 | 5.5 |
| 3 | 1.80 | 0 | 12417 | 100.0 | 12 | 27.00 | 0 | 12417 | 100.0 | 21 | 400.0 | 1350 | 10780 | 86.8 | 30 | 6000 | 205 | 356 | 2.8 |
| 4 | 2.50 | 0 | 12417 | 100.0 | 13 | 37.00 | 0 | 12417 | 100.0 | 22 | 550.0 | 1406 | 9430 | 75.9 | 31 | 8100 | 108 | 151 | 1.2 |
| 5 | 3.30 | 0 | 12417 | 100.0 | 14 | 49.00 | 6 | 12417 | 100.0 | 23 | 740.0 | 1372 | 8024 | 64.6 | 32 | 11000 | 34 | 43 | .3 |
| 6 | 4.50 | 0 | 12417 | 100.0 | 15 | 67.00 | 4 | 12411 | 99.9 | 24 | 990.0 | 1370 | 6652 | 53.6 | 33 | 15000 | 7 | 9 | .0 |
| 7 | 6.10 | 0 | 12417 | 100.0 | 16 | 90.00 | 12 | 12407 | 99.9 | 25 | 1300.0 | 1659 | 5282 | 42.5 | 34 | 20000 | 2 | 2 | .0 |
| 8 | 8.20 | 0 | 12417 | 100.0 | 17 | 120.00 | 6 | 12395 | 99.8 | 26 | 1800.0 | 1162 | 3623 | 29.2 | | | | | |

### LOWEST MEAN DISCHARGE, IN CFS, AND RANKING, FOR THE FOLLOWING NUMBER OF CONSECUTIVE DAYS IN YEAR ENDING MARCH 31

| YEAR | 1 | | 3 | | 7 | | 14 | | 30 | | 60 | | 90 | | 120 | | 183 | | ANNUAL | |
|---|---|---|---|---|---|---|---|---|---|---|---|---|---|---|---|---|---|---|---|---|
| 1906 | 398.00 | 30 | 400.00 | 27 | 425.00 | 27 | 462.00 | 26 | 547.00 | 26 | 769.00 | 29 | 799.00 | 27 | 972.00 | 27 | 1140.00 | 25 | 2430.00 | 31 |
| 1941 | 205.00 | 12 | 208.00 | 9 | 216.00 | 5 | 227.00 | 4 | 258.00 | 5 | 269.00 | 2 | 288.00 | 2 | 323.00 | 4 | 410.00 | 7 | 755.00 | 2 |
| 1942 | 94.00 | 3 | 95.30 | 3 | 101.00 | 3 | 130.00 | 2 | 170.00 | 1 | 192.00 | 1 | 224.00 | 1 | 257.00 | 1 | 377.00 | 3 | 1140.00 | 9 |
| 1943 | 267.00 | 22 | 322.00 | 22 | 355.00 | 22 | 415.00 | 21 | 633.00 | 30 | 830.00 | 31 | 952.00 | 32 | 1050.00 | 28 | 1140.00 | 26 | 1910.00 | 23 |
| 1944 | 270.00 | 23 | 395.00 | 25 | 424.00 | 25 | 445.00 | 23 | 487.00 | 22 | 537.00 | 22 | 593.00 | 20 | 757.00 | 20 | 904.00 | 21 | 1990.00 | 25 |
| 1945 | 197.00 | 11 | 208.00 | 10 | 246.00 | 11 | 271.00 | 10 | 286.00 | 8 | 296.00 | 6 | 316.00 | 7 | 329.00 | 5 | 349.00 | 1 | 1400.00 | 12 |
| 1946 | 345.00 | 26 | 430.00 | 29 | 500.00 | 29 | 633.00 | 32 | 809.00 | 33 | 914.00 | 33 | 948.00 | 31 | 1140.00 | 31 | 1380.00 | 30 | 2060.00 | 26 |
| 1947 | 208.00 | 13 | 218.00 | 12 | 221.00 | 7 | 236.00 | 7 | 254.00 | 3 | 286.00 | 5 | 312.00 | 6 | 375.00 | 9 | 470.00 | 9 | 899.00 | 4 |
| 1948 | 301.00 | 25 | 335.00 | 23 | 352.00 | 21 | 365.00 | 19 | 410.00 | 20 | 488.00 | 19 | 514.00 | 16 | 540.00 | 14 | 667.00 | 15 | 1600.00 | 16 |
| 1949 | 233.00 | 18 | 248.00 | 15 | 293.00 | 16 | 312.00 | 16 | 312.00 | 13 | 334.00 | 11 | 381.00 | 11 | 437.00 | 11 | 593.00 | 11 | 1860.00 | 21 |
| 1950 | 257.00 | 21 | 308.00 | 20 | 321.00 | 19 | 326.00 | 18 | 378.00 | 17 | 441.00 | 16 | 588.00 | 19 | 676.00 | 18 | 864.00 | 20 | 2550.00 | 33 |
| 1951 | 360.00 | 29 | 465.00 | 32 | 525.00 | 32 | 606.00 | 31 | 677.00 | 31 | 818.00 | 30 | 827.00 | 28 | 890.00 | 24 | 1210.00 | 27 | 2460.00 | 32 |
| 1952 | 351.00 | 27 | 400.00 | 26 | 425.00 | 26 | 476.00 | 27 | 509.00 | 24 | 645.00 | 27 | 860.00 | 29 | 1170.00 | 32 | 1510.00 | 33 | 2280.00 | 29 |
| 1953 | 288.00 | 24 | 345.00 | 24 | 369.00 | 24 | 424.00 | 22 | 448.00 | 21 | 462.00 | 18 | 494.00 | 15 | 550.00 | 15 | 652.00 | 13 | 1520.00 | 15 |
| 1954 | 210.00 | 14 | 223.00 | 13 | 237.00 | 10 | 246.00 | 8 | 256.00 | 4 | 277.00 | 4 | 290.00 | 3 | 309.00 | 3 | 349.00 | 2 | 804.00 | 3 |
| 1955 | 1.00 | 1 | 17.30 | 1 | 64.60 | 1 | 450.00 | 24 | 517.00 | 25 | 530.00 | 21 | 651.00 | 22 | 773.00 | 21 | 1000.00 | 22 | 1490.00 | 14 |

LOWEST MEAN DISCHARGE, IN CFS, AND RANKING, FOR THE FOLLOWING NUMBER OF CONSECUTIVE DAYS IN YEAR ENDING MARCH 31

| YEAR | 1 | 3 | 7 | 14 | 30 | 60 | 90 | 120 | 183 | ANNUAL |
|---|---|---|---|---|---|---|---|---|---|---|
| 1956 | 242.00 19 | 253.00 16 | 288.00 15 | 292.00 14 | 341.00 14 | 444.00 17 | 601.00 21 | 737.00 19 | 805.00 18 | 1220.00 10 |
| 1957 | 176.00 7 | 212.00 11 | 224.00 8 | 230.00 5 | 246.00 2 | 271.00 3 | 294.00 4 | 329.00 6 | 386.00 4 | 956.00 5 |
| 1958 | 244.00 20 | 278.00 18 | 304.00 17 | 308.00 15 | 381.00 18 | 433.00 15 | 552.00 18 | 822.00 23 | 1330.00 29 | 1780.00 20 |
| 1959 | 427.00 31 | 454.00 31 | 503.00 30 | 510.00 28 | 572.00 27 | 765.00 28 | 1020.00 33 | 1090.00 30 | 1390.00 31 | 2290.00 30 |
| 1960 | 143.00 4 | 193.00 4 | 218.00 6 | 226.00 3 | 280.00 7 | 364.00 13 | 478.00 14 | 567.00 17 | 770.00 17 | 1650.00 17 |
| 1961 | 216.00 15 | 240.00 14 | 304.00 18 | 321.00 17 | 366.00 15 | 405.00 14 | 456.00 13 | 455.00 12 | 482.00 10 | 1380.00 11 |
| 1962 | 506.00 34 | 580.00 34 | 666.00 34 | 740.00 34 | 889.00 34 | 1100.00 34 | 1110.00 34 | 1310.00 34 | 1450.00 32 | 2250.00 28 |
| 1963 | 160.00 5 | 207.00 8 | 247.00 12 | 259.00 9 | 278.00 6 | 316.00 8 | 338.00 8 | 366.00 8 | 394.00 6 | 993.00 6 |
| 1964 | 188.00 8 | 257.00 17 | 262.00 13 | 289.00 12 | 305.00 10 | 324.00 10 | 343.00 9 | 343.00 7 | 390.00 5 | 707.00 1 |
| 1965 | 172.00 6 | 203.00 7 | 215.00 4 | 235.00 6 | 289.00 9 | 299.00 7 | 302.00 5 | 308.00 2 | 442.00 8 | 1100.00 8 |
| 1966 | 60.00 2 | 60.30 2 | 64.60 2 | 92.70 1 | 375.00 16 | 577.00 23 | 710.00 23 | 799.00 22 | 812.00 19 | 1480.00 13 |
| 1967 | 194.00 10 | 194.00 5 | 234.00 9 | 272.00 11 | 311.00 12 | 322.00 9 | 347.00 10 | 392.00 10 | 606.00 12 | 1690.00 19 |
| 1968 | 193.00 9 | 196.00 6 | 283.00 14 | 292.00 13 | 309.00 11 | 363.00 12 | 407.00 12 | 474.00 13 | 699.00 16 | 2100.00 27 |
| 1969 | 453.00 33 | 453.00 30 | 503.00 31 | 553.00 30 | 593.00 29 | 618.00 24 | 726.00 24 | 927.00 25 | 1230.00 28 | 1970.00 24 |
| 1970 | 352.00 28 | 425.00 28 | 488.00 28 | 514.00 29 | 575.00 28 | 643.00 25 | 788.00 26 | 1060.00 29 | 1070.00 23 | 1680.00 18 |
| 1971 | 220.00 16 | 311.00 21 | 363.00 23 | 452.00 25 | 504.00 23 | 645.00 26 | 729.00 25 | 947.00 26 | 1120.00 24 | 1910.00 22 |
| 1972 | 225.00 17 | 295.00 19 | 340.00 20 | 375.00 20 | 392.00 19 | 496.00 20 | 550.00 17 | 556.00 16 | 663.00 14 | 1090.00 7 |
| 1973 | 446.00 32 | 561.00 33 | 570.00 33 | 637.00 33 | 757.00 32 | 841.00 32 | 941.00 30 | 1170.00 33 | 1710.00 34 | 2700.00 34 |

HIGHEST MEAN DISCHARGE, IN CFS, AND RANKING, FOR THE FOLLOWING NUMBER OF CONSECUTIVE DAYS IN YEAR ENDING SEPTEMBER 30

| YEAR | 1 | 3 | 7 | 15 | 30 | 60 | 90 | 120 | 183 | ANNUAL |
|---|---|---|---|---|---|---|---|---|---|---|
| 1940 | 5900.0 30 | 5170.0 29 | 4060.0 30 | 2750.0 31 | 2120.0 32 | 1750.0 32 | 1600.0 32 | 1500.0 32 | 1200.0 32 | 768.0 32 |
| 1941 | 2640.0 34 | 2140.0 34 | 1650.0 34 | 1260.0 34 | 1110.0 34 | 937.0 34 | 846.0 34 | 794.0 34 | 750.0 34 | 548.0 34 |
| 1942 | 12400.0 11 | 10200.0 12 | 8310.0 13 | 6730.0 8 | 5080.0 9 | 4240.0 11 | 3820.0 8 | 3170.0 11 | 2440.0 15 | 1610.0 17 |
| 1943 | 16300.0 4 | 15200.0 2 | 13500.0 2 | 11200.0 1 | 8200.0 2 | 5230.0 2 | 4470.0 3 | 3860.0 3 | 3530.0 3 | 2590.0 3 |
| 1944 | 12200.0 12 | 10900.0 9 | 9750.0 6 | 8420.0 5 | 6410.0 3 | 5070.0 3 | 4340.0 4 | 3770.0 6 | 2680.0 11 | 1640.0 16 |
| 1945 | 8650.0 21 | 8350.0 18 | 7020.0 18 | 4970.0 21 | 3560.0 24 | 3180.0 22 | 2740.0 23 | 2460.0 25 | 1990.0 24 | 1260.0 26 |
| 1946 | 7740.0 23 | 6740.0 24 | 5930.0 23 | 4230.0 26 | 3260.0 28 | 2890.0 24 | 2840.0 22 | 2490.0 23 | 2300.0 18 | 1590.0 18 |
| 1947 | 7120.0 26 | 6240.0 26 | 5100.0 26 | 4810.0 22 | 3910.0 21 | 3640.0 17 | 3200.0 16 | 2650.0 21 | 2170.0 22 | 1370.0 23 |
| 1948 | 6800.0 27 | 6590.0 25 | 6080.0 22 | 4770.0 23 | 3500.0 25 | 3300.0 20 | 3090.0 18 | 2710.0 19 | 2220.0 21 | 1440.0 22 |
| 1949 | 10600.0 17 | 8960.0 16 | 7690.0 14 | 6360.0 12 | 4870.0 11 | 4590.0 6 | 3830.0 7 | 3300.0 9 | 2890.0 9 | 1770.0 12 |
| 1950 | 15000.0 5 | 13800.0 5 | 12200.0 3 | 10300.0 2 | 8230.0 1 | 6860.0 1 | 6740.0 1 | 6660.0 1 | 5290.0 1 | 3220.0 1 |
| 1951 | 13700.0 9 | 10100.0 13 | 8330.0 12 | 6340.0 14 | 4940.0 10 | 4390.0 9 | 3880.0 6 | 3510.0 7 | 2980.0 7 | 2150.0 6 |
| 1952 | 11400.0 14 | 8230.0 20 | 5720.0 24 | 4600.0 24 | 4120.0 19 | 3520.0 18 | 3370.0 14 | 3410.0 8 | 3210.0 5 | 2220.0 5 |
| 1953 | 5240.0 32 | 4590.0 31 | 3940.0 31 | 3180.0 30 | 2780.0 30 | 2330.0 30 | 2050.0 29 | 1930.0 28 | 1670.0 29 | 1100.0 29 |
| 1954 | 6500.0 28 | 4130.0 32 | 3270.0 32 | 2600.0 32 | 2530.0 31 | 2070.0 31 | 1810.0 31 | 1580.0 31 | 1280.0 31 | 868.0 31 |
| 1955 | 5360.0 31 | 4660.0 30 | 4220.0 28 | 3510.0 29 | 2960.0 29 | 2540.0 28 | 2260.0 27 | 2170.0 26 | 1940.0 26 | 1450.0 21 |
| 1956 | 7740.0 24 | 6970.0 23 | 6420.0 20 | 5110.0 17 | 4190.0 18 | 2860.0 25 | 2600.0 25 | 2490.0 24 | 1930.0 27 | 1350.0 24 |
| 1957 | 10100.0 19 | 7390.0 22 | 5390.0 25 | 4510.0 25 | 3930.0 20 | 2910.0 23 | 2640.0 24 | 2670.0 20 | 2020.0 23 | 1230.0 28 |
| 1958 | 21000.0 1 | 18100.0 1 | 15600.0 1 | 10000.0 3 | 6380.0 4 | 4440.0 7 | 3730.0 10 | 3170.0 12 | 2380.0 16 | 2000.0 7 |
| 1959 | 20000.0 2 | 13900.0 4 | 12100.0 4 | 8280.0 6 | 6020.0 5 | 4740.0 5 | 4470.0 2 | 3820.0 5 | 2890.0 8 | 1840.0 10 |
| 1960 | 10600.0 15 | 9540.0 14 | 7270.0 17 | 5070.0 18 | 4840.0 12 | 3650.0 16 | 3120.0 17 | 2910.0 16 | 2600.0 12 | 1800.0 11 |
| 1961 | 9800.0 20 | 8870.0 17 | 7640.0 15 | 5850.0 16 | 4830.0 13 | 3730.0 15 | 3230.0 15 | 2830.0 17 | 2470.0 14 | 1540.0 19 |
| 1962 | 10600.0 16 | 9410.0 15 | 7340.0 16 | 6620.0 9 | 5110.0 8 | 3830.0 13 | 3450.0 13 | 3060.0 14 | 2590.0 13 | 1710.0 14 |
| 1963 | 13300.0 10 | 10800.0 10 | 8930.0 11 | 5880.0 15 | 3860.0 22 | 2600.0 27 | 2040.0 30 | 1730.0 30 | 1470.0 30 | 933.0 30 |
| 1964 | 3890.0 33 | 3410.0 33 | 2670.0 33 | 2370.0 33 | 2030.0 33 | 1650.0 33 | 1350.0 33 | 1230.0 33 | 1020.0 33 | 685.0 33 |
| 1965 | 6120.0 29 | 5710.0 27 | 4800.0 27 | 3930.0 27 | 3740.0 23 | 3340.0 19 | 3040.0 20 | 2790.0 18 | 2230.0 20 | 1450.0 20 |
| 1966 | 10200.0 18 | 8300.0 19 | 6600.0 19 | 5050.0 20 | 3340.0 26 | 2360.0 29 | 2090.0 28 | 1910.0 29 | 1980.0 25 | 1260.0 27 |
| 1967 | 11700.0 13 | 10600.0 11 | 9440.0 8 | 6900.0 7 | 4620.0 16 | 3950.0 12 | 3610.0 11 | 3180.0 10 | 3100.0 6 | 1910.0 9 |
| 1968 | 17900.0 3 | 14700.0 3 | 12100.0 5 | 9290.0 4 | 5950.0 6 | 4930.0 4 | 4150.0 5 | 3840.0 4 | 3320.0 4 | 2320.0 4 |
| 1969 | 13800.0 8 | 11800.0 6 | 9280.0 9 | 6360.0 13 | 4640.0 15 | 3290.0 21 | 3070.0 19 | 3080.0 13 | 2720.0 10 | 1960.0 8 |
| 1970 | 14000.0 6 | 11400.0 7 | 8980.0 10 | 6380.0 11 | 5580.0 7 | 4390.0 8 | 3510.0 12 | 2970.0 15 | 2340.0 17 | 1720.0 13 |
| 1971 | 8040.0 22 | 5550.0 28 | 4200.0 29 | 3580.0 28 | 3300.0 27 | 2850.0 26 | 2280.0 26 | 1970.0 27 | 1770.0 28 | 1330.0 25 |
| 1972 | 7730.0 25 | 7480.0 21 | 6380.0 21 | 5070.0 19 | 4290.0 17 | 3730.0 14 | 3020.0 21 | 2600.0 22 | 2290.0 19 | 1670.0 15 |
| 1973 | 14000.0 7 | 11300.0 8 | 9500.0 7 | 6390.0 10 | 4750.0 14 | 4260.0 10 | 3770.0 9 | 3880.0 2 | 3650.0 2 | 2630.0 2 |

STATISTICS ON NORMAL MONTHLY MEANS(ALL DAYS)

| OCT | NOV | DEC | JAN | FEB | MARCH | APRIL | MAY | JUNE | JULY | AUG | SEPT |
|---|---|---|---|---|---|---|---|---|---|---|---|
| BY ROWS(MEAN,VARIANCE,STANDARD DEVIATION, SKEWNESS, COEFF. OF VARIATION,PERCENTAGE OF AVERAGE FLOW) | | | | | | | | | | | |
| 0.7901E+03 | 0.1028E+04 | 0.1421E+04 | 0.1803E+04 | 0.2193E+04 | 0.2566E+04 | 0.2972E+04 | 0.2346E+04 | 0.1696E+04 | 0.1136E+04 | 0.7997E+03 | 0.6867E+03 |
| 0.3869E+06 | 0.4841E+06 | 0.1254E+07 | 0.2404E+07 | 0.2258E+07 | 0.1329E+07 | 0.2290E+07 | 0.1714E+07 | 0.9418E+06 | 0.4952E+06 | 0.3002E+06 | 0.2351E+06 |
| 0.6220E+03 | 0.6958E+03 | 0.1120E+04 | 0.1551E+04 | 0.1503E+04 | 0.1153E+04 | 0.1513E+04 | 0.1309E+04 | 0.9705E+03 | 0.7037E+03 | 0.5479E+03 | 0.4849E+03 |
| 0.1945E+01 | 0.1537E+01 | 0.1457E+01 | 0.1974E+01 | 0.9059E+00 | 0.4419E+00 | 0.1140E+01 | 0.1933E+01 | 0.2905E+01 | 0.1634E+01 | 0.1588E+01 | 0.1454E+01 |
| 0.7872E+00 | 0.6771E+00 | 0.7882E+00 | 0.8598E+00 | 0.6852E+00 | 0.4492E+00 | 0.5092E+00 | 0.5580E+00 | 0.5723E+00 | 0.6196E+00 | 0.6851E+00 | 0.7061E+00 |
| 0.4065E+01 | 0.5287E+01 | 0.7309E+01 | 0.9279E+01 | 0.1128E+02 | 0.1320E+02 | 0.1529E+02 | 0.1207E+02 | 0.8724E+01 | 0.5843E+01 | 0.4115E+01 | 0.3533E+01 |

STATISTICS ON NORMAL ANNUAL MEANS(ALL DAYS)

| MEAN | VARIANCE | STANDARD DEVIATION | SKEWNESS | COEFF. OF VARIATION | SERIAL CORR |
|---|---|---|---|---|---|
| 0.1616E+04 | 0.3307E+06 | 0.5751E+03 | 0.5531E+00 | 0.3560E+00 | 0.3893E+00 |

STATISTICS ON LOG MONTHLY MEANS(ALL DAYS)

| OCT | NOV | DEC | JAN | FEB | MARCH | APRIL | MAY | JUNE | JULY | AUG | SEPT |
|---|---|---|---|---|---|---|---|---|---|---|---|
| BY MONTHS(MEAN,VARIANCE,STANDARD DEVIATION, SKEWNESS, COEFF. OF VARIATION,PERCENTAGE OF AVERAGE FLOW) | | | | | | | | | | | |
| 0.2799E+01 | 0.2925E+01 | 0.3031E+01 | 0.3114E+01 | 0.3234E+01 | 0.3361E+01 | 0.3420E+01 | 0.3311E+01 | 0.3181E+01 | 0.2991E+01 | 0.2822E+01 | 0.2747E+01 |
| 0.8091E-01 | 0.7641E-01 | 0.1097E+00 | 0.1327E+00 | 0.1038E+00 | 0.4800E-01 | 0.4891E-01 | 0.5495E-01 | 0.3941E-01 | 0.5246E-01 | 0.6747E-01 | 0.7619E-01 |
| 0.2844E+00 | 0.2764E+00 | 0.3312E+00 | 0.3643E+00 | 0.3222E+00 | 0.2191E+00 | 0.2212E+00 | 0.2344E+00 | 0.1985E+00 | 0.2290E+00 | 0.2597E+00 | 0.2760E+00 |
| 0.6005E+00 | 0.2131E+00 | 0.1388E+00 | 0.2420E-01 | -0.2148E+00 | -0.6040E+00 | -0.5673E-01 | -0.2276E+00 | 0.5649E+00 | 0.5818E+00 | 0.4836E+00 | 0.4470E+00 |
| 0.1016E+00 | 0.9449E-01 | 0.1093E+00 | 0.1170E+00 | 0.9962E-01 | 0.6519E-01 | 0.6467E-01 | 0.7080E-01 | 0.6241E-01 | 0.7657E-01 | 0.9203E-01 | 0.1005E+00 |
| 0.7577E+01 | 0.7920E+01 | 0.8207E+01 | 0.8430E+01 | 0.8756E+01 | 0.9099E+01 | 0.9258E+01 | 0.8964E+01 | 0.8612E+01 | 0.8099E+01 | 0.7641E+01 | 0.7437E+01 |

STATISTICS ON LOG ANNUAL MEANS(ALL DAYS)

| MEAN | VARIANCE | STANDARD DEVIATION | SKEWNESS | COEFF. OF VARIATION | SERIAL CORR |
|---|---|---|---|---|---|
| 0.3179E+01 | 0.2793E-01 | 0.1671E+00 | -0.6679E+00 | 0.5256E-01 | 0.4328E+00 |

ANNUAL PEAKS

| | |
|---|---|
| 1905 | 15400 |
| 1906 | 6790 |
| 1937 | 17400 |
| 1940 | 6290 |
| 1941 | 2700 |
| 1942 | 13100 |
| 1943 | 16900 |
| 1944 | 14600 |
| 1945 | 9600 |
| 1946 | 7740 |
| 1947 | 8490 |
| 1948 | 8130 |
| 1949 | 12000 |
| 1950 | 17200 |
| 1951 | 15000 |
| 1952 | 12400 |
| 1953 | 6960 |
| 1954 | 6500 |
| 1955 | 5840 |
| 1956 | 10400 |
| 1957 | 18800 |
| 1958 | 21400 |
| 1959 | 22600 |
| 1960 | 14200 |
| 1961 | 11000 |
| 1962 | 12800 |
| 1963 | 15700 |
| 1964 | 4740 |
| 1965 | 6450 |
| 1966 | 11800 |
| 1967 | 12100 |
| 1968 | 20600 |
| 1969 | 14600 |
| 1970 | 14600 |
| 1971 | 8900 |
| 1972 | 10600 |
| 1973 | 14200 |

## 03333450 Wildcat Creek near Jerome, Ind.

LOCATION.--Lat 40°26'29", long 85°55'08", in NE¼SE¼ sec.14, T.23 N., R.5 E., Howard County, on right bank at downstream side of bridge on County Road 1100 East, 0.5 mile (0.8 km) downstream from Mud Creek, and 1.5 miles (2.4 km) southeast of Jerome.

DRAINAGE AREA.--146 mi² (378 km²).

### DURATION TABLE OF DAILY DISCHARGE FOR YEAR ENDING SEPTEMBER 30

| CLASS | 0 | 1 | 2 | 3 | 4 | 5 | 6 | 7 | 8 | 9 | 10 | 11 | 12 | 13 | 14 | 15 | 16 | 17 | 18 | 19 | 20 | 21 | 22 | 23 | 24 | 25 | 26 | 27 | 28 | 29 | 30 | 31 | 32 | 33 | 34 |
|---|---|---|---|---|---|---|---|---|---|---|---|---|---|---|---|---|---|---|---|---|---|---|---|---|---|---|---|---|---|---|---|---|---|---|---|
| YEAR | NUMBER OF DAYS IN CLASS | | | | | | | | | | | | | | | | | | | | | | | | | | | | | | | | | | CFS_DAYS |
| 1962 | | | | | 4 | 7 | 15 | 8 | 11 | 7 | 6 | 12 | 36 | 34 | 27 | 30 | 23 | 27 | 24 | 17 | 19 | 12 | 8 | 6 | 8 | 7 | 5 | 2 | 1 | 5 | 1 | 1 | 2 | | 47642.3 |
| 1963 | | | | 3 | 11 | 20 | 5 | 5 | 21 | 27 | 29 | 34 | 24 | 49 | 25 | 16 | 14 | 13 | 7 | 7 | 8 | 9 | 6 | 6 | 4 | 5 | 9 | 4 | 1 | | 2 | | 1 | | | 27861.7 |
| 1964 | | | | 47 | 29 | 34 | 23 | 6 | 11 | 17 | 14 | 28 | 16 | 17 | 10 | 10 | 6 | 9 | 7 | 6 | 7 | 15 | 8 | 5 | 9 | 4 | 5 | 11 | 2 | 3 | 3 | | 2 | 2 | | 42802.5 |
| 1965 | | | 4 | 23 | 16 | 15 | 25 | 22 | 43 | 18 | 13 | 17 | 13 | 8 | 9 | 12 | 8 | 7 | 10 | 17 | 17 | 18 | 9 | 8 | 6 | 5 | 10 | 7 | 2 | 2 | 1 | | | | | 31088.0 |
| 1966 | | | 16 | 9 | 8 | 4 | 9 | 18 | 5 | 9 | 5 | 3 | 7 | 38 | 49 | 36 | 27 | 30 | 27 | 25 | 18 | 8 | 5 | 4 | | 2 | 3 | | | | | | | | | 18314.5 |
| 1967 | | 4 | 12 | 28 | 8 | 27 | 16 | 12 | 7 | 13 | 7 | 10 | 12 | 24 | 16 | 13 | 13 | 24 | 11 | 13 | 14 | 11 | 9 | 9 | 13 | 8 | 7 | 7 | 3 | 6 | 4 | 1 | 3 | | | 48318.3 |
| 1968 | | | 6 | 1 | 6 | 5 | 18 | 30 | 28 | 15 | 17 | 5 | 5 | 17 | 22 | 29 | 16 | 12 | 18 | 13 | 13 | 15 | 16 | 15 | 10 | 9 | 8 | 5 | 3 | 2 | 1 | 3 | 1 | 1 | 1 | 48252.4 |
| 1969 | | | | | | | | 11 | 27 | 23 | 12 | 11 | 9 | 16 | 19 | 28 | 16 | 33 | 25 | 32 | 30 | 19 | 14 | 12 | 8 | 4 | 4 | 4 | 3 | 1 | 1 | | 2 | 1 | | 41417.7 |
| 1970 | | | | | | | | | | | 2 | 16 | 13 | 25 | 25 | 34 | 21 | 38 | 32 | 26 | 32 | 24 | 20 | 16 | 9 | 10 | 7 | 5 | 4 | 1 | 2 | 2 | 1 | | | 50049.0 |
| 1971 | | | | | | | 7 | 11 | 5 | 11 | 8 | 14 | 31 | 37 | 26 | 29 | 33 | 34 | 30 | 15 | 17 | 16 | 8 | 9 | 6 | 4 | 4 | 6 | | 2 | 1 | 1 | | | | 31999.4 |
| 1972 | | | | | | | | 1 | 12 | 31 | 22 | 19 | 18 | 11 | 15 | 25 | 22 | 31 | 29 | 18 | 21 | 21 | 11 | 14 | 11 | 8 | 8 | 5 | 1 | 6 | 3 | 1 | 1 | 1 | | 49375.1 |
| 1973 | | | | | | | | | | | 6 | 24 | 12 | 8 | 7 | 8 | 13 | 30 | 34 | 20 | 35 | 24 | 24 | 21 | 22 | 20 | 15 | 14 | 10 | 8 | 5 | 3 | 2 | | | 84369.0 |

| CLASS | CFS | TOTAL | ACCUM | PERCT | CLASS | CFS | TOTAL | ACCUM | PERCT | CLASS | CFS | TOTAL | ACCUM | PERCT | CLASS | CFS | TOTAL | ACCUM | PERCT |
|---|---|---|---|---|---|---|---|---|---|---|---|---|---|---|---|---|---|---|---|
| 0 | 0.00 | 0 | 4383 | 100.0 | 9 | 7.40 | 175 | 3635 | 82.9 | 18 | 64.0 | 257 | 1646 | 37.6 | 27 | 550 | 73 | 198 | 4.5 |
| 1 | 1.10 | 4 | 4383 | 100.0 | 10 | 9.40 | 142 | 3460 | 78.9 | 19 | 81.0 | 216 | 1389 | 31.7 | 28 | 700 | 31 | 125 | 2.8 |
| 2 | 1.40 | 38 | 4379 | 99.9 | 11 | 12.00 | 187 | 3318 | 75.7 | 20 | 100.0 | 229 | 1173 | 26.8 | 29 | 880 | 32 | 94 | 2.1 |
| 3 | 1.80 | 111 | 4341 | 99.0 | 12 | 15.00 | 172 | 3131 | 71.4 | 21 | 130.0 | 199 | 944 | 21.5 | 30 | 1100 | 26 | 62 | 1.4 |
| 4 | 2.30 | 78 | 4230 | 96.5 | 13 | 19.00 | 286 | 2959 | 67.5 | 22 | 170.0 | 142 | 745 | 17.0 | 31 | 1400 | 14 | 36 | .8 |
| 5 | 2.90 | 109 | 4152 | 94.7 | 14 | 25.00 | 257 | 2673 | 61.0 | 23 | 210.0 | 127 | 603 | 13.8 | 32 | 1800 | 11 | 22 | .5 |
| 6 | 3.60 | 110 | 4043 | 92.2 | 15 | 31.00 | 267 | 2416 | 55.1 | 24 | 270.0 | 104 | 476 | 10.9 | 33 | 2300 | 8 | 11 | .2 |
| 7 | 4.60 | 131 | 3933 | 89.7 | 16 | 40.00 | 219 | 2149 | 49.0 | 25 | 340.0 | 87 | 372 | 8.5 | 34 | 2900 | 3 | 3 | .0 |
| 8 | 5.90 | 167 | 3802 | 86.7 | 17 | 50.00 | 284 | 1930 | 44.0 | 26 | 430.0 | 87 | 285 | 6.5 | | | | | |

### LOWEST MEAN DISCHARGE, IN CFS, AND RANKING, FOR THE FOLLOWING NUMBER OF CONSECUTIVE DAYS IN YEAR ENDING MARCH 31

| YEAR | 1 | | 3 | | 7 | | 14 | | 30 | | 60 | | 90 | | 120 | | 183 | | ANNUAL | |
|---|---|---|---|---|---|---|---|---|---|---|---|---|---|---|---|---|---|---|---|---|
| 1963 | 6.00 | 10 | 6.00 | 9 | 6.00 | 9 | 6.21 | 8 | 8.45 | 10 | 10.80 | 8 | 12.40 | 8 | 15.60 | 7 | 20.10 | 6 | 97.90 | 4 |
| 1964 | 1.90 | 4 | 1.90 | 4 | 1.91 | 4 | 1.99 | 4 | 2.18 | 3 | 2.47 | 3 | 2.77 | 3 | 2.73 | 1 | 4.10 | 1 | 54.00 | 1 |
| 1965 | 1.50 | 3 | 1.60 | 3 | 1.80 | 3 | 1.89 | 3 | 2.03 | 2 | 2.45 | 2 | 2.69 | 2 | 3.21 | 3 | 5.34 | 2 | 124.00 | 8 |
| 1966 | 4.50 | 6 | 4.83 | 6 | 5.57 | 7 | 6.07 | 7 | 6.14 | 6 | 8.51 | 6 | 10.60 | 6 | 42.40 | 8 | 43.30 | 8 | 83.80 | 3 |
| 1967 | 1.10 | 1 | 1.10 | 1 | 1.29 | 1 | 1.44 | 1 | 1.71 | 1 | 1.99 | 1 | 2.57 | 1 | 3.13 | 2 | 13.60 | 4 | 115.00 | 6 |
| 1968 | 1.50 | 2 | 1.53 | 2 | 1.64 | 2 | 1.76 | 2 | 2.30 | 4 | 3.00 | 4 | 3.72 | 4 | 3.98 | 4 | 8.80 | 3 | 127.00 | 9 |
| 1969 | 4.80 | 7 | 4.87 | 7 | 5.40 | 6 | 5.63 | 6 | 5.96 | 5 | 6.47 | 5 | 8.14 | 5 | 10.10 | 5 | 26.80 | 7 | 112.00 | 5 |
| 1970 | 5.50 | 8 | 5.50 | 8 | 5.93 | 8 | 6.46 | 9 | 8.22 | 9 | 30.10 | 10 | 38.40 | 9 | 43.40 | 9 | 75.30 | 10 | 122.00 | 7 |
| 1971 | 11.00 | 11 | 11.30 | 11 | 12.10 | 11 | 12.80 | 11 | 17.10 | 11 | 35.10 | 11 | 47.50 | 11 | 46.00 | 10 | 61.70 | 9 | 127.00 | 10 |
| 1972 | 4.20 | 5 | 4.20 | 5 | 4.37 | 5 | 4.65 | 5 | 6.36 | 7 | 9.96 | 7 | 11.60 | 7 | 12.20 | 6 | 16.20 | 5 | 69.20 | 2 |
| 1973 | 5.70 | 9 | 6.10 | 10 | 6.67 | 10 | 7.14 | 10 | 7.77 | 8 | 15.00 | 9 | 46.50 | 10 | 53.90 | 11 | 108.00 | 11 | 247.00 | 11 |

### HIGHEST MEAN DISCHARGE, IN CFS, AND RANKING, FOR THE FOLLOWING NUMBER OF CONSECUTIVE DAYS IN YEAR ENDING SEPTEMBER 30

| YEAR | 1 | | 3 | | 7 | | 15 | | 30 | | 60 | | 90 | | 120 | | 183 | | ANNUAL | |
|---|---|---|---|---|---|---|---|---|---|---|---|---|---|---|---|---|---|---|---|---|
| 1962 | 2650.0 | 4 | 1950.0 | 7 | 1020.0 | 7 | 572.0 | 9 | 453.0 | 8 | 378.0 | 4 | 315.0 | 4 | 250.0 | 5 | 214.0 | 5 | 131.0 | 6 |
| 1963 | 2810.0 | 3 | 1980.0 | 5 | 1150.0 | 6 | 758.0 | 7 | 539.0 | 4 | 343.0 | 5 | 244.0 | 8 | 188.0 | 10 | 136.0 | 11 | 76.3 | 11 |
| 1964 | 3460.0 | 1 | 2890.0 | 1 | 1700.0 | 1 | 1010.0 | 1 | 696.0 | 1 | 501.0 | 1 | 356.0 | 1 | 309.0 | 2 | 229.0 | 4 | 117.0 | 7 |
| 1965 | 1260.0 | 11 | 910.0 | 11 | 563.0 | 11 | 375.0 | 11 | 300.0 | 11 | 262.0 | 11 | 231.0 | 9 | 207.0 | 8 | 143.0 | 10 | 85.2 | 10 |
| 1966 | 528.0 | 12 | 473.0 | 12 | 310.0 | 12 | 188.0 | 12 | 119.0 | 12 | 100.0 | 12 | 92.1 | 12 | 81.0 | 12 | 79.8 | 12 | 50.2 | 12 |
| 1967 | 2280.0 | 7 | 2050.0 | 3 | 1370.0 | 4 | 780.0 | 5 | 492.0 | 7 | 331.0 | 8 | 301.0 | 5 | 304.0 | 3 | 255.0 | 2 | 132.0 | 4 |
| 1968 | 2920.0 | 2 | 2010.0 | 4 | 1580.0 | 2 | 931.0 | 2 | 525.0 | 6 | 435.0 | 2 | 328.0 | 3 | 290.0 | 4 | 239.0 | 3 | 132.0 | 5 |
| 1969 | 2630.0 | 5 | 2270.0 | 2 | 1390.0 | 3 | 817.0 | 3 | 528.0 | 5 | 336.0 | 6 | 251.0 | 6 | 231.0 | 6 | 181.0 | 7 | 113.0 | 8 |
| 1970 | 1830.0 | 9 | 1370.0 | 9 | 866.0 | 10 | 516.0 | 10 | 364.0 | 10 | 310.0 | 9 | 228.0 | 10 | 198.0 | 9 | 178.0 | 8 | 137.0 | 2 |
| 1971 | 1480.0 | 10 | 1110.0 | 10 | 899.0 | 9 | 612.0 | 8 | 451.0 | 9 | 286.0 | 10 | 203.0 | 11 | 171.0 | 11 | 144.0 | 9 | 87.7 | 9 |
| 1972 | 2340.0 | 6 | 1970.0 | 6 | 1300.0 | 5 | 764.0 | 6 | 550.0 | 3 | 331.0 | 7 | 248.0 | 7 | 220.0 | 7 | 206.0 | 6 | 135.0 | 3 |
| 1973 | 1930.0 | 8 | 1490.0 | 8 | 906.0 | 8 | 793.0 | 4 | 619.0 | 2 | 427.0 | 3 | 352.0 | 2 | 323.0 | 1 | 343.0 | 1 | 231.0 | 1 |

STATISTICS ON NORMAL MONTHLY MEANS(ALL DAYS)

| OCT | NOV | DEC | JAN | FEB | MARCH | APRIL | MAY | JUNE | JULY | AUG | SEPT |
|---|---|---|---|---|---|---|---|---|---|---|---|
| BY ROWS(MEAN,VARIANCE,STANDARD DEVIATION, SKEWNESS, COEFF. OF VARIATION,PERCENTAGE OF AVERAGE FLOW) | | | | | | | | | | | |
| 0.5598E+02 | 0.9462E+02 | 0.1466E+03 | 0.1453E+03 | 0.1576E+03 | 0.2591E+03 | 0.2444E+03 | 0.1048E+03 | 0.6651E+02 | 0.7935E+02 | 0.3352E+02 | 0.4253E+02 |
| 0.7317E+04 | 0.2808E+05 | 0.2421E+05 | 0.1764E+05 | 0.1372E+05 | 0.2572E+05 | 0.3949E+05 | 0.2015E+04 | 0.2080E+04 | 0.9692E+04 | 0.3044E+04 | 0.3616E+04 |
| 0.8554E+02 | 0.1676E+03 | 0.1556E+03 | 0.1328E+03 | 0.1171E+03 | 0.1604E+03 | 0.1987E+03 | 0.4489E+02 | 0.4561E+02 | 0.9845E+02 | 0.5517E+02 | 0.6014E+02 |
| 0.1750E+01 | 0.2261E+01 | 0.8168E+00 | 0.8384E+00 | 0.6330E+00 | 0.5508E+00 | 0.1268E+01 | 0.9386E+00 | 0.1424E+01 | 0.1926E+01 | 0.2878E+01 | 0.1549E+01 |
| 0.1528E+01 | 0.1771E+01 | 0.1061E+01 | 0.9140E+00 | 0.7431E+00 | 0.6189E+00 | 0.8129E+00 | 0.4285E+00 | 0.6857E+00 | 0.1241E+01 | 0.1646E+01 | 0.1414E+01 |
| 0.3913E+01 | 0.6615E+01 | 0.1025E+02 | 0.1016E+02 | 0.1102E+02 | 0.1812E+02 | 0.1709E+02 | 0.7325E+01 | 0.4650E+01 | 0.5548E+01 | 0.2343E+01 | 0.2974E+01 |

STATISTICS ON NORMAL ANNUAL MEANS(ALL DAYS)

| MEAN | VARIANCE | STANDARD DEVIATION | SKEWNESS | COEFF. OF VARIATION | SERIAL CORR |
|---|---|---|---|---|---|
| 0.1190E+03 | 0.2032E+04 | 0.4508E+02 | 0.1137E+01 | 0.3789E+00 | 0.1207E+00 |

STATISTICS ON LOG MONTHLY MEANS(ALL DAYS)

| OCT | NOV | DEC | JAN | FEB | MARCH | APRIL | MAY | JUNE | JULY | AUG | SEPT |
|---|---|---|---|---|---|---|---|---|---|---|---|
| BY ROWS(MEAN,VARIANCE,STANDARD DEVIATION, SKEWNESS, COEFF. OF VARIATION,PERCENTAGE OF AVERAGE FLOW) | | | | | | | | | | | |
| 0.1185E+01 | 0.1412E+01 | 0.1778E+01 | 0.1879E+01 | 0.2017E+01 | 0.2329E+01 | 0.2242E+01 | 0.1987E+01 | 0.1735E+01 | 0.1637E+01 | 0.1185E+01 | 0.1177E+01 |
| 0.6130E+00 | 0.5445E+00 | 0.5437E+00 | 0.3904E+00 | 0.2469E+00 | 0.8501E-01 | 0.1585E+00 | 0.3018E-01 | 0.8492E-01 | 0.2427E+00 | 0.2714E+00 | 0.4635E+00 |
| 0.7829E+00 | 0.7379E+00 | 0.7374E+00 | 0.6248E+00 | 0.4969E+00 | 0.2916E+00 | 0.3981E+00 | 0.1737E+00 | 0.2914E+00 | 0.4926E+00 | 0.5209E+00 | 0.6808E+00 |
| 0.3273E+00 | 0.4912E+00 | -0.5977E+00 | -0.7121E+00 | -0.1093E+01 | -0.7976E-01 | -0.3716E+00 | 0.5624E+00 | 0.6955E-02 | 0.4315E+00 | 0.9519E+00 | 0.3744E+00 |
| 0.6604E+00 | 0.5227E+00 | 0.4148E+00 | 0.3325E+00 | 0.2463E+00 | 0.1252E+00 | 0.1776E+00 | 0.8743E-01 | 0.1679E+00 | 0.3009E+00 | 0.4396E+00 | 0.5782E+00 |
| 0.5765E+01 | 0.6865E+01 | 0.8645E+01 | 0.9138E+01 | 0.9809E+01 | 0.1133E+02 | 0.1090E+02 | 0.9662E+01 | 0.8437E+01 | 0.7962E+01 | 0.5763E+01 | 0.5726E+01 |

STATISTICS ON LOG ANNUAL MEANS(ALL DAYS)

| MEAN | VARIANCE | STANDARD DEVIATION | SKEWNESS | COEFF. OF VARIATION | SERIAL CORR |
|---|---|---|---|---|---|
| 0.2047E+01 | 0.2755E-01 | 0.1660E+00 | -0.3524E+00 | 0.8108E-01 | 0.4375E-01 |

**ANNUAL PEAKS**

| | |
|---|---|
| 1962 | 3990 |
| 1963 | 3390 |
| 1964 | 4160 |
| 1965 | 1500 |
| 1966 | 632 |
| 1967 | 2540 |
| 1968 | 3150 |
| 1969 | 2790 |
| 1970 | 2180 |
| 1971 | 1710 |
| 1972 | 2910 |
| 1973 | 2240 |

## 03333500 Wildcat Creek at Greentown, Ind.

LOCATION.--Lat 40°28', long 85°58', in NE¼ sec.5, T.23 N., R.5 E., at bridge on U.S. Highway 35, 0.75 mile (1.21 km) west of Greentown, and 10.5 miles (16.8 km) upstream from Kokomo Creek.

DRAINAGE AREA.--172 mi² (446 km²).

### DURATION TABLE OF DAILY DISCHARGE FOR YEAR ENDING SEPTEMBER 30

| CLASS | 0 | 1 | 2 | 3 | 4 | 5 | 6 | 7 | 8 | 9 | 10 | 11 | 12 | 13 | 14 | 15 | 16 | 17 | 18 | 19 | 20 | 21 | 22 | 23 | 24 | 25 | 26 | 27 | 28 | 29 | 30 | 31 | 32 | 33 | 34 |
|---|---|---|---|---|---|---|---|---|---|---|---|---|---|---|---|---|---|---|---|---|---|---|---|---|---|---|---|---|---|---|---|---|---|---|---|
| YEAR | NUMBER OF DAYS IN CLASS | | | | | | | | | | | | | | | | | | | | | | | | | | | | | | | | | | CFS_DAYS |
| 1946 | | | | 3 | 6 | 8 | 20 | 7 | 11 | 3 | 8 | 10 | 16 | 26 | 34 | 35 | 24 | 27 | 19 | 16 | 15 | 21 | 11 | 14 | 12 | 8 | 6 | 2 | 3 | | | | | | 54185.2 |
| 1947 | | | | 14 | 2 | | 13 | 17 | 40 | 28 | 17 | 22 | 11 | 24 | 11 | 19 | 17 | 19 | 27 | 15 | 12 | 14 | 13 | 10 | 6 | 5 | 2 | 3 | 3 | 1 | | | | | 43982.7 |
| 1948 | | | 5 | 1 | 7 | 7 | 5 | 4 | 15 | 31 | 21 | 21 | 20 | 27 | 24 | 34 | 11 | 20 | 15 | 11 | 7 | 8 | 18 | 13 | 9 | 7 | 3 | 6 | 4 | 6 | 4 | 2 | | | 60571.8 |
| 1949 | | | | 2 | 3 | 6 | 8 | 25 | 15 | 9 | 5 | 15 | 27 | 25 | 22 | 19 | 13 | 12 | 30 | 34 | 20 | 13 | 12 | 4 | 8 | 14 | 7 | 7 | 2 | 4 | 2 | 1 | | 1 | 60140.8 |
| 1950 | | | | | | 5 | 5 | 4 | 13 | 8 | 10 | 9 | 9 | 22 | 22 | 24 | 27 | 17 | 19 | 18 | 27 | 10 | 26 | 13 | 15 | 12 | 15 | 6 | 10 | 5 | 8 | 2 | 2 | 1 | 1 | 107693.1 |
| 1951 | | | 4 | 8 | 5 | 14 | 8 | 7 | 7 | 8 | 9 | 30 | 13 | 11 | 12 | 16 | 24 | 22 | 15 | 32 | 22 | 14 | 15 | 16 | 13 | 6 | 9 | 12 | 8 | 4 | 1 | | | | | 65845.6 |
| 1952 | | 6 | 7 | 6 | 2 | 1 | 1 | 7 | 23 | 12 | 9 | 18 | 8 | 11 | 13 | 19 | 12 | 16 | 11 | 27 | 24 | 30 | 25 | 19 | 13 | 15 | 16 | 4 | 6 | 3 | 2 | | | | | 71508.5 |
| 1953 | | | | | | | 1 | 23 | 23 | 20 | 21 | 11 | 10 | 13 | 9 | 16 | 17 | 28 | 32 | 35 | 29 | 12 | 29 | 12 | 7 | 8 | 3 | 2 | 2 | 2 | | | | | | 45519.1 |
| 1954 | | | 4 | 18 | 16 | 18 | 52 | 54 | 30 | 14 | 9 | 16 | 13 | 13 | 11 | 23 | 23 | 12 | 8 | 10 | 5 | 4 | 8 | 3 | 1 | | | | | | | | | | | 11580.1 |
| 1955 | | | 1 | | | | 13 | 10 | 9 | 13 | 31 | 32 | 25 | 15 | 14 | 22 | 32 | 20 | 26 | 21 | 22 | 14 | 18 | 10 | 4 | 4 | 4 | 2 | 2 | 1 | | | | | | 36183.9 |
| 1956 | | | 2 | 4 | 3 | 5 | 10 | 7 | 9 | 8 | 8 | 14 | 31 | 20 | 28 | 33 | 28 | 20 | 27 | 17 | 25 | 20 | 16 | 10 | 9 | 3 | 5 | 1 | 2 | 1 | | | | | | 38884.3 |
| 1957 | | 3 | 9 | 3 | 1 | 5 | 4 | 15 | 9 | 19 | 25 | 24 | 14 | 13 | 8 | 10 | 14 | 30 | 20 | 28 | 13 | 13 | 14 | 14 | 12 | 12 | 9 | 8 | 5 | 6 | 4 | | 1 | | | 72374.4 |
| 1958 | | | | | | | | | | 6 | 1 | 10 | 15 | 18 | 33 | 42 | 62 | 33 | 26 | 21 | 20 | 9 | 15 | 9 | 7 | 10 | 2 | 10 | 5 | 1 | 5 | 2 | 2 | 1 | | 76123.8 |
| 1959 | | | | | | 20 | 13 | 10 | 10 | 18 | 18 | 28 | 18 | 8 | 11 | 13 | 15 | 15 | 21 | 23 | 26 | 18 | 22 | 20 | 7 | 8 | 6 | 7 | | 5 | | 4 | | | 1 | 65828.5 |
| 1960 | | | | | | | | 4 | 3 | 7 | 9 | 17 | 27 | 17 | 37 | 56 | 46 | 32 | 31 | 17 | 25 | 6 | 11 | 5 | 4 | 4 | 2 | 5 | 1 | | | | | | | 33113.1 |

| CLASS | CFS | TOTAL | ACCUM | PERCT | CLASS | CFS | TOTAL | ACCUM | PERCT | CLASS | CFS | TOTAL | ACCUM | PERCT | CLASS | CFS | TOTAL | ACCUM | PERCT |
|---|---|---|---|---|---|---|---|---|---|---|---|---|---|---|---|---|---|---|---|
| 0 | 0.00 | 0 | 5479 | 100.0 | 9 | 7.70 | 224 | 4732 | 86.4 | 18 | 77.0 | 327 | 2167 | 39.6 | 27 | 770 | 78 | 222 | 4.0 |
| 1 | 1.00 | 9 | 5479 | 100.0 | 10 | 10.00 | 207 | 4508 | 82.3 | 19 | 100.0 | 340 | 1840 | 33.6 | 28 | 1000 | 52 | 144 | 2.6 |
| 2 | 1.30 | 32 | 5470 | 99.8 | 11 | 13.00 | 270 | 4301 | 78.5 | 20 | 130.0 | 296 | 1500 | 27.4 | 29 | 1300 | 44 | 92 | 1.6 |
| 3 | 1.70 | 42 | 5438 | 99.3 | 12 | 17.00 | 262 | 4031 | 73.6 | 21 | 170.0 | 198 | 1204 | 22.0 | 30 | 1700 | 27 | 48 | .8 |
| 4 | 2.20 | 54 | 5396 | 98.5 | 13 | 22.00 | 240 | 3769 | 68.8 | 22 | 210.0 | 264 | 1006 | 18.4 | 31 | 2100 | 11 | 21 | .3 |
| 5 | 2.80 | 89 | 5342 | 97.5 | 14 | 28.00 | 294 | 3529 | 64.4 | 23 | 280.0 | 172 | 742 | 13.5 | 32 | 2800 | 5 | 10 | .1 |
| 6 | 3.60 | 128 | 5253 | 95.9 | 15 | 36.00 | 372 | 3235 | 59.0 | 24 | 360.0 | 133 | 570 | 10.4 | 33 | 3600 | 3 | 5 | .0 |
| 7 | 4.60 | 203 | 5125 | 93.5 | 16 | 46.00 | 378 | 2863 | 52.3 | 25 | 460.0 | 121 | 437 | 8.0 | 34 | 4600 | 2 | 2 | .0 |
| 8 | 6.00 | 190 | 4922 | 89.8 | 17 | 60.00 | 318 | 2485 | 45.4 | 26 | 600.0 | 94 | 316 | 5.8 | | | | | |

### LOWEST MEAN DISCHARGE, IN CFS, AND RANKING, FOR THE FOLLOWING NUMBER OF CONSECUTIVE DAYS IN YEAR ENDING MARCH 31

| YEAR | 1 | | 3 | | 7 | | 14 | | 30 | | 60 | | 90 | | 120 | | 183 | | ANNUAL | |
|---|---|---|---|---|---|---|---|---|---|---|---|---|---|---|---|---|---|---|---|---|
| 1946 | 4.00 | 10 | 4.13 | 10 | 4.63 | 12 | 5.84 | 12 | 6.22 | 11 | 22.20 | 14 | 35.90 | 14 | 71.20 | 15 | 74.70 | 14 | 177.00 | 10 |
| 1947 | 2.40 | 5 | 2.40 | 5 | 2.40 | 5 | 2.46 | 5 | 3.27 | 4 | 4.46 | 5 | 5.45 | 5 | 6.67 | 4 | 18.80 | 6 | 82.10 | 5 |
| 1948 | 6.70 | 14 | 6.70 | 14 | 7.00 | 14 | 7.69 | 14 | 8.41 | 13 | 9.65 | 10 | 13.10 | 9 | 13.70 | 9 | 18.50 | 5 | 170.00 | 9 |
| 1949 | 1.40 | 3 | 1.40 | 3 | 1.66 | 3 | 2.26 | 4 | 3.35 | 5 | 3.86 | 3 | 8.67 | 8 | 13.20 | 8 | 39.00 | 9 | 215.00 | 13 |
| 1950 | 3.00 | 7 | 3.20 | 7 | 3.60 | 8 | 5.24 | 11 | 6.01 | 10 | 9.33 | 9 | 37.30 | 15 | 53.10 | 13 | 56.00 | 12 | 258.00 | 16 |
| 1951 | 3.40 | 8 | 3.40 | 8 | 3.69 | 9 | 5.13 | 10 | 6.31 | 12 | 23.70 | 15 | 35.50 | 13 | 40.90 | 11 | 50.10 | 11 | 197.00 | 12 |
| 1952 | 1.00 | 1 | 1.10 | 1 | 1.34 | 2 | 1.51 | 2 | 2.24 | 3 | 2.50 | 1 | 4.31 | 2 | 7.16 | 5 | 26.60 | 8 | 178.00 | 11 |
| 1953 | 5.20 | 13 | 5.30 | 13 | 6.14 | 13 | 7.03 | 13 | 9.52 | 14 | 11.50 | 12 | 18.30 | 10 | 19.30 | 10 | 39.70 | 10 | 137.00 | 8 |
| 1954 | 3.50 | 9 | 3.57 | 9 | 3.59 | 7 | 3.59 | 7 | 3.79 | 7 | 4.84 | 6 | 5.06 | 3 | 5.17 | 1 | 9.45 | 1 | 67.20 | 1 |
| 1955 | 1.60 | 4 | 1.60 | 4 | 1.67 | 4 | 1.84 | 3 | 1.95 | 1 | 2.80 | 2 | 3.84 | 1 | 9.14 | 6 | 12.00 | 4 | 79.60 | 3 |
| 1956 | 4.10 | 11 | 4.17 | 11 | 4.27 | 10 | 4.38 | 8 | 5.55 | 9 | 10.20 | 11 | 28.30 | 12 | 51.00 | 12 | 61.30 | 13 | 103.00 | 6 |
| 1957 | 1.10 | 2 | 1.17 | 2 | 1.33 | 1 | 1.49 | 1 | 1.98 | 2 | 3.92 | 4 | 5.16 | 4 | 6.35 | 2 | 11.70 | 3 | 81.10 | 4 |
| 1958 | 7.60 | 15 | 7.97 | 15 | 8.84 | 15 | 9.25 | 16 | 22.50 | 16 | 55.50 | 16 | 65.90 | 16 | 107.00 | 16 | 181.00 | 16 | 251.00 | 15 |
| 1959 | 8.00 | 16 | 8.30 | 16 | 8.87 | 16 | 9.22 | 15 | 12.50 | 15 | 14.50 | 13 | 25.30 | 11 | 60.60 | 14 | 90.80 | 15 | 237.00 | 14 |
| 1960 | 2.80 | 6 | 2.80 | 6 | 2.94 | 6 | 3.09 | 6 | 3.51 | 6 | 5.06 | 7 | 6.96 | 7 | 10.80 | 7 | 20.50 | 7 | 117.00 | 7 |
| 1961 | 4.50 | 12 | 4.50 | 12 | 4.56 | 11 | 4.64 | 9 | 5.00 | 8 | 5.66 | 8 | 6.34 | 6 | 6.55 | 3 | 11.20 | 2 | 75.70 | 2 |

### HIGHEST MEAN DISCHARGE, IN CFS, AND RANKING, FOR THE FOLLOWING NUMBER OF CONSECUTIVE DAYS IN YEAR ENDING SEPTEMBER 30

| YEAR | 1 | | 3 | | 7 | | 15 | | 30 | | 60 | | 90 | | 120 | | 183 | | ANNUAL | |
|---|---|---|---|---|---|---|---|---|---|---|---|---|---|---|---|---|---|---|---|---|
| 1946 | 1520.0 | 11 | 1100.0 | 13 | 790.0 | 11 | 535.0 | 11 | 362.0 | 11 | 292.0 | 11 | 300.0 | 10 | 250.0 | 10 | 235.0 | 9 | 148.0 | 9 |
| 1947 | 1840.0 | 8 | 1510.0 | 8 | 1030.0 | 8 | 680.0 | 9 | 501.0 | 9 | 426.0 | 8 | 344.0 | 9 | 273.0 | 9 | 224.0 | 10 | 121.0 | 11 |
| 1948 | 2500.0 | 6 | 1990.0 | 6 | 1510.0 | 6 | 1150.0 | 4 | 1090.0 | 2 | 671.0 | 2 | 501.0 | 2 | 409.0 | 5 | 312.0 | 6 | 165.0 | 7 |
| 1949 | 3930.0 | 4 | 2540.0 | 4 | 1530.0 | 4 | 1180.0 | 3 | 893.0 | 4 | 664.0 | 3 | 497.0 | 3 | 405.0 | 6 | 288.0 | 7 | 165.0 | 8 |
| 1950 | 5720.0 | 1 | 3860.0 | 1 | 2460.0 | 2 | 2050.0 | 1 | 1400.0 | 1 | 1050.0 | 1 | 784.0 | 1 | 725.0 | 1 | 518.0 | 1 | 295.0 | 1 |
| 1951 | 1810.0 | 9 | 1440.0 | 9 | 1160.0 | 7 | 830.0 | 7 | 531.0 | 8 | 418.0 | 9 | 373.0 | 8 | 357.0 | 7 | 324.0 | 5 | 180.0 | 6 |
| 1952 | 1860.0 | 7 | 1590.0 | 7 | 958.0 | 9 | 787.0 | 8 | 566.0 | 7 | 478.0 | 7 | 451.0 | 5 | 411.0 | 4 | 349.0 | 3 | 195.0 | 4 |
| 1953 | 1540.0 | 10 | 1190.0 | 10 | 721.0 | 12 | 535.0 | 12 | 390.0 | 10 | 323.0 | 10 | 275.0 | 11 | 244.0 | 11 | 209.0 | 11 | 125.0 | 10 |
| 1954 | 388.0 | 15 | 306.0 | 15 | 243.0 | 15 | 177.0 | 15 | 118.0 | 15 | 93.7 | 15 | 79.8 | 15 | 75.6 | 15 | 59.0 | 15 | 31.7 | 15 |
| 1955 | 1330.0 | 13 | 1120.0 | 11 | 703.0 | 13 | 487.0 | 13 | 293.0 | 13 | 212.0 | 13 | 217.0 | 12 | 204.0 | 12 | 157.0 | 12 | 99.1 | 13 |
| 1956 | 1410.0 | 12 | 1100.0 | 12 | 895.0 | 10 | 552.0 | 10 | 315.0 | 12 | 218.0 | 12 | 169.0 | 14 | 203.0 | 13 | 152.0 | 13 | 106.0 | 12 |
| 1957 | 3380.0 | 5 | 2510.0 | 5 | 1570.0 | 3 | 1020.0 | 5 | 821.0 | 5 | 519.0 | 6 | 492.0 | 4 | 448.0 | 2 | 354.0 | 2 | 198.0 | 3 |
| 1958 | 4460.0 | 3 | 3540.0 | 2 | 2960.0 | 1 | 1720.0 | 2 | 931.0 | 3 | 589.0 | 4 | 436.0 | 7 | 339.0 | 8 | 246.0 | 8 | 209.0 | 2 |
| 1959 | 4620.0 | 2 | 2600.0 | 3 | 1510.0 | 5 | 845.0 | 6 | 801.0 | 6 | 528.0 | 5 | 438.0 | 6 | 432.0 | 3 | 335.0 | 4 | 180.0 | 5 |
| 1960 | 1070.0 | 14 | 915.0 | 14 | 684.0 | 14 | 400.0 | 14 | 256.0 | 14 | 209.0 | 14 | 184.0 | 13 | 174.0 | 14 | 135.0 | 14 | 90.5 | 14 |

STATISTICS ON NORMAL MONTHLY MEANS(ALL DAYS)

| OCT | NOV | DEC | JAN | FEB | MARCH | APRIL | MAY | JUNE | JULY | AUG | SEPT |
|---|---|---|---|---|---|---|---|---|---|---|---|
| BY ROWS(MEAN,VARIANCE,STANDARD DEVIATION, SKEWNESS, COEFF. OF VARIATION,PERCENTAGE OF AVERAGE FLOW) | | | | | | | | | | | |
| 0.4332E+02 | 0.7704E+02 | 0.1459E+03 | 0.3204E+03 | 0.2634E+03 | 0.2417E+03 | 0.2914E+03 | 0.1487E+03 | 0.1806E+03 | 0.9188E+02 | 0.2725E+02 | 0.2411E+02 |
| 0.3663E+04 | 0.6928E+04 | 0.2176E+05 | 0.1267E+06 | 0.3162E+05 | 0.2238E+05 | 0.5391E+05 | 0.7819E+04 | 0.5373E+05 | 0.7449E+04 | 0.1380E+04 | 0.1414E+04 |
| 0.6052E+02 | 0.8324E+02 | 0.1475E+03 | 0.3559E+03 | 0.1778E+03 | 0.1496E+03 | 0.2322E+03 | 0.8842E+02 | 0.2318E+03 | 0.8631E+02 | 0.3715E+02 | 0.3760E+02 |
| 0.1647E+01 | 0.1113E+01 | 0.1832E+01 | 0.2192E+01 | 0.5905E+00 | 0.9530E+00 | 0.9566E+00 | 0.4364E-01 | 0.2676E+01 | 0.1746E+01 | 0.3213E+01 | 0.2149E+01 |
| 0.1397E+01 | 0.1080E+01 | 0.1011E+01 | 0.1111E+01 | 0.6751E+00 | 0.6189E+00 | 0.7968E+00 | 0.5947E+00 | 0.1283E+01 | 0.9394E+00 | 0.1363E+01 | 0.1559E+01 |
| 0.2334E+01 | 0.4151E+01 | 0.7863E+01 | 0.1726E+02 | 0.1419E+02 | 0.1303E+02 | 0.1570E+02 | 0.8012E+01 | 0.9732E+01 | 0.4951E+01 | 0.1468E+01 | 0.1299E+01 |

STATISTICS ON NORMAL ANNUAL MEANS(ALL DAYS)

| MEAN | VARIANCE | STANDARD DEVIATION | SKEWNESS | COEFF. OF VARIATION | SERIAL CORR |
|---|---|---|---|---|---|
| 0.1540E+03 | 0.3891E+04 | 0.6238E+02 | 0.2545E+00 | 0.4051E+00 | 0.3445E+00 |

STATISTICS ON LOG MONTHLY MEANS(ALL DAYS)

| OCT | NOV | DEC | JAN | FEB | MARCH | APRIL | MAY | JUNE | JULY | AUG | SEPT |
|---|---|---|---|---|---|---|---|---|---|---|---|
| BY ROWS(MEAN,VARIANCE,STANDARD DEVIATION, SKEWNESS, COEFF. OF VARIATION,PERCENTAGE OF AVERAGE FLOW) | | | | | | | | | | | |
| 0.1263E+01 | 0.1602E+01 | 0.1938E+01 | 0.2284E+01 | 0.2305E+01 | 0.2304E+01 | 0.2314E+01 | 0.2074E+01 | 0.2044E+01 | 0.1783E+01 | 0.1218E+01 | 0.1012E+01 |
| 0.3349E+00 | 0.3079E+00 | 0.2646E+00 | 0.2363E+00 | 0.1266E+00 | 0.7729E-01 | 0.1577E+00 | 0.1075E+00 | 0.1672E+00 | 0.1960E+00 | 0.1782E+00 | 0.3039E+00 |
| 0.5787E+00 | 0.5549E+00 | 0.5144E+00 | 0.4861E+00 | 0.3558E+00 | 0.2780E+00 | 0.3972E+00 | 0.3278E+00 | 0.4089E+00 | 0.4427E+00 | 0.4221E+00 | 0.5513E+00 |
| 0.6392E+00 | -0.8514E-01 | -0.6970E+00 | -0.4367E+00 | -0.5729E+00 | -0.8368E-01 | -0.2152E+00 | -0.5112E+00 | 0.8873E+00 | -0.5353E+00 | 0.5577E+00 | 0.8260E+00 |
| 0.4583E+00 | 0.3463E+00 | 0.2654E+00 | 0.2128E+00 | 0.1543E+00 | 0.1207E+00 | 0.1716E+00 | 0.1581E+00 | 0.2000E+00 | 0.2482E+00 | 0.3466E+00 | 0.5448E+00 |
| 0.5703E+01 | 0.7236E+01 | 0.8754E+01 | 0.1032E+02 | 0.1041E+02 | 0.1040E+02 | 0.1045E+02 | 0.9367E+01 | 0.9233E+01 | 0.8054E+01 | 0.5500E+01 | 0.4570E+01 |

STATISTICS ON LOG ANNUAL MEANS(ALL DAYS)

| MEAN | VARIANCE | STANDARD DEVIATION | SKEWNESS | COEFF. OF VARIATION | SERIAL CORR |
|---|---|---|---|---|---|
| 0.2144E+01 | 0.5063E-01 | 0.2250E+00 | -0.1634E+01 | 0.1050E+00 | 0.3189E+00 |

ANNUAL PEAKS

| | |
|---|---|
| 1943 | 5960 |
| 1945 | 1680 |
| 1946 | 1640 |
| 1947 | 2140 |
| 1948 | 2670 |
| 1949 | 4110 |
| 1950 | 6320 |
| 1951 | 2020 |
| 1952 | 2580 |
| 1953 | 1810 |
| 1954 | 450 |
| 1955 | 1950 |
| 1956 | 1950 |
| 1957 | 4180 |
| 1958 | 4900 |
| 1959 | 5390 |
| 1960 | 1100 |
| 1961 | 2180 |

## 03333600 Kokomo Creek near Kokomo, Ind.

LOCATION.--Lat 40°26'28", long 86°05'20", in NW¼SW¼ sec.16, T.23 N., R.4 E., Howard County, on left bank at upstream side of bridge on County Road 200 East, 2.6 miles (4.2 km) southeast of intersection of U.S. Highways 31 and 35 in Kokomo, and 4.2 miles (6.8 km) upstream from mouth.

DRAINAGE AREA.--24.7 mi² (64.0 km²).

### DURATION TABLE OF DAILY DISCHARGE FOR YEAR ENDING SEPTEMBER 30

| CLASS | 0 | 1 | 2 | 3 | 4 | 5 | 6 | 7 | 8 | 9 | 10 | 11 | 12 | 13 | 14 | 15 | 16 | 17 | 18 | 19 | 20 | 21 | 22 | 23 | 24 | 25 | 26 | 27 | 28 | 29 | 30 | 31 | 32 | 33 | 34 |
|---|---|---|---|---|---|---|---|---|---|---|---|---|---|---|---|---|---|---|---|---|---|---|---|---|---|---|---|---|---|---|---|---|---|---|---|
| YEAR | NUMBER OF DAYS IN CLASS | | | | | | | | | | | | | | | | | | | | | | | | | | | | | | | | | | CFS_DAYS |
| 1960 | | | | | | | 6 | 10 | 7 | 18 | 25 | 36 | 28 | 33 | 39 | 22 | 29 | 24 | 20 | 18 | 14 | 14 | 7 | 9 | 2 | 2 | 1 | 2 | | | | | | | 5580.5 |
| 1961 | | | | | | 7 | 8 | 112 | 33 | 22 | 29 | 21 | 11 | 11 | 11 | 7 | 4 | 10 | 8 | 9 | 14 | 12 | 7 | 4 | 5 | 8 | 1 | 6 | 1 | 2 | 2 | | | | 5746.9 |
| 1962 | | | | | | | | 16 | 6 | 30 | 43 | 25 | 20 | 23 | 29 | 26 | 31 | 37 | 15 | 19 | 7 | 6 | 6 | 5 | 9 | 2 | 2 | 2 | 3 | 2 | 1 | | | | 7388.4 |
| 1963 | | | | | | 3 | 30 | 4 | 12 | 31 | 34 | 39 | 30 | 37 | 21 | 16 | 13 | 13 | 11 | 10 | 14 | 14 | 12 | 6 | 6 | 5 | 1 | | 1 | | 1 | 1 | | | | 4892.2 |
| 1964 | | | | | | 36 | 10 | 84 | 26 | 16 | 33 | 14 | 17 | 4 | 11 | 15 | 6 | 7 | 13 | 9 | 12 | 9 | 11 | 8 | 7 | 3 | 6 | 2 | 2 | 2 | 1 | | 1 | 1 | | 6953.2 |
| 1965 | | | | | 3 | 20 | 27 | 27 | 21 | 31 | 36 | 25 | 24 | 16 | 15 | 9 | 11 | 11 | 14 | 20 | 10 | 11 | 6 | 4 | 8 | 7 | 3 | 3 | 2 | 1 | | | | | | 5170.1 |
| 1966 | | | | | | 27 | 9 | 22 | 10 | 3 | 7 | 13 | 16 | 22 | 56 | 42 | 37 | 28 | 24 | 19 | 15 | 7 | 4 | 1 | 2 | 1 | | | | | | | | | | 3196.5 |
| 1967 | | | 2 | 4 | 41 | 19 | 25 | 16 | 6 | 15 | 14 | 14 | 12 | 14 | 13 | 15 | 18 | 19 | 15 | 16 | 18 | 14 | 14 | 15 | 6 | 7 | 4 | 4 | 3 | 2 | | | | | | 8947.7 |
| 1968 | | 9 | 3 | 4 | 9 | 6 | 13 | 7 | 31 | 37 | 17 | 7 | 28 | 33 | 32 | 15 | 18 | 18 | 21 | 20 | 8 | 8 | 3 | 4 | 2 | 2 | 2 | 3 | 3 | 2 | 1 | | | | | 6630.4 |
| 1969 | | | | | 2 | | 16 | 23 | 12 | 16 | 25 | 18 | 24 | 31 | 21 | 22 | 26 | 20 | 27 | 19 | 18 | 14 | 11 | 7 | 4 | 3 | | 3 | 1 | 1 | 1 | | | | | 6932.7 |
| 1970 | | | | | | 3 | 5 | 3 | 9 | 22 | 10 | 15 | 18 | 21 | 11 | 27 | 22 | 38 | 37 | 36 | 30 | 16 | 12 | 6 | 5 | 9 | 2 | 1 | 4 | | 3 | | | | | 10216.0 |
| 1971 | | | | | | 3 | 24 | 10 | 14 | 12 | 16 | 14 | 26 | 35 | 29 | 41 | 31 | 31 | 18 | 12 | 9 | 6 | 11 | 8 | 5 | 3 | 3 | 2 | 2 | | | | | | | 6292.3 |
| 1972 | | | | | | | 7 | 30 | 25 | 23 | 16 | 13 | 14 | 25 | 40 | 35 | 23 | 17 | 20 | 22 | 16 | 10 | 8 | 8 | 3 | 3 | 4 | | 3 | | 1 | | | | | 6908.4 |
| 1973 | | | | | | | | 5 | 14 | 15 | 12 | 2 | 6 | 6 | 22 | 18 | 20 | 26 | 29 | 26 | 32 | 33 | 32 | 19 | 16 | 13 | 8 | 7 | 2 | 2 | | | | | | 14818.1 |

| CLASS | CFS | TOTAL | ACCUM | PERCT | CLASS | CFS | TOTAL | ACCUM | PERCT | CLASS | CFS | TOTAL | ACCUM | PERCT | CLASS | CFS | TOTAL | ACCUM | PERCT |
|---|---|---|---|---|---|---|---|---|---|---|---|---|---|---|---|---|---|---|---|
| 0 | 0.00 | 0 | 5114 | 100.0 | 9 | 1.60 | 327 | 4035 | 78.9 | 18 | 17.0 | 269 | 1371 | 26.8 | 27 | 180 | 30 | 79 | 1.5 |
| 1 | 0.10 | 9 | 5114 | 100.0 | 10 | 2.10 | 290 | 3708 | 72.5 | 19 | 22.0 | 253 | 1102 | 21.5 | 28 | 230 | 26 | 49 | .9 |
| 2 | 0.20 | 5 | 5105 | 99.8 | 11 | 2.80 | 242 | 3418 | 66.8 | 20 | 29.0 | 205 | 849 | 16.6 | 29 | 300 | 13 | 23 | .4 |
| 3 | 0.30 | 11 | 5100 | 99.7 | 12 | 3.60 | 266 | 3176 | 62.1 | 21 | 38.0 | 161 | 644 | 12.6 | 30 | 400 | 8 | 10 | .1 |
| 4 | 0.40 | 145 | 5089 | 99.5 | 13 | 4.70 | 335 | 2910 | 56.9 | 22 | 49.0 | 127 | 483 | 9.4 | 31 | 510 | 1 | 2 | .0 |
| 5 | 0.60 | 115 | 4944 | 96.7 | 14 | 6.00 | 325 | 2575 | 50.4 | 23 | 64.0 | 109 | 356 | 7.0 | 32 | 670 | 1 | 1 | .0 |
| 6 | 0.70 | 345 | 4829 | 94.4 | 15 | 7.90 | 292 | 2250 | 44.0 | 24 | 83.0 | 76 | 247 | 4.8 | 33 | | | | |
| 7 | 1.00 | 222 | 4484 | 87.7 | 16 | 10.00 | 287 | 1958 | 38.3 | 25 | 110.0 | 55 | 171 | 3.3 | 34 | | | | |
| 8 | 1.30 | 227 | 4262 | 83.3 | 17 | 13.00 | 300 | 1671 | 32.7 | 26 | 140.0 | 37 | 116 | 2.3 | | | | | |

### LOWEST MEAN DISCHARGE, IN CFS, AND RANKING, FOR THE FOLLOWING NUMBER OF CONSECUTIVE DAYS IN YEAR ENDING MARCH 31

| YEAR | 1 | | 3 | | 7 | | 14 | | 30 | | 60 | | 90 | | 120 | | 183 | | ANNUAL | |
|---|---|---|---|---|---|---|---|---|---|---|---|---|---|---|---|---|---|---|---|---|
| 1961 | 0.50 | 5 | 0.50 | 5 | 0.51 | 6 | 0.62 | 6 | 0.73 | 6 | 0.84 | 5 | 0.82 | 4 | 0.86 | 3 | 1.08 | 2 | 11.50 | 3 |
| 1962 | 0.80 | 12 | 0.80 | 12 | 0.80 | 8 | 0.94 | 8 | 1.03 | 8 | 1.28 | 6 | 1.46 | 6 | 1.65 | 6 | 2.30 | 5 | 23.80 | 11 |
| 1963 | 1.40 | 13 | 1.40 | 13 | 1.40 | 13 | 1.40 | 11 | 1.78 | 11 | 2.17 | 10 | 2.53 | 9 | 3.09 | 9 | 4.41 | 9 | 14.90 | 5 |
| 1964 | 0.50 | 6 | 0.50 | 6 | 0.50 | 5 | 0.50 | 4 | 0.53 | 2 | 0.58 | 2 | 0.65 | 1 | 0.68 | 1 | 1.03 | 1 | 9.66 | 1 |
| 1965 | 0.30 | 2 | 0.30 | 2 | 0.39 | 2 | 0.49 | 2 | 0.54 | 3 | 0.62 | 3 | 0.77 | 3 | 0.88 | 4 | 1.13 | 3 | 20.60 | 8 |
| 1966 | 0.40 | 3 | 0.40 | 3 | 0.43 | 3 | 0.62 | 5 | 0.66 | 5 | 2.15 | 9 | 3.03 | 10 | 3.70 | 10 | 4.95 | 10 | 13.30 | 4 |
| 1967 | 0.40 | 4 | 0.40 | 4 | 0.43 | 4 | 0.49 | 3 | 0.60 | 4 | 0.82 | 4 | 0.89 | 5 | 0.98 | 5 | 3.36 | 7 | 21.10 | 9 |
| 1968 | 0.12 | 1 | 0.13 | 1 | 0.16 | 1 | 0.26 | 1 | 0.43 | 1 | 0.51 | 1 | 0.66 | 2 | 0.74 | 2 | 1.74 | 4 | 20.20 | 7 |
| 1969 | 0.73 | 10 | 0.75 | 10 | 0.85 | 9 | 0.97 | 10 | 1.19 | 9 | 1.35 | 8 | 1.73 | 7 | 2.19 | 8 | 4.34 | 8 | 17.60 | 6 |
| 1970 | 0.54 | 7 | 0.63 | 7 | 0.88 | 10 | 0.96 | 9 | 1.34 | 10 | 4.33 | 12 | 6.08 | 12 | 6.00 | 11 | 10.70 | 11 | 23.80 | 10 |
| 1971 | 0.62 | 8 | 0.68 | 8 | 1.24 | 11 | 1.45 | 12 | 2.22 | 13 | 5.03 | 13 | 6.47 | 13 | 6.67 | 13 | 11.80 | 12 | 24.30 | 12 |
| 1972 | 0.68 | 9 | 0.70 | 9 | 0.74 | 7 | 0.79 | 7 | 0.91 | 7 | 1.34 | 7 | 1.79 | 8 | 1.80 | 7 | 2.69 | 6 | 11.10 | 2 |
| 1973 | 0.76 | 11 | 0.76 | 11 | 1.27 | 12 | 1.47 | 13 | 1.96 | 12 | 2.94 | 11 | 4.86 | 11 | 6.11 | 12 | 14.10 | 13 | 40.50 | 13 |

### HIGHEST MEAN DISCHARGE, IN CFS, AND RANKING, FOR THE FOLLOWING NUMBER OF CONSECUTIVE DAYS IN YEAR ENDING SEPTEMBER 30

| YEAR | 1 | | 3 | | 7 | | 15 | | 30 | | 60 | | 90 | | 120 | | 183 | | ANNUAL | |
|---|---|---|---|---|---|---|---|---|---|---|---|---|---|---|---|---|---|---|---|---|
| 1960 | 220.0 | 13 | 181.0 | 12 | 121.0 | 13 | 72.0 | 13 | 48.1 | 13 | 34.0 | 13 | 30.2 | 13 | 28.9 | 13 | 24.0 | 12 | 15.2 | 11 |
| 1961 | 333.0 | 10 | 271.0 | 9 | 227.0 | 4 | 159.0 | 2 | 102.0 | 3 | 76.4 | 3 | 58.0 | 4 | 45.1 | 4 | 30.5 | 8 | 15.7 | 10 |
| 1962 | 406.0 | 7 | 285.0 | 8 | 146.0 | 12 | 101.0 | 12 | 82.0 | 8 | 63.8 | 6 | 52.1 | 5 | 41.6 | 7 | 33.4 | 5 | 20.2 | 4 |
| 1963 | 430.0 | 6 | 316.0 | 6 | 176.0 | 8 | 112.0 | 9 | 80.4 | 9 | 53.6 | 10 | 40.6 | 10 | 32.7 | 12 | 23.1 | 13 | 13.4 | 13 |
| 1964 | 685.0 | 1 | 566.0 | 1 | 307.0 | 1 | 173.0 | 1 | 118.0 | 1 | 82.2 | 1 | 58.5 | 3 | 50.9 | 3 | 37.1 | 3 | 19.0 | 5 |
| 1965 | 265.0 | 11 | 180.0 | 13 | 158.0 | 10 | 104.0 | 10 | 73.1 | 12 | 56.2 | 8 | 47.1 | 8 | 37.5 | 9 | 26.5 | 11 | 14.2 | 12 |
| 1966 | 94.0 | 14 | 70.7 | 14 | 46.6 | 14 | 30.2 | 14 | 21.0 | 14 | 17.5 | 14 | 14.9 | 14 | 13.5 | 14 | 13.5 | 14 | 8.8 | 14 |
| 1967 | 366.0 | 8 | 312.0 | 7 | 207.0 | 7 | 117.0 | 8 | 89.1 | 4 | 63.8 | 7 | 58.7 | 2 | 52.9 | 2 | 46.8 | 2 | 24.5 | 3 |
| 1968 | 453.0 | 4 | 337.0 | 4 | 267.0 | 2 | 151.0 | 3 | 82.3 | 7 | 63.9 | 5 | 47.6 | 7 | 42.6 | 5 | 33.3 | 6 | 18.1 | 8 |
| 1969 | 430.0 | 5 | 335.0 | 5 | 211.0 | 5 | 125.0 | 6 | 84.9 | 6 | 55.3 | 9 | 44.2 | 9 | 41.6 | 8 | 31.5 | 7 | 19.0 | 6 |
| 1970 | 481.0 | 3 | 391.0 | 2 | 241.0 | 3 | 129.0 | 5 | 79.5 | 10 | 69.9 | 4 | 51.0 | 6 | 42.4 | 6 | 35.9 | 4 | 28.0 | 2 |
| 1971 | 236.0 | 12 | 191.0 | 11 | 150.0 | 11 | 103.0 | 11 | 78.1 | 11 | 51.6 | 11 | 36.7 | 12 | 33.1 | 11 | 27.3 | 10 | 17.2 | 9 |
| 1972 | 508.0 | 2 | 350.0 | 3 | 210.0 | 6 | 124.0 | 7 | 86.3 | 5 | 50.4 | 12 | 36.8 | 11 | 33.6 | 10 | 30.2 | 9 | 18.9 | 7 |
| 1973 | 339.0 | 9 | 223.0 | 10 | 168.0 | 9 | 135.0 | 4 | 112.0 | 2 | 77.5 | 2 | 63.7 | 1 | 59.7 | 1 | 61.0 | 1 | 40.6 | 1 |

STATISTICS ON NORMAL MONTHLY MEANS(ALL DAYS)

| OCT | NOV | DEC | JAN | FEB | MARCH | APRIL | MAY | JUNE | JULY | AUG | SEPT |
|---|---|---|---|---|---|---|---|---|---|---|---|
| BY ROWS(MEAN,VARIANCE,STANDARD DEVIATION, SKEWNESS, COEFF. OF VARIATION,PERCENTAGE OF AVERAGE FLOW) | | | | | | | | | | | |
| 0.1071E+02 | 0.1540E+02 | 0.2119E+02 | 0.2151E+02 | 0.2617E+02 | 0.4350E+02 | 0.4772E+02 | 0.1798E+02 | 0.9893E+01 | 0.1081E+02 | 0.4931E+01 | 0.4671E+01 |
| 0.3592E+03 | 0.7172E+03 | 0.4877E+03 | 0.3641E+03 | 0.3929E+03 | 0.7537E+03 | 0.1099E+04 | 0.1026E+03 | 0.6901E+02 | 0.1353E+03 | 0.6254E+02 | 0.4042E+02 |
| 0.1895E+02 | 0.2678E+02 | 0.2208E+02 | 0.1908E+02 | 0.1982E+02 | 0.2745E+02 | 0.3315E+02 | 0.1013E+02 | 0.8307E+01 | 0.1163E+02 | 0.7908E+01 | 0.6358E+01 |
| 0.2536E+01 | 0.2261E+01 | 0.8783E+00 | 0.7787E+00 | 0.4222E+00 | 0.6880E+00 | 0.7004E+00 | 0.1575E+01 | 0.2548E+01 | 0.1987E+01 | 0.3135E+01 | 0.2355E+01 |
| 0.1770E+01 | 0.1739E+01 | 0.1042E+01 | 0.8871E+00 | 0.7576E+00 | 0.6312E+00 | 0.6947E+00 | 0.5632E+00 | 0.8397E+00 | 0.1076E+01 | 0.1604E+01 | 0.1361E+01 |
| 0.4567E+01 | 0.6568E+01 | 0.9037E+01 | 0.9174E+01 | 0.1116E+02 | 0.1855E+02 | 0.2035E+02 | 0.7669E+01 | 0.4219E+01 | 0.4611E+01 | 0.2103E+01 | 0.1992E+01 |

STATISTICS ON NORMAL ANNUAL MEANS(ALL DAYS)

| MEAN | VARIANCE | STANDARD DEVIATION | SKEWNESS | COEFF. OF VARIATION | SERIAL CORR |
|---|---|---|---|---|---|
| 0.1949E+02 | 0.5877E+02 | 0.7666E+01 | 0.1670E+01 | 0.3933E+00 | -0.3673E-01 |

STATISTICS ON LOG MONTHLY MEANS(ALL DAYS)

| OCT | NOV | DEC | JAN | FEB | MARCH | APRIL | MAY | JUNE | JULY | AUG | SEPT |
|---|---|---|---|---|---|---|---|---|---|---|---|
| BY ROWS(MEAN,VARIANCE,STANDARD DEVIATION, SKEWNESS, COEFF. OF VARIATION,PERCENTAGE OF AVERAGE FLOW) | | | | | | | | | | | |
| 0.4968E+00 | 0.6862E+00 | 0.9600E+00 | 0.1079E+01 | 0.1224E+01 | 0.1548E+01 | 0.1555E+01 | 0.1202E+01 | 0.9042E+00 | 0.8354E+00 | 0.3898E+00 | 0.3843E+00 |
| 0.4746E+00 | 0.4525E+00 | 0.4835E+00 | 0.3296E+00 | 0.2494E+00 | 0.9129E-01 | 0.1392E+00 | 0.4546E-01 | 0.7138E-01 | 0.1878E+00 | 0.2438E+00 | 0.2500E+00 |
| 0.6889E+00 | 0.6727E+00 | 0.6953E+00 | 0.5741E+00 | 0.4494E+00 | 0.3021E+00 | 0.3731E+00 | 0.2132E+00 | 0.2672E+00 | 0.4334E+00 | 0.4930E+00 | 0.5000E+00 |
| 0.7418E+00 | 0.5711E+00 | -0.4304E+00 | -0.6669E+00 | -0.7761E+00 | -0.2063E+00 | -0.6104E+00 | 0.7026E+00 | 0.1099E+01 | 0.1693E+00 | 0.7599E+00 | 0.5449E+00 |
| 0.1387E+01 | 0.9803E+00 | 0.7243E+00 | 0.5321E+00 | 0.4080E+00 | 0.1951E+00 | 0.2400E+00 | 0.1774E+00 | 0.2955E+00 | 0.5187E+00 | 0.1265E+01 | 0.1301E+01 |
| 0.4410E+01 | 0.6091E+01 | 0.8522E+01 | 0.9578E+01 | 0.1087E+02 | 0.1375E+02 | 0.1380E+02 | 0.1067E+02 | 0.8026E+01 | 0.7416E+01 | 0.3461E+01 | 0.3412E+01 |

STATISTICS ON LOG ANNUAL MEANS(ALL DAYS)

| MEAN | VARIANCE | STANDARD DEVIATION | SKEWNESS | COEFF. OF VARIATION | SERIAL CORR |
|---|---|---|---|---|---|
| 0.1263E+01 | 0.2438E-01 | 0.1561E+00 | 0.2839E+00 | 0.1236E+00 | -0.3540E-01 |

**ANNUAL PEAKS**

| | |
|---|---|
| 1960 | 232 |
| 1961 | 433 |
| 1962 | 487 |
| 1963 | 513 |
| 1964 | 1040 |
| 1965 | 335 |
| 1966 | 112 |
| 1967 | 483 |
| 1968 | 472 |
| 1969 | 456 |
| 1970 | 632 |
| 1971 | 346 |
| 1972 | 586 |
| 1973 | 412 |

## 03333700 Wildcat Creek at Kokomo, Ind.

LOCATION.--Lat 40°28'24", long 86°09'26", in NE¼NW¼ sec.2, T.23 N., R.3 E., Howard County, on right bank on property of Continental Steel Corporation in Kokomo, 0.3 mile (0.5 km) downstream from Kokomo Creek, and 0.4 mile (0.6 km) upstream from Dixon Road bridge.

DRAINAGE AREA.--242 mi² (627 km²).

REMARKS.--Some regulation at low stages for municipal water supply by regulation of Kokomo Reservoirs No. 1 and No. 2; combined capacity, 4,170 acre-ft (5,140,000 m³).

### DURATION TABLE OF DAILY DISCHARGE FOR YEAR ENDING SEPTEMBER 30

| CLASS | 0 | 1 | 2 | 3 | 4 | 5 | 6 | 7 | 8 | 9 | 10 | 11 | 12 | 13 | 14 | 15 | 16 | 17 | 18 | 19 | 20 | 21 | 22 | 23 | 24 | 25 | 26 | 27 | 28 | 29 | 30 | 31 | 32 | 33 | 34 | |
|---|---|---|---|---|---|---|---|---|---|---|---|---|---|---|---|---|---|---|---|---|---|---|---|---|---|---|---|---|---|---|---|---|---|---|---|---|
| YEAR | NUMBER OF DAYS IN CLASS | | | | | | | | | | | | | | | | | | | | | | | | | | | | | | | | | | | CFS_DAYS |
| 1958 | | | | | 1 | 2 | 2 | 6 | 17 | 26 | 23 | 27 | 40 | 21 | 39 | 21 | 18 | 20 | 16 | 9 | 14 | 12 | 6 | 9 | 7 | 5 | 5 | 4 | 3 | 4 | 3 | 2 | 1 | 2 | | 125509.0 |
| 1959 | | | | | 1 | 13 | 26 | 46 | 35 | 15 | 14 | 18 | 19 | 4 | 12 | 7 | 10 | 20 | 17 | 23 | 25 | 15 | 9 | 9 | 5 | 5 | 5 | 2 | 4 | 1 | 2 | 1 | 1 | | 1 | 109658.0 |
| 1960 | | | | | | | 5 | 33 | 45 | 20 | 29 | 31 | 23 | 31 | 33 | 19 | 15 | 22 | 10 | 14 | 9 | 6 | 5 | 5 | 6 | 3 | 2 | | | | | | | | | 55967.0 |
| 1961 | | | | 4 | 17 | 42 | 52 | 45 | 35 | 32 | 20 | 10 | 10 | 8 | 3 | 6 | 8 | 7 | 4 | 8 | 5 | 10 | 10 | 3 | 8 | 5 | 5 | 2 | 4 | | 2 | | | | | 67278.0 |
| 1962 | | | | | | 1 | 9 | 4 | 29 | 36 | 40 | 34 | 31 | 18 | 29 | 23 | 24 | 19 | 8 | 8 | 13 | 7 | 6 | 5 | 6 | 2 | 4 | 2 | 1 | 3 | 1 | 1 | 1 | | | 82731.0 |
| 1963 | | | | | 1 | 5 | 37 | 51 | 41 | 38 | 47 | 21 | 17 | 11 | 22 | 9 | 10 | 10 | 7 | 7 | 5 | 9 | 9 | 4 | | 1 | | 1 | 1 | 1 | | | | | | 44681.0 |
| 1964 | | 13 | 7 | 8 | 16 | 40 | 64 | 39 | 25 | 18 | 15 | 15 | 11 | 4 | 8 | 4 | 4 | 12 | 6 | 10 | 5 | 9 | 6 | 7 | 9 | 1 | 2 | 2 | 2 | | 1 | 1 | 1 | | 1 | 69182.9 |
| 1965 | | | | | | 47 | 53 | 30 | 41 | 22 | 18 | 12 | 16 | 13 | 13 | 13 | 11 | 15 | 9 | 11 | 6 | 7 | 8 | 7 | 7 | 4 | 2 | | | | | | | | | 52221.0 |
| 1966 | | | | | 1 | 7 | 22 | 30 | 40 | 38 | 37 | 38 | 20 | 24 | 48 | 16 | 12 | 13 | 3 | 4 | 4 | 6 | | 2 | | | | | | | | | | | | 32728.0 |
| 1967 | | | | | 3 | 23 | 47 | 30 | 30 | 30 | 12 | 14 | 23 | 11 | 13 | 15 | 9 | 14 | 11 | 10 | 11 | 15 | 10 | 6 | 10 | 4 | 4 | 5 | 2 | 2 | 1 | | | | | 84921.0 |
| 1968 | | | | | 1 | 19 | 30 | 8 | 36 | 29 | 36 | 41 | 12 | 16 | 24 | 21 | 8 | 13 | 11 | 17 | 9 | 9 | 5 | 5 | 2 | 1 | 5 | | 4 | | 2 | 1 | 1 | | | 75214.0 |
| 1969 | | | | 9 | 18 | 7 | 7 | 14 | 23 | 22 | 25 | 31 | 21 | 12 | 31 | 26 | 32 | 19 | 16 | 16 | 10 | 6 | 4 | 4 | 5 | | 2 | 1 | 1 | | 1 | 2 | | | | 68778.0 |
| 1970 | | | | | | | | 3 | 19 | 35 | 28 | 22 | 21 | 22 | 35 | 24 | 22 | 36 | 23 | 18 | 11 | 11 | 8 | 8 | 5 | 3 | 3 | 3 | 3 | 2 | | | | | | 88544.0 |
| 1971 | | | | | | | 5 | 16 | 23 | 22 | 31 | 35 | 23 | 29 | 26 | 42 | 28 | 25 | 12 | 12 | 9 | 4 | 7 | 3 | 5 | 3 | 3 | | 1 | 1 | | | | | | 64459.0 |
| 1972 | | | | | | | 6 | 14 | 42 | 42 | 17 | 37 | 26 | 17 | 29 | 16 | 14 | 25 | 23 | 10 | 11 | 6 | 8 | 6 | 2 | 2 | 5 | 3 | 1 | 1 | 1 | | 2 | | | 81210.0 |
| 1973 | | | | | | | | | | 17 | 27 | 15 | 10 | 20 | 32 | 24 | 22 | 27 | 26 | 29 | 20 | 19 | 22 | 12 | 9 | 8 | 12 | 5 | 4 | 2 | 3 | | | | | 141432.0 |

| CLASS | CFS | TOTAL | ACCUM | PERCT | CLASS | CFS | TOTAL | ACCUM | PERCT | CLASS | CFS | TOTAL | ACCUM | PERCT | CLASS | CFS | TOTAL | ACCUM | PERCT |
|---|---|---|---|---|---|---|---|---|---|---|---|---|---|---|---|---|---|---|---|
| 0 | 0.00 | 0 | 5844 | 100.0 | 9 | 37.00 | 442 | 4323 | 74.0 | 18 | 240.0 | 202 | 1250 | 21.4 | 27 | 1500 | 30 | 114 | 1.9 |
| 1 | 7.20 | 13 | 5844 | 100.0 | 10 | 46.00 | 419 | 3881 | 66.4 | 19 | 290.0 | 206 | 1048 | 17.9 | 28 | 1800 | 31 | 84 | 1.4 |
| 2 | 8.80 | 7 | 5831 | 99.8 | 11 | 56.00 | 401 | 3462 | 59.2 | 20 | 360.0 | 167 | 842 | 14.4 | 29 | 2300 | 17 | 53 | .9 |
| 3 | 11.00 | 21 | 5824 | 99.7 | 12 | 69.00 | 323 | 3061 | 52.4 | 21 | 440.0 | 151 | 675 | 11.6 | 30 | 2800 | 17 | 36 | .6 |
| 4 | 13.00 | 59 | 5803 | 99.3 | 13 | 85.00 | 261 | 2738 | 46.9 | 22 | 540.0 | 123 | 524 | 9.0 | 31 | 3400 | 8 | 19 | .3 |
| 5 | 16.00 | 206 | 5744 | 98.3 | 14 | 100.00 | 397 | 2477 | 42.4 | 23 | 660.0 | 95 | 401 | 6.9 | 32 | 4200 | 7 | 11 | .1 |
| 6 | 20.00 | 365 | 5538 | 94.8 | 15 | 130.00 | 286 | 2080 | 35.6 | 24 | 810.0 | 86 | 306 | 5.2 | 33 | 5100 | 2 | 4 | .0 |
| 7 | 25.00 | 369 | 5173 | 88.5 | 16 | 160.00 | 247 | 1794 | 30.7 | 25 | 1000.0 | 47 | 220 | 3.8 | 34 | 6300 | 2 | 2 | .0 |
| 8 | 30.00 | 481 | 4804 | 82.2 | 17 | 190.00 | 297 | 1547 | 26.5 | 26 | 1200.0 | 59 | 173 | 3.0 | | | | | |

### LOWEST MEAN DISCHARGE, IN CFS, AND RANKING, FOR THE FOLLOWING NUMBER OF CONSECUTIVE DAYS IN YEAR ENDING MARCH 31

| YEAR | 1 | | 3 | | 7 | | 14 | | 30 | | 60 | | 90 | | 120 | | 183 | | ANNUAL | |
|---|---|---|---|---|---|---|---|---|---|---|---|---|---|---|---|---|---|---|---|---|
| 1959 | 14.00 | 5 | 16.00 | 5 | 17.90 | 6 | 19.90 | 6 | 26.60 | 9 | 30.60 | 10 | 61.70 | 12 | 132.00 | 15 | 171.00 | 14 | 388.00 | 14 |
| 1960 | 16.00 | 7 | 19.00 | 8 | 19.30 | 7 | 21.40 | 8 | 26.00 | 8 | 29.50 | 8 | 31.00 | 7 | 31.40 | 6 | 38.40 | 5 | 196.00 | 8 |
| 1961 | 12.00 | 3 | 12.00 | 3 | 12.40 | 2 | 14.70 | 3 | 15.80 | 3 | 16.40 | 2 | 18.90 | 2 | 20.80 | 2 | 25.30 | 3 | 143.00 | 4 |
| 1962 | 17.00 | 9 | 19.00 | 9 | 21.10 | 9 | 22.60 | 9 | 24.30 | 7 | 28.60 | 7 | 33.40 | 9 | 36.80 | 8 | 42.90 | 7 | 247.00 | 13 |
| 1963 | 21.00 | 10 | 21.70 | 10 | 22.00 | 10 | 22.80 | 10 | 28.10 | 10 | 30.40 | 9 | 32.20 | 8 | 41.00 | 9 | 50.00 | 9 | 159.00 | 5 |
| 1964 | 7.90 | 1 | 8.00 | 1 | 8.29 | 1 | 8.36 | 1 | 11.50 | 1 | 15.60 | 1 | 16.00 | 1 | 17.40 | 1 | 20.90 | 1 | 98.50 | 1 |
| 1965 | 16.00 | 8 | 17.00 | 6 | 17.70 | 4 | 18.00 | 4 | 18.40 | 4 | 19.80 | 3 | 21.10 | 3 | 21.60 | 3 | 24.80 | 2 | 199.00 | 9 |
| 1966 | 22.00 | 11 | 25.70 | 13 | 26.70 | 12 | 28.90 | 12 | 29.80 | 12 | 40.60 | 12 | 42.20 | 11 | 71.60 | 11 | 68.90 | 11 | 142.00 | 3 |
| 1967 | 15.00 | 6 | 17.70 | 7 | 19.40 | 8 | 20.20 | 7 | 21.80 | 5 | 25.70 | 6 | 27.50 | 5 | 27.90 | 5 | 41.20 | 6 | 192.00 | 7 |
| 1968 | 13.00 | 4 | 14.30 | 4 | 17.90 | 5 | 19.60 | 5 | 21.90 | 6 | 23.20 | 5 | 24.80 | 4 | 25.30 | 4 | 34.00 | 4 | 220.00 | 11 |
| 1969 | 11.00 | 2 | 11.30 | 2 | 13.30 | 3 | 13.80 | 2 | 15.80 | 2 | 22.90 | 4 | 28.10 | 6 | 35.60 | 7 | 60.20 | 10 | 183.00 | 6 |
| 1970 | 23.00 | 12 | 25.00 | 12 | 27.00 | 13 | 30.50 | 13 | 33.80 | 13 | 61.70 | 14 | 73.30 | 13 | 78.00 | 12 | 122.00 | 13 | 208.00 | 10 |
| 1971 | 26.00 | 15 | 27.30 | 14 | 31.30 | 14 | 33.10 | 14 | 38.90 | 15 | 66.40 | 15 | 83.90 | 15 | 82.60 | 13 | 118.00 | 12 | 236.00 | 12 |
| 1972 | 23.00 | 13 | 23.00 | 11 | 25.30 | 11 | 27.10 | 11 | 29.60 | 11 | 33.20 | 11 | 39.00 | 10 | 43.20 | 10 | 48.90 | 8 | 124.00 | 2 |
| 1973 | 24.00 | 14 | 28.70 | 15 | 31.40 | 15 | 34.10 | 15 | 37.50 | 14 | 47.80 | 13 | 77.20 | 14 | 87.50 | 14 | 172.00 | 15 | 413.00 | 15 |

### HIGHEST MEAN DISCHARGE, IN CFS, AND RANKING, FOR THE FOLLOWING NUMBER OF CONSECUTIVE DAYS IN YEAR ENDING SEPTEMBER 30

| YEAR | 1 | | 3 | | 7 | | 15 | | 30 | | 60 | | 90 | | 120 | | 183 | | ANNUAL | |
|---|---|---|---|---|---|---|---|---|---|---|---|---|---|---|---|---|---|---|---|---|
| 1958 | 5660.0 | 3 | 4770.0 | 1 | 4060.0 | 1 | 2540.0 | 1 | 1460.0 | 1 | 936.0 | 1 | 733.0 | 2 | 572.0 | 2 | 414.0 | 4 | 344.0 | 2 |
| 1959 | 6520.0 | 1 | 4480.0 | 3 | 2580.0 | 3 | 1450.0 | 5 | 1210.0 | 2 | 816.0 | 2 | 736.0 | 1 | 712.0 | 1 | 549.0 | 2 | 300.0 | 3 |
| 1960 | 1340.0 | 15 | 1240.0 | 14 | 971.0 | 15 | 593.0 | 15 | 393.0 | 15 | 309.0 | 15 | 283.0 | 15 | 264.0 | 15 | 226.0 | 14 | 153.0 | 13 |
| 1961 | 3100.0 | 10 | 2390.0 | 10 | 2100.0 | 7 | 1500.0 | 3 | 1010.0 | 5 | 808.0 | 3 | 644.0 | 3 | 500.0 | 4 | 343.0 | 8 | 184.0 | 11 |
| 1962 | 4600.0 | 4 | 2940.0 | 7 | 1610.0 | 9 | 941.0 | 11 | 745.0 | 11 | 620.0 | 7 | 511.0 | 7 | 405.0 | 8 | 365.0 | 5 | 227.0 | 6 |
| 1963 | 2600.0 | 12 | 2040.0 | 12 | 1250.0 | 13 | 855.0 | 13 | 651.0 | 13 | 450.0 | 14 | 333.0 | 14 | 268.0 | 14 | 199.0 | 15 | 122.0 | 15 |
| 1964 | 6320.0 | 2 | 4770.0 | 2 | 2750.0 | 2 | 1610.0 | 2 | 1090.0 | 3 | 784.0 | 4 | 559.0 | 5 | 475.0 | 6 | 357.0 | 6 | 189.0 | 9 |
| 1965 | 1450.0 | 14 | 1220.0 | 15 | 1080.0 | 14 | 743.0 | 14 | 542.0 | 14 | 455.0 | 13 | 381.0 | 12 | 335.0 | 12 | 238.0 | 13 | 143.0 | 14 |
| 1966 | 775.0 | 16 | 666.0 | 16 | 493.0 | 16 | 309.0 | 16 | 195.0 | 16 | 170.0 | 16 | 155.0 | 16 | 135.0 | 16 | 134.0 | 16 | 89.7 | 16 |
| 1967 | 3250.0 | 9 | 2830.0 | 8 | 1990.0 | 8 | 1150.0 | 9 | 820.0 | 9 | 583.0 | 8 | 513.0 | 6 | 484.0 | 5 | 430.0 | 3 | 233.0 | 5 |
| 1968 | 4250.0 | 5 | 3330.0 | 6 | 2540.0 | 4 | 1490.0 | 4 | 830.0 | 8 | 671.0 | 6 | 505.0 | 8 | 445.0 | 7 | 356.0 | 7 | 206.0 | 8 |
| 1969 | 4100.0 | 7 | 3690.0 | 5 | 2420.0 | 6 | 1370.0 | 7 | 880.0 | 7 | 557.0 | 10 | 414.0 | 10 | 384.0 | 9 | 299.0 | 11 | 188.0 | 10 |
| 1970 | 2690.0 | 11 | 2310.0 | 11 | 1510.0 | 11 | 871.0 | 12 | 683.0 | 12 | 534.0 | 11 | 397.0 | 11 | 340.0 | 11 | 312.0 | 10 | 243.0 | 4 |
| 1971 | 2320.0 | 13 | 1730.0 | 13 | 1430.0 | 12 | 992.0 | 10 | 763.0 | 10 | 509.0 | 12 | 367.0 | 13 | 321.0 | 13 | 270.0 | 12 | 177.0 | 12 |
| 1972 | 4230.0 | 6 | 3950.0 | 4 | 2520.0 | 5 | 1440.0 | 6 | 994.0 | 6 | 576.0 | 9 | 430.0 | 9 | 369.0 | 10 | 341.0 | 9 | 222.0 | 7 |
| 1973 | 3280.0 | 8 | 2610.0 | 9 | 1560.0 | 10 | 1330.0 | 8 | 1010.0 | 4 | 691.0 | 5 | 585.0 | 4 | 535.0 | 3 | 565.0 | 1 | 387.0 | 1 |

STATISTICS ON NORMAL MONTHLY MEANS(ALL DAYS)

| OCT | NOV | DEC | JAN | FEB | MARCH | APRIL | MAY | JUNE | JULY | AUG | SEPT |
|---|---|---|---|---|---|---|---|---|---|---|---|
| BY ROWS(MEAN,VARIANCE,STANDARD DEVIATION, SKEWNESS, COEFF. OF VARIATION,PERCENTAGE OF AVERAGE FLOW) | | | | | | | | | | | |
| 0.9627E+02 | 0.1698E+03 | 0.2531E+03 | 0.2324E+03 | 0.2870E+03 | 0.3928E+03 | 0.4418E+03 | 0.1953E+03 | 0.1894E+03 | 0.1482E+03 | 0.8953E+02 | 0.6712E+02 |
| 0.1697E+05 | 0.5853E+05 | 0.7372E+05 | 0.3858E+05 | 0.6381E+05 | 0.5976E+05 | 0.1108E+06 | 0.9508E+04 | 0.1127E+06 | 0.2629E+05 | 0.1297E+05 | 0.4629E+04 |
| 0.1303E+03 | 0.2419E+03 | 0.2715E+03 | 0.1964E+03 | 0.2526E+03 | 0.2445E+03 | 0.3328E+03 | 0.9751E+02 | 0.3357E+03 | 0.1621E+03 | 0.1139E+03 | 0.6803E+02 |
| 0.2106E+01 | 0.2262E+01 | 0.1291E+01 | 0.8481E+00 | 0.1327E+01 | 0.6066E+00 | 0.7208E+00 | 0.1150E+01 | 0.3829E+01 | 0.1886E+01 | 0.2334E+01 | 0.2263E+01 |
| 0.1353E+01 | 0.1425E+01 | 0.1073E+01 | 0.8453E+00 | 0.9801E+00 | 0.6223E+00 | 0.7533E+00 | 0.4992E+00 | 0.1772E+01 | 0.1094E+01 | 0.1272E+01 | 0.1014E+01 |
| 0.3757E+01 | 0.6626E+01 | 0.9876E+01 | 0.9067E+01 | 0.1120E+02 | 0.1533E+02 | 0.1724E+02 | 0.7622E+01 | 0.7392E+01 | 0.5785E+01 | 0.3494E+01 | 0.2619E+01 |

STATISTICS ON NORMAL ANNUAL MEANS(ALL DAYS)

| MEAN | VARIANCE | STANDARD DEVIATION | SKEWNESS | COEFF. OF VARIATION | SERIAL CORR |
|---|---|---|---|---|---|
| 0.2130E+03 | 0.6136E+04 | 0.7833E+02 | 0.7906E+00 | 0.3678E+00 | 0.2151E+00 |

STATISTICS ON LOG MONTHLY MEANS(ALL DAYS)

| OCT | NOV | DEC | JAN | FEB | MARCH | APRIL | MAY | JUNE | JULY | AUG | SEPT |
|---|---|---|---|---|---|---|---|---|---|---|---|
| BY ROWS(MEAN,VARIANCE,STANDARD DEVIATION, SKEWNESS, COEFF. OF VARIATION,PERCENTAGE OF AVERAGE FLOW) | | | | | | | | | | | |
| 0.1707E+01 | 0.1908E+01 | 0.2108E+01 | 0.2158E+01 | 0.2268E+01 | 0.2507E+01 | 0.2502E+01 | 0.2246E+01 | 0.2059E+01 | 0.1976E+01 | 0.1761E+01 | 0.1690E+01 |
| 0.2211E+00 | 0.2714E+00 | 0.3357E+00 | 0.2532E+00 | 0.2142E+00 | 0.8616E-01 | 0.1553E+00 | 0.3862E-01 | 0.1174E+00 | 0.1671E+00 | 0.1336E+00 | 0.1041E+00 |
| 0.4702E+00 | 0.5210E+00 | 0.5794E+00 | 0.5032E+00 | 0.4628E+00 | 0.2935E+00 | 0.3941E+00 | 0.1965E+00 | 0.3427E+00 | 0.4088E+00 | 0.3655E+00 | 0.3226E+00 |
| 0.9323E+00 | 0.7402E+00 | -0.2412E+00 | -0.6197E+00 | -0.4694E+00 | -0.8669E-01 | -0.3831E+00 | 0.5931E+00 | 0.2446E+01 | 0.6126E+00 | 0.1458E+01 | 0.1143E+01 |
| 0.2755E+00 | 0.2731E+00 | 0.2748E+00 | 0.2332E+00 | 0.2041E+00 | 0.1171E+00 | 0.1575E+00 | 0.8748E-01 | 0.1664E+00 | 0.2069E+00 | 0.2076E+00 | 0.1909E+00 |
| 0.6857E+01 | 0.7665E+01 | 0.8470E+01 | 0.8670E+01 | 0.9113E+01 | 0.1007E+02 | 0.1005E+02 | 0.9026E+01 | 0.8273E+01 | 0.7938E+01 | 0.7074E+01 | 0.6791E+01 |

STATISTICS ON LOG ANNUAL MEANS(ALL DAYS)

| MEAN | VARIANCE | STANDARD DEVIATION | SKEWNESS | COEFF. OF VARIATION | SERIAL CORR |
|---|---|---|---|---|---|
| 0.2301E+01 | 0.2618E-01 | 0.1618E+00 | -0.2383E+00 | 0.7032E-01 | 0.1502E+00 |

**ANNUAL PEAKS**

| | |
|---|---|
| 1956 | 2060 |
| 1957 | 4860 |
| 1958 | 6920 |
| 1959 | 8100 |
| 1960 | 1410 |
| 1961 | 3290 |
| 1962 | 5320 |
| 1963 | 2760 |
| 1964 | 6900 |
| 1965 | 1870 |
| 1966 | 846 |
| 1967 | 3670 |
| 1968 | 5080 |
| 1969 | 4420 |
| 1970 | 3150 |
| 1971 | 2530 |
| 1972 | 4970 |
| 1973 | 3600 |

## 03334000 Wildcat Creek at Owasco, Ind.

LOCATION.--Lat 40°27'50", long 86°38'15", in SE¼SE¼ sec.4, T.23 N., R.2 W., Carroll County, on left bank 500 ft (152 m) downstream from bridge on State Highway 39, 0.5 mile (0.8 km) northwest of Owasco, and 15 miles (24 km) upstream from South Fork Wildcat Creek.

DRAINAGE AREA.--396 $mi^2$ (1,026 $km^2$).

REMARKS.--Some regulation at low stages for municipal water supply by regulation of Kokomo Reservoirs No. 1 and No. 2.

### DURATION TABLE OF DAILY DISCHARGE FOR YEAR ENDING SEPTEMBER 30

| CLASS | 0 | 1 | 2 | 3 | 4 | 5 | 6 | 7 | 8 | 9 | 10 | 11 | 12 | 13 | 14 | 15 | 16 | 17 | 18 | 19 | 20 | 21 | 22 | 23 | 24 | 25 | 26 | 27 | 28 | 29 | 30 | 31 | 32 | 33 | 34 | CFS_DAYS |
|---|---|---|---|---|---|---|---|---|---|---|---|---|---|---|---|---|---|---|---|---|---|---|---|---|---|---|---|---|---|---|---|---|---|---|---|---|
| YEAR | NUMBER OF DAYS IN CLASS | | | | | | | | | | | | | | | | | | | | | | | | | | | | | | | | | | | |
| 1945 | | 1 | 10 | 14 | 41 | 36 | 40 | 14 | 10 | 10 | 13 | 6 | 18 | 13 | 20 | 21 | 24 | 11 | 15 | 9 | 6 | 7 | 6 | 6 | 4 | 2 | 3 | 2 | 1 | 2 | | | | | | 87996.0 |
| 1946 | | | | | 11 | 13 | 14 | 11 | 5 | 14 | 12 | 21 | 26 | 37 | 31 | 30 | 19 | 18 | 13 | 20 | 6 | 19 | 12 | 11 | 8 | 3 | 6 | 4 | 1 | | | | | | | 129708.0 |
| 1947 | | | 8 | 3 | 4 | 4 | 28 | 39 | 18 | 20 | 33 | 23 | 21 | 24 | 13 | 10 | 14 | 13 | 20 | 12 | 15 | 10 | 8 | 3 | 8 | 5 | 2 | 2 | 3 | 2 | | | | | | 109684.0 |
| 1948 | | | | | 2 | 9 | 23 | 43 | 39 | 27 | 22 | 15 | 24 | 14 | 16 | 13 | 20 | 12 | 7 | 13 | 12 | 13 | 6 | 3 | 7 | 5 | 6 | 5 | 7 | 2 | 1 | | | | | 136107.0 |
| 1949 | | | 1 | | 4 | 14 | 36 | 16 | 13 | 16 | 21 | 16 | 31 | 20 | 15 | 27 | 32 | 15 | 19 | 11 | 5 | 5 | 7 | 8 | 12 | 6 | 2 | 5 | 2 | 4 | 1 | 1 | | | | 142313.0 |
| 1950 | | | | | 1 | 4 | 8 | 16 | 9 | 4 | 13 | 22 | 29 | 27 | 21 | 15 | 19 | 19 | 11 | 21 | 17 | 18 | 20 | 11 | 12 | 5 | 10 | 11 | 2 | 8 | 8 | 2 | | 1 | 1 | 267495.0 |
| 1951 | | | | | | 12 | 22 | 10 | 10 | 16 | 25 | 19 | 28 | 31 | 13 | 20 | 23 | 21 | 16 | 16 | 14 | 18 | 9 | 7 | 7 | 14 | 8 | 1 | 5 | | | | | | | 148754.0 |
| 1952 | | | | | | 8 | 13 | 12 | 32 | 16 | 12 | 7 | 26 | 14 | 11 | 12 | 19 | 20 | 21 | 22 | 22 | 18 | 22 | 17 | 14 | 9 | 5 | 7 | 5 | 2 | | | | | | 189502.0 |
| 1953 | | | | | | 3 | 11 | 25 | 46 | 15 | 12 | 14 | 10 | 20 | 22 | 25 | 34 | 20 | 23 | 20 | 14 | 19 | 11 | 5 | 6 | 5 | 2 | 3 | | | | | | | | 118019.0 |
| 1954 | | | | 13 | 7 | 27 | 47 | 75 | 13 | 19 | 22 | 23 | 14 | 24 | 25 | 11 | 11 | 8 | 7 | 5 | 4 | 2 | 1 | 3 | 4 | | | | | | | | | | | 38079.0 |
| 1955 | | | | 1 | | 10 | 8 | 8 | 7 | 28 | 33 | 39 | 12 | 28 | 17 | 20 | 28 | 26 | 19 | 21 | 11 | 14 | 5 | 12 | 6 | 2 | 3 | 2 | 4 | 1 | | | | | | 101755.0 |
| 1956 | | | | | | 13 | 10 | 9 | 11 | 10 | 12 | 25 | 26 | 35 | 35 | 17 | 23 | 29 | 15 | 19 | 15 | 14 | 10 | 16 | 5 | 6 | 6 | 2 | 3 | | | | | | | 114496.0 |
| 1957 | | | | | | 23 | 11 | 23 | 12 | 15 | 24 | 12 | 9 | 18 | 24 | 17 | 21 | 19 | 17 | 12 | 11 | 9 | 15 | 15 | 16 | 10 | 7 | 7 | 6 | 8 | 4 | | | | | 175057.0 |

| CLASS | CFS | TOTAL | ACCUM | PERCT | CLASS | CFS | TOTAL | ACCUM | PERCT | CLASS | CFS | TOTAL | ACCUM | PERCT | CLASS | CFS | TOTAL | ACCUM | PERCT |
|---|---|---|---|---|---|---|---|---|---|---|---|---|---|---|---|---|---|---|---|
| 0 | 0.00 | 0 | 4748 | 100.0 | 9 | 56.00 | 229 | 3582 | 75.4 | 18 | 350.0 | 202 | 1292 | 27.2 | 27 | 2200 | 53 | 127 | 2.6 |
| 1 | 11.00 | 1 | 4748 | 100.0 | 10 | 69.00 | 262 | 3353 | 70.6 | 19 | 430.0 | 185 | 1090 | 23.0 | 28 | 2700 | 35 | 74 | 1.5 |
| 2 | 13.00 | 33 | 4747 | 100.0 | 11 | 85.00 | 204 | 3091 | 65.1 | 20 | 530.0 | 150 | 905 | 19.1 | 29 | 3300 | 24 | 39 | .8 |
| 3 | 17.00 | 24 | 4714 | 99.3 | 12 | 100.00 | 318 | 2887 | 60.8 | 21 | 650.0 | 158 | 755 | 15.9 | 30 | 4100 | 10 | 15 | .3 |
| 4 | 20.00 | 136 | 4690 | 98.8 | 13 | 130.00 | 301 | 2569 | 54.1 | 22 | 800.0 | 147 | 597 | 12.6 | 31 | 5000 | 3 | 5 | .1 |
| 5 | 25.00 | 179 | 4554 | 95.9 | 14 | 160.00 | 227 | 2268 | 47.8 | 23 | 980.0 | 102 | 450 | 9.5 | 32 | 6100 | | 2 | .0 |
| 6 | 30.00 | 310 | 4375 | 92.1 | 15 | 190.00 | 256 | 2041 | 43.0 | 24 | 1200.0 | 96 | 348 | 7.3 | 33 | 7500 | 1 | 2 | .0 |
| 7 | 37.00 | 229 | 4065 | 85.6 | 16 | 230.00 | 286 | 1785 | 37.6 | 25 | 1500.0 | 70 | 252 | 5.3 | 34 | 9200 | 1 | 1 | .0 |
| 8 | 46.00 | 254 | 3836 | 80.8 | 17 | 290.00 | 207 | 1499 | 31.6 | 26 | 1800.0 | 55 | 182 | 3.8 | | | | | |

### LOWEST MEAN DISCHARGE, IN CFS, AND RANKING, FOR THE FOLLOWING NUMBER OF CONSECUTIVE DAYS IN YEAR ENDING MARCH 31

| YEAR | 1 | | 3 | | 7 | | 14 | | 30 | | 60 | | 90 | | 120 | | 183 | | ANNUAL | |
|---|---|---|---|---|---|---|---|---|---|---|---|---|---|---|---|---|---|---|---|---|
| 1945 | 11.00 | 1 | 11.70 | 1 | 13.70 | 1 | 14.70 | 1 | 16.00 | 1 | 16.40 | 1 | 17.70 | 1 | 19.40 | 1 | 21.90 | 1 | 238.00 | 5 |
| 1946 | 31.00 | 12 | 34.00 | 12 | 35.30 | 12 | 37.60 | 12 | 55.20 | 13 | 83.90 | 12 | 106.00 | 10 | 197.00 | 13 | 202.00 | 13 | 441.00 | 10 |
| 1947 | 14.00 | 2 | 14.30 | 3 | 16.90 | 3 | 17.90 | 3 | 21.70 | 4 | 30.30 | 5 | 34.40 | 5 | 37.50 | 4 | 52.40 | 4 | 189.00 | 2 |
| 1948 | 23.00 | 9 | 30.30 | 10 | 33.60 | 11 | 37.10 | 11 | 39.90 | 11 | 43.70 | 8 | 59.00 | 8 | 56.10 | 7 | 65.40 | 6 | 395.00 | 7 |
| 1949 | 22.00 | 6 | 26.00 | 8 | 27.10 | 8 | 29.90 | 8 | 34.70 | 9 | 38.80 | 7 | 57.30 | 7 | 66.50 | 8 | 113.00 | 8 | 510.00 | 12 |
| 1950 | 15.00 | 4 | 23.00 | 7 | 25.10 | 7 | 27.60 | 7 | 29.80 | 6 | 44.40 | 9 | 109.00 | 11 | 119.00 | 10 | 134.00 | 9 | 610.00 | 13 |
| 1951 | 26.00 | 10 | 30.30 | 11 | 31.40 | 10 | 36.40 | 10 | 38.90 | 10 | 96.90 | 13 | 148.00 | 13 | 168.00 | 11 | 195.00 | 12 | 478.00 | 11 |
| 1952 | 27.00 | 11 | 27.70 | 9 | 27.90 | 9 | 30.00 | 9 | 31.90 | 8 | 32.40 | 6 | 38.10 | 6 | 48.60 | 5 | 96.70 | 7 | 413.00 | 8 |
| 1953 | 43.00 | 13 | 44.00 | 13 | 47.00 | 13 | 48.60 | 13 | 49.80 | 12 | 56.90 | 11 | 85.40 | 9 | 88.30 | 9 | 142.00 | 10 | 421.00 | 9 |
| 1954 | 22.00 | 7 | 22.70 | 6 | 23.00 | 5 | 23.10 | 5 | 27.00 | 5 | 29.60 | 4 | 30.80 | 3 | 31.00 | 2 | 41.60 | 2 | 167.00 | 1 |
| 1955 | 14.00 | 3 | 14.00 | 2 | 15.10 | 2 | 15.60 | 2 | 20.20 | 2 | 28.80 | 3 | 31.80 | 4 | 53.30 | 6 | 59.10 | 5 | 234.00 | 4 |
| 1956 | 22.00 | 8 | 22.00 | 5 | 23.60 | 6 | 24.50 | 6 | 30.90 | 7 | 45.40 | 10 | 111.00 | 12 | 168.00 | 12 | 195.00 | 11 | 304.00 | 6 |
| 1957 | 20.00 | 5 | 20.30 | 4 | 21.30 | 4 | 21.40 | 4 | 21.60 | 3 | 24.80 | 2 | 28.40 | 2 | 35.40 | 3 | 49.00 | 3 | 210.00 | 3 |

### HIGHEST MEAN DISCHARGE, IN CFS, AND RANKING, FOR THE FOLLOWING NUMBER OF CONSECUTIVE DAYS IN YEAR ENDING SEPTEMBER 30

| YEAR | 1 | | 3 | | 7 | | 15 | | 30 | | 60 | | 90 | | 120 | | 183 | | ANNUAL | |
|---|---|---|---|---|---|---|---|---|---|---|---|---|---|---|---|---|---|---|---|---|
| 1945 | 3480.0 | 6 | 3180.0 | 6 | 2190.0 | 7 | 1270.0 | 10 | 827.0 | 11 | 740.0 | 9 | 649.0 | 10 | 582.0 | 10 | 429.0 | 11 | 241.0 | 12 |
| 1946 | 2750.0 | 10 | 2460.0 | 11 | 1680.0 | 12 | 1150.0 | 12 | 843.0 | 10 | 701.0 | 10 | 705.0 | 9 | 599.0 | 9 | 548.0 | 7 | 355.0 | 7 |
| 1947 | 3570.0 | 5 | 3270.0 | 4 | 2380.0 | 6 | 1620.0 | 7 | 1210.0 | 6 | 1040.0 | 6 | 842.0 | 6 | 670.0 | 7 | 539.0 | 8 | 301.0 | 10 |
| 1948 | 4270.0 | 3 | 3550.0 | 3 | 2980.0 | 4 | 2190.0 | 4 | 2170.0 | 2 | 1360.0 | 3 | 1060.0 | 4 | 861.0 | 5 | 670.0 | 6 | 372.0 | 6 |
| 1949 | 5990.0 | 2 | 4930.0 | 2 | 3110.0 | 2 | 2550.0 | 2 | 2010.0 | 3 | 1530.0 | 2 | 1140.0 | 2 | 932.0 | 4 | 675.0 | 5 | 390.0 | 5 |
| 1950 | 9850.0 | 1 | 7870.0 | 1 | 5120.0 | 1 | 4550.0 | 1 | 3170.0 | 1 | 2400.0 | 1 | 1820.0 | 1 | 1680.0 | 1 | 1240.0 | 1 | 733.0 | 1 |
| 1951 | 3100.0 | 8 | 2980.0 | 8 | 2450.0 | 5 | 1860.0 | 5 | 1200.0 | 7 | 922.0 | 7 | 803.0 | 7 | 755.0 | 6 | 693.0 | 4 | 408.0 | 4 |
| 1952 | 3310.0 | 7 | 3030.0 | 7 | 2000.0 | 9 | 1710.0 | 6 | 1290.0 | 5 | 1110.0 | 5 | 1040.0 | 5 | 997.0 | 3 | 903.0 | 2 | 518.0 | 2 |
| 1953 | 2680.0 | 11 | 2560.0 | 10 | 1750.0 | 10 | 1360.0 | 9 | 1050.0 | 8 | 837.0 | 8 | 709.0 | 8 | 609.0 | 8 | 528.0 | 9 | 323.0 | 8 |
| 1954 | 1140.0 | 13 | 1070.0 | 13 | 792.0 | 13 | 513.0 | 13 | 343.0 | 13 | 289.0 | 13 | 261.0 | 13 | 231.0 | 13 | 178.0 | 13 | 104.0 | 13 |
| 1955 | 2960.0 | 9 | 2390.0 | 12 | 1680.0 | 11 | 1170.0 | 11 | 746.0 | 12 | 607.0 | 12 | 545.0 | 11 | 527.0 | 12 | 429.0 | 12 | 279.0 | 11 |
| 1956 | 2680.0 | 12 | 2680.0 | 9 | 2170.0 | 8 | 1510.0 | 8 | 893.0 | 9 | 611.0 | 11 | 485.0 | 12 | 570.0 | 11 | 430.0 | 10 | 313.0 | 9 |
| 1957 | 3730.0 | 4 | 3220.0 | 5 | 3010.0 | 3 | 2240.0 | 3 | 1900.0 | 4 | 1260.0 | 4 | 1130.0 | 3 | 1100.0 | 2 | 841.0 | 3 | 480.0 | 3 |

STATISTICS ON NORMAL MONTHLY MEANS(ALL DAYS)

| OCT | NOV | DEC | JAN | FEB | MARCH | APRIL | MAY | JUNE | JULY | AUG | SEPT |
|---|---|---|---|---|---|---|---|---|---|---|---|
| BY ROWS(MEAN,VARIANCE,STANDARD DEVIATION, SKEWNESS, COEFF. OF VARIATION,PERCENTAGE OF AVERAGE FLOW) | | | | | | | | | | | |
| 0.1324E+03 | 0.1572E+03 | 0.2689E+03 | 0.7712E+03 | 0.5886E+03 | 0.6431E+03 | 0.6505E+03 | 0.4811E+03 | 0.3244E+03 | 0.1643E+03 | 0.7225E+02 | 0.9516E+02 |
| 0.2634E+05 | 0.2698E+05 | 0.4610E+05 | 0.7973E+06 | 0.1852E+06 | 0.1129E+06 | 0.1531E+06 | 0.7745E+05 | 0.3195E+05 | 0.9073E+04 | 0.8999E+03 | 0.1739E+05 |
| 0.1623E+03 | 0.1643E+03 | 0.2147E+03 | 0.8929E+03 | 0.4304E+03 | 0.3360E+03 | 0.3912E+03 | 0.2783E+03 | 0.1787E+03 | 0.9525E+02 | 0.3000E+02 | 0.1319E+03 |
| 0.1743E+01 | 0.1770E+01 | 0.7955E+00 | 0.1952E+01 | 0.4805E+00 | 0.1707E+00 | 0.4684E+00 | 0.4082E+00 | 0.9011E+00 | 0.1477E+01 | 0.4437E+00 | 0.2699E+01 |
| 0.1226E+01 | 0.1045E+01 | 0.7984E+00 | 0.1158E+01 | 0.7312E+00 | 0.5225E+00 | 0.6014E+00 | 0.5785E+00 | 0.5510E+00 | 0.5799E+00 | 0.4152E+00 | 0.1386E+01 |
| 0.3044E+01 | 0.3615E+01 | 0.6183E+01 | 0.1773E+02 | 0.1353E+02 | 0.1479E+02 | 0.1496E+02 | 0.1106E+02 | 0.7459E+01 | 0.3777E+01 | 0.1661E+01 | 0.2188E+01 |

STATISTICS ON NORMAL ANNUAL MEANS(ALL DAYS)

| MEAN | VARIANCE | STANDARD DEVIATION | SKEWNESS | COEFF. OF VARIATION | SERIAL CORR |
|---|---|---|---|---|---|
| 0.3613E+03 | 0.2368E+05 | 0.1539E+03 | 0.1065E+01 | 0.4258E+00 | 0.2558E+00 |

STATISTICS ON LOG MONTHLY MEANS(ALL DAYS)

| OCT | NOV | DEC | JAN | FEB | MARCH | APRIL | MAY | JUNE | JULY | AUG | SEPT |
|---|---|---|---|---|---|---|---|---|---|---|---|
| BY ROWS(MEAN,VARIANCE,STANDARD DEVIATION, SKEWNESS, COEFF. OF VARIATION,PERCENTAGE OF AVERAGE FLOW) | | | | | | | | | | | |
| 0.1870E+01 | 0.2013E+01 | 0.2251E+01 | 0.2593E+01 | 0.2625E+01 | 0.2740E+01 | 0.2728E+01 | 0.2601E+01 | 0.2445E+01 | 0.2150E+01 | 0.1824E+01 | 0.1746E+01 |
| 0.2172E+00 | 0.1677E+00 | 0.2175E+00 | 0.3645E+00 | 0.1667E+00 | 0.7482E-01 | 0.9046E-01 | 0.8853E-01 | 0.6906E-01 | 0.6572E-01 | 0.3355E-01 | 0.1752E+00 |
| 0.4661E+00 | 0.4095E+00 | 0.4663E+00 | 0.6037E+00 | 0.4083E+00 | 0.2735E+00 | 0.3008E+00 | 0.2975E+00 | 0.2628E+00 | 0.2564E+00 | 0.1832E+00 | 0.4186E+00 |
| 0.7752E+00 | 0.4097E+00 | -0.6715E+00 | -0.6451E+00 | -0.5596E+00 | -0.7169E+00 | -0.3669E+00 | -0.5576E+00 | -0.5285E+00 | -0.3990E+00 | 0.7734E-01 | 0.1238E+01 |
| 0.2492E+00 | 0.2034E+00 | 0.2071E+00 | 0.2328E+00 | 0.1555E+00 | 0.9983E-01 | 0.1103E+00 | 0.1144E+00 | 0.1075E+00 | 0.1192E+00 | 0.1004E+00 | 0.2398E+00 |
| 0.6780E+01 | 0.7298E+01 | 0.8160E+01 | 0.9401E+01 | 0.9517E+01 | 0.9932E+01 | 0.9887E+01 | 0.9427E+01 | 0.8863E+01 | 0.7795E+01 | 0.6611E+01 | 0.6329E+01 |

STATISTICS ON LOG ANNUAL MEANS(ALL DAYS)

| MEAN | VARIANCE | STANDARD DEVIATION | SKEWNESS | COEFF. OF VARIATION | SERIAL CORR |
|---|---|---|---|---|---|
| 0.2519E+01 | 0.4110E-01 | 0.2027E+00 | -0.1029E+01 | 0.8047E-01 | 0.2523E+00 |

**ANNUAL PEAKS**

| | | | |
|---|---|---|---|
| 1944 | 6900 | 1959 | 9880 |
| 1945 | 3660 | 1960 | 2190 |
| 1946 | 3060 | 1961 | 4060 |
| 1947 | 3660 | 1962 | 8200 |
| 1948 | 4380 | 1963 | 6860 |
| 1949 | 6250 | 1964 | 9900 |
| 1950 | 10200 | 1965 | 2870 |
| 1951 | 3170 | 1966 | 1060 |
| 1952 | 3380 | 1967 | 5480 |
| 1953 | 2820 | 1968 | 6040 |
| 1954 | 1400 | 1969 | 6220 |
| 1955 | 3170 | 1970 | 4380 |
| 1956 | 3030 | 1971 | 4840 |
| 1957 | 4000 | 1972 | 5960 |
| 1958 | 9400 | 1973 | 3680 |

**ANALYSIS AFTER REGULATION**

DURATION TABLE OF DAILY DISCHARGE FOR YEAR ENDING SEPTEMBER 30

| CLASS | 0 | 1 | 2 | 3 | 4 | 5 | 6 | 7 | 8 | 9 | 10 | 11 | 12 | 13 | 14 | 15 | 16 | 17 | 18 | 19 | 20 | 21 | 22 | 23 | 24 | 25 | 26 | 27 | 28 | 29 | 30 | 31 | 32 | 33 | 34 | |
|---|---|---|---|---|---|---|---|---|---|---|---|---|---|---|---|---|---|---|---|---|---|---|---|---|---|---|---|---|---|---|---|---|---|---|---|---|
| YEAR | | | | | | | | | | | | | | | | NUMBER OF DAYS IN CLASS | | | | | | | | | | | | | | | | | | | | CFS_DAYS |
| 1958 | | | | | | | | | 2 | 6 | 20 | 19 | 47 | 48 | 32 | 30 | 26 | 21 | 22 | 12 | 11 | 13 | 8 | 6 | 9 | 4 | 7 | 7 | 4 | 4 | | 1 | 3 | 3 | | 212778.0 |
| 1959 | | | | | | | 4 | 22 | 50 | 36 | 13 | 8 | 28 | 19 | 8 | 9 | 18 | 18 | 15 | 15 | 29 | 14 | 20 | 6 | 10 | 3 | 3 | 6 | 2 | 3 | 2 | 2 | 1 | 1 | | 182589.0 |
| 1960 | | | | | | | | 5 | 2 | 23 | 27 | 28 | 34 | 53 | 27 | 39 | 28 | 17 | 27 | 13 | 11 | 7 | 7 | 6 | 6 | 2 | 4 | | | | | | | | | 102695.0 |
| 1961 | | | | | | | 35 | 66 | 46 | 36 | 21 | 10 | 29 | 13 | 17 | 9 | 11 | 6 | 5 | 7 | 11 | 6 | 8 | 4 | 5 | 8 | 6 | 1 | 2 | 3 | | | | | | 104143.0 |
| 1962 | | | | | | | 1 | 6 | 24 | 10 | 29 | 36 | 33 | 22 | 31 | 29 | 22 | 28 | 20 | 16 | 10 | 8 | 8 | 9 | 4 | 6 | 3 | 3 | 1 | 3 | 2 | | 1 | | | 143087.0 |
| 1963 | | | | | | 10 | 17 | 17 | 30 | 36 | 35 | 29 | 28 | 38 | 22 | 13 | 17 | 8 | 3 | 12 | 11 | 11 | 8 | 6 | 8 | 1 | 2 | | | | 2 | | 1 | | | 83710.0 |
| 1964 | | | | | | 15 | 31 | 50 | 46 | 37 | 17 | 25 | 10 | 18 | 10 | 12 | 5 | 9 | 9 | 10 | 11 | 5 | 7 | 5 | 8 | 9 | 5 | 5 | 2 | 2 | | 1 | 1 | | 1 | 116257.0 |
| 1965 | | | | | | 11 | 9 | 38 | 40 | 37 | 33 | 21 | 9 | 20 | 16 | 12 | 8 | 16 | 23 | 15 | 12 | 5 | 9 | 7 | 9 | 6 | 5 | 2 | 2 | | | | | | | 91418.0 |
| 1966 | | | | | | | 19 | 41 | 21 | 19 | 36 | 27 | 41 | 33 | 24 | 39 | 24 | 23 | 5 | 6 | 2 | 1 | 3 | 1 | | | | | | | | | | | | 54871.0 |
| 1967 | | | | | | 8 | 67 | 32 | 19 | 13 | 14 | 13 | 19 | 17 | 18 | 14 | 19 | 12 | 13 | 11 | 13 | 11 | 9 | 12 | 10 | 12 | 4 | 1 | 1 | 2 | | 1 | | | | 132212.0 |
| 1968 | | | | | | | 9 | 24 | 34 | 24 | 36 | 19 | 31 | 27 | 19 | 22 | 23 | 17 | 19 | 15 | 11 | 9 | 7 | 4 | 1 | 4 | | 1 | 2 | 5 | 1 | 2 | | | | 122489.0 |
| 1969 | | | | | | | 15 | 34 | 23 | 12 | 18 | 37 | 24 | 25 | 26 | 43 | 31 | 23 | 17 | 11 | 4 | 5 | 6 | 2 | 2 | | | 1 | 2 | | 1 | 3 | | | | 117504.0 |
| 1970 | | | | | | | | | 11 | 20 | 28 | 38 | 27 | 23 | 25 | 42 | 45 | 27 | 18 | 16 | 10 | 9 | 7 | 3 | 1 | 6 | 5 | 2 | 1 | 1 | | | | | | 142752.0 |
| 1971 | | | | | | | 10 | 17 | 25 | 18 | 23 | 47 | 29 | 33 | 36 | 45 | 26 | 9 | 7 | 12 | 3 | 5 | 6 | 5 | 1 | 5 | 2 | | 1 | | | | | | | 102440.0 |
| 1972 | | | | | | | 1 | 12 | 38 | 41 | 20 | 52 | 29 | 26 | 22 | 22 | 23 | 13 | 14 | 8 | 9 | 12 | 7 | 2 | 4 | 6 | 1 | 1 | | 2 | 1 | | | | | 121997.0 |
| 1973 | | | | | | | | | | 15 | 22 | 15 | 9 | 9 | 24 | 43 | 33 | 26 | 21 | 31 | 29 | 28 | 12 | 15 | 11 | 13 | 5 | 3 | 1 | | | | | | | 219130.0 |

| CLASS | CFS | TOTAL | ACCUM | PERCT | CLASS | CFS | TOTAL | ACCUM | PERCT | CLASS | CFS | TOTAL | ACCUM | PERCT | CLASS | CFS | TOTAL | ACCUM | PERCT |
|---|---|---|---|---|---|---|---|---|---|---|---|---|---|---|---|---|---|---|---|
| 0 | 0.00 | 0 | 5844 | 100.0 | 9 | 56.00 | 349 | 4794 | 82.0 | 18 | 350.0 | 261 | 1408 | 24.1 | 27 | 2200 | 37 | 116 | 1.9 |
| 1 | 11.00 | 0 | 5844 | 100.0 | 10 | 69.00 | 377 | 4445 | 76.1 | 19 | 430.0 | 206 | 1147 | 19.6 | 28 | 2700 | 22 | 79 | 1.3 |
| 2 | 13.00 | 0 | 5844 | 100.0 | 11 | 85.00 | 318 | 4068 | 69.6 | 20 | 530.0 | 197 | 941 | 16.1 | 29 | 3300 | 23 | 57 | .9 |
| 3 | 17.00 | 0 | 5844 | 100.0 | 12 | 100.00 | 527 | 3750 | 64.2 | 21 | 650.0 | 148 | 744 | 12.7 | 30 | 4100 | 11 | 34 | .5 |
| 4 | 20.00 | 36 | 5844 | 100.0 | 13 | 130.00 | 398 | 3223 | 55.2 | 22 | 800.0 | 147 | 596 | 10.2 | 31 | 5000 | 11 | 23 | .3 |
| 5 | 25.00 | 65 | 5808 | 99.4 | 14 | 160.00 | 329 | 2825 | 48.3 | 23 | 980.0 | 111 | 449 | 7.7 | 32 | 6100 | 7 | 12 | .2 |
| 6 | 30.00 | 240 | 5743 | 98.3 | 15 | 190.00 | 354 | 2496 | 42.7 | 24 | 1200.0 | 88 | 338 | 5.8 | 33 | 7500 | 4 | 5 | .0 |
| 7 | 37.00 | 338 | 5503 | 94.2 | 16 | 230.00 | 399 | 2142 | 36.7 | 25 | 1500.0 | 70 | 250 | 4.3 | 34 | 9200 | 1 | 1 | .0 |
| 8 | 46.00 | 371 | 5165 | 88.4 | 17 | 290.00 | 335 | 1743 | 29.8 | 26 | 1800.0 | 64 | 180 | 3.1 | | | | | |

LOWEST MEAN DISCHARGE, IN CFS, AND RANKING, FOR THE FOLLOWING NUMBER OF CONSECUTIVE DAYS IN YEAR ENDING MARCH 31

| YEAR | 1 | 3 | 7 | 14 | 30 | 60 | 90 | 120 | 183 | ANNUAL |
|---|---|---|---|---|---|---|---|---|---|---|
| 1959 | 45.00 14 | 47.00 13 | 49.10 13 | 53.90 12 | 55.30 11 | 62.10 9 | 106.00 12 | 194.00 15 | 287.00 15 | 682.00 15 |
| 1960 | 34.00 8 | 35.30 8 | 36.40 8 | 39.10 7 | 46.50 8 | 65.40 10 | 69.30 9 | 77.00 8 | 91.40 7 | 330.00 9 |
| 1961 | 30.00 6 | 31.00 6 | 33.10 6 | 33.80 6 | 38.20 6 | 43.20 5 | 44.00 5 | 45.40 5 | 57.60 3 | 241.00 3 |
| 1962 | 32.00 7 | 34.00 7 | 36.40 7 | 39.60 8 | 44.50 7 | 52.80 7 | 63.70 8 | 81.80 9 | 96.80 9 | 430.00 13 |
| 1963 | 25.00 4 | 25.00 3 | 25.00 3 | 26.30 3 | 38.00 5 | 44.90 6 | 51.30 6 | 65.30 6 | 79.50 6 | 269.00 5 |
| 1964 | 20.00 1 | 20.00 1 | 21.00 1 | 23.60 1 | 26.50 1 | 30.20 1 | 34.00 2 | 33.00 1 | 41.50 1 | 178.00 1 |
| 1965 | 21.00 2 | 21.30 2 | 22.40 2 | 25.90 2 | 27.80 2 | 30.20 2 | 33.10 1 | 35.40 2 | 44.00 2 | 332.00 10 |
| 1966 | 39.00 9 | 40.30 9 | 44.70 11 | 49.20 11 | 50.70 10 | 79.70 12 | 82.00 10 | 126.00 11 | 125.00 11 | 249.00 4 |
| 1967 | 29.00 5 | 30.30 5 | 31.30 5 | 31.80 5 | 34.00 4 | 36.90 4 | 39.10 4 | 40.70 3 | 62.60 5 | 298.00 6 |
| 1968 | 25.00 3 | 26.00 4 | 28.70 4 | 30.80 4 | 32.10 3 | 34.40 3 | 38.20 3 | 43.00 4 | 57.80 4 | 350.00 11 |
| 1969 | 41.00 11 | 42.70 11 | 43.70 10 | 46.40 9 | 49.80 9 | 53.00 8 | 62.00 7 | 74.70 7 | 115.00 10 | 315.00 7 |
| 1970 | 43.00 12 | 46.70 12 | 47.90 12 | 57.40 14 | 67.40 14 | 126.00 14 | 144.00 14 | 146.00 13 | 204.00 13 | 328.00 8 |
| 1971 | 61.00 15 | 64.30 15 | 65.90 15 | 71.80 15 | 81.80 15 | 143.00 15 | 167.00 15 | 162.00 14 | 203.00 12 | 381.00 12 |
| 1972 | 39.00 10 | 40.70 10 | 43.30 9 | 47.90 10 | 55.70 12 | 75.00 11 | 90.20 11 | 88.90 10 | 96.50 8 | 210.00 2 |
| 1973 | 44.00 13 | 47.70 14 | 51.60 14 | 56.50 13 | 62.70 13 | 82.40 13 | 119.00 13 | 145.00 12 | 259.00 14 | 609.00 14 |

HIGHEST MEAN DISCHARGE, IN CFS, AND RANKING, FOR THE FOLLOWING NUMBER OF CONSECUTIVE DAYS IN YEAR ENDING SEPTEMBER 30

| YEAR | 1 | 3 | 7 | 15 | 30 | 60 | 90 | 120 | 183 | ANNUAL |
|---|---|---|---|---|---|---|---|---|---|---|
| 1958 | 9000.0 3 | 8730.0 1 | 7380.0 1 | 4560.0 1 | 2590.0 1 | 1680.0 1 | 1340.0 1 | 1040.0 2 | 750.0 3 | 583.0 2 |
| 1959 | 9140.0 2 | 7350.0 3 | 4440.0 3 | 2630.0 3 | 2210.0 2 | 1450.0 2 | 1200.0 2 | 1200.0 1 | 902.0 1 | 500.0 3 |
| 1960 | 2190.0 15 | 2040.0 15 | 1590.0 15 | 985.0 15 | 651.0 15 | 538.0 15 | 483.0 15 | 448.0 15 | 388.0 14 | 281.0 13 |
| 1961 | 3840.0 11 | 3560.0 10 | 3040.0 8 | 2170.0 6 | 1480.0 4 | 1150.0 4 | 926.0 5 | 734.0 7 | 520.0 8 | 285.0 11 |
| 1962 | 7220.0 4 | 5490.0 5 | 3090.0 7 | 1740.0 9 | 1270.0 9 | 1120.0 5 | 934.0 4 | 758.0 5 | 626.0 5 | 392.0 4 |
| 1963 | 6500.0 5 | 5260.0 6 | 2980.0 9 | 1800.0 8 | 1240.0 10 | 829.0 10 | 626.0 11 | 508.0 13 | 384.0 15 | 229.0 15 |
| 1964 | 9200.0 1 | 7550.0 2 | 4470.0 2 | 2660.0 2 | 1820.0 3 | 1300.0 3 | 945.0 3 | 783.0 4 | 594.0 6 | 318.0 10 |
| 1965 | 2460.0 14 | 2160.0 14 | 1940.0 14 | 1350.0 14 | 987.0 14 | 785.0 13 | 662.0 10 | 580.0 10 | 423.0 12 | 250.0 14 |
| 1966 | 992.0 16 | 890.0 16 | 660.0 16 | 444.0 16 | 301.0 16 | 253.0 16 | 243.0 16 | 226.0 16 | 219.0 16 | 150.0 16 |
| 1967 | 5030.0 9 | 4020.0 9 | 2840.0 10 | 1680.0 11 | 1210.0 11 | 879.0 9 | 794.0 8 | 739.0 6 | 665.0 4 | 362.0 6 |
| 1968 | 5490.0 8 | 4940.0 7 | 3900.0 4 | 2330.0 4 | 1310.0 8 | 1060.0 6 | 798.0 7 | 692.0 8 | 569.0 7 | 335.0 7 |
| 1969 | 5970.0 6 | 5660.0 4 | 3870.0 5 | 2300.0 5 | 1470.0 5 | 918.0 8 | 697.0 9 | 639.0 9 | 500.0 10 | 322.0 9 |
| 1970 | 4120.0 10 | 3290.0 11 | 2110.0 12 | 1370.0 13 | 1080.0 13 | 788.0 12 | 614.0 13 | 543.0 11 | 493.0 11 | 391.0 5 |
| 1971 | 3680.0 12 | 2900.0 12 | 2350.0 11 | 1600.0 12 | 1180.0 12 | 778.0 14 | 563.0 14 | 503.0 14 | 412.0 13 | 281.0 12 |
| 1972 | 5830.0 7 | 4860.0 8 | 3280.0 6 | 1970.0 7 | 1390.0 7 | 820.0 11 | 621.0 12 | 527.0 12 | 515.0 9 | 333.0 8 |
| 1973 | 3440.0 13 | 2790.0 13 | 1980.0 13 | 1690.0 10 | 1430.0 6 | 1020.0 7 | 875.0 6 | 836.0 3 | 849.0 2 | 600.0 1 |

STATISTICS ON NORMAL MONTHLY MEANS(ALL DAYS)

| OCT | NOV | DEC | JAN | FEB | MARCH | APRIL | MAY | JUNE | JULY | AUG | SEPT |
|---|---|---|---|---|---|---|---|---|---|---|---|
| BY ROWS(MEAN,VARIANCE,STANDARD DEVIATION, SKEWNESS, COEFF. OF VARIATION,PERCENTAGE OF AVERAGE FLOW) | | | | | | | | | | | |
| 0.1565E+03 | 0.2553E+03 | 0.3964E+03 | 0.3909E+03 | 0.4968E+03 | 0.6257E+03 | 0.7046E+03 | 0.3450E+03 | 0.3430E+03 | 0.2411E+03 | 0.1645E+03 | 0.1034E+03 |
| 0.3576E+05 | 0.1020E+06 | 0.1595E+06 | 0.1134E+06 | 0.1985E+06 | 0.1377E+06 | 0.2421E+06 | 0.2003E+05 | 0.3525E+06 | 0.4904E+05 | 0.3387E+05 | 0.6750E+04 |
| 0.1891E+03 | 0.3193E+03 | 0.3994E+03 | 0.3368E+03 | 0.4456E+03 | 0.3710E+03 | 0.4921E+03 | 0.1415E+03 | 0.5937E+03 | 0.2215E+03 | 0.1840E+03 | 0.8216E+02 |
| 0.2007E+01 | 0.2115E+01 | 0.1118E+01 | 0.9776E+00 | 0.1502E+01 | 0.4275E+00 | 0.7516E+00 | 0.1014E+01 | 0.3812E+01 | 0.1572E+01 | 0.2231E+01 | 0.1481E+01 |
| 0.1209E+01 | 0.1251E+01 | 0.1008E+01 | 0.8616E+00 | 0.8970E+00 | 0.5930E+00 | 0.6983E+00 | 0.4103E+00 | 0.1731E+01 | 0.9184E+00 | 0.1119E+01 | 0.7946E+00 |
| 0.3705E+01 | 0.6044E+01 | 0.9387E+01 | 0.9256E+01 | 0.1176E+02 | 0.1482E+02 | 0.1669E+02 | 0.8169E+01 | 0.8121E+01 | 0.5710E+01 | 0.3895E+01 | 0.2448E+01 |

STATISTICS ON NORMAL ANNUAL MEANS(ALL DAYS)

| MEAN | VARIANCE | STANDARD DEVIATION | SKEWNESS | COEFF. OF VARIATION | SERIAL CORR |
|---|---|---|---|---|---|
| 0.3508E+03 | 0.1491E+05 | 0.1221E+03 | 0.8210E+00 | 0.3480E+00 | 0.2202E+00 |

STATISTICS ON LOG MONTHLY MEANS(ALL DAYS)

| OCT | NOV | DEC | JAN | FEB | MARCH | APRIL | MAY | JUNE | JULY | AUG | SEPT |
|---|---|---|---|---|---|---|---|---|---|---|---|
| BY ROWS(MEAN,VARIANCE,STANDARD DEVIATION, SKEWNESS, COEFF. OF VARIATION,PERCENTAGE OF AVERAGE FLOW) | | | | | | | | | | | |
| 0.1970E+01 | 0.2160E+01 | 0.2346E+01 | 0.2405E+01 | 0.2510E+01 | 0.2716E+01 | 0.2730E+01 | 0.2506E+01 | 0.2326E+01 | 0.2235E+01 | 0.2039E+01 | 0.1906E+01 |
| 0.1853E+00 | 0.2101E+00 | 0.2750E+00 | 0.2086E+00 | 0.2051E+00 | 0.7952E-01 | 0.1238E+00 | 0.2836E-01 | 0.1114E+00 | 0.1306E+00 | 0.1426E+00 | 0.9519E-01 |
| 0.4304E+00 | 0.4584E+00 | 0.5244E+00 | 0.4567E+00 | 0.4529E+00 | 0.2820E+00 | 0.3519E+00 | 0.1684E+00 | 0.3338E+00 | 0.3614E+00 | 0.3777E+00 | 0.3085E+00 |
| 0.7504E+00 | 0.6276E+00 | -0.1761E+00 | -0.3992E+00 | -0.4049E+00 | -0.9075E-01 | -0.3603E+00 | 0.3046E+00 | 0.2566E+01 | 0.4080E+00 | 0.8281E+00 | 0.4885E+00 |
| 0.2185E+00 | 0.2122E+00 | 0.2235E+00 | 0.1899E+00 | 0.1804E+00 | 0.1038E+00 | 0.1289E+00 | 0.6719E-01 | 0.1435E+00 | 0.1617E+00 | 0.1852E+00 | 0.1619E+00 |
| 0.7074E+01 | 0.7757E+01 | 0.8424E+01 | 0.8635E+01 | 0.9012E+01 | 0.9751E+01 | 0.9804E+01 | 0.8999E+01 | 0.8353E+01 | 0.8027E+01 | 0.7321E+01 | 0.6843E+01 |

STATISTICS ON LOG ANNUAL MEANS(ALL DAYS)

| MEAN | VARIANCE | STANDARD DEVIATION | SKEWNESS | COEFF. OF VARIATION | SERIAL CORR |
|---|---|---|---|---|---|
| 0.2521E+01 | 0.2294E-01 | 0.1515E+00 | -0.2054E+00 | 0.6008E-01 | 0.1568E+00 |

## 03334500 South Fork Wildcat Creek near Lafayette, Ind.

LOCATION.--Lat 40°25'04", long 86°46'05", in SW¼SW¼ sec.21, T.23 N., R.3 W., Tippecanoe County, on right bank 40 ft (12 m) upstream from bridge on State Highway 26, 0.5 mile (0.8 km) upstream from Middle Fork, 4.2 miles (6.8 km) upstream from mouth, and 5 miles (8 km) east of Lafayette.

DRAINAGE AREA.--243 mi² (629 km²).

### DURATION TABLE OF DAILY DISCHARGE FOR YEAR ENDING SEPTEMBER 30

| CLASS | 0 | 1 | 2 | 3 | 4 | 5 | 6 | 7 | 8 | 9 | 10 | 11 | 12 | 13 | 14 | 15 | 16 | 17 | 18 | 19 | 20 | 21 | 22 | 23 | 24 | 25 | 26 | 27 | 28 | 29 | 30 | 31 | 32 | 33 | 34 | CFS_DAYS |
|---|---|---|---|---|---|---|---|---|---|---|---|---|---|---|---|---|---|---|---|---|---|---|---|---|---|---|---|---|---|---|---|---|---|---|---|---|
| YEAR | | | | | | | | | | | | | | | | NUMBER OF DAYS IN CLASS | | | | | | | | | | | | | | | | | | | | |
| 1945 | | | 12 | 77 | 50 | 16 | 15 | 18 | 11 | 18 | 13 | 14 | 18 | 24 | 21 | 10 | 8 | 7 | 5 | 7 | 3 | 2 | 4 | 3 | 3 | 2 | 2 | 1 | 1 | | | | | | | 60828.0 |
| 1946 | | | 1 | 26 | 4 | 14 | 11 | 16 | 6 | 15 | 30 | 37 | 46 | 38 | 26 | 22 | 12 | 12 | 11 | 8 | 9 | 8 | 2 | 4 | 2 | 2 | 1 | 1 | | 1 | | | | | | 82557.0 |
| 1947 | | | 4 | 11 | 14 | 37 | 30 | 30 | 29 | 39 | 15 | 13 | 25 | 18 | 22 | 19 | 15 | 4 | 8 | 9 | 6 | 4 | 2 | 2 | 4 | | 2 | 1 | 2 | | | | | | | 69583.0 |
| 1948 | | | | 2 | 7 | 66 | 54 | 30 | 10 | 16 | 16 | 18 | 30 | 19 | 14 | 11 | 10 | 8 | 8 | 5 | 6 | 4 | 5 | 12 | 2 | 2 | 6 | 1 | 4 | | | | | | | 92227.0 |
| 1949 | | | 6 | 29 | 8 | 23 | 23 | 27 | 17 | 21 | 22 | 13 | 31 | 29 | 19 | 22 | 12 | 8 | 4 | 7 | 9 | 11 | 7 | 4 | 5 | 1 | | 4 | 1 | 1 | 1 | | | | | 94403.0 |
| 1950 | | | | 2 | 2 | 7 | 17 | 9 | 19 | 28 | 20 | 29 | 33 | 18 | 20 | 19 | 13 | 13 | 17 | 16 | 21 | 12 | 8 | 8 | 7 | 6 | 5 | 8 | 4 | 1 | | 1 | 1 | | 1 | 172493.0 |
| 1951 | | | | | 7 | 12 | 17 | 11 | 23 | 30 | 21 | 38 | 40 | 34 | 27 | 21 | 16 | 17 | 6 | 7 | 12 | 6 | 3 | 3 | 8 | 4 | 1 | | 1 | | | | | | | 91323.0 |
| 1952 | | | | | 2 | 21 | 22 | 17 | 16 | 20 | 15 | 14 | 20 | 23 | 39 | 33 | 15 | 24 | 15 | 16 | 10 | 10 | 9 | 10 | 2 | 4 | 6 | 3 | | | | | | | | 119745.0 |
| 1953 | | | | | 7 | 17 | 39 | 20 | 8 | 15 | 7 | 20 | 53 | 45 | 31 | 19 | 18 | 14 | 10 | 9 | 8 | 9 | 2 | 7 | 1 | 3 | | 2 | 1 | | | | | | | 88606.0 |
| 1954 | | | 5 | 34 | 46 | 60 | 45 | 20 | 24 | 30 | 23 | 27 | 14 | 8 | 8 | 5 | 5 | 2 | 3 | 5 | 1 | | | | | | | | | | | | | | | 28924.0 |
| 1955 | | | 9 | 9 | 15 | 11 | 22 | 45 | 19 | 26 | 15 | 11 | 32 | 21 | 38 | 22 | 18 | 13 | 9 | 8 | 6 | 7 | 3 | 2 | | 2 | | 2 | | | | | | | | 71044.0 |
| 1956 | | | 7 | 19 | 18 | 8 | 10 | 31 | 29 | 30 | 29 | 23 | 40 | 28 | 26 | 16 | 14 | 8 | 4 | 9 | 4 | 5 | 4 | 3 | 1 | | | | | | | | | | | 59336.0 |
| 1957 | | | 14 | 37 | 17 | 11 | 22 | 19 | 10 | 14 | 14 | 22 | 33 | 14 | 19 | 10 | 13 | 9 | 15 | 14 | 8 | 10 | 7 | 12 | 7 | 6 | 4 | 1 | 3 | | | | | | | 115706.0 |
| 1958 | | | | | | | | 2 | 34 | 28 | 38 | 44 | 47 | 23 | 26 | 24 | 15 | 11 | 7 | 11 | 13 | 5 | 5 | 10 | 4 | 3 | 2 | 5 | 2 | 1 | 2 | | 2 | | 1 | 144598.0 |
| 1959 | | | | | 14 | 32 | 17 | 24 | 45 | 31 | 19 | 14 | 17 | 18 | 19 | 25 | 21 | 9 | 9 | 12 | 11 | 4 | 6 | 5 | 4 | 3 | 2 | 2 | | | 1 | | | 1 | | 99162.0 |
| 1960 | | | | | 6 | 10 | 10 | 8 | 41 | 53 | 39 | 46 | 44 | 28 | 14 | 16 | 12 | 3 | 12 | 4 | 7 | 3 | 3 | 3 | 3 | 1 | | | | | | | | | | 64171.0 |
| 1961 | | | | 6 | 33 | 85 | 28 | 29 | 15 | 17 | 18 | 18 | 19 | 15 | 11 | 9 | 8 | 6 | 11 | 6 | 7 | 3 | 6 | 6 | 2 | 3 | 2 | 2 | | | | | | | | 70338.0 |
| 1962 | | | | | | 6 | 29 | 37 | 25 | 42 | 21 | 33 | 32 | 21 | 33 | 14 | 16 | 15 | 2 | 13 | 6 | 5 | 1 | 6 | 2 | 2 | 1 | 2 | | 1 | | | | | | 80255.0 |
| 1963 | | | | 31 | 25 | 44 | 52 | 61 | 31 | 17 | 14 | 14 | 14 | 9 | 5 | 8 | 11 | 4 | 9 | 2 | 2 | 2 | 5 | 1 | 1 | | | 1 | 1 | 1 | | | | | | 51408.0 |
| 1964 | | 2 | 34 | 63 | 44 | 18 | 16 | 19 | 13 | 19 | 14 | 16 | 15 | 12 | 12 | 16 | 11 | 4 | 2 | 5 | 5 | 10 | 4 | 5 | 1 | 1 | 1 | | 1 | 1 | | | 1 | 1 | | 74797.0 |
| 1965 | | | | 22 | 24 | 60 | 39 | 21 | 17 | 18 | 22 | 16 | 14 | 22 | 20 | 15 | 9 | 9 | 4 | 8 | 7 | 4 | 2 | 6 | 2 | 2 | 1 | 1 | | | | | | | | 63693.0 |
| 1966 | | | 21 | 21 | 18 | 10 | 12 | 29 | 40 | 54 | 34 | 26 | 37 | 24 | 12 | 13 | 3 | 6 | | 3 | 1 | 1 | | | | | | | | | | | | | | 36922.0 |
| 1967 | | | 9 | 71 | 30 | 13 | 15 | 7 | 15 | 15 | 18 | 18 | 20 | 21 | 13 | 16 | 16 | 13 | 12 | 12 | 6 | 7 | 5 | 8 | | 2 | 1 | | 1 | | 1 | | | | | 78443.0 |
| 1968 | | | 1 | 6 | 7 | 35 | 34 | 22 | 28 | 27 | 24 | 27 | 22 | 25 | 18 | 16 | 15 | 14 | 8 | 8 | 8 | 3 | 3 | 5 | | 1 | 4 | 2 | 1 | 1 | | | 1 | | | 88434.0 |
| 1969 | 2 | | | | 10 | 17 | 35 | 18 | 17 | 19 | 20 | 22 | 42 | 33 | 32 | 21 | 17 | 8 | 12 | 9 | 11 | 4 | 5 | 1 | 4 | 1 | 1 | 1 | | 1 | 2 | | | | | 89361.0 |
| 1970 | | | | | 2 | 9 | 12 | 19 | 19 | 37 | 19 | 34 | 34 | 24 | 30 | 20 | 17 | 14 | 13 | 10 | 9 | 12 | 7 | 11 | 4 | | 4 | 4 | 1 | | | | | | | 111425.0 |
| 1971 | | | | | | 7 | 23 | 18 | 18 | 35 | 36 | 55 | 37 | 40 | 17 | 22 | 11 | 9 | 8 | 8 | 6 | 3 | 2 | 3 | 2 | 1 | 3 | | | 1 | | | | | | 75190.0 |
| 1972 | | | | | | 8 | 36 | 32 | 22 | 22 | 45 | 27 | 40 | 25 | 26 | 16 | 11 | 10 | 9 | 9 | 7 | 4 | 3 | 5 | | 3 | 3 | 2 | 1 | | | | | | | 82367.0 |
| 1973 | | | | | | | 2 | 31 | 12 | 13 | 9 | 13 | 33 | 19 | 35 | 31 | 25 | 28 | 27 | 21 | 19 | 11 | 10 | 9 | 2 | 9 | 4 | 2 | | | | | | | | 137071.0 |

| CLASS | CFS | TOTAL | ACCUM | PERCT | CLASS | CFS | TOTAL | ACCUM | PERCT | CLASS | CFS | TOTAL | ACCUM | PERCT | CLASS | CFS | TOTAL | ACCUM | PERCT |
|---|---|---|---|---|---|---|---|---|---|---|---|---|---|---|---|---|---|---|---|
| 0 | 0.00 | 2 | 10592 | 100.0 | 9 | 70.00 | 749 | 6962 | 65.7 | 18 | 400.0 | 260 | 1488 | 14.0 | 27 | 2200 | 47 | 100 | .9 |
| 1 | 15.00 | 2 | 10590 | 100.0 | 10 | 85.00 | 630 | 6213 | 58.7 | 19 | 480.0 | 261 | 1228 | 11.6 | 28 | 2700 | 25 | 53 | .5 |
| 2 | 18.00 | 123 | 10588 | 100.0 | 11 | 100.00 | 702 | 5583 | 52.7 | 20 | 580.0 | 228 | 967 | 9.1 | 29 | 3300 | 10 | 28 | .2 |
| 3 | 22.00 | 466 | 10465 | 98.8 | 12 | 120.00 | 882 | 4881 | 46.1 | 21 | 700.0 | 169 | 739 | 7.0 | 30 | 4000 | 8 | 18 | .1 |
| 4 | 27.00 | 410 | 9999 | 94.4 | 13 | 150.00 | 678 | 3999 | 37.8 | 22 | 850.0 | 123 | 570 | 5.4 | 31 | 4800 | 1 | 10 | .0 |
| 5 | 32.00 | 657 | 9589 | 90.5 | 14 | 180.00 | 633 | 3321 | 31.4 | 23 | 1000.0 | 154 | 447 | 4.2 | 32 | 5900 | 5 | 9 | .0 |
| 6 | 39.00 | 687 | 8932 | 84.3 | 15 | 220.00 | 511 | 2688 | 25.4 | 24 | 1300.0 | 73 | 293 | 2.8 | 33 | 7100 | 2 | 4 | .0 |
| 7 | 48.00 | 670 | 8245 | 77.8 | 16 | 270.00 | 387 | 2177 | 20.6 | 25 | 1500.0 | 64 | 220 | 2.1 | 34 | 8600 | 2 | 2 | .0 |
| 8 | 58.00 | 613 | 7575 | 71.5 | 17 | 330.00 | 302 | 1790 | 16.9 | 26 | 1800.0 | 56 | 156 | 1.5 | | | | | |

### LOWEST MEAN DISCHARGE, IN CFS, AND RANKING, FOR THE FOLLOWING NUMBER OF CONSECUTIVE DAYS IN YEAR ENDING MARCH 31

| YEAR | 1 | | 3 | | 7 | | 14 | | 30 | | 60 | | 90 | | 120 | | 183 | | ANNUAL | |
|---|---|---|---|---|---|---|---|---|---|---|---|---|---|---|---|---|---|---|---|---|
| 1945 | 15.00 | 2 | 15.70 | 1 | 15.70 | 1 | 16.40 | 1 | 17.40 | 1 | 17.80 | 1 | 19.80 | 1 | 21.60 | 1 | 23.30 | 1 | 159.00 | 6 |
| 1946 | 24.00 | 12 | 25.00 | 13 | 26.40 | 14 | 33.40 | 18 | 36.40 | 16 | 47.40 | 19 | 76.50 | 21 | 134.00 | 25 | 140.00 | 24 | 290.00 | 22 |
| 1947 | 21.00 | 10 | 21.30 | 11 | 21.60 | 10 | 22.40 | 9 | 23.60 | 8 | 26.90 | 7 | 31.30 | 7 | 33.90 | 7 | 43.70 | 6 | 118.00 | 2 |
| 1948 | 27.00 | 17 | 28.30 | 17 | 30.30 | 18 | 33.60 | 20 | 36.70 | 18 | 38.30 | 14 | 44.30 | 12 | 49.20 | 11 | 57.80 | 11 | 245.00 | 19 |
| 1949 | 25.00 | 13 | 26.00 | 15 | 28.00 | 16 | 33.10 | 17 | 42.90 | 22 | 48.30 | 20 | 78.40 | 22 | 82.90 | 19 | 119.00 | 20 | 362.00 | 25 |
| 1950 | 20.00 | 7 | 20.30 | 9 | 21.00 | 8 | 21.50 | 7 | 23.20 | 7 | 28.50 | 8 | 40.10 | 11 | 51.20 | 12 | 77.10 | 14 | 375.00 | 26 |
| 1951 | 31.00 | 21 | 31.30 | 21 | 32.90 | 22 | 37.60 | 23 | 40.80 | 21 | 72.70 | 26 | 156.00 | 29 | 152.00 | 28 | 198.00 | 26 | 303.00 | 24 |
| 1952 | 29.00 | 18 | 29.30 | 18 | 29.90 | 17 | 32.40 | 16 | 36.90 | 19 | 37.80 | 13 | 45.30 | 14 | 65.80 | 15 | 121.00 | 22 | 243.00 | 18 |
| 1953 | 39.00 | 28 | 40.30 | 28 | 41.00 | 28 | 45.00 | 27 | 47.40 | 27 | 53.70 | 22 | 80.20 | 24 | 83.30 | 20 | 120.00 | 21 | 292.00 | 23 |
| 1954 | 26.00 | 16 | 27.00 | 16 | 27.60 | 15 | 28.30 | 13 | 28.50 | 11 | 31.30 | 9 | 33.20 | 8 | 34.70 | 9 | 43.90 | 7 | 153.00 | 5 |
| 1955 | 21.00 | 11 | 21.00 | 10 | 21.40 | 9 | 22.50 | 10 | 25.30 | 10 | 44.10 | 16 | 52.60 | 15 | 56.50 | 14 | 60.60 | 12 | 160.00 | 7 |
| 1956 | 20.00 | 8 | 20.00 | 7 | 20.70 | 7 | 21.20 | 6 | 24.50 | 9 | 37.10 | 12 | 62.90 | 18 | 96.50 | 22 | 107.00 | 18 | 179.00 | 11 |
| 1957 | 20.00 | 9 | 20.00 | 8 | 20.00 | 5 | 20.50 | 5 | 21.50 | 3 | 22.60 | 2 | 24.00 | 2 | 28.10 | 4 | 39.10 | 4 | 130.00 | 3 |
| 1958 | 38.00 | 26 | 39.30 | 27 | 40.30 | 27 | 45.60 | 28 | 56.20 | 28 | 102.00 | 29 | 125.00 | 28 | 160.00 | 29 | 270.00 | 29 | 395.00 | 27 |
| 1959 | 53.00 | 29 | 54.30 | 29 | 56.00 | 29 | 57.50 | 29 | 59.00 | 29 | 63.00 | 25 | 86.10 | 25 | 148.00 | 27 | 213.00 | 27 | 438.00 | 29 |
| 1960 | 29.00 | 19 | 29.70 | 19 | 30.60 | 19 | 31.20 | 14 | 33.20 | 14 | 41.30 | 15 | 44.90 | 13 | 54.60 | 13 | 72.90 | 13 | 190.00 | 12 |
| 1961 | 25.00 | 14 | 25.70 | 14 | 26.10 | 13 | 27.00 | 12 | 29.10 | 12 | 32.30 | 10 | 33.20 | 9 | 34.40 | 8 | 45.10 | 9 | 152.00 | 4 |
| 1962 | 32.00 | 22 | 32.00 | 22 | 32.30 | 20 | 33.50 | 19 | 36.40 | 17 | 46.90 | 18 | 58.90 | 16 | 72.70 | 17 | 86.80 | 15 | 261.00 | 20 |
| 1963 | 25.00 | 15 | 25.00 | 12 | 25.10 | 12 | 26.00 | 11 | 32.30 | 13 | 36.60 | 11 | 38.70 | 10 | 43.60 | 10 | 55.40 | 10 | 161.00 | 8 |
| 1964 | 18.00 | 5 | 18.00 | 5 | 18.30 | 2 | 18.70 | 2 | 21.80 | 4 | 23.70 | 4 | 25.00 | 4 | 24.70 | 2 | 32.60 | 2 | 106.00 | 1 |
| 1965 | 17.00 | 3 | 17.30 | 3 | 18.40 | 3 | 19.30 | 3 | 21.80 | 5 | 24.00 | 5 | 24.80 | 3 | 28.10 | 5 | 34.40 | 3 | 210.00 | 14 |
| 1966 | 33.00 | 23 | 33.30 | 23 | 35.70 | 23 | 36.40 | 22 | 39.50 | 20 | 51.40 | 21 | 65.10 | 19 | 102.00 | 23 | 113.00 | 19 | 177.00 | 10 |
| 1967 | 18.00 | 4 | 18.00 | 4 | 19.00 | 4 | 19.60 | 4 | 21.00 | 2 | 23.60 | 3 | 25.50 | 5 | 27.80 | 3 | 44.60 | 8 | 193.00 | 13 |
| 1968 | 20.00 | 6 | 20.00 | 6 | 20.40 | 6 | 21.90 | 8 | 23.20 | 6 | 24.20 | 6 | 26.60 | 6 | 29.80 | 6 | 40.40 | 5 | 225.00 | 15 |
| 1969 | 38.00 | 27 | 38.00 | 26 | 39.00 | 26 | 40.40 | 26 | 43.30 | 23 | 46.00 | 17 | 61.80 | 17 | 72.30 | 16 | 103.00 | 16 | 241.00 | 17 |
| 1970 | 15.00 | 1 | 16.30 | 2 | 24.90 | 11 | 31.50 | 15 | 34.80 | 15 | 62.00 | 24 | 78.50 | 23 | 92.80 | 21 | 144.00 | 25 | 235.00 | 16 |
| 1971 | 30.00 | 20 | 31.00 | 20 | 32.90 | 21 | 35.40 | 21 | 47.20 | 25 | 79.00 | 28 | 111.00 | 27 | 134.00 | 24 | 124.00 | 23 | 280.00 | 21 |
| 1972 | 35.00 | 24 | 35.70 | 24 | 36.10 | 24 | 39.50 | 24 | 45.90 | 24 | 57.50 | 23 | 70.70 | 20 | 76.80 | 18 | 107.00 | 17 | 162.00 | 9 |
| 1973 | 35.00 | 25 | 35.70 | 25 | 37.40 | 25 | 39.60 | 25 | 47.30 | 26 | 72.80 | 27 | 110.00 | 26 | 136.00 | 26 | 218.00 | 28 | 415.00 | 28 |

HIGHEST MEAN DISCHARGE, IN CFS, AND RANKING, FOR THE FOLLOWING NUMBER OF CONSECUTIVE DAYS IN YEAR ENDING SEPTEMBER 30

| YEAR | 1 | 3 | 7 | 15 | 30 | 60 | 90 | 120 | 183 | ANNUAL |
|---|---|---|---|---|---|---|---|---|---|---|
| 1945 | 3170.0 15 | 2490.0 12 | 1490.0 17 | 820.0 23 | 524.0 24 | 481.0 21 | 454.0 17 | 394.0 18 | 293.0 22 | 167.0 25 |
| 1946 | 3650.0 10 | 1990.0 19 | 1170.0 23 | 749.0 25 | 525.0 23 | 476.0 22 | 439.0 18 | 371.0 20 | 333.0 18 | 226.0 14 |
| 1947 | 2950.0 18 | 2140.0 15 | 1530.0 16 | 1020.0 17 | 655.0 19 | 612.0 14 | 507.0 14 | 413.0 17 | 325.0 19 | 191.0 22 |
| 1948 | 3100.0 16 | 2860.0 9 | 2000.0 8 | 1510.0 5 | 1410.0 3 | 919.0 4 | 725.0 4 | 579.0 7 | 433.0 8 | 252.0 9 |
| 1949 | 4200.0 8 | 2740.0 10 | 1720.0 13 | 1430.0 8 | 1250.0 4 | 963.0 3 | 722.0 5 | 601.0 4 | 457.0 7 | 259.0 8 |
| 1950 | 8800.0 1 | 5770.0 3 | 3360.0 2 | 2720.0 2 | 1860.0 1 | 1410.0 1 | 1120.0 1 | 1020.0 1 | 742.0 1 | 473.0 1 |
| 1951 | 2720.0 20 | 1950.0 21 | 1570.0 15 | 1080.0 16 | 680.0 17 | 515.0 17 | 459.0 16 | 429.0 15 | 365.0 14 | 250.0 10 |
| 1952 | 2490.0 23 | 2130.0 16 | 1310.0 19 | 975.0 18 | 701.0 16 | 661.0 11 | 631.0 6 | 587.0 6 | 542.0 3 | 327.0 4 |
| 1953 | 3180.0 14 | 1970.0 20 | 1130.0 24 | 858.0 22 | 636.0 21 | 527.0 16 | 437.0 19 | 376.0 19 | 352.0 15 | 243.0 12 |
| 1954 | 634.0 29 | 567.0 29 | 369.0 29 | 284.0 28 | 188.0 29 | 169.0 28 | 154.0 29 | 140.0 29 | 115.0 29 | 79.2 29 |
| 1955 | 2670.0 21 | 1820.0 24 | 1130.0 25 | 780.0 24 | 473.0 25 | 371.0 25 | 362.0 24 | 336.0 24 | 307.0 20 | 195.0 20 |
| 1956 | 1380.0 27 | 1020.0 27 | 823.0 27 | 555.0 27 | 420.0 26 | 293.0 27 | 237.0 27 | 254.0 27 | 219.0 27 | 162.0 26 |
| 1957 | 3190.0 13 | 2390.0 13 | 1910.0 10 | 1300.0 9 | 1030.0 8 | 811.0 6 | 736.0 3 | 716.0 3 | 553.0 2 | 317.0 5 |
| 1958 | 8600.0 2 | 6030.0 1 | 5210.0 1 | 2960.0 1 | 1710.0 2 | 1210.0 2 | 938.0 2 | 728.0 2 | 530.0 5 | 396.0 2 |
| 1959 | 7150.0 4 | 4430.0 4 | 2560.0 5 | 1440.0 7 | 1120.0 6 | 769.0 7 | 628.0 7 | 600.0 5 | 474.0 6 | 272.0 7 |
| 1960 | 1500.0 26 | 1300.0 26 | 1030.0 26 | 626.0 26 | 411.0 27 | 336.0 26 | 291.0 26 | 273.0 26 | 235.0 25 | 175.0 23 |
| 1961 | 2470.0 24 | 2030.0 18 | 1650.0 14 | 1170.0 12 | 883.0 9 | 698.0 9 | 584.0 9 | 470.0 12 | 344.0 16 | 193.0 21 |
| 1962 | 3500.0 12 | 2170.0 14 | 1300.0 20 | 863.0 21 | 716.0 15 | 594.0 15 | 495.0 15 | 417.0 16 | 341.0 17 | 220.0 16 |
| 1963 | 4720.0 6 | 3700.0 6 | 2100.0 7 | 1210.0 11 | 815.0 14 | 510.0 18 | 371.0 23 | 292.0 25 | 230.0 26 | 141.0 27 |
| 1964 | 8410.0 3 | 6000.0 2 | 3270.0 3 | 1840.0 3 | 1190.0 5 | 813.0 5 | 603.0 8 | 532.0 9 | 380.0 12 | 204.0 19 |
| 1965 | 2510.0 22 | 1780.0 25 | 1320.0 18 | 869.0 20 | 594.0 22 | 453.0 24 | 383.0 22 | 352.0 21 | 265.0 24 | 175.0 24 |
| 1966 | 832.0 28 | 567.0 28 | 401.0 28 | 276.0 29 | 208.0 28 | 167.0 29 | 156.0 28 | 154.0 28 | 147.0 28 | 101.0 28 |
| 1967 | 4060.0 9 | 3000.0 8 | 1940.0 9 | 1150.0 13 | 656.0 18 | 489.0 20 | 433.0 20 | 446.0 14 | 388.0 11 | 215.0 17 |
| 1968 | 6420.0 5 | 3650.0 7 | 2400.0 6 | 1450.0 6 | 839.0 12 | 754.0 8 | 571.0 11 | 480.0 11 | 398.0 9 | 242.0 13 |
| 1969 | 4580.0 7 | 4070.0 5 | 2660.0 4 | 1550.0 4 | 1040.0 7 | 674.0 10 | 527.0 13 | 496.0 10 | 393.0 10 | 245.0 11 |
| 1970 | 2950.0 19 | 2110.0 17 | 1780.0 12 | 1230.0 10 | 876.0 11 | 641.0 13 | 537.0 12 | 458.0 13 | 376.0 13 | 305.0 6 |
| 1971 | 3540.0 11 | 1890.0 22 | 1290.0 21 | 871.0 19 | 650.0 20 | 463.0 23 | 340.0 25 | 346.0 23 | 287.0 23 | 206.0 18 |
| 1972 | 3090.0 17 | 2690.0 11 | 1820.0 11 | 1140.0 14 | 829.0 13 | 490.0 19 | 410.0 21 | 348.0 22 | 305.0 21 | 225.0 15 |
| 1973 | 2440.0 25 | 1840.0 23 | 1290.0 22 | 1080.0 15 | 881.0 10 | 656.0 12 | 578.0 10 | 547.0 8 | 541.0 4 | 376.0 3 |

STATISTICS ON NORMAL MONTHLY MEANS(ALL DAYS)

| OCT | NOV | DEC | JAN | FEB | MARCH | APRIL | MAY | JUNE | JULY | AUG | SEPT |
|---|---|---|---|---|---|---|---|---|---|---|---|

BY ROWS(MEAN,VARIANCE,STANDARD DEVIATION, SKEWNESS, COEFF. OF VARIATION,PERCENTAGE OF AVERAGE FLOW)

| | | | | | | | | | | | |
|---|---|---|---|---|---|---|---|---|---|---|---|
| 0.1004E+03 | 0.1480E+03 | 0.2245E+03 | 0.3268E+03 | 0.3271E+03 | 0.3755E+03 | 0.4352E+03 | 0.2631E+03 | 0.2726E+03 | 0.1715E+03 | 0.9692E+02 | 0.9271E+02 |
| 0.1161E+05 | 0.2640E+05 | 0.4717E+05 | 0.1444E+06 | 0.5845E+05 | 0.4538E+05 | 0.8834E+05 | 0.1957E+05 | 0.9262E+05 | 0.2343E+05 | 0.9896E+04 | 0.1298E+05 |
| 0.1078E+03 | 0.1625E+03 | 0.2172E+03 | 0.3800E+03 | 0.2418E+03 | 0.2130E+03 | 0.2972E+03 | 0.1399E+03 | 0.3043E+03 | 0.1531E+03 | 0.9948E+02 | 0.1139E+03 |
| 0.1981E+01 | 0.2229E+01 | 0.1352E+01 | 0.2689E+01 | 0.9178E+00 | 0.5823E+00 | 0.8664E+00 | 0.1166E+01 | 0.3735E+01 | 0.2112E+01 | 0.2996E+01 | 0.2742E+01 |
| 0.1073E+01 | 0.1098E+01 | 0.9673E+00 | 0.1163E+01 | 0.7390E+00 | 0.5673E+00 | 0.6829E+00 | 0.5316E+00 | 0.1116E+01 | 0.8924E+00 | 0.1026E+01 | 0.1229E+01 |
| 0.3543E+01 | 0.5221E+01 | 0.7921E+01 | 0.1153E+02 | 0.1154E+02 | 0.1325E+02 | 0.1536E+02 | 0.9283E+01 | 0.9618E+01 | 0.6051E+01 | 0.3419E+01 | 0.3271E+01 |

STATISTICS ON NORMAL ANNUAL MEANS(ALL DAYS)

| MEAN | VARIANCE | STANDARD DEVIATION | SKEWNESS | COEFF. OF VARIATION | SERIAL CORR |
|---|---|---|---|---|---|
| 0.2355E+03 | 0.7184E+04 | 0.8476E+02 | 0.8425E+00 | 0.3599E+00 | 0.2597E+00 |

STATISTICS ON LOG MONTHLY MEANS(ALL DAYS)

| OCT | NOV | DEC | JAN | FEB | MARCH | APRIL | MAY | JUNE | JULY | AUG | SEPT |
|---|---|---|---|---|---|---|---|---|---|---|---|

BY ROWS(MEAN,VARIANCE,STANDARD DEVIATION, SKEWNESS, COEFF. OF VARIATION,PERCENTAGE OF AVERAGE FLOW)

| | | | | | | | | | | | |
|---|---|---|---|---|---|---|---|---|---|---|---|
| 0.1824E+01 | 0.1975E+01 | 0.2144E+01 | 0.2298E+01 | 0.2382E+01 | 0.2502E+01 | 0.2534E+01 | 0.2367E+01 | 0.2296E+01 | 0.2110E+01 | 0.1857E+01 | 0.1777E+01 |
| 0.1431E+00 | 0.1665E+00 | 0.2052E+00 | 0.2030E+00 | 0.1376E+00 | 0.6874E-01 | 0.1008E+00 | 0.4665E-01 | 0.1067E+00 | 0.1034E+00 | 0.9602E-01 | 0.1421E+00 |
| 0.3783E+00 | 0.4081E+00 | 0.4530E+00 | 0.4506E+00 | 0.3709E+00 | 0.2622E+00 | 0.3176E+00 | 0.2160E+00 | 0.3267E+00 | 0.3216E+00 | 0.3099E+00 | 0.3770E+00 |
| 0.6779E+00 | 0.4646E+00 | -0.4965E-01 | -0.4932E-01 | -0.3817E+00 | -0.1208E+00 | -0.8386E-01 | 0.2872E+00 | 0.6914E+00 | 0.4514E+00 | 0.9424E+00 | 0.9077E+00 |
| 0.2074E+00 | 0.2067E+00 | 0.2113E+00 | 0.1961E+00 | 0.1557E+00 | 0.1048E+00 | 0.1253E+00 | 0.9125E-01 | 0.1423E+00 | 0.1524E+00 | 0.1668E+00 | 0.2122E+00 |
| 0.6998E+01 | 0.7575E+01 | 0.8226E+01 | 0.8817E+01 | 0.9137E+01 | 0.9600E+01 | 0.9721E+01 | 0.9080E+01 | 0.8808E+01 | 0.8096E+01 | 0.7126E+01 | 0.6817E+01 |

STATISTICS ON LOG ANNUAL MEANS(ALL DAYS)

| MEAN | VARIANCE | STANDARD DEVIATION | SKEWNESS | COEFF. OF VARIATION | SERIAL CORR |
|---|---|---|---|---|---|
| 0.2344E+01 | 0.2651E-01 | 0.1628E+00 | -0.5683E+00 | 0.6945E-01 | 0.2298E+00 |

ANNUAL PEAKS

| | | | |
|---|---|---|---|
| 1943 | 17900 | 1959 | 8400 |
| 1944 | 5770 | 1960 | 1820 |
| 1945 | 3380 | 1961 | 3310 |
| 1946 | 4720 | 1962 | 5000 |
| 1947 | 3420 | 1963 | 6420 |
| 1948 | 4080 | 1964 | 10800 |
| 1949 | 5250 | 1965 | 3700 |
| 1950 | 12000 | 1966 | 944 |
| 1951 | 4250 | 1967 | 5000 |
| 1952 | 3680 | 1968 | 8550 |
| 1953 | 5550 | 1969 | 4970 |
| 1954 | 1530 | 1970 | 3480 |
| 1955 | 3450 | 1971 | 4040 |
| 1956 | 1620 | 1972 | 3780 |
| 1957 | 4250 | 1973 | 2740 |
| 1958 | 12600 | | |

## 03335000 Wildcat Creek near Lafayette, Ind.

LOCATION.--Lat 40°26'26", long 86°49'46", in SE¼NE¼ sec.14, T.23 N., R.4 W., Tippecanoe County, on downstream side of bridge on County Road 2A East, 2.5 miles (4.0 km) upstream from mouth, 3 miles (5 km) downstream from South Fork Wildcat Creek, and 3.7 miles (6.0 km) northeast of Court House in Lafayette.

DRAINAGE AREA.--794 mi² (2,056 km²).

REMARKS.--Some regulation during low flow for municipal water supply for Kokomo.

### DURATION TABLE OF DAILY DISCHARGE FOR YEAR ENDING SEPTEMBER 30

| CLASS | 0 | 1 | 2 | 3 | 4 | 5 | 6 | 7 | 8 | 9 | 10 | 11 | 12 | 13 | 14 | 15 | 16 | 17 | 18 | 19 | 20 | 21 | 22 | 23 | 24 | 25 | 26 | 27 | 28 | 29 | 30 | 31 | 32 | 33 | 34 | |
|---|---|---|---|---|---|---|---|---|---|---|---|---|---|---|---|---|---|---|---|---|---|---|---|---|---|---|---|---|---|---|---|---|---|---|---|---|
| YEAR | | | | | | | | | | | | | | | NUMBER OF DAYS IN CLASS | | | | | | | | | | | | | | | | | | | | | CFS_DAYS |
| 1955 | | 1 | 15 | 10 | 3 | 18 | 29 | 33 | 23 | 17 | 18 | 26 | 12 | 20 | 20 | 24 | 19 | 18 | 16 | 6 | 15 | 7 | 4 | 1 | 3 | 1 | 2 | 3 | 1 | | | | | | | 223151.0 |
| 1956 | | | 12 | 13 | 9 | 8 | 9 | 11 | 36 | 19 | 39 | 31 | 19 | 23 | 25 | 15 | 26 | 10 | 15 | 11 | 10 | 8 | 3 | 5 | 3 | 5 | 1 | | | | | | | | | 219305.0 |
| 1957 | | | 15 | 7 | 23 | 16 | 25 | 15 | 13 | 13 | 25 | 32 | 11 | 22 | 12 | 14 | 12 | 11 | 13 | 8 | 16 | 9 | 13 | 5 | 7 | 8 | 4 | 10 | 5 | 1 | | | | | | 360155.0 |
| 1958 | | | | | | | | 7 | 20 | 19 | 38 | 44 | 39 | 25 | 25 | 24 | 21 | 17 | 14 | 7 | 6 | 13 | 8 | 2 | 5 | 12 | 2 | 4 | 2 | 4 | | 3 | 1 | 1 | 2 | 444576.0 |
| 1959 | | | | | | | 17 | 31 | 47 | 29 | 8 | 17 | 20 | 14 | 13 | 16 | 15 | 18 | 17 | 25 | 13 | 14 | 16 | 9 | 4 | 5 | 6 | 3 | 1 | 2 | 2 | 1 | | 2 | | 341047.0 |
| 1960 | | | | | 3 | 6 | 9 | 10 | 26 | 27 | 31 | 54 | 35 | 33 | 26 | 25 | 16 | 16 | 14 | 8 | 9 | 3 | 7 | 2 | 1 | 4 | 1 | | | | | | | | | 210602.0 |
| 1961 | | | | 2 | 37 | 54 | 53 | 22 | 26 | 9 | 19 | 20 | 19 | 17 | 14 | 5 | 3 | 9 | 9 | 5 | 6 | 6 | 5 | 4 | 7 | 5 | 4 | 3 | 2 | | | | | | | 219960.0 |
| 1962 | | | | | | 6 | 24 | 11 | 36 | 22 | 32 | 35 | 28 | 26 | 22 | 23 | 21 | 16 | 13 | 6 | 8 | 9 | 4 | 5 | 6 | 3 | 2 | 3 | 1 | | 3 | | | | | 278781.0 |
| 1963 | | 9 | 10 | 22 | 30 | 17 | 50 | 21 | 43 | 28 | 27 | 9 | 19 | 9 | 10 | 8 | 9 | 11 | 8 | 2 | 6 | 6 | 4 | 3 | | 1 | | | 1 | | 2 | | | | | 156218.0 |
| 1964 | | 16 | 21 | 56 | 44 | 19 | 34 | 10 | 9 | 13 | 16 | 13 | 9 | 7 | 14 | 8 | 11 | 11 | 8 | 5 | 6 | 7 | 5 | 7 | 5 | 5 | 1 | 1 | 1 | | 2 | | 1 | 1 | | 238168.0 |
| 1965 | | | 3 | 30 | 45 | 24 | 43 | 18 | 20 | 13 | 12 | 22 | 12 | 13 | 15 | 15 | 15 | 15 | 4 | 8 | 5 | 8 | 8 | 3 | 5 | 5 | 2 | 1 | 1 | | | | | | | 204844.0 |
| 1966 | | 4 | 14 | 20 | 20 | 13 | 15 | 4 | 30 | 25 | 62 | 34 | 22 | 37 | 24 | 20 | 9 | 4 | 2 | 2 | 4 | | | | | | | | | | | | | | | 115186.0 |
| 1967 | | | 8 | 32 | 42 | 17 | 29 | 9 | 24 | 11 | 18 | 13 | 18 | 17 | 15 | 14 | 11 | 8 | 16 | 10 | 11 | 8 | 7 | 9 | 6 | 7 | | 2 | 1 | 1 | 1 | | | | | 260473.0 |
| 1968 | | | | 3 | 8 | 6 | 53 | 20 | 32 | 24 | 33 | 32 | 14 | 25 | 14 | 14 | 23 | 13 | 11 | 10 | 6 | 6 | 4 | 2 | 2 | | 3 | 2 | 3 | 2 | 1 | | | | | 253990.0 |
| 1969 | | | | | | 11 | 49 | 8 | 19 | 13 | 24 | 29 | 25 | 35 | 32 | 29 | 16 | 19 | 14 | 13 | 4 | 7 | 4 | 4 | 2 | 2 | 1 | | 1 | 1 | 1 | 2 | | | | 257345.0 |
| 1970 | | | | | | | 3 | 6 | 20 | 29 | 37 | 26 | 28 | 24 | 29 | 32 | 27 | 19 | 20 | 10 | 6 | 13 | 8 | 8 | 3 | 4 | 4 | 7 | 2 | | | | | | | 326667.0 |
| 1971 | | | | | | | 12 | 20 | 32 | 21 | 40 | 31 | 45 | 42 | 32 | 21 | 13 | 10 | 10 | 7 | 4 | 7 | 4 | 4 | 3 | 2 | 4 | | 1 | | | | | | | 219826.0 |
| 1972 | | | | | | 2 | 40 | 27 | 32 | 11 | 38 | 33 | 21 | 24 | 17 | 27 | 23 | 15 | 8 | 6 | 11 | 7 | 4 | 4 | 4 | 3 | 3 | 2 | 1 | 1 | 2 | | | | | 262754.0 |
| 1973 | | | | | | | 1 | 15 | 22 | 9 | 11 | 9 | 13 | 27 | 32 | 25 | 30 | 17 | 32 | 22 | 19 | 22 | 13 | 11 | 8 | 16 | 8 | 3 | | | | | | | | 439783.0 |

| CLASS | CFS | TOTAL | ACCUM | PERCT | CLASS | CFS | TOTAL | ACCUM | PERCT | CLASS | CFS | TOTAL | ACCUM | PERCT | CLASS | CFS | TOTAL | ACCUM | PERCT |
|---|---|---|---|---|---|---|---|---|---|---|---|---|---|---|---|---|---|---|---|
| 0 | 0.00 | 0 | 6940 | 100.0 | 9 | 200.00 | 331 | 4804 | 69.2 | 18 | 1000.0 | 252 | 1250 | 18.0 | 27 | 5100 | 43 | 108 | 1.5 |
| 1 | 46.00 | 30 | 6940 | 100.0 | 10 | 230.00 | 537 | 4473 | 64.5 | 19 | 1200.0 | 159 | 998 | 14.4 | 28 | 6100 | 24 | 65 | .9 |
| 2 | 55.00 | 98 | 6910 | 99.6 | 11 | 280.00 | 513 | 3936 | 56.7 | 20 | 1400.0 | 166 | 839 | 12.1 | 29 | 7300 | 13 | 41 | .5 |
| 3 | 66.00 | 195 | 6812 | 98.2 | 12 | 340.00 | 403 | 3423 | 49.3 | 21 | 1700.0 | 162 | 673 | 9.7 | 30 | 8800 | 14 | 28 | .4 |
| 4 | 79.00 | 264 | 6617 | 95.3 | 13 | 400.00 | 439 | 3020 | 43.5 | 22 | 2100.0 | 114 | 511 | 7.4 | 31 | 11000 | 6 | 14 | .2 |
| 5 | 95.00 | 234 | 6353 | 91.5 | 14 | 480.00 | 394 | 2581 | 37.2 | 23 | 2500.0 | 83 | 397 | 5.7 | 32 | 13000 | 4 | 8 | .1 |
| 6 | 110.00 | 509 | 6119 | 88.2 | 15 | 580.00 | 358 | 2187 | 31.5 | 24 | 3000.0 | 75 | 314 | 4.5 | 33 | 15000 | 2 | 4 | .0 |
| 7 | 140.00 | 314 | 5610 | 80.8 | 16 | 700.00 | 323 | 1829 | 26.4 | 25 | 3500.0 | 89 | 239 | 3.4 | 34 | 18000 | 2 | 2 | .0 |
| 8 | 160.00 | 492 | 5296 | 76.3 | 17 | 830.00 | 256 | 1506 | 21.7 | 26 | 4300.0 | 42 | 150 | 2.2 | | | | | |

### LOWEST MEAN DISCHARGE, IN CFS, AND RANKING, FOR THE FOLLOWING NUMBER OF CONSECUTIVE DAYS IN YEAR ENDING MARCH 31

| YEAR | 1 | | 3 | | 7 | | 14 | | 30 | | 60 | | 90 | | 120 | | 183 | | ANNUAL | |
|---|---|---|---|---|---|---|---|---|---|---|---|---|---|---|---|---|---|---|---|---|
| 1956 | 56.00 | 5 | 56.00 | 5 | 57.00 | 6 | 59.40 | 5 | 71.50 | 4 | 101.00 | 7 | 221.00 | 13 | 337.00 | 13 | 384.00 | 13 | 607.00 | 8 |
| 1957 | 56.00 | 6 | 56.00 | 6 | 56.10 | 4 | 56.50 | 3 | 59.10 | 1 | 68.70 | 1 | 77.80 | 3 | 95.30 | 4 | 126.00 | 3 | 424.00 | 2 |
| 1958 | 130.00 | 16 | 133.00 | 16 | 140.00 | 16 | 149.00 | 17 | 185.00 | 18 | 314.00 | 18 | 381.00 | 18 | 481.00 | 18 | 838.00 | 18 | 1240.00 | 16 |
| 1959 | 145.00 | 18 | 145.00 | 18 | 145.00 | 18 | 148.00 | 16 | 151.00 | 16 | 167.00 | 13 | 266.00 | 14 | 434.00 | 17 | 641.00 | 17 | 1380.00 | 18 |
| 1960 | 96.00 | 11 | 97.70 | 11 | 101.00 | 11 | 105.00 | 10 | 120.00 | 9 | 165.00 | 12 | 176.00 | 10 | 202.00 | 9 | 235.00 | 8 | 652.00 | 9 |
| 1961 | 77.00 | 8 | 78.70 | 8 | 81.40 | 8 | 83.90 | 8 | 95.70 | 8 | 107.00 | 8 | 107.00 | 7 | 109.00 | 6 | 132.00 | 5 | 495.00 | 4 |
| 1962 | 86.00 | 9 | 88.00 | 9 | 92.70 | 9 | 99.60 | 9 | 124.00 | 11 | 137.00 | 10 | 173.00 | 9 | 213.00 | 11 | 251.00 | 9 | 876.00 | 15 |
| 1963 | 52.00 | 4 | 52.00 | 4 | 52.30 | 2 | 55.40 | 2 | 82.00 | 7 | 94.30 | 6 | 106.00 | 6 | 130.00 | 7 | 165.00 | 7 | 502.00 | 5 |
| 1964 | 50.00 | 2 | 50.00 | 1 | 50.60 | 1 | 52.00 | 1 | 62.50 | 2 | 72.20 | 2 | 72.40 | 1 | 72.80 | 1 | 93.40 | 1 | 336.00 | 1 |
| 1965 | 47.00 | 1 | 51.00 | 2 | 56.40 | 5 | 63.10 | 6 | 73.20 | 5 | 75.50 | 4 | 77.50 | 2 | 82.40 | 3 | 98.60 | 2 | 684.00 | 11 |
| 1966 | 89.00 | 10 | 92.30 | 10 | 101.00 | 10 | 109.00 | 11 | 123.00 | 10 | 180.00 | 14 | 201.00 | 12 | 339.00 | 14 | 340.00 | 12 | 569.00 | 6 |
| 1967 | 51.00 | 3 | 51.00 | 3 | 53.90 | 3 | 59.10 | 4 | 65.40 | 3 | 74.30 | 3 | 79.10 | 4 | 82.20 | 2 | 129.00 | 4 | 607.00 | 7 |
| 1968 | 66.00 | 7 | 67.30 | 7 | 71.70 | 7 | 74.00 | 7 | 77.20 | 6 | 85.60 | 5 | 96.60 | 5 | 104.00 | 5 | 133.00 | 6 | 697.00 | 12 |
| 1969 | 106.00 | 14 | 108.00 | 13 | 111.00 | 13 | 117.00 | 12 | 125.00 | 12 | 130.00 | 9 | 159.00 | 8 | 182.00 | 8 | 269.00 | 10 | 677.00 | 10 |
| 1970 | 98.00 | 12 | 103.00 | 12 | 106.00 | 12 | 124.00 | 13 | 141.00 | 14 | 260.00 | 16 | 310.00 | 16 | 330.00 | 12 | 449.00 | 15 | 709.00 | 13 |
| 1971 | 132.00 | 17 | 134.00 | 17 | 142.00 | 17 | 154.00 | 18 | 183.00 | 17 | 286.00 | 17 | 355.00 | 17 | 384.00 | 16 | 395.00 | 14 | 830.00 | 14 |
| 1972 | 118.00 | 15 | 122.00 | 15 | 124.00 | 15 | 127.00 | 14 | 135.00 | 13 | 158.00 | 11 | 194.00 | 11 | 210.00 | 10 | 291.00 | 11 | 482.00 | 3 |
| 1973 | 104.00 | 13 | 110.00 | 14 | 116.00 | 14 | 127.00 | 15 | 143.00 | 15 | 208.00 | 15 | 287.00 | 15 | 375.00 | 15 | 606.00 | 16 | 1300.00 | 17 |

HIGHEST MEAN DISCHARGE, IN CFS, AND RANKING, FOR THE FOLLOWING NUMBER OF CONSECUTIVE DAYS IN YEAR ENDING SEPTEMBER 30

| YEAR | 1 | 3 | 7 | 15 | 30 | 60 | 90 | 120 | 183 | ANNUAL |
|---|---|---|---|---|---|---|---|---|---|---|
| 1955 | 7220.0 11 | 5860.0 13 | 3850.0 16 | 2550.0 16 | 1640.0 16 | 1290.0 16 | 1190.0 14 | 1130.0 14 | 959.0 13 | 611.0 12 |
| 1956 | 4820.0 17 | 4340.0 17 | 3710.0 17 | 2520.0 17 | 1580.0 17 | 1110.0 17 | 867.0 18 | 1010.0 16 | 812.0 16 | 599.0 15 |
| 1957 | 7840.0 10 | 6430.0 11 | 6030.0 8 | 4260.0 6 | 3620.0 4 | 2560.0 3 | 2260.0 2 | 2270.0 1 | 1730.0 2 | 987.0 3 |
| 1958 | 22100.0 1 | 17500.0 1 | 15400.0 1 | 9310.0 1 | 5340.0 1 | 3680.0 1 | 2900.0 1 | 2240.0 2 | 1620.0 4 | 1220.0 1 |
| 1959 | 14900.0 3 | 13100.0 3 | 8230.0 3 | 4690.0 4 | 3730.0 2 | 2550.0 4 | 2220.0 3 | 2130.0 3 | 1640.0 3 | 934.0 4 |
| 1960 | 4410.0 18 | 4060.0 18 | 3240.0 18 | 1970.0 18 | 1310.0 18 | 1090.0 18 | 978.0 17 | 897.0 18 | 784.0 17 | 575.0 16 |
| 1961 | 7200.0 12 | 6600.0 10 | 5570.0 10 | 4030.0 8 | 2930.0 7 | 2300.0 5 | 1870.0 5 | 1490.0 6 | 1080.0 11 | 603.0 13 |
| 1962 | 10300.0 7 | 9700.0 5 | 5940.0 9 | 3360.0 12 | 2420.0 11 | 2170.0 6 | 1800.0 6 | 1470.0 7 | 1190.0 7 | 764.0 6 |
| 1963 | 9590.0 8 | 8590.0 8 | 5250.0 11 | 3230.0 13 | 2260.0 12 | 1500.0 14 | 1130.0 15 | 907.0 17 | 701.0 18 | 428.0 18 |
| 1964 | 17600.0 2 | 14100.0 2 | 9370.0 2 | 5520.0 2 | 3730.0 3 | 2570.0 2 | 1900.0 4 | 1640.0 5 | 1210.0 6 | 651.0 11 |
| 1965 | 6100.0 15 | 4950.0 16 | 4340.0 13 | 3070.0 14 | 2170.0 15 | 1640.0 12 | 1360.0 13 | 1210.0 12 | 896.0 14 | 561.0 17 |
| 1966 | 1690.0 19 | 1540.0 19 | 1210.0 19 | 856.0 19 | 606.0 19 | 503.0 19 | 483.0 19 | 470.0 19 | 451.0 19 | 316.0 19 |
| 1967 | 9040.0 9 | 8120.0 9 | 6110.0 7 | 3560.0 11 | 2250.0 13 | 1640.0 13 | 1500.0 10 | 1470.0 8 | 1290.0 5 | 714.0 8 |
| 1968 | 12300.0 4 | 9140.0 6 | 7540.0 5 | 4710.0 3 | 2680.0 10 | 2150.0 7 | 1620.0 8 | 1400.0 9 | 1160.0 8 | 694.0 10 |
| 1969 | 12000.0 5 | 11200.0 4 | 7980.0 4 | 4610.0 5 | 3050.0 5 | 1940.0 9 | 1490.0 11 | 1380.0 10 | 1090.0 10 | 705.0 9 |
| 1970 | 7090.0 13 | 6150.0 12 | 5210.0 12 | 3640.0 10 | 2750.0 9 | 1930.0 10 | 1550.0 9 | 1340.0 11 | 1150.0 9 | 895.0 5 |
| 1971 | 6120.0 14 | 4970.0 15 | 4290.0 14 | 2960.0 15 | 2200.0 14 | 1470.0 15 | 1080.0 16 | 1030.0 15 | 833.0 15 | 602.0 14 |
| 1972 | 10500.0 6 | 9070.0 7 | 6640.0 6 | 4100.0 7 | 2910.0 8 | 1750.0 11 | 1380.0 12 | 1140.0 13 | 1070.0 12 | 718.0 7 |
| 1973 | 6020.0 16 | 5260.0 14 | 4280.0 15 | 3660.0 9 | 3010.0 6 | 2120.0 8 | 1800.0 7 | 1770.0 4 | 1740.0 1 | 1200.0 2 |

STATISTICS ON NORMAL MONTHLY MEANS(ALL DAYS)

| OCT | NOV | DEC | JAN | FEB | MARCH | APRIL | MAY | JUNE | JULY | AUG | SEPT |
|---|---|---|---|---|---|---|---|---|---|---|---|

BY ROWS(MEAN,VARIANCE,STANDARD DEVIATION, SKEWNESS, COEFF. OF VARIATION,PERCENTAGE OF AVERAGE FLOW)

| | | | | | | | | | | | |
|---|---|---|---|---|---|---|---|---|---|---|---|
| 0.3190E+03 | 0.5123E+03 | 0.7371E+03 | 0.7557E+03 | 0.9574E+03 | 0.1213E+04 | 0.1460E+04 | 0.7797E+03 | 0.8083E+03 | 0.6178E+03 | 0.3201E+03 | 0.2465E+03 |
| 0.1135E+06 | 0.3474E+06 | 0.5462E+06 | 0.3917E+06 | 0.5846E+06 | 0.4820E+06 | 0.1161E+07 | 0.1221E+06 | 0.1237E+07 | 0.3808E+06 | 0.1138E+06 | 0.4964E+05 |
| 0.3369E+03 | 0.5894E+03 | 0.7390E+03 | 0.6259E+03 | 0.7646E+03 | 0.6942E+03 | 0.1077E+04 | 0.3494E+03 | 0.1112E+04 | 0.6171E+03 | 0.3374E+03 | 0.2228E+03 |
| 0.2102E+01 | 0.1951E+01 | 0.1203E+01 | 0.9575E+00 | 0.1417E+01 | 0.6944E+00 | 0.8373E+00 | 0.9817E+00 | 0.3806E+01 | 0.2166E+01 | 0.2796E+01 | 0.1742E+01 |
| 0.1056E+01 | 0.1151E+01 | 0.1003E+01 | 0.8282E+00 | 0.7986E+00 | 0.5722E+00 | 0.7381E+00 | 0.4481E+00 | 0.1376E+01 | 0.9989E+00 | 0.1054E+01 | 0.9039E+00 |
| 0.3655E+01 | 0.5871E+01 | 0.8446E+01 | 0.8660E+01 | 0.1097E+02 | 0.1390E+02 | 0.1672E+02 | 0.8935E+01 | 0.9262E+01 | 0.7080E+01 | 0.3668E+01 | 0.2825E+01 |

STATISTICS ON NORMAL ANNUAL MEANS(ALL DAYS)

| MEAN | VARIANCE | STANDARD DEVIATION | SKEWNESS | COEFF. OF VARIATION | SERIAL CORR |
|---|---|---|---|---|---|
| 0.7252E+03 | 0.5483E+05 | 0.2342E+03 | 0.7328E+00 | 0.3229E+00 | 0.3144E+00 |

STATISTICS ON LOG MONTHLY MEANS(ALL DAYS)

| OCT | NOV | DEC | JAN | FEB | MARCH | APRIL | MAY | JUNE | JULY | AUG | SEPT |
|---|---|---|---|---|---|---|---|---|---|---|---|

BY ROWS(MEAN,VARIANCE,STANDARD DEVIATION, SKEWNESS, COEFF. OF VARIATION,PERCENTAGE OF AVERAGE FLOW)

| | | | | | | | | | | | |
|---|---|---|---|---|---|---|---|---|---|---|---|
| 0.2330E+01 | 0.2465E+01 | 0.2645E+01 | 0.2711E+01 | 0.2833E+01 | 0.3013E+01 | 0.3040E+01 | 0.2853E+01 | 0.2744E+01 | 0.2643E+01 | 0.2366E+01 | 0.2257E+01 |
| 0.1486E+00 | 0.1953E+00 | 0.2238E+00 | 0.1772E+00 | 0.1609E+00 | 0.6731E-01 | 0.1226E+00 | 0.3533E-01 | 0.1065E+00 | 0.1241E+00 | 0.1072E+00 | 0.1148E+00 |
| 0.3854E+00 | 0.4419E+00 | 0.4731E+00 | 0.4210E+00 | 0.4011E+00 | 0.2594E+00 | 0.3501E+00 | 0.1880E+00 | 0.3263E+00 | 0.3522E+00 | 0.3274E+00 | 0.3388E+00 |
| 0.4988E+00 | 0.5227E+00 | -0.2550E-01 | -0.2902E+00 | -0.5550E+00 | -0.3972E-01 | -0.8538E-01 | 0.1352E+00 | 0.1520E+01 | 0.5088E+00 | 0.9134E+00 | 0.5653E+00 |
| 0.1654E+00 | 0.1778E+00 | 0.1749E+00 | 0.1553E+00 | 0.1415E+00 | 0.8610E-01 | 0.1151E+00 | 0.6588E-01 | 0.1189E+00 | 0.1333E+00 | 0.1384E+00 | 0.1501E+00 |
| 0.7298E+01 | 0.7785E+01 | 0.8287E+01 | 0.8493E+01 | 0.8877E+01 | 0.9440E+01 | 0.9525E+01 | 0.8938E+01 | 0.8596E+01 | 0.8279E+01 | 0.7412E+01 | 0.7070E+01 |

STATISTICS ON LOG ANNUAL MEANS(ALL DAYS)

| MEAN | VARIANCE | STANDARD DEVIATION | SKEWNESS | COEFF. OF VARIATION | SERIAL CORR |
|---|---|---|---|---|---|
| 0.2839E+01 | 0.2017E-01 | 0.1420E+00 | -0.2943E+00 | 0.5003E-01 | 0.2382E+00 |

**ANNUAL PEAKS**

| | |
|---|---|
| 1955 | 6500 |
| 1956 | 5280 |
| 1957 | 9110 |
| 1958 | 25000 |
| 1959 | 18400 |
| 1960 | 4700 |
| 1961 | 8200 |
| 1962 | 10600 |
| 1963 | 10700 |
| 1964 | 18300 |
| 1965 | 6950 |
| 1966 | 1950 |
| 1967 | 9700 |
| 1968 | 13900 |
| 1969 | 12300 |
| 1970 | 8040 |
| 1971 | 7070 |
| 1972 | 11500 |
| 1973 | 6300 |

## 03335500 Wabash River at Lafayette, Ind.

LOCATION.--Lat 40°25'19", long 86°53'49", in NE¼SW¼ sec.20, T.23 N., R.4 W., Tippecanoe County, on right bank 20 ft (6 m) downstream from Brown Street bridge in Lafayette, 5.1 miles (8.2 km) downstream from Wildcat Creek, and at mile 311.9 (501.8 km).

DRAINAGE AREA.--7,267 mi² (18,822 km²).

REMARKS.--Natural flow of stream affected by storage reservoirs and power development.

### DURATION TABLE OF DAILY DISCHARGE FOR YEAR ENDING SEPTEMBER 30

| CLASS | 0 | 1 | 2 | 3 | 4 | 5 | 6 | 7 | 8 | 9 | 10 | 11 | 12 | 13 | 14 | 15 | 16 | 17 | 18 | 19 | 20 | 21 | 22 | 23 | 24 | 25 | 26 | 27 | 28 | 29 | 30 | 31 | 32 | 33 | 34 | |
|---|---|---|---|---|---|---|---|---|---|---|---|---|---|---|---|---|---|---|---|---|---|---|---|---|---|---|---|---|---|---|---|---|---|---|---|---|
| YEAR | NUMBER OF DAYS IN CLASS | | | | | | | | | | | | | | | | | | | | | | | | | | | | | | | | | | | CFS_DAYS |
| 1924 | | | | | | | | 3 | 19 | 10 | 19 | 20 | 28 | 25 | 15 | 17 | 24 | 17 | 31 | 29 | 15 | 24 | 12 | 19 | 8 | 13 | 7 | 7 | 1 | 2 | 1 | | | | | 3467990.0 |
| 1925 | | | | | | 11 | 6 | 47 | 69 | 29 | 11 | 19 | 21 | 26 | 28 | 19 | 16 | 10 | 10 | 5 | 10 | 6 | 3 | 2 | 2 | 2 | 5 | 2 | 2 | 1 | 3 | | | | | 1857795.0 |
| 1926 | | | | | | | | 9 | 22 | 21 | 26 | 17 | 21 | 21 | 33 | 27 | 29 | 21 | 23 | 11 | 12 | 16 | 8 | 11 | 7 | 12 | 12 | 2 | 1 | 3 | | | | | | 2965520.0 |
| 1927 | | | | | | | | 4 | 5 | 7 | 24 | 16 | 17 | 19 | 16 | 24 | 36 | 34 | 27 | 14 | 20 | 17 | 14 | 8 | 15 | 12 | 14 | 10 | 6 | 5 | 1 | | | | | 4066320.0 |
| 1928 | | | | | | | 8 | 7 | 12 | 23 | 15 | 29 | 31 | 34 | 16 | 27 | 26 | 18 | 21 | 25 | 15 | 16 | 8 | 12 | 5 | 3 | 5 | 2 | 4 | 2 | 2 | | | | | 2797920.0 |
| 1929 | | | | | | 6 | 30 | 35 | 15 | 33 | 17 | 20 | 27 | 22 | 9 | 9 | 11 | 15 | 15 | 17 | 16 | 17 | 7 | 13 | 12 | 9 | 8 | 2 | | | | | | | | 2504660.0 |
| 1930 | | | 1 | 5 | 45 | 26 | 31 | 27 | 9 | 5 | 2 | 18 | 20 | 17 | 19 | 15 | 18 | 12 | 14 | 15 | 20 | 9 | 5 | 9 | 1 | 3 | 4 | 5 | 6 | 1 | 3 | | | | | 2821460.0 |
| 1931 | | 2 | 2 | 11 | 76 | 45 | 41 | 42 | 31 | 22 | 36 | 10 | 18 | 12 | 7 | 4 | | 2 | 2 | 1 | 1 | | | | | | | | | | | | | | | 671400.0 |
| 1932 | | | 8 | 12 | 11 | 16 | 34 | 21 | 17 | 17 | 16 | 14 | 29 | 26 | 26 | 20 | 30 | 21 | 7 | 11 | 11 | 7 | 4 | 4 | 1 | 2 | 1 | | | | | | | | | 1815113.0 |
| 1933 | | | | 12 | 11 | 25 | 19 | 16 | 14 | 13 | 31 | 23 | 15 | 17 | 25 | 8 | 16 | 14 | 10 | 12 | 13 | 14 | 12 | 12 | 10 | 7 | 7 | | 4 | 5 | | | | | | 3195860.0 |
| 1934 | | 11 | 9 | 12 | 17 | 15 | 25 | 70 | 47 | 30 | 34 | 27 | 19 | 12 | 7 | 5 | 4 | 4 | 4 | 2 | 3 | 3 | 5 | | | | | | | | | | | | | 953826.0 |
| 1935 | | | | 1 | 9 | 12 | 37 | 30 | 29 | 20 | 20 | 35 | 27 | 37 | 18 | 24 | 16 | 9 | 3 | 4 | 13 | 4 | 8 | 1 | 1 | 6 | 1 | | | | | | | | | 1728858.0 |
| 1936 | | 20 | 14 | 15 | 39 | 22 | 23 | 38 | 29 | 22 | 30 | 18 | 15 | 8 | 14 | 10 | 13 | 7 | 5 | 2 | 4 | 1 | 5 | 1 | 3 | 2 | 1 | 2 | | 1 | | 2 | | | | 1506442.0 |
| 1937 | | | | | | | | 10 | 11 | 22 | 22 | 24 | 19 | 23 | 23 | 19 | 23 | 28 | 26 | 13 | 21 | 14 | 8 | 13 | 13 | 8 | 12 | 4 | 6 | 2 | 1 | | | | | 3409590.0 |
| 1938 | | | | | | | 5 | 18 | 40 | 26 | 20 | 20 | 26 | 29 | 35 | 17 | 19 | 16 | 18 | 7 | 9 | 10 | 6 | 10 | 7 | 4 | 8 | 6 | 6 | 1 | 2 | | | | | 2734780.0 |
| 1939 | | | 15 | 9 | 7 | 31 | 44 | 38 | 11 | 22 | 26 | 23 | 27 | 15 | 12 | 10 | 11 | 6 | 7 | 6 | 7 | 2 | 7 | 5 | 5 | 8 | 3 | 3 | 2 | 2 | 1 | | | | | 2185897.0 |
| 1940 | | 20 | 33 | 41 | 23 | 45 | 31 | 7 | 5 | 12 | 16 | 32 | 30 | 22 | 12 | 5 | 5 | 2 | 5 | 7 | 4 | 1 | 5 | 1 | | 2 | | | | | | | | | | 1022416.0 |
| 1941 | 47 | 7 | 16 | 13 | 16 | 27 | 44 | 51 | 52 | 29 | 26 | 7 | 10 | 7 | 6 | 1 | 2 | 1 | | 1 | 2 | | | | | | | | | | | | | | | 595370.0 |
| 1942 | 4 | 1 | 11 | 5 | 4 | 4 | 25 | 51 | 23 | 27 | 25 | 47 | 27 | 16 | 13 | 10 | 13 | 9 | 6 | 3 | 8 | 5 | 7 | 5 | 5 | 6 | 4 | 1 | | | | | | | | 1884534.0 |
| 1943 | | | | | | | | 1 | 10 | 13 | 14 | 20 | 28 | 38 | 45 | 41 | 25 | 36 | 14 | 16 | 18 | 8 | 4 | 5 | 3 | 2 | 7 | 6 | 3 | 1 | 3 | | 1 | 2 | 1 | 3221780.0 |
| 1944 | | 4 | 24 | 26 | 23 | 20 | 49 | 57 | 22 | 5 | 6 | 9 | 7 | 6 | 10 | 6 | 7 | 20 | 9 | 17 | 15 | 4 | 4 | 3 | 2 | 2 | 3 | 2 | 1 | 2 | 1 | | | | | 1878504.0 |
| 1945 | | | 11 | 35 | 37 | 29 | 18 | 21 | 12 | 11 | 11 | 16 | 12 | 20 | 19 | 33 | 17 | 9 | 11 | 9 | 9 | 5 | 6 | 4 | 1 | 2 | 4 | 3 | | | | | | | | 1811926.0 |
| 1946 | | | 9 | 13 | 15 | 11 | 13 | 12 | 17 | 8 | 25 | 37 | 39 | 35 | 17 | 14 | 11 | 19 | 9 | 15 | 11 | 10 | 11 | 3 | 4 | 4 | 3 | | | | | | | | | 2113351.0 |
| 1947 | | | 15 | 4 | 4 | 6 | 21 | 55 | 25 | 35 | 24 | 14 | 19 | 20 | 9 | 17 | 6 | 18 | 15 | 13 | 13 | 7 | 6 | 4 | 5 | 6 | 4 | | | | | | | | | 2033235.0 |
| 1948 | | | | | 6 | 30 | 14 | 27 | 42 | 29 | 26 | 20 | 17 | 19 | 25 | 16 | 12 | 9 | 10 | 9 | 7 | 8 | 12 | 10 | 7 | 8 | 3 | | | | | | | | | 2271996.0 |
| 1949 | | | | | 38 | 25 | 15 | 7 | 8 | 21 | 20 | 27 | 32 | 23 | 23 | 30 | 17 | 10 | 11 | 9 | 8 | 15 | 3 | 7 | 4 | 4 | 5 | 1 | 2 | | | | | | | 2704941.0 |
| 1950 | | | | | 2 | 1 | 1 | 22 | 27 | 30 | 27 | 23 | 25 | 13 | 14 | 13 | 10 | 11 | 18 | 32 | 20 | 15 | 11 | 10 | 8 | 6 | 7 | 13 | 3 | 2 | 1 | | | | | 4514660.0 |
| 1951 | | | | | 7 | 11 | 11 | 23 | 15 | 31 | 15 | 20 | 34 | 32 | 17 | 14 | 21 | 16 | 17 | 21 | 10 | 13 | 9 | 11 | 8 | 5 | 3 | 1 | | | | | | | | 3078850.0 |
| 1952 | | | | 3 | 11 | 9 | 13 | 23 | 15 | 23 | 17 | 22 | 20 | 12 | 24 | 31 | 31 | 12 | 21 | 20 | 8 | 13 | 5 | 12 | 7 | 12 | 2 | | | | | | | | | 3195210.0 |
| 1953 | | | | 8 | 28 | 12 | 21 | 30 | 17 | 18 | 10 | 28 | 22 | 28 | 34 | 26 | 19 | 13 | 10 | 18 | 7 | 4 | 7 | 2 | | 3 | | | | | | | | | | 1730140.0 |
| 1954 | | 1 | 1 | 29 | 34 | 53 | 39 | 30 | 25 | 24 | 27 | 19 | 13 | 15 | 14 | 17 | 10 | 6 | 2 | 4 | 1 | 1 | | | | | | | | | | | | | | 882804.0 |
| 1955 | | | | 11 | 7 | 11 | 13 | 22 | 14 | 28 | 28 | 27 | 33 | 31 | 20 | 19 | 21 | 18 | 11 | 15 | 10 | 8 | 7 | 2 | 5 | 3 | 1 | | | | | | | | | 1988387.0 |
| 1956 | | | | 5 | 11 | 8 | 8 | 24 | 24 | 25 | 26 | 43 | 11 | 20 | 19 | 16 | 34 | 12 | 16 | 15 | 22 | 11 | 10 | 3 | 2 | 1 | | | | | | | | | | 2067991.0 |
| 1957 | | | 4 | 16 | 12 | 28 | 22 | 30 | 20 | 17 | 27 | 23 | 20 | 14 | 14 | 16 | 10 | 8 | 9 | 8 | 22 | 6 | 11 | 7 | 3 | 4 | 6 | 5 | 3 | | | | | | | 2461697.0 |
| 1958 | | | | 4 | 4 | 3 | 13 | 9 | 11 | 26 | 35 | 42 | 38 | 27 | 43 | 22 | 15 | 9 | 7 | 10 | 6 | 8 | 6 | 7 | 5 | 4 | 3 | 2 | | 1 | 4 | 1 | | | | 3105064.0 |
| 1959 | | | | 4 | 7 | 11 | 11 | 31 | 26 | 22 | 32 | 30 | 18 | 9 | 13 | 19 | 13 | 18 | 10 | 19 | 23 | 8 | 15 | 2 | 4 | 7 | 1 | 4 | 2 | 2 | 2 | 2 | | | | 2969748.0 |
| 1960 | | | | | | | 6 | 25 | 22 | 18 | 23 | 25 | 45 | 27 | 29 | 38 | 35 | 23 | 10 | 11 | 8 | 3 | 8 | 3 | | 4 | 3 | | | | | | | | | 2106270.0 |
| 1961 | | | 1 | 1 | 6 | 14 | 76 | 35 | 11 | 18 | 25 | 29 | 18 | 17 | 14 | 11 | 13 | 8 | 6 | 11 | 12 | 8 | 6 | 3 | 5 | 10 | 2 | 2 | 3 | | | | | | | 2188995.0 |
| 1962 | | | | | 13 | 16 | 18 | 10 | 19 | 31 | 40 | 43 | 19 | 21 | 34 | 26 | 13 | 9 | 13 | 9 | 4 | 6 | 4 | 4 | 5 | 5 | 3 | | | | | | | | | 2294910.0 |
| 1963 | | | 3 | 15 | 31 | 31 | 65 | 68 | 12 | 21 | 12 | 19 | 15 | 7 | 7 | 10 | 13 | 7 | 7 | 7 | 7 | | 1 | 1 | | 1 | 2 | 1 | 1 | 1 | | | | | | 1248310.0 |
| 1964 | | 6 | 38 | 51 | 51 | 25 | 24 | 14 | 14 | 20 | 10 | 14 | 8 | 10 | 14 | 8 | 9 | 7 | 4 | 6 | 7 | 3 | 7 | 4 | 5 | 2 | 1 | 1 | 3 | | | | | | | 1503853.0 |
| 1965 | | | 5 | 45 | 14 | 19 | 41 | 17 | 26 | 18 | 15 | 20 | 19 | 15 | 15 | 15 | 13 | 7 | 12 | 6 | 17 | 4 | 3 | 7 | 5 | 6 | 1 | | | | | | | | | 1781135.0 |
| 1966 | | 3 | 9 | 17 | 23 | 21 | 17 | 31 | 37 | 38 | 30 | 26 | 21 | 15 | 20 | 18 | 8 | 9 | 7 | 8 | 7 | | | | | | | | | | | | | | | 1115755.0 |
| 1967 | | 1 | 14 | 20 | 16 | 13 | 12 | 32 | 19 | 8 | 9 | 23 | 20 | 15 | 24 | 19 | 15 | 13 | 7 | 11 | 15 | 11 | 15 | 16 | 6 | 5 | 1 | 1 | 2 | 2 | | | | | | 2632270.0 |
| 1968 | | | | | | 11 | 23 | 21 | 25 | 22 | 32 | 25 | 37 | 25 | 24 | 13 | 11 | 11 | 18 | 20 | 9 | 9 | 9 | 5 | 2 | 4 | 5 | 2 | 3 | | | | | | | 2915300.0 |
| 1969 | | | | | 6 | 13 | 12 | 11 | 18 | 11 | 17 | 34 | 40 | 38 | 27 | 32 | 18 | 8 | 19 | 17 | 12 | 10 | 8 | 5 | 3 | 1 | 1 | 2 | 2 | | | | | | | 2757170.0 |
| 1970 | | | | | | 2 | 10 | 22 | 22 | 26 | 22 | 25 | 27 | 40 | 42 | 27 | 13 | 10 | 12 | 18 | 10 | 17 | 8 | 5 | 5 | 1 | 1 | | | | | | | | | 2610800.0 |
| 1971 | | | | | 1 | 7 | 17 | 25 | 17 | 22 | 28 | 34 | 39 | 43 | 36 | 21 | 23 | 5 | 9 | 7 | 9 | 3 | 4 | 7 | 6 | 2 | | | | | | | | | | 1871849.0 |
| 1972 | | | | | | 3 | 3 | 16 | 24 | 53 | 47 | 32 | 18 | 22 | 14 | 23 | 14 | 13 | 22 | 20 | 7 | 17 | 7 | 6 | 2 | 3 | | | | | | | | | | 2529280.0 |
| 1973 | | | | | | | | 7 | 12 | 23 | 9 | 8 | 17 | 25 | 27 | 19 | 18 | 16 | 31 | 54 | 32 | 37 | 19 | 6 | 3 | 2 | | | | | | | | | | 3962870.0 |

| CLASS | CFS | TOTAL | ACCUM | PERCT | CLASS | CFS | TOTAL | ACCUM | PERCT | CLASS | CFS | TOTAL | ACCUM | PERCT | CLASS | CFS | TOTAL | ACCUM | PERCT |
|---|---|---|---|---|---|---|---|---|---|---|---|---|---|---|---|---|---|---|---|
| 0 | 0.00 | 0 | 18263 | 100.0 | 9 | 1600.00 | 1024 | 13734 | 75.2 | 18 | 7400.0 | 682 | 4341 | 23.8 | 27 | 35000 | 144 | 361 | 1.9 |
| 1 | 399.00 | 51 | 18263 | 100.0 | 10 | 1900.00 | 968 | 12710 | 69.6 | 19 | 8800.0 | 499 | 3659 | 20.0 | 28 | 41000 | 89 | 217 | 1.1 |
| 2 | 470.00 | 76 | 18212 | 99.7 | 11 | 2200.00 | 1138 | 11742 | 64.3 | 20 | 10000.0 | 598 | 3160 | 17.3 | 29 | 49000 | 65 | 128 | .7 |
| 3 | 560.00 | 243 | 18136 | 99.3 | 12 | 2600.00 | 1209 | 10604 | 58.1 | 21 | 12000.0 | 666 | 2562 | 14.0 | 30 | 58000 | 39 | 63 | .3 |
| 4 | 670.00 | 436 | 17893 | 98.0 | 13 | 3100.00 | 1171 | 9395 | 51.4 | 22 | 15000.0 | 346 | 1896 | 10.4 | 31 | 69000 | 10 | 24 | .1 |
| 5 | 790.00 | 608 | 17457 | 95.6 | 14 | 3700.00 | 1082 | 8224 | 45.0 | 23 | 17000.0 | 444 | 1550 | 8.5 | 32 | 82000 | 10 | 14 | .0 |
| 6 | 940.00 | 747 | 16849 | 92.3 | 15 | 4400.00 | 990 | 7142 | 39.1 | 24 | 21000.0 | 280 | 1106 | 6.1 | 33 | 97000 | 3 | 4 | .0 |
| 7 | 1100.00 | 1069 | 16102 | 88.2 | 16 | 5200.00 | 949 | 6152 | 33.7 | 25 | 25000.0 | 229 | 826 | 4.5 | 34 | 120000 | 1 | 1 | |
| 8 | 1300.00 | 1299 | 15033 | 82.3 | 17 | 6200.00 | 862 | 5203 | 28.5 | 26 | 29000.0 | 236 | 597 | 3.3 | | | | | |

LOWEST MEAN DISCHARGE, IN CFS, AND RANKING, FOR THE FOLLOWING NUMBER OF CONSECUTIVE DAYS IN YEAR ENDING MARCH 31

| YEAR | 1 | | 3 | | 7 | | 14 | | 30 | | 60 | | 90 | | 120 | | 183 | | ANNUAL | |
|---|---|---|---|---|---|---|---|---|---|---|---|---|---|---|---|---|---|---|---|---|
| 1925 | 1100.00 | 41 | 1180.00 | 41 | 1220.00 | 40 | 1280.00 | 39 | 1330.00 | 38 | 1390.00 | 31 | 1550.00 | 24 | 1920.00 | 31 | 3390.00 | 36 | 8010.00 | 38 |
| 1926 | 805.00 | 25 | 835.00 | 24 | 856.00 | 20 | 876.00 | 18 | 1080.00 | 26 | 1370.00 | 29 | 1720.00 | 31 | 1740.00 | 25 | 1950.00 | 22 | 4760.00 | 15 |
| 1927 | 1100.00 | 42 | 1120.00 | 39 | 1270.00 | 41 | 1390.00 | 41 | 1650.00 | 40 | 2480.00 | 44 | 3080.00 | 47 | 3850.00 | 47 | 8340.00 | 49 | 10800.00 | 48 |
| 1928 | 1160.00 | 44 | 1250.00 | 43 | 1690.00 | 48 | 1880.00 | 48 | 2080.00 | 47 | 2300.00 | 42 | 2570.00 | 42 | 3030.00 | 40 | 4450.00 | 43 | 10300.00 | 45 |
| 1929 | 860.00 | 27 | 890.00 | 27 | 976.00 | 32 | 976.00 | 25 | 1110.00 | 29 | 1200.00 | 20 | 1350.00 | 20 | 1620.00 | 21 | 2090.00 | 24 | 4950.00 | 17 |
| 1930 | 950.00 | 35 | 950.00 | 34 | 989.00 | 33 | 1010.00 | 27 | 1050.00 | 23 | 1200.00 | 21 | 1900.00 | 34 | 2560.00 | 36 | 3830.00 | 41 | 10500.00 | 47 |
| 1931 | 538.00 | 8 | 632.00 | 12 | 779.00 | 16 | 817.00 | 16 | 837.00 | 14 | 900.00 | 13 | 923.00 | 10 | 980.00 | 9 | 1020.00 | 4 | 2200.00 | 1 |
| 1932 | 710.00 | 19 | 843.00 | 25 | 867.00 | 22 | 966.00 | 22 | 1020.00 | 19 | 1310.00 | 27 | 1560.00 | 25 | 1690.00 | 24 | 1930.00 | 20 | 4660.00 | 14 |
| 1933 | 583.00 | 11 | 583.00 | 9 | 610.00 | 10 | 647.00 | 11 | 798.00 | 13 | 1280.00 | 26 | 1420.00 | 23 | 1610.00 | 20 | 1890.00 | 19 | 5930.00 | 23 |
| 1934 | 730.00 | 21 | 730.00 | 16 | 730.00 | 14 | 782.00 | 15 | 845.00 | 15 | 1100.00 | 16 | 1310.00 | 18 | 1790.00 | 27 | 2260.00 | 25 | 5630.00 | 22 |
| 1935 | 508.00 | 6 | 513.00 | 4 | 527.00 | 3 | 544.00 | 4 | 756.00 | 11 | 852.00 | 12 | 984.00 | 13 | 1500.00 | 16 | 1680.00 | 15 | 3430.00 | 5 |
| 1936 | 770.00 | 24 | 803.00 | 22 | 823.00 | 18 | 877.00 | 19 | 896.00 | 16 | 963.00 | 14 | 1350.00 | 21 | 1510.00 | 17 | 1640.00 | 14 | 5230.00 | 20 |
| 1937 | 476.00 | 3 | 479.00 | 2 | 489.00 | 2 | 522.00 | 2 | 552.00 | 2 | 677.00 | 3 | 872.00 | 8 | 1250.00 | 14 | 2400.00 | 27 | 6960.00 | 31 |
| 1938 | 1090.00 | 39 | 1100.00 | 36 | 1120.00 | 37 | 1200.00 | 37 | 1320.00 | 36 | 1710.00 | 38 | 1760.00 | 33 | 2040.00 | 32 | 3070.00 | 33 | 7140.00 | 33 |
| 1939 | 730.00 | 22 | 798.00 | 21 | 958.00 | 28 | 1070.00 | 31 | 1090.00 | 27 | 1200.00 | 22 | 1370.00 | 22 | 1550.00 | 18 | 1940.00 | 21 | 7720.00 | 37 |
| 1940 | 604.00 | 13 | 622.00 | 11 | 630.00 | 11 | 641.00 | 10 | 673.00 | 7 | 764.00 | 8 | 941.00 | 11 | 937.00 | 8 | 1100.00 | 6 | 3570.00 | 8 |
| 1941 | 510.00 | 7 | 513.00 | 3 | 530.00 | 4 | 540.00 | 3 | 621.00 | 3 | 624.00 | 2 | 713.00 | 2 | 827.00 | 5 | 1120.00 | 7 | 2410.00 | 2 |
| 1942 | 399.00 | 1 | 403.00 | 1 | 404.00 | 1 | 406.00 | 1 | 430.00 | 1 | 445.00 | 1 | 573.00 | 1 | 688.00 | 1 | 989.00 | 3 | 3650.00 | 9 |
| 1943 | 1080.00 | 38 | 1130.00 | 40 | 1200.00 | 39 | 1380.00 | 40 | 1860.00 | 44 | 2170.00 | 40 | 2410.00 | 39 | 3080.00 | 41 | 3230.00 | 34 | 5950.00 | 24 |
| 1944 | 700.00 | 17 | 783.00 | 20 | 975.00 | 31 | 1040.00 | 29 | 1110.00 | 28 | 1170.00 | 19 | 1270.00 | 16 | 1570.00 | 19 | 1870.00 | 17 | 6880.00 | 29 |
| 1945 | 552.00 | 9 | 557.00 | 7 | 585.00 | 8 | 622.00 | 9 | 655.00 | 6 | 704.00 | 5 | 764.00 | 5 | 789.00 | 4 | 856.00 | 1 | 4910.00 | 16 |
| 1946 | 1100.00 | 40 | 1220.00 | 42 | 1360.00 | 42 | 1490.00 | 42 | 2020.00 | 45 | 2820.00 | 47 | 2890.00 | 44 | 4190.00 | 48 | 4120.00 | 42 | 7660.00 | 36 |
| 1947 | 573.00 | 10 | 576.00 | 8 | 579.00 | 7 | 598.00 | 6 | 629.00 | 4 | 766.00 | 9 | 888.00 | 9 | 1060.00 | 10 | 1360.00 | 11 | 3430.00 | 6 |
| 1948 | 945.00 | 33 | 945.00 | 32 | 967.00 | 30 | 1020.00 | 28 | 1300.00 | 33 | 1510.00 | 34 | 1580.00 | 26 | 1650.00 | 22 | 1960.00 | 23 | 6930.00 | 30 |
| 1949 | 904.00 | 31 | 919.00 | 31 | 953.00 | 26 | 1000.00 | 26 | 1040.00 | 22 | 1120.00 | 17 | 1310.00 | 19 | 1660.00 | 23 | 2490.00 | 28 | 8370.00 | 41 |
| 1950 | 1000.00 | 36 | 1030.00 | 36 | 1050.00 | 34 | 1100.00 | 34 | 1370.00 | 39 | 1430.00 | 32 | 1970.00 | 35 | 2480.00 | 35 | 3060.00 | 32 | 10400.00 | 46 |
| 1951 | 1610.00 | 49 | 1610.00 | 48 | 1640.00 | 47 | 1700.00 | 46 | 2180.00 | 48 | 3370.00 | 49 | 3800.00 | 49 | 3730.00 | 45 | 4540.00 | 44 | 9440.00 | 43 |
| 1952 | 910.00 | 32 | 910.00 | 30 | 964.00 | 29 | 1050.00 | 30 | 1070.00 | 24 | 1240.00 | 24 | 1710.00 | 30 | 2220.00 | 33 | 3460.00 | 37 | 8290.00 | 39 |
| 1953 | 900.00 | 30 | 907.00 | 29 | 937.00 | 25 | 1080.00 | 32 | 1180.00 | 30 | 1370.00 | 30 | 1620.00 | 29 | 1840.00 | 30 | 2350.00 | 26 | 6300.00 | 26 |
| 1954 | 472.00 | 2 | 638.00 | 13 | 724.00 | 13 | 746.00 | 13 | 762.00 | 12 | 808.00 | 10 | 856.00 | 7 | 904.00 | 7 | 1090.00 | 5 | 2840.00 | 4 |
| 1955 | 825.00 | 26 | 846.00 | 26 | 883.00 | 23 | 972.00 | 24 | 1320.00 | 37 | 1430.00 | 33 | 1590.00 | 27 | 1820.00 | 28 | 2600.00 | 30 | 5100.00 | 18 |
| 1956 | 708.00 | 18 | 720.00 | 15 | 750.00 | 15 | 767.00 | 14 | 905.00 | 17 | 1330.00 | 28 | 2440.00 | 40 | 2950.00 | 38 | 3360.00 | 35 | 5410.00 | 21 |
| 1957 | 654.00 | 15 | 675.00 | 14 | 687.00 | 12 | 704.00 | 12 | 744.00 | 10 | 832.00 | 11 | 949.00 | 12 | 1080.00 | 11 | 1350.00 | 10 | 3520.00 | 7 |
| 1958 | 888.00 | 28 | 902.00 | 28 | 955.00 | 27 | 1080.00 | 33 | 1300.00 | 34 | 1700.00 | 37 | 2090.00 | 37 | 3030.00 | 39 | 5760.00 | 47 | 8690.00 | 42 |
| 1959 | 1410.00 | 48 | 1510.00 | 47 | 1540.00 | 46 | 1580.00 | 45 | 1690.00 | 41 | 2300.00 | 41 | 2900.00 | 45 | 3430.00 | 44 | 4610.00 | 45 | 10200.00 | 44 |
| 1960 | 718.00 | 20 | 746.00 | 17 | 785.00 | 17 | 841.00 | 17 | 1020.00 | 20 | 1280.00 | 25 | 1600.00 | 28 | 1830.00 | 29 | 2570.00 | 29 | 6340.00 | 27 |
| 1961 | 600.00 | 12 | 747.00 | 18 | 859.00 | 21 | 966.00 | 23 | 1070.00 | 25 | 1130.00 | 18 | 1220.00 | 15 | 1240.00 | 13 | 1400.00 | 12 | 4650.00 | 13 |
| 1962 | 1280.00 | 47 | 1750.00 | 49 | 1870.00 | 49 | 2150.00 | 49 | 2200.00 | 49 | 2480.00 | 43 | 2570.00 | 41 | 3180.00 | 43 | 3740.00 | 40 | 8330.00 | 40 |
| 1963 | 770.00 | 23 | 833.00 | 23 | 906.00 | 24 | 936.00 | 20 | 1040.00 | 21 | 1070.00 | 15 | 1140.00 | 14 | 1220.00 | 12 | 1320.00 | 9 | 3880.00 | 10 |
| 1964 | 610.00 | 14 | 610.00 | 10 | 610.00 | 9 | 621.00 | 8 | 648.00 | 5 | 703.00 | 4 | 749.00 | 3 | 743.00 | 2 | 923.00 | 2 | 2700.00 | 3 |
| 1965 | 505.00 | 4 | 540.00 | 6 | 545.00 | 5 | 581.00 | 5 | 697.00 | 8 | 725.00 | 6 | 749.00 | 4 | 787.00 | 3 | 1140.00 | 8 | 5160.00 | 19 |
| 1966 | 950.00 | 34 | 995.00 | 35 | 1160.00 | 38 | 1190.00 | 36 | 1220.00 | 31 | 1590.00 | 35 | 1750.00 | 32 | 1760.00 | 26 | 1880.00 | 18 | 4280.00 | 11 |
| 1967 | 505.00 | 5 | 528.00 | 5 | 571.00 | 6 | 619.00 | 7 | 706.00 | 9 | 745.00 | 7 | 770.00 | 6 | 878.00 | 6 | 1430.00 | 13 | 6050.00 | 25 |
| 1968 | 690.00 | 16 | 772.00 | 19 | 830.00 | 19 | 949.00 | 21 | 975.00 | 18 | 1220.00 | 23 | 1290.00 | 17 | 1420.00 | 15 | 1860.00 | 16 | 7450.00 | 35 |
| 1969 | 1240.00 | 45 | 1320.00 | 46 | 1360.00 | 43 | 1490.00 | 43 | 1840.00 | 43 | 2130.00 | 39 | 2270.00 | 38 | 2760.00 | 37 | 3700.00 | 39 | 7280.00 | 34 |
| 1970 | 1000.00 | 37 | 1080.00 | 37 | 1110.00 | 36 | 1150.00 | 35 | 1320.00 | 35 | 2840.00 | 48 | 3550.00 | 48 | 4570.00 | 49 | 5170.00 | 46 | 6840.00 | 28 |
| 1971 | 1280.00 | 46 | 1290.00 | 44 | 1380.00 | 44 | 1510.00 | 44 | 1810.00 | 42 | 2720.00 | 46 | 2800.00 | 43 | 3150.00 | 42 | 3590.00 | 38 | 7130.00 | 32 |
| 1972 | 889.00 | 29 | 946.00 | 33 | 1090.00 | 35 | 1240.00 | 38 | 1270.00 | 32 | 1700.00 | 36 | 2080.00 | 36 | 2320.00 | 34 | 2670.00 | 31 | 4450.00 | 12 |
| 1973 | 1150.00 | 43 | 1300.00 | 45 | 1420.00 | 45 | 1790.00 | 47 | 2030.00 | 46 | 2620.00 | 45 | 3030.00 | 46 | 3770.00 | 46 | 6420.00 | 48 | 11200.00 | 49 |

HIGHEST MEAN DISCHARGE, IN CFS, AND RANKING, FOR THE FOLLOWING NUMBER OF CONSECUTIVE DAYS IN YEAR ENDING SEPTEMBER 30

| YEAR | 1 | | 3 | | 7 | | 15 | | 30 | | 60 | | 90 | | 120 | | 183 | | ANNUAL | |
|---|---|---|---|---|---|---|---|---|---|---|---|---|---|---|---|---|---|---|---|---|
| 1924 | 58400.0 | 19 | 53800.0 | 21 | 42100.0 | 19 | 29900.0 | 22 | 20600.0 | 28 | 16300.0 | 25 | 14800.0 | 21 | 15500.0 | 9 | 13800.0 | 7 | 9480.0 | 4 |
| 1925 | 61900.0 | 15 | 56000.0 | 14 | 43600.0 | 17 | 29900.0 | 23 | 19900.0 | 29 | 13900.0 | 33 | 11400.0 | 35 | 11300.0 | 29 | 8450.0 | 31 | 5090.0 | 36 |
| 1926 | 57000.0 | 22 | 54000.0 | 20 | 41800.0 | 21 | 31900.0 | 20 | 22600.0 | 20 | 17100.0 | 22 | 14100.0 | 24 | 11900.0 | 27 | 10100.0 | 24 | 8120.0 | 12 |
| 1927 | 63300.0 | 14 | 52900.0 | 23 | 41200.0 | 23 | 34700.0 | 16 | 24600.0 | 17 | 20800.0 | 10 | 20800.0 | 3 | 20000.0 | 2 | 16400.0 | 2 | 11100.0 | 2 |
| 1928 | 63500.0 | 13 | 59700.0 | 12 | 47000.0 | 14 | 36900.0 | 11 | 27100.0 | 11 | 18800.0 | 15 | 16800.0 | 10 | 14200.0 | 16 | 11000.0 | 19 | 7640.0 | 15 |
| 1929 | 35600.0 | 40 | 32500.0 | 40 | 30700.0 | 33 | 20600.0 | 38 | 16800.0 | 35 | 16000.0 | 28 | 14300.0 | 23 | 13000.0 | 22 | 11700.0 | 17 | 6860.0 | 22 |
| 1930 | 73500.0 | 7 | 71300.0 | 6 | 59900.0 | 5 | 51600.0 | 4 | 36500.0 | 3 | 25700.0 | 2 | 21200.0 | 2 | 17600.0 | 4 | 13800.0 | 8 | 7730.0 | 14 |
| 1931 | 13100.0 | 50 | 10600.0 | 50 | 7600.0 | 50 | 6420.0 | 49 | 5290.0 | 49 | 3840.0 | 49 | 3270.0 | 49 | 2980.0 | 49 | 2430.0 | 49 | 1840.0 | 49 |
| 1932 | 37600.0 | 37 | 35100.0 | 36 | 27800.0 | 37 | 22300.0 | 35 | 16000.0 | 37 | 12200.0 | 37 | 10500.0 | 37 | 9200.0 | 40 | 8040.0 | 36 | 4960.0 | 37 |
| 1933 | 67500.0 | 9 | 65500.0 | 9 | 57700.0 | 6 | 39900.0 | 5 | 26600.0 | 13 | 25700.0 | 3 | 20400.0 | 4 | 16900.0 | 6 | 15100.0 | 4 | 8760.0 | 7 |
| 1934 | 20400.0 | 46 | 18800.0 | 46 | 15400.0 | 46 | 10900.0 | 46 | 7960.0 | 46 | 5590.0 | 46 | 4210.0 | 48 | 3750.0 | 48 | 3050.0 | 48 | 2610.0 | 47 |
| 1935 | 36700.0 | 38 | 35000.0 | 37 | 33400.0 | 27 | 24900.0 | 31 | 14800.0 | 41 | 11600.0 | 41 | 10300.0 | 38 | 8890.0 | 41 | 7480.0 | 39 | 4740.0 | 40 |
| 1936 | 87200.0 | 5 | 80500.0 | 5 | 57200.0 | 7 | 34200.0 | 18 | 20900.0 | 26 | 13900.0 | 34 | 12000.0 | 32 | 9500.0 | 38 | 6860.0 | 43 | 4120.0 | 42 |
| 1937 | 58000.0 | 20 | 55200.0 | 16 | 44500.0 | 16 | 39200.0 | 7 | 30100.0 | 6 | 21900.0 | 8 | 16800.0 | 11 | 17000.0 | 5 | 14000.0 | 6 | 9340.0 | 5 |
| 1938 | 59800.0 | 17 | 55300.0 | 15 | 43000.0 | 18 | 36700.0 | 12 | 29200.0 | 7 | 21700.0 | 9 | 16700.0 | 13 | 13700.0 | 19 | 12100.0 | 14 | 7490.0 | 17 |
| 1939 | 73600.0 | 6 | 67200.0 | 7 | 49100.0 | 11 | 33400.0 | 19 | 27300.0 | 10 | 20300.0 | 11 | 18100.0 | 7 | 14500.0 | 13 | 10500.0 | 21 | 5990.0 | 27 |
| 1940 | 33300.0 | 43 | 28200.0 | 44 | 18900.0 | 45 | 12800.0 | 45 | 10200.0 | 45 | 8050.0 | 45 | 6910.0 | 45 | 6110.0 | 45 | 4730.0 | 46 | 2790.0 | 46 |
| 1941 | 13500.0 | 49 | 12300.0 | 49 | 9110.0 | 49 | 5770.0 | 50 | 3790.0 | 50 | 2800.0 | 50 | 2850.0 | 50 | 2550.0 | 50 | 2280.0 | 50 | 1630.0 | 50 |
| 1942 | 43600.0 | 28 | 39300.0 | 28 | 29200.0 | 35 | 23200.0 | 33 | 15900.0 | 38 | 14100.0 | 32 | 13000.0 | 29 | 10600.0 | 33 | 8320.0 | 33 | 5160.0 | 33 |
| 1943 | 129000.0 | 1 | 115000.0 | 1 | 85900.0 | 1 | 64800.0 | 1 | 39600.0 | 2 | 22700.0 | 5 | 18900.0 | 6 | 15800.0 | 8 | 13400.0 | 10 | 8830.0 | 6 |
| 1944 | 71500.0 | 8 | 66100.0 | 8 | 52400.0 | 8 | 38200.0 | 8 | 26200.0 | 14 | 18200.0 | 17 | 15500.0 | 20 | 13000.0 | 23 | 8990.0 | 29 | 5130.0 | 34 |
| 1945 | 46000.0 | 26 | 41000.0 | 27 | 33100.0 | 28 | 20300.0 | 39 | 14400.0 | 42 | 12800.0 | 36 | 11700.0 | 34 | 10800.0 | 31 | 8500.0 | 30 | 4960.0 | 38 |
| 1946 | 38400.0 | 35 | 34400.0 | 38 | 25100.0 | 42 | 19900.0 | 40 | 13400.0 | 44 | 11000.0 | 43 | 11200.0 | 36 | 9540.0 | 36 | 8400.0 | 32 | 5790.0 | 28 |
| 1947 | 40000.0 | 31 | 36400.0 | 33 | 32600.0 | 29 | 23100.0 | 34 | 17200.0 | 34 | 16600.0 | 24 | 14000.0 | 25 | 11500.0 | 28 | 9420.0 | 28 | 5570.0 | 31 |
| 1948 | 39700.0 | 32 | 37000.0 | 32 | 34100.0 | 26 | 27200.0 | 26 | 24700.0 | 16 | 18000.0 | 18 | 15700.0 | 18 | 13200.0 | 21 | 10400.0 | 22 | 6210.0 | 25 |
| 1949 | 59600.0 | 18 | 54800.0 | 18 | 39000.0 | 25 | 34600.0 | 17 | 27600.0 | 9 | 22800.0 | 4 | 17900.0 | 8 | 15100.0 | 11 | 11900.0 | 15 | 7410.0 | 18 |
| 1950 | 88000.0 | 3 | 81200.0 | 4 | 62100.0 | 4 | 56800.0 | 2 | 43600.0 | 1 | 34100.0 | 1 | 28400.0 | 1 | 27100.0 | 1 | 20600.0 | 1 | 12400.0 | 1 |

## WABASH RIVER AT LAFAYETTE, IND. (Continued)

HIGHEST MEAN DISCHARGE, IN CFS, AND RANKING, FOR THE FOLLOWING NUMBER OF CONSECUTIVE DAYS IN YEAR ENDING SEPTEMBER 30

| YEAR | 1 | 3 | 7 | 15 | 30 | 60 | 90 | 120 | 183 | ANNUAL |
|---|---|---|---|---|---|---|---|---|---|---|
| 1951 | 50000.0 25 | 47200.0 25 | 41100.0 24 | 31000.0 21 | 21400.0 24 | 17800.0 19 | 15600.0 19 | 14400.0 14 | 13200.0 11 | 8440.0 10 |
| 1952 | 41500.0 30 | 39000.0 29 | 29100.0 36 | 27300.0 25 | 22700.0 19 | 17600.0 20 | 16800.0 12 | 16600.0 7 | 14400.0 5 | 8730.0 8 |
| 1953 | 34600.0 42 | 32200.0 41 | 22700.0 43 | 19400.0 42 | 15200.0 39 | 11900.0 38 | 9810.0 42 | 8770.0 42 | 7420.0 40 | 4740.0 41 |
| 1954 | 15600.0 47 | 13800.0 47 | 10400.0 48 | 8450.0 48 | 6890.0 48 | 5390.0 48 | 5090.0 46 | 4540.0 47 | 3680.0 47 | 2420.0 48 |
| 1955 | 35000.0 41 | 31400.0 42 | 27600.0 39 | 19800.0 41 | 14900.0 40 | 11200.0 42 | 10200.0 39 | 9540.0 37 | 7780.0 37 | 5450.0 32 |
| 1956 | 29400.0 45 | 27900.0 45 | 20900.0 44 | 18300.0 43 | 16100.0 36 | 11900.0 39 | 9980.0 40 | 9660.0 35 | 7630.0 38 | 5650.0 30 |
| 1957 | 51900.0 24 | 50500.0 24 | 47600.0 13 | 35000.0 15 | 28700.0 8 | 19200.0 14 | 16300.0 16 | 15400.0 10 | 11700.0 16 | 6740.0 23 |
| 1958 | 97000.0 2 | 92000.0 2 | 83300.0 2 | 55800.0 3 | 33000.0 4 | 22300.0 6 | 17800.0 9 | 14100.0 17 | 10900.0 20 | 8510.0 9 |
| 1959 | 87600.0 4 | 82500.0 3 | 62500.0 3 | 39400.0 6 | 30800.0 5 | 21900.0 7 | 19500.0 5 | 18500.0 3 | 13700.0 9 | 8140.0 11 |
| 1960 | 38100.0 36 | 36300.0 34 | 27600.0 40 | 17600.0 44 | 13700.0 43 | 10200.0 44 | 9640.0 43 | 9210.0 39 | 8160.0 35 | 5750.0 29 |
| 1961 | 54700.0 23 | 53100.0 22 | 46700.0 15 | 35600.0 13 | 25700.0 15 | 19800.0 12 | 16300.0 17 | 13300.0 20 | 10400.0 23 | 6000.0 26 |
| 1962 | 45000.0 27 | 41700.0 26 | 30800.0 32 | 26100.0 28 | 21500.0 22 | 17100.0 23 | 14500.0 22 | 12000.0 25 | 9450.0 27 | 6290.0 24 |
| 1963 | 60000.0 16 | 54000.0 19 | 41500.0 22 | 26200.0 27 | 17500.0 32 | 11800.0 40 | 8940.0 44 | 7380.0 44 | 5610.0 44 | 3420.0 44 |
| 1964 | 57600.0 21 | 55000.0 17 | 42000.0 20 | 27700.0 24 | 21300.0 25 | 16100.0 26 | 11900.0 33 | 9780.0 34 | 7380.0 41 | 4110.0 43 |
| 1965 | 36000.0 39 | 34100.0 39 | 30400.0 34 | 21400.0 37 | 17200.0 33 | 14900.0 31 | 13000.0 30 | 11000.0 30 | 8290.0 34 | 4880.0 39 |
| 1966 | 14000.0 48 | 12900.0 48 | 10900.0 47 | 10200.0 47 | 7670.0 47 | 5530.0 47 | 5090.0 47 | 4900.0 46 | 4730.0 45 | 3060.0 45 |
| 1967 | 64100.0 12 | 58700.0 13 | 47800.0 12 | 35000.0 14 | 21500.0 23 | 15200.0 30 | 13800.0 26 | 13900.0 18 | 12600.0 12 | 7210.0 19 |
| 1968 | 67100.0 10 | 60200.0 11 | 51400.0 9 | 37900.0 9 | 23700.0 18 | 19400.0 13 | 16400.0 14 | 14400.0 15 | 12500.0 13 | 7970.0 13 |
| 1969 | 64900.0 11 | 61000.0 10 | 50100.0 10 | 37500.0 10 | 26900.0 12 | 17600.0 21 | 13600.0 27 | 12900.0 24 | 11000.0 18 | 7550.0 16 |
| 1970 | 41700.0 29 | 37300.0 30 | 32100.0 30 | 25100.0 30 | 20800.0 27 | 16000.0 27 | 13100.0 28 | 11900.0 26 | 9860.0 26 | 7150.0 20 |
| 1971 | 30000.0 44 | 28300.0 43 | 26600.0 41 | 23500.0 32 | 18200.0 31 | 13400.0 35 | 9830.0 41 | 8600.0 43 | 7060.0 42 | 5130.0 35 |
| 1972 | 38500.0 34 | 37200.0 31 | 31200.0 31 | 25700.0 29 | 21700.0 21 | 15700.0 29 | 12600.0 31 | 10600.0 32 | 9960.0 25 | 6910.0 21 |
| 1973 | 39500.0 33 | 35300.0 35 | 27700.0 38 | 22200.0 36 | 19800.0 30 | 18300.0 16 | 16300.0 15 | 14800.0 12 | 15200.0 3 | 10900.0 3 |

STATISTICS ON NORMAL MONTHLY MEANS(ALL DAYS)

| OCT | NOV | DEC | JAN | FEB | MARCH | APRIL | MAY | JUNE | JULY | AUG | SEPT |
|---|---|---|---|---|---|---|---|---|---|---|---|

BY ROWS(MEAN,VARIANCE,STANDARD DEVIATION, SKEWNESS, COEFF. OF VARIATION,PERCENTAGE OF AVERAGE FLOW)

| | | | | | | | | | | | |
|---|---|---|---|---|---|---|---|---|---|---|---|
| 0.2713E+04 | 0.3714E+04 | 0.6153E+04 | 0.8641E+04 | 0.9349E+04 | 0.1101E+05 | 0.1195E+05 | 0.8341E+04 | 0.5862E+04 | 0.3723E+04 | 0.2447E+04 | 0.2371E+04 |
| 0.7407E+07 | 0.1165E+08 | 0.3622E+08 | 0.7915E+08 | 0.3978E+08 | 0.2613E+08 | 0.4565E+08 | 0.4096E+08 | 0.2381E+08 | 0.7591E+07 | 0.3247E+07 | 0.8453E+07 |
| 0.2722E+04 | 0.3413E+04 | 0.6019E+04 | 0.8897E+04 | 0.6308E+04 | 0.5112E+04 | 0.6756E+04 | 0.6400E+04 | 0.4879E+04 | 0.2755E+04 | 0.1802E+04 | 0.2907E+04 |
| 0.2675E+01 | 0.2369E+01 | 0.1546E+01 | 0.2068E+01 | 0.7805E+00 | 0.1459E+00 | 0.4023E+00 | 0.2420E+01 | 0.3461E+01 | 0.2026E+01 | 0.1918E+01 | 0.5010E+01 |
| 0.1003E+01 | 0.9192E+00 | 0.9782E+00 | 0.1030E+01 | 0.6747E+00 | 0.4645E+00 | 0.5656E+00 | 0.7673E+00 | 0.8324E+00 | 0.7400E+00 | 0.7364E+00 | 0.1226E+01 |
| 0.3558E+01 | 0.4869E+01 | 0.8067E+01 | 0.1133E+02 | 0.1226E+02 | 0.1443E+02 | 0.1566E+02 | 0.1094E+02 | 0.7686E+01 | 0.4882E+01 | 0.3209E+01 | 0.3108E+01 |

STATISTICS ON NORMAL ANNUAL MEANS(ALL DAYS)

| MEAN | VARIANCE | STANDARD DEVIATION | SKEWNESS | COEFF. OF VARIATION | SERIAL CORR |
|---|---|---|---|---|---|
| 0.6337E+04 | 0.5663E+07 | 0.2380E+04 | 0.1753E+00 | 0.3755E+00 | 0.2868E+00 |

STATISTICS ON LOG MONTHLY MEANS(ALL DAYS)

| OCT | NOV | DEC | JAN | FEB | MARCH | APRIL | MAY | JUNE | JULY | AUG | SEPT |
|---|---|---|---|---|---|---|---|---|---|---|---|

BY ROWS(MEAN,VARIANCE,STANDARD DEVIATION, SKEWNESS, COEFF. OF VARIATION,PERCENTAGE OF AVERAGE FLOW)

| | | | | | | | | | | | |
|---|---|---|---|---|---|---|---|---|---|---|---|
| 0.3296E+01 | 0.3437E+01 | 0.3599E+01 | 0.3734E+01 | 0.3848E+01 | 0.3984E+01 | 0.3998E+01 | 0.3822E+01 | 0.3674E+01 | 0.3475E+01 | 0.3296E+01 | 0.3244E+01 |
| 0.1054E+00 | 0.1100E+00 | 0.1730E+00 | 0.1924E+00 | 0.1324E+00 | 0.5917E-01 | 0.7702E-01 | 0.8773E-01 | 0.7722E-01 | 0.8439E-01 | 0.7849E-01 | 0.9165E-01 |
| 0.3246E+00 | 0.3317E+00 | 0.4159E+00 | 0.4386E+00 | 0.3638E+00 | 0.2433E+00 | 0.2775E+00 | 0.2962E+00 | 0.2779E+00 | 0.2905E+00 | 0.2802E+00 | 0.3027E+00 |
| 0.7264E+00 | 0.4354E+00 | 0.1470E+00 | -0.4866E-01 | -0.6215E+00 | -0.8618E+00 | -0.2667E+00 | 0.1658E-01 | 0.2580E+00 | 0.5270E-01 | 0.2710E+00 | 0.8091E+00 |
| 0.9849E-01 | 0.9652E-01 | 0.1155E+00 | 0.1174E+00 | 0.9456E-01 | 0.6105E-01 | 0.6942E-01 | 0.7750E-01 | 0.7563E-01 | 0.8359E-01 | 0.8499E-01 | 0.9331E-01 |
| 0.7594E+01 | 0.7917E+01 | 0.8292E+01 | 0.8603E+01 | 0.8864E+01 | 0.9179E+01 | 0.9210E+01 | 0.8805E+01 | 0.8464E+01 | 0.8006E+01 | 0.7594E+01 | 0.7474E+01 |

STATISTICS ON LOG ANNUAL MEANS(ALL DAYS)

| MEAN | VARIANCE | STANDARD DEVIATION | SKEWNESS | COEFF. OF VARIATION | SERIAL CORR |
|---|---|---|---|---|---|
| 0.3766E+01 | 0.3674E-01 | 0.1917E+00 | -0.1003E+01 | 0.5090E-01 | 0.2624E+00 |

ANNUAL PEAKS

| | | | | | | | |
|---|---|---|---|---|---|---|---|
| 1901 | 30800 | 1921 | 44400 | 1938 | 63300 | 1955 | 35300 |
| 1902 | 32000 | 1922 | 58400 | 1939 | 74400 | 1956 | 30000 |
| 1904 | 70000 | 1923 | 53600 | 1940 | 34200 | 1957 | 52600 |
| 1907 | 41500 | 1924 | 59800 | 1941 | 14600 | 1958 | 99000 |
| 1908 | 57000 | 1925 | 63300 | 1942 | 44200 | 1959 | 89000 |
| 1909 | 44000 | 1926 | 57700 | 1943 | 131000 | 1960 | 39500 |
| 1910 | 49000 | 1927 | 64000 | 1944 | 73300 | 1961 | 55400 |
| 1911 | 31000 | 1928 | 63500 | 1945 | 46600 | 1962 | 46000 |
| 1912 | 45900 | 1929 | 38000 | 1946 | 39400 | 1963 | 63000 |
| 1913 | 190000 | 1930 | 74600 | 1947 | 41200 | 1964 | 58300 |
| 1914 | 41100 | 1931 | 13100 | 1948 | 41300 | 1965 | 36500 |
| 1915 | 37300 | 1932 | 37400 | 1949 | 62000 | 1966 | 14600 |
| 1916 | 76000 | 1933 | 67500 | 1950 | 90000 | 1967 | 64900 |
| 1917 | 33200 | 1934 | 21700 | 1951 | 50600 | 1968 | 68500 |
| 1918 | 61200 | 1935 | 37000 | 1952 | 41900 | 1969 | 69100 |
| 1919 | 76000 | 1936 | 93500 | 1953 | 35000 | 1970 | 42600 |
| 1920 | 59800 | 1937 | 58500 | 1954 | 16500 | 1971 | 31000 |
| | | | | | | 1972 | 39400 |
| | | | | | | 1973 | 40700 |

## 03335690 Mud Pine Creek near Oxford, Ind.

LOCATION.--Lat 40°31'24", long 87°20'30", in NE¼SE¼ sec.17, T.24 N., R.8 W., Benton County, on right bank 5 ft (2 m) downstream from county road bridge, 0.3 mile (0.5 km) north of Chase, 2 miles (3 km) east of Boswell, and 5 miles (8 km) west of Oxford.

DRAINAGE AREA.--39.4 $mi^2$ (102.0 $km^2$).

DURATION TABLE OF DAILY DISCHARGE FOR YEAR ENDING SEPTEMBER 30

| CLASS | 0 | 1 | 2 | 3 | 4 | 5 | 6 | 7 | 8 | 9 | 10 | 11 | 12 | 13 | 14 | 15 | 16 | 17 | 18 | 19 | 20 | 21 | 22 | 23 | 24 | 25 | 26 | 27 | 28 | 29 | 30 | 31 | 32 | 33 | 34 |
|---|---|---|---|---|---|---|---|---|---|---|---|---|---|---|---|---|---|---|---|---|---|---|---|---|---|---|---|---|---|---|---|---|---|---|---|
| YEAR | NUMBER OF DAYS IN CLASS | | | | | | | | | | | | | | | | | | | | | | | | | | | | | | | | | | CFS_DAYS |
| 1972 | | | | 4 | 8 | 26 | 16 | 17 | 10 | 14 | 10 | 4 | 9 | 5 | 12 | 10 | 25 | 13 | 30 | 25 | 30 | 29 | 22 | 15 | 10 | 5 | 6 | 2 | 4 | 4 | 1 | | | | 8204.6 |
| 1973 | | | | | | 5 | 6 | 9 | 3 | 4 | 1 | 5 | 3 | 6 | 4 | 7 | 6 | 5 | 18 | 24 | 27 | 21 | 39 | 48 | 43 | 30 | 14 | 14 | 8 | 8 | 2 | 1 | | 4 | 19777.3 |

| CLASS | CFS | TOTAL | ACCUM | PERCT | CLASS | CFS | TOTAL | ACCUM | PERCT | CLASS | CFS | TOTAL | ACCUM | PERCT | CLASS | CFS | TOTAL | ACCUM | PERCT |
|---|---|---|---|---|---|---|---|---|---|---|---|---|---|---|---|---|---|---|---|
| 0 | 0.00 | 0 | 731 | 100.0 | 9 | 1.60 | 18 | 627 | 85.8 | 18 | 13.0 | 48 | 484 | 66.2 | 27 | 110 | 16 | 48 | 6.5 |
| 1 | 0.20 | 0 | 731 | 100.0 | 10 | 2.10 | 11 | 609 | 83.3 | 19 | 17.0 | 49 | 436 | 59.6 | 28 | 140 | 12 | 32 | 4.3 |
| 2 | 0.30 | 0 | 731 | 100.0 | 11 | 2.60 | 9 | 598 | 81.8 | 20 | 21.0 | 57 | 387 | 52.9 | 29 | 180 | 12 | 20 | 2.7 |
| 3 | 0.40 | 4 | 731 | 100.0 | 12 | 3.30 | 12 | 589 | 80.6 | 21 | 27.0 | 50 | 330 | 45.1 | 30 | 220 | 3 | 8 | 1.0 |
| 4 | 0.50 | 8 | 727 | 99.5 | 13 | 4.20 | 11 | 577 | 78.9 | 22 | 34.0 | 61 | 280 | 38.3 | 31 | 280 | 1 | 5 | .6 |
| 5 | 0.60 | 31 | 719 | 98.4 | 14 | 5.20 | 16 | 566 | 77.4 | 23 | 43.0 | 63 | 219 | 30.0 | 32 | 350 | | 4 | .5 |
| 6 | 0.80 | 22 | 688 | 94.1 | 15 | 6.60 | 17 | 550 | 75.2 | 24 | 55.0 | 53 | 156 | 21.3 | 33 | 450 | 4 | 4 | .5 |
| 7 | 1.00 | 26 | 666 | 91.1 | 16 | 8.40 | 31 | 533 | 72.9 | 25 | 69.0 | 35 | 103 | 14.1 | 34 | 570 | | | |
| 8 | 1.30 | 13 | 640 | 87.6 | 17 | 11.00 | 18 | 502 | 68.7 | 26 | 87.0 | 20 | 68 | 9.3 | | | | | |

LOWEST MEAN DISCHARGE, IN CFS, AND RANKING, FOR THE FOLLOWING NUMBER OF CONSECUTIVE DAYS IN YEAR ENDING MARCH 31

| YEAR | 1 | | 3 | | 7 | | 14 | | 30 | | 60 | | 90 | | 120 | | 183 | | ANNUAL | |
|---|---|---|---|---|---|---|---|---|---|---|---|---|---|---|---|---|---|---|---|---|
| 1973 | 0.58 | 1 | 0.72 | 1 | 0.82 | 1 | 1.11 | 1 | 1.66 | 1 | 4.12 | 1 | 6.83 | 1 | 11.70 | 1 | 20.60 | 1 | 47.60 | 1 |

HIGHEST MEAN DISCHARGE, IN CFS, AND RANKING, FOR THE FOLLOWING NUMBER OF CONSECUTIVE DAYS IN YEAR ENDING SEPTEMBER 30

| YEAR | 1 | | 3 | | 7 | | 15 | | 30 | | 60 | | 90 | | 120 | | 183 | | ANNUAL | |
|---|---|---|---|---|---|---|---|---|---|---|---|---|---|---|---|---|---|---|---|---|
| 1972 | 262.0 | 2 | 226.0 | 2 | 155.0 | 2 | 103.0 | 2 | 85.4 | 2 | 57.2 | 2 | 46.0 | 2 | 39.9 | 2 | 34.1 | 2 | 22.4 | 2 |
| 1973 | 567.0 | 1 | 437.0 | 1 | 269.0 | 1 | 159.0 | 1 | 127.0 | 1 | 102.0 | 1 | 83.0 | 1 | 85.5 | 1 | 80.4 | 1 | 54.2 | 1 |

STATISTICS ON NORMAL MONTHLY MEANS(ALL DAYS)

| OCT | NOV | DEC | JAN | FEB | MARCH | APRIL | MAY | JUNE | JULY | AUG | SEPT |
|---|---|---|---|---|---|---|---|---|---|---|---|
| BY ROWS(MEAN,VARIANCE,STANDARD DEVIATION, SKEWNESS, COEFF. OF VARIATION,PERCENTAGE OF AVERAGE FLOW) | | | | | | | | | | | |
| 0.1744E+02 | 0.4126E+02 | 0.6430E+02 | 0.4752E+02 | 0.2370E+02 | 0.5139E+02 | 0.1011E+03 | 0.2784E+02 | 0.3898E+02 | 0.1441E+02 | 0.1639E+02 | 0.1542E+02 |
| 0.5335E+03 | 0.3250E+04 | 0.1866E+04 | 0.9966E+03 | 0.3043E+03 | 0.1682E+04 | 0.5825E+03 | 0.1399E+02 | 0.2969E+03 | 0.9909E+02 | 0.4029E+03 | 0.4004E+03 |
| 0.2310E+02 | 0.5701E+02 | 0.4319E+02 | 0.3157E+02 | 0.1744E+02 | 0.4101E+02 | 0.2414E+02 | 0.3741E+01 | 0.1723E+02 | 0.9954E+01 | 0.2007E+02 | 0.2001E+02 |
| ***** | ***** | ***** | ***** | ***** | ***** | ***** | ***** | ***** | ***** | ***** | ***** |
| 0.1324E+01 | 0.1382E+01 | 0.6718E+00 | 0.6644E+00 | 0.7360E+00 | 0.7981E+00 | 0.2387E+00 | 0.1344E+00 | 0.4421E+00 | 0.6910E+00 | 0.1224E+01 | 0.1297E+01 |
| 0.3793E+01 | 0.8973E+01 | 0.1398E+02 | 0.1033E+02 | 0.5155E+01 | 0.1118E+02 | 0.2200E+02 | 0.6055E+01 | 0.8478E+01 | 0.3133E+01 | 0.3566E+01 | 0.3355E+01 |

STATISTICS ON NORMAL ANNUAL MEANS(ALL DAYS)

| MEAN | VARIANCE | STANDARD DEVIATION | SKEWNESS | COEFF. OF VARIATION | SERIAL CORR |
|---|---|---|---|---|---|
| 0.3830E+02 | 0.5046E+03 | 0.2246E+02 | 0.1000E+41 | 0.5865E+00 | 0.1000E+51 |

STATISTICS ON LOG MONTHLY MEANS(ALL DAYS)

| OCT | NOV | DEC | JAN | FEB | MARCH | APRIL | MAY | JUNE | JULY | AUG | SEPT |
|---|---|---|---|---|---|---|---|---|---|---|---|
| BY ROWS(MEAN,VARIANCE,STANDARD DEVIATION, SKEWNESS, COEFF. OF VARIATION,PERCENTAGE OF AVERAGE FLOW) | | | | | | | | | | | |
| 0.7866E+00 | 0.9445E+00 | 0.1753E+01 | 0.1623E+01 | 0.1306E+01 | 0.1628E+01 | 0.1999E+01 | 0.1443E+01 | 0.1569E+01 | 0.1099E+01 | 0.9142E+00 | 0.7882E+00 |
| 0.1101E+01 | 0.1870E+01 | 0.1006E+00 | 0.9804E-01 | 0.1256E+00 | 0.1541E+00 | 0.1095E-01 | 0.3426E-02 | 0.3945E-01 | 0.1076E+00 | 0.6529E+00 | 0.9322E+00 |
| 0.1049E+01 | 0.1368E+01 | 0.3172E+00 | 0.3131E+00 | 0.3544E+00 | 0.3926E+00 | 0.1046E+00 | 0.5853E-01 | 0.1986E+00 | 0.3281E+00 | 0.8080E+00 | 0.9655E+00 |
| ***** | ***** | ***** | ***** | ***** | ***** | ***** | ***** | ***** | ***** | ***** | ***** |
| 0.1334E+01 | 0.1448E+01 | 0.1810E+00 | 0.1930E+00 | 0.2713E+00 | 0.2412E+00 | 0.5236E-01 | 0.4057E-01 | 0.1266E+00 | 0.2984E+00 | 0.8839E+00 | 0.1225E+01 |
| 0.4962E+01 | 0.5958E+01 | 0.1106E+02 | 0.1024E+02 | 0.8240E+01 | 0.1027E+02 | 0.1261E+02 | 0.9101E+01 | 0.9895E+01 | 0.6935E+01 | 0.5767E+01 | 0.4972E+01 |

STATISTICS ON LOG ANNUAL MEANS(ALL DAYS)

| MEAN | VARIANCE | STANDARD DEVIATION | SKEWNESS | COEFF. OF VARIATION | SERIAL CORR |
|---|---|---|---|---|---|
| 0.1542E+01 | 0.7346E-01 | 0.2710E+00 | 0.1000E+41 | 0.1757E+00 | 0.1000E+51 |

**ANNUAL PEAKS**

| | |
|---|---|
| 1971 | 1140 |
| 1972 | 379 |
| 1973 | 930 |

## 03335700 Big Pine Creek near Williamsport, Ind.

LOCATION.--Lat 40°19'03", long 87°17'26", in SW¼SE¼ sec.26, T.22 N., R.8 W., Warren County, on downstream side of county road bridge, 1.6 miles (2.6 km) north of city limits of Williamsport, and 2.5 miles (4.0 km) upstream from mouth.

DRAINAGE AREA.--323 $mi^2$ (837 $km^2$).

### DURATION TABLE OF DAILY DISCHARGE FOR YEAR ENDING SEPTEMBER 30

| CLASS | 0 | 1 | 2 | 3 | 4 | 5 | 6 | 7 | 8 | 9 | 10 | 11 | 12 | 13 | 14 | 15 | 16 | 17 | 18 | 19 | 20 | 21 | 22 | 23 | 24 | 25 | 26 | 27 | 28 | 29 | 30 | 31 | 32 | 33 | 34 |
|---|---|---|---|---|---|---|---|---|---|---|---|---|---|---|---|---|---|---|---|---|---|---|---|---|---|---|---|---|---|---|---|---|---|---|---|
| YEAR | NUMBER OF DAYS IN CLASS | | | | | | | | | | | | | | | | | | | | | | | | | | | | | | | | | | CFS_DAYS |
| 1956 | | | 2 | 4 | 5 | 12 | 13 | 17 | 8 | 10 | 24 | 19 | 22 | 41 | 37 | 23 | 31 | 30 | 15 | 9 | 13 | 15 | 5 | 3 | 3 | 4 | | 1 | | | | | | | 69290.8 |
| 1957 | | | 5 | 23 | 17 | 28 | 22 | 10 | 8 | 20 | 24 | 30 | 18 | 9 | 9 | 8 | 4 | 4 | 9 | 17 | 16 | 23 | 15 | 9 | 9 | 11 | 5 | 3 | 3 | 1 | 2 | 1 | 1 | | 1 | 110137.3 |
| 1958 | | | | | | | | | 14 | 11 | 12 | 5 | 12 | 24 | 64 | 55 | 30 | 32 | 17 | 20 | 16 | 10 | 12 | 8 | 6 | 2 | 2 | 2 | 3 | 1 | 2 | 3 | 2 | | 135397.0 |
| 1959 | | | 2 | 12 | 5 | 8 | 24 | 20 | 26 | 20 | 21 | 7 | 10 | 15 | 26 | 20 | 12 | 10 | 15 | 17 | 25 | 19 | 17 | 12 | 3 | 6 | 2 | 6 | 1 | 1 | 1 | | 1 | | 1 | 121888.8 |
| 1960 | | | | | | | 1 | 21 | 9 | 23 | 14 | 19 | 8 | 29 | 32 | 50 | 43 | 30 | 18 | 19 | 14 | 9 | 5 | 3 | 6 | 3 | 2 | 6 | 1 | 1 | | | | | | 94177.0 |
| 1961 | | | 16 | 2 | 1 | 4 | 41 | 41 | 39 | 20 | 19 | 11 | 8 | 10 | 23 | 21 | 17 | 14 | 15 | 10 | 10 | 5 | 7 | 10 | 6 | 2 | 9 | 3 | 1 | | | | | | | 80786.2 |
| 1962 | | | | | | 4 | 19 | 24 | 14 | 11 | 18 | 7 | 11 | 19 | 36 | 31 | 27 | 26 | 33 | 25 | 13 | 8 | 9 | 7 | 8 | 6 | 4 | 4 | 1 | | | | | | | 100355.0 |
| 1963 | | 1 | 16 | 10 | 25 | 50 | 71 | 35 | 22 | 19 | 7 | 12 | 17 | 9 | 9 | 8 | 11 | 7 | 9 | 7 | 7 | 2 | 4 | 2 | 1 | 1 | | | 1 | | | | 2 | | | | 43679.3 |
| 1964 | | 24 | 30 | 25 | 58 | 24 | 24 | 17 | 16 | 12 | 18 | 23 | 10 | 4 | 18 | 8 | 10 | 7 | 3 | 7 | 6 | 6 | 5 | 3 | 2 | 2 | 1 | 1 | | 1 | | 1 | | | | 45893.0 |
| 1965 | | 2 | 2 | 14 | 5 | 50 | 34 | 19 | 12 | 6 | 7 | 13 | 11 | 12 | 17 | 18 | 26 | 24 | 15 | 22 | 16 | 9 | 7 | 8 | 4 | 7 | 3 | 2 | | | | | | | | 78487.0 |
| 1966 | | 5 | 20 | 8 | 25 | 17 | 4 | 7 | 4 | 2 | 17 | 30 | 23 | 41 | 30 | 18 | 16 | 31 | 16 | 16 | 9 | 9 | 7 | 4 | 2 | 1 | 3 | | | | | | | | | 61623.3 |
| 1967 | | 10 | 11 | 6 | 22 | 32 | 23 | 11 | 17 | 10 | 11 | 14 | 9 | 20 | 11 | 12 | 16 | 16 | 24 | 17 | 19 | 26 | 7 | 7 | 6 | 2 | 2 | 1 | 2 | 1 | | | | | | 84829.2 |
| 1968 | | | | | 4 | 6 | 12 | 11 | 35 | 11 | 9 | 5 | 26 | 29 | 24 | 27 | 40 | 31 | 16 | 13 | 12 | 12 | 8 | 12 | 4 | 3 | 5 | 5 | 2 | 2 | | | | 1 | 1 | 117245.0 |
| 1969 | | | | | | 1 | 8 | 20 | 37 | 11 | 14 | 15 | 24 | 33 | 31 | 19 | 25 | 18 | 22 | 20 | 9 | 14 | 8 | 11 | 8 | 8 | 5 | 1 | 1 | | 2 | | | | | 104498.0 |
| 1970 | | | | | | | 5 | 13 | 14 | 13 | 27 | 24 | 21 | 32 | 39 | 26 | 24 | 28 | 23 | 17 | 16 | 8 | 8 | 8 | 9 | 1 | 4 | 2 | | 1 | 1 | 1 | | | | 98016.0 |
| 1971 | | | | | 5 | 16 | 17 | 6 | 10 | 13 | 12 | 27 | 31 | 32 | 42 | 33 | 35 | 21 | 17 | 12 | 4 | 8 | 10 | 1 | 5 | 4 | 2 | 1 | | 1 | | | | | | 74295.0 |
| 1972 | | | | | 7 | 53 | 12 | 6 | 7 | 15 | 19 | 23 | 25 | 33 | 26 | 29 | 21 | 26 | 11 | 14 | 7 | 9 | 8 | 4 | 5 | 2 | 1 | 3 | | | | | | | | 67640.0 |
| 1973 | | | | | | | | 17 | 9 | 6 | 7 | 7 | 12 | 6 | 13 | 27 | 32 | 21 | 33 | 42 | 36 | 33 | 15 | 15 | 16 | 6 | 5 | 2 | 3 | 1 | | 1 | | | | 153536.0 |

| CLASS | CFS | TOTAL | ACCUM | PERCT | CLASS | CFS | TOTAL | ACCUM | PERCT | CLASS | CFS | TOTAL | ACCUM | PERCT | CLASS | CFS | TOTAL | ACCUM | PERCT |
|---|---|---|---|---|---|---|---|---|---|---|---|---|---|---|---|---|---|---|---|
| 0 | 0.00 | 0 | 6575 | 100.0 | 9 | 37.00 | 237 | 4895 | 74.4 | 18 | 260.0 | 319 | 1690 | 25.7 | 27 | 1800 | 43 | 95 | 1.4 |
| 1 | 6.50 | 47 | 6575 | 100.0 | 10 | 46.00 | 286 | 4658 | 70.8 | 19 | 320.0 | 303 | 1371 | 20.9 | 28 | 2300 | 17 | 52 | .7 |
| 2 | 8.10 | 122 | 6528 | 99.3 | 11 | 57.00 | 279 | 4372 | 66.5 | 20 | 400.0 | 255 | 1068 | 16.2 | 29 | 2800 | 12 | 35 | .5 |
| 3 | 10.00 | 98 | 6406 | 97.4 | 12 | 71.00 | 289 | 4093 | 62.3 | 21 | 500.0 | 217 | 813 | 12.4 | 30 | 3500 | 7 | 23 | .3 |
| 4 | 12.00 | 190 | 6308 | 95.9 | 13 | 88.00 | 398 | 3804 | 57.9 | 22 | 620.0 | 151 | 596 | 9.1 | 31 | 4400 | 9 | 16 | .2 |
| 5 | 15.00 | 299 | 6118 | 93.0 | 14 | 110.00 | 486 | 3406 | 51.8 | 23 | 770.0 | 127 | 445 | 6.8 | 32 | 5400 | 4 | 7 | .1 |
| 6 | 19.00 | 318 | 5819 | 88.5 | 15 | 140.00 | 429 | 2920 | 44.4 | 24 | 960.0 | 105 | 318 | 4.8 | 33 | 6800 | 1 | 3 | .0 |
| 7 | 24.00 | 293 | 5501 | 83.7 | 16 | 170.00 | 420 | 2491 | 37.9 | 25 | 1200.0 | 65 | 213 | 3.2 | 34 | 8400 | 2 | 2 | .0 |
| 8 | 30.00 | 313 | 5208 | 79.2 | 17 | 210.00 | 381 | 2071 | 31.5 | 26 | 1500.0 | 53 | 148 | 2.3 | | | | | |

### LOWEST MEAN DISCHARGE, IN CFS, AND RANKING, FOR THE FOLLOWING NUMBER OF CONSECUTIVE DAYS IN YEAR ENDING MARCH 31

| YEAR | 1 | | 3 | | 7 | | 14 | | 30 | | 60 | | 90 | | 120 | | 183 | | ANNUAL | |
|---|---|---|---|---|---|---|---|---|---|---|---|---|---|---|---|---|---|---|---|---|
| 1957 | 7.00 | 2 | 7.77 | 3 | 7.77 | 3 | 8.55 | 4 | 9.82 | 4 | 12.80 | 4 | 14.00 | 4 | 13.90 | 2 | 22.90 | 2 | 82.80 | 2 |
| 1958 | 27.00 | 16 | 28.30 | 16 | 31.00 | 16 | 31.70 | 16 | 40.60 | 16 | 44.80 | 14 | 77.70 | 14 | 110.00 | 14 | 242.00 | 17 | 418.00 | 16 |
| 1959 | 33.00 | 17 | 33.30 | 17 | 33.90 | 17 | 34.40 | 17 | 36.60 | 14 | 42.00 | 13 | 61.90 | 12 | 92.30 | 12 | 172.00 | 15 | 443.00 | 17 |
| 1960 | 9.40 | 7 | 9.60 | 7 | 10.40 | 7 | 10.80 | 7 | 14.20 | 6 | 18.90 | 8 | 23.60 | 8 | 32.50 | 9 | 69.70 | 8 | 261.00 | 11 |
| 1961 | 9.20 | 6 | 9.20 | 6 | 9.24 | 5 | 9.38 | 5 | 19.70 | 9 | 23.70 | 9 | 31.40 | 9 | 29.90 | 8 | 31.80 | 4 | 205.00 | 6 |
| 1962 | 19.00 | 12 | 19.30 | 12 | 20.40 | 12 | 21.60 | 11 | 25.20 | 11 | 31.10 | 10 | 39.90 | 10 | 61.80 | 10 | 101.00 | 10 | 314.00 | 14 |
| 1963 | 13.00 | 8 | 13.70 | 8 | 14.00 | 8 | 14.00 | 8 | 16.60 | 8 | 16.80 | 7 | 18.20 | 6 | 19.90 | 6 | 26.90 | 3 | 172.00 | 4 |
| 1964 | 7.80 | 4 | 7.80 | 4 | 7.80 | 4 | 7.84 | 2 | 8.52 | 1 | 10.00 | 1 | 11.10 | 1 | 10.50 | 1 | 14.10 | 1 | 63.50 | 1 |
| 1965 | 7.60 | 3 | 7.60 | 2 | 7.73 | 2 | 8.26 | 3 | 9.45 | 2 | 10.70 | 3 | 13.00 | 3 | 14.80 | 4 | 35.80 | 6 | 179.00 | 5 |
| 1966 | 14.00 | 10 | 16.00 | 10 | 17.70 | 10 | 20.40 | 10 | 21.00 | 10 | 82.70 | 17 | 82.50 | 15 | 133.00 | 17 | 132.00 | 12 | 243.00 | 9 |
| 1967 | 6.50 | 1 | 6.50 | 1 | 7.00 | 1 | 7.39 | 1 | 9.47 | 3 | 10.10 | 2 | 11.70 | 2 | 14.20 | 3 | 35.50 | 5 | 217.00 | 7 |
| 1968 | 8.50 | 5 | 9.17 | 5 | 9.76 | 6 | 10.50 | 6 | 12.00 | 5 | 15.60 | 5 | 18.20 | 7 | 21.80 | 7 | 36.20 | 7 | 234.00 | 8 |
| 1969 | 26.00 | 15 | 26.70 | 15 | 27.10 | 15 | 28.70 | 14 | 29.70 | 13 | 33.80 | 11 | 47.30 | 11 | 62.90 | 11 | 131.00 | 11 | 303.00 | 12 |
| 1970 | 18.00 | 11 | 19.00 | 11 | 19.90 | 11 | 22.20 | 12 | 28.90 | 12 | 41.50 | 12 | 83.10 | 16 | 122.00 | 16 | 137.00 | 13 | 255.00 | 10 |
| 1971 | 21.00 | 13 | 21.30 | 13 | 23.00 | 13 | 29.50 | 15 | 38.90 | 15 | 74.40 | 16 | 75.90 | 13 | 105.00 | 13 | 143.00 | 14 | 311.00 | 13 |
| 1972 | 13.00 | 9 | 13.70 | 9 | 14.10 | 9 | 15.10 | 9 | 15.90 | 7 | 16.80 | 6 | 17.80 | 5 | 19.40 | 5 | 77.90 | 9 | 119.00 | 3 |
| 1973 | 21.00 | 14 | 22.70 | 14 | 23.10 | 14 | 28.00 | 13 | 44.80 | 17 | 68.00 | 15 | 89.40 | 17 | 115.00 | 15 | 174.00 | 16 | 396.00 | 15 |

### HIGHEST MEAN DISCHARGE, IN CFS, AND RANKING, FOR THE FOLLOWING NUMBER OF CONSECUTIVE DAYS IN YEAR ENDING SEPTEMBER 30

| YEAR | 1 | | 3 | | 7 | | 15 | | 30 | | 60 | | 90 | | 120 | | 183 | | ANNUAL | |
|---|---|---|---|---|---|---|---|---|---|---|---|---|---|---|---|---|---|---|---|---|
| 1956 | 1800.0 | 17 | 1150.0 | 18 | 730.0 | 18 | 708.0 | 18 | 630.0 | 17 | 440.0 | 17 | 353.0 | 16 | 335.0 | 13 | 259.0 | 16 | 189.0 | 14 |
| 1957 | 8400.0 | 2 | 4340.0 | 2 | 2340.0 | 6 | 1410.0 | 5 | 1270.0 | 2 | 1010.0 | 2 | 864.0 | 2 | 810.0 | 2 | 567.0 | 3 | 302.0 | 5 |
| 1958 | 5630.0 | 4 | 4340.0 | 3 | 3580.0 | 1 | 2100.0 | 1 | 1230.0 | 3 | 1150.0 | 1 | 838.0 | 3 | 665.0 | 4 | 493.0 | 5 | 371.0 | 2 |
| 1959 | 9150.0 | 1 | 4890.0 | 1 | 3060.0 | 2 | 1830.0 | 2 | 1310.0 | 1 | 965.0 | 3 | 921.0 | 1 | 844.0 | 1 | 614.0 | 2 | 334.0 | 3 |
| 1960 | 2800.0 | 12 | 2230.0 | 11 | 1690.0 | 10 | 991.0 | 12 | 806.0 | 10 | 504.0 | 13 | 489.0 | 11 | 434.0 | 11 | 400.0 | 10 | 257.0 | 9 |
| 1961 | 2390.0 | 14 | 2030.0 | 13 | 1570.0 | 11 | 1150.0 | 10 | 1010.0 | 5 | 804.0 | 5 | 658.0 | 4 | 539.0 | 7 | 410.0 | 9 | 221.0 | 11 |
| 1962 | 2760.0 | 13 | 2200.0 | 12 | 1510.0 | 13 | 987.0 | 13 | 822.0 | 9 | 709.0 | 7 | 615.0 | 7 | 519.0 | 8 | 432.0 | 7 | 275.0 | 7 |
| 1963 | 5320.0 | 5 | 4310.0 | 4 | 2340.0 | 7 | 1260.0 | 8 | 757.0 | 13 | 477.0 | 16 | 346.0 | 17 | 285.0 | 18 | 216.0 | 18 | 120.0 | 18 |
| 1964 | 4910.0 | 6 | 3350.0 | 9 | 2030.0 | 9 | 1170.0 | 9 | 794.0 | 11 | 482.0 | 15 | 380.0 | 14 | 335.0 | 14 | 237.0 | 17 | 125.0 | 17 |
| 1965 | 2000.0 | 16 | 1560.0 | 16 | 1130.0 | 15 | 759.0 | 17 | 728.0 | 15 | 547.0 | 11 | 456.0 | 12 | 414.0 | 12 | 345.0 | 12 | 215.0 | 12 |
| 1966 | 1580.0 | 18 | 1440.0 | 17 | 972.0 | 17 | 780.0 | 15 | 522.0 | 18 | 363.0 | 18 | 324.0 | 18 | 286.0 | 17 | 283.0 | 14 | 169.0 | 16 |
| 1967 | 2840.0 | 11 | 2310.0 | 10 | 1550.0 | 12 | 1030.0 | 11 | 746.0 | 14 | 637.0 | 9 | 545.0 | 9 | 504.0 | 10 | 424.0 | 8 | 232.0 | 10 |
| 1968 | 7050.0 | 3 | 3880.0 | 5 | 2830.0 | 3 | 1720.0 | 3 | 986.0 | 6 | 696.0 | 8 | 529.0 | 10 | 551.0 | 5 | 494.0 | 4 | 320.0 | 4 |
| 1969 | 4280.0 | 9 | 3610.0 | 7 | 2260.0 | 8 | 1410.0 | 6 | 935.0 | 8 | 577.0 | 10 | 560.0 | 8 | 540.0 | 6 | 486.0 | 6 | 286.0 | 6 |
| 1970 | 4890.0 | 7 | 3830.0 | 6 | 2590.0 | 4 | 1600.0 | 4 | 1200.0 | 4 | 843.0 | 4 | 635.0 | 6 | 514.0 | 9 | 386.0 | 11 | 269.0 | 8 |
| 1971 | 3110.0 | 10 | 1810.0 | 15 | 1110.0 | 16 | 776.0 | 16 | 630.0 | 16 | 514.0 | 12 | 375.0 | 15 | 318.0 | 16 | 286.0 | 13 | 204.0 | 13 |
| 1972 | 2270.0 | 15 | 1970.0 | 14 | 1440.0 | 14 | 973.0 | 14 | 777.0 | 12 | 491.0 | 14 | 396.0 | 13 | 329.0 | 15 | 272.0 | 15 | 185.0 | 15 |
| 1973 | 4580.0 | 8 | 3550.0 | 8 | 2350.0 | 5 | 1380.0 | 7 | 959.0 | 7 | 783.0 | 6 | 654.0 | 5 | 686.0 | 3 | 631.0 | 1 | 421.0 | 1 |

STATISTICS ON NORMAL MONTHLY MEANS(ALL DAYS)

| OCT | NOV | DEC | JAN | FEB | MARCH | APRIL | MAY | JUNE | JULY | AUG | SEPT |
|---|---|---|---|---|---|---|---|---|---|---|---|
| BY ROWS(MEAN,VARIANCE,STANDARD DEVIATION, SKEWNESS, COEFF. OF VARIATION,PERCENTAGE OF AVERAGE FLOW) | | | | | | | | | | | |
| 0.7432E+02 | 0.1348E+03 | 0.2437E+03 | 0.2665E+03 | 0.3513E+03 | 0.4049E+03 | 0.5534E+03 | 0.3354E+03 | 0.2719E+03 | 0.2197E+03 | 0.8910E+02 | 0.6765E+02 |
| 0.5178E+04 | 0.2293E+05 | 0.5230E+05 | 0.4570E+05 | 0.1013E+06 | 0.5740E+05 | 0.8659E+05 | 0.4019E+05 | 0.7571E+05 | 0.4591E+05 | 0.1338E+05 | 0.8550E+04 |
| 0.7860E+02 | 0.1514E+03 | 0.2287E+03 | 0.2138E+03 | 0.3183E+03 | 0.2396E+03 | 0.2943E+03 | 0.2005E+03 | 0.2752E+03 | 0.2143E+03 | 0.1157E+03 | 0.9247E+02 |
| 0.1270E+01 | 0.2133E+01 | 0.1126E+01 | 0.7403E+00 | 0.1275E+01 | 0.2409E+00 | -0.5998E-01 | 0.1035E+01 | 0.2764E+01 | 0.2063E+01 | 0.2317E+01 | 0.2089E+01 |
| 0.1058E+01 | 0.1123E+01 | 0.9383E+00 | 0.8022E+00 | 0.9059E+00 | 0.5917E+00 | 0.5317E+00 | 0.5977E+00 | 0.1012E+01 | 0.9752E+00 | 0.1298E+01 | 0.1367E+01 |
| 0.2467E+01 | 0.4474E+01 | 0.8090E+01 | 0.8846E+01 | 0.1166E+02 | 0.1344E+02 | 0.1837E+02 | 0.1113E+02 | 0.9026E+01 | 0.7292E+01 | 0.2958E+01 | 0.2246E+01 |

STATISTICS ON NORMAL ANNUAL MEANS(ALL DAYS)

| MEAN | VARIANCE | STANDARD DEVIATION | SKEWNESS | COEFF. OF VARIATION | SERIAL CORR |
|---|---|---|---|---|---|
| 0.2502E+03 | 0.7063E+04 | 0.8404E+02 | 0.3256E+00 | 0.3358E+00 | 0.2816E+00 |

STATISTICS ON LOG MONTHLY MEANS(ALL DAYS)

| OCT | NOV | DEC | JAN | FEB | MARCH | APRIL | MAY | JUNE | JULY | AUG | SEPT |
|---|---|---|---|---|---|---|---|---|---|---|---|
| BY ROWS(MEAN,VARIANCE,STANDARD DEVIATION, SKEWNESS, COEFF. OF VARIATION,PERCENTAGE OF AVERAGE FLOW) | | | | | | | | | | | |
| 0.1646E+01 | 0.1889E+01 | 0.2127E+01 | 0.2222E+01 | 0.2330E+01 | 0.2522E+01 | 0.2663E+01 | 0.2452E+01 | 0.2308E+01 | 0.2167E+01 | 0.1718E+01 | 0.1556E+01 |
| 0.2093E+00 | 0.2427E+00 | 0.3385E+00 | 0.2638E+00 | 0.2623E+00 | 0.8743E-01 | 0.8870E-01 | 0.7135E-01 | 0.9580E-01 | 0.1781E+00 | 0.1842E+00 | 0.2239E+00 |
| 0.4575E+00 | 0.4926E+00 | 0.5818E+00 | 0.5136E+00 | 0.5122E+00 | 0.2957E+00 | 0.2978E+00 | 0.2671E+00 | 0.3095E+00 | 0.4220E+00 | 0.4292E+00 | 0.4732E+00 |
| 0.3789E+00 | 0.4268E-02 | -0.7462E+00 | -0.8745E+00 | -0.7148E+00 | -0.2708E+00 | -0.7925E+00 | -0.9418E-01 | 0.1107E+01 | -0.2532E+00 | 0.8306E+00 | 0.7448E+00 |
| 0.2780E+00 | 0.2608E+00 | 0.2736E+00 | 0.2311E+00 | 0.2199E+00 | 0.1173E+00 | 0.1118E+00 | 0.1089E+00 | 0.1341E+00 | 0.1948E+00 | 0.2498E+00 | 0.3042E+00 |
| 0.6429E+01 | 0.7378E+01 | 0.8308E+01 | 0.8681E+01 | 0.9100E+01 | 0.9851E+01 | 0.1040E+02 | 0.9578E+01 | 0.9017E+01 | 0.8463E+01 | 0.6713E+01 | 0.6076E+01 |

STATISTICS ON LOG ANNUAL MEANS(ALL DAYS)

| MEAN | VARIANCE | STANDARD DEVIATION | SKEWNESS | COEFF. OF VARIATION | SERIAL CORR |
|---|---|---|---|---|---|
| 0.2374E+01 | 0.2396E-01 | 0.1548E+00 | -0.4459E+00 | 0.6520E-01 | 0.3289E+00 |

**ANNUAL PEAKS**

| | |
|---|---|
| 1956 | 1800 |
| 1957 | 9260 |
| 1958 | 7580 |
| 1959 | 12600 |
| 1960 | 3940 |
| 1961 | 2520 |
| 1962 | 3290 |
| 1963 | 7440 |
| 1964 | 7980 |
| 1965 | 5800 |
| 1966 | 2130 |
| 1967 | 3510 |
| 1968 | 8230 |
| 1969 | 5670 |
| 1970 | 5600 |
| 1971 | 4850 |
| 1972 | 2710 |
| 1973 | 4910 |

## 03336000 Wabash River at Covington, Ind.

LOCATION.--Lat 40°08'24", long 87°24'20", in NE¼NW¼ sec.35, T.20 N., R.9 W., on Fountain-Warren county line, near center of span on downstream side of bridge on U.S. Highway 136 at Covington, 2.9 miles (4.7 km) downstream from Oppossum Run, 3.6 miles (5.8 km) upstream from Spring Creek, and at mile 271.1 (436.2 km).

DRAINAGE AREA.--8,218 mi² (21,285 km²).

REMARKS.--Natural flow of stream affected by reservoirs.

DURATION TABLE OF DAILY DISCHARGE FOR YEAR ENDING SEPTEMBER 30

| CLASS | 0 | 1 | 2 | 3 | 4 | 5 | 6 | 7 | 8 | 9 | 10 | 11 | 12 | 13 | 14 | 15 | 16 | 17 | 18 | 19 | 20 | 21 | 22 | 23 | 24 | 25 | 26 | 27 | 28 | 29 | 30 | 31 | 32 | 33 | 34 |
|---|---|---|---|---|---|---|---|---|---|---|---|---|---|---|---|---|---|---|---|---|---|---|---|---|---|---|---|---|---|---|---|---|---|---|---|
| YEAR | NUMBER OF DAYS IN CLASS | | | | | | | | | | | | | | | | | | | | | | | | | | | | | | | | | | CFS_DAYS |
| 1940 | | | 8 | 36 | 46 | 22 | 31 | 40 | 14 | 8 | 11 | 12 | 25 | 32 | 32 | 6 | 6 | 6 | 5 | 8 | 8 | 4 | 3 | 1 | 2 | | | | | | | | | | 1218428.0 |
| 1941 | | 36 | 23 | 9 | 12 | 9 | 56 | 27 | 60 | 49 | 40 | 12 | 6 | 11 | 5 | 4 | 1 | 1 | 1 | 1 | 2 | | | | | | | | | | | | | | 679678.0 |
| 1942 | | 3 | 1 | | 5 | 5 | 10 | 12 | 53 | 28 | 35 | 29 | 34 | 27 | 20 | 16 | 13 | 9 | 11 | 7 | 8 | 3 | 7 | 7 | 9 | 7 | 4 | 2 | | | | | | | 2231006.0 |
| 1943 | | | | | | | | | 8 | 10 | 19 | 26 | 19 | 38 | 46 | 36 | 31 | 25 | 32 | 20 | 11 | 4 | 8 | 3 | 5 | 8 | 1 | 3 | 3 | 3 | 1 | 1 | 1 | 1 | 2 | 3704450.0 |
| 1944 | | | | 5 | 21 | 24 | 45 | 47 | 48 | 26 | 11 | 8 | 7 | 8 | 6 | 12 | 5 | 10 | 10 | 23 | 19 | 4 | 4 | 6 | 5 | 1 | 3 | 3 | 2 | 1 | 2 | | | | | 2197001.0 |
| 1945 | | | | 10 | 35 | 30 | 46 | 14 | 20 | 11 | 10 | 12 | 11 | 11 | 25 | 24 | 26 | 16 | 10 | 14 | 12 | 4 | 7 | 5 | 2 | 3 | 3 | 4 | | | | | | | | 2045894.0 |
| 1946 | | | | 1 | 16 | 12 | 19 | 7 | 20 | 6 | 12 | 25 | 30 | 45 | 34 | 16 | 17 | 11 | 12 | 23 | 19 | 7 | 5 | 14 | 7 | 6 | 1 | | | | | | | | | 2476110.0 |
| 1947 | | | | 13 | 4 | 1 | 7 | 9 | 41 | 27 | 56 | 28 | 13 | 16 | 24 | 14 | 16 | 7 | 17 | 18 | 16 | 3 | 9 | 8 | 7 | 4 | 6 | 1 | | | | | | | | 2380930.0 |
| 1948 | | | | | | 3 | 20 | 16 | 22 | 26 | 59 | 26 | 23 | 12 | 25 | 23 | 21 | 14 | 6 | 10 | 11 | 3 | 5 | 14 | 13 | 7 | 6 | 1 | | | | | | | | 2592370.0 |
| 1949 | | | | | | | 18 | 46 | 9 | 11 | 11 | 19 | 15 | 26 | 37 | 25 | 29 | 18 | 18 | 12 | 13 | 6 | 7 | 8 | 15 | 5 | 5 | 5 | 5 | 2 | | | | | | 3225430.0 |
| 1950 | | | | | | | 3 | | 1 | 15 | 25 | 33 | 19 | 22 | 27 | 17 | 16 | 14 | 9 | 17 | 17 | 19 | 26 | 16 | 15 | 11 | 9 | 7 | 9 | 13 | 2 | 3 | | | | 5468190.0 |
| 1951 | | | | | | | | | 5 | 20 | 9 | 28 | 22 | 15 | 23 | 37 | 32 | 24 | 14 | 21 | 24 | 15 | 12 | 13 | 15 | 14 | 9 | 6 | 2 | 3 | 2 | | | | | 3597720.0 |
| 1952 | | | | | | | 2 | 11 | 25 | 17 | 15 | 24 | 15 | 25 | 21 | 12 | 21 | 32 | 26 | 25 | 18 | 6 | 13 | 14 | 16 | 12 | 11 | 5 | | | | | | | | 3758440.0 |
| 1953 | | | | | | 1 | 25 | 18 | 31 | 21 | 13 | 20 | 20 | 19 | 32 | 41 | 28 | 16 | 18 | 14 | 15 | 8 | 4 | 9 | 3 | 7 | 2 | | | | | | | | | 2000970.0 |
| 1954 | | | | | | 28 | 35 | 93 | 19 | 19 | 25 | 33 | 18 | 18 | 10 | 19 | 18 | 13 | 5 | 5 | 5 | 1 | 1 | | | | | | | | | | | | | 976140.0 |
| 1955 | | | | | | 10 | 11 | 15 | 13 | 12 | 18 | 35 | 28 | 25 | 22 | 38 | 19 | 19 | 25 | 17 | 14 | 16 | 10 | 5 | 2 | 5 | 5 | 1 | | | | | | | | 2232060.0 |
| 1956 | | | | | | 11 | 10 | 12 | 13 | 14 | 22 | 28 | 29 | 33 | 19 | 18 | 18 | 23 | 31 | 17 | 16 | 22 | 6 | 14 | 6 | 2 | 2 | | | | | | | | | 2272300.0 |
| 1957 | | | | | 15 | 42 | 5 | 9 | 9 | 24 | 20 | 24 | 22 | 23 | 16 | 24 | 11 | 13 | 10 | 6 | 15 | 17 | 10 | 11 | 12 | 10 | 5 | 6 | 3 | 3 | | | | | | 2762150.0 |
| 1958 | | | | | | | | | | 10 | 7 | 30 | 23 | 20 | 45 | 48 | 32 | 35 | 24 | 17 | 7 | 13 | 5 | 10 | 7 | 10 | 5 | 5 | 2 | 2 | 1 | 1 | 2 | 3 | 1 | 3615660.0 |
| 1959 | | | | | | | 8 | 8 | 19 | 16 | 34 | 33 | 29 | 22 | 23 | 13 | 10 | 15 | 11 | 15 | 15 | 31 | 12 | 12 | 6 | 11 | 6 | 3 | 2 | 2 | 3 | 3 | 2 | 1 | | 3488620.0 |
| 1960 | | | | | | | | | 3 | 26 | 22 | 19 | 18 | 15 | 43 | 49 | 22 | 45 | 32 | 15 | 18 | 8 | 6 | 8 | 6 | 3 | 2 | 4 | 2 | | | | | | | 2537790.0 |
| 1961 | | | 1 | | 1 | 5 | 37 | 57 | 36 | 20 | 23 | 23 | 11 | 21 | 20 | 12 | 15 | 8 | 7 | 9 | 13 | 5 | 8 | 4 | 9 | 9 | 5 | 1 | 2 | 3 | | | | | | 2503850.0 |
| 1962 | | | | | | | 3 | 12 | 26 | 6 | 28 | 25 | 28 | 45 | 25 | 22 | 30 | 31 | 13 | 14 | 16 | 5 | 6 | 11 | 4 | 3 | 6 | 5 | 1 | | | | | | | 2799590.0 |
| 1963 | | | | | 22 | 22 | 60 | 67 | 46 | 23 | 14 | 23 | 13 | 9 | 6 | 6 | 9 | 13 | 4 | 9 | 5 | 4 | 1 | | 2 | 1 | | 3 | 1 | 2 | | | | | | 1413660.0 |
| 1964 | | | | 10 | 44 | 62 | 36 | 35 | 11 | 9 | 26 | 18 | 11 | 5 | 13 | 9 | 12 | 7 | 9 | 6 | 4 | 8 | 8 | 5 | 6 | 5 | 1 | 2 | | 1 | 3 | | | | | 1649045.0 |
| 1965 | | | | 13 | 25 | 8 | 9 | 25 | 36 | 23 | 19 | 22 | 15 | 22 | 12 | 22 | 12 | 17 | 15 | 7 | 16 | 11 | 8 | 4 | 6 | 11 | 4 | 3 | | | | | | | | 2071125.0 |
| 1966 | | | 2 | 7 | 10 | 30 | 26 | 11 | 38 | 42 | 38 | 32 | 18 | 19 | 23 | 11 | 18 | 11 | 7 | 10 | 10 | 2 | | | | | | | | | | | | | | 1306620.0 |
| 1967 | | | | | 34 | 18 | 15 | 25 | 25 | 13 | 13 | 14 | 15 | 20 | 22 | 19 | 16 | 16 | 6 | 8 | 12 | 11 | 17 | 24 | 11 | 5 | 1 | 3 | 2 | | | | | | | 2871245.0 |
| 1968 | | | | | | | | 16 | 21 | 23 | 26 | 17 | 17 | 34 | 37 | 23 | 20 | 15 | 10 | 14 | 23 | 18 | 10 | 10 | 13 | 2 | 6 | 3 | 6 | 2 | | | | | | 3416760.0 |
| 1969 | | | | | | | | 10 | 12 | 10 | 29 | 14 | 15 | 33 | 45 | 33 | 26 | 25 | 20 | 19 | 21 | 10 | 10 | 10 | 11 | 5 | 1 | 1 | 2 | 1 | 2 | | | | | 3186460.0 |
| 1970 | | | | | | | | | 19 | 17 | 32 | 18 | 29 | 27 | 46 | 30 | 26 | 24 | 7 | 12 | 20 | 15 | 10 | 16 | 7 | 5 | 3 | 2 | | | | | | | | 2932300.0 |
| 1971 | | | | | | | 15 | 12 | 16 | 13 | 41 | 29 | 30 | 39 | 50 | 26 | 19 | 20 | 6 | 9 | 13 | 4 | 4 | 5 | 12 | 2 | | | | | | | | | | 2147540.0 |
| 1972 | | | | | | | | | 4 | 11 | 56 | 44 | 30 | 28 | 28 | 13 | 21 | 21 | 17 | 16 | 26 | 15 | 5 | 15 | 10 | 2 | 2 | 2 | | | | | | | | 2849990.0 |
| 1973 | | | | | | | | | | 5 | 26 | 12 | 7 | 8 | 19 | 21 | 28 | 23 | 14 | 22 | 45 | 39 | 34 | 26 | 24 | 9 | 2 | 1 | | | | | | | | 4552050.0 |

| CLASS | CFS | TOTAL | ACCUM | PERCT | CLASS | CFS | TOTAL | ACCUM | PERCT | CLASS | CFS | TOTAL | ACCUM | PERCT | CLASS | CFS | TOTAL | ACCUM | PERCT |
|---|---|---|---|---|---|---|---|---|---|---|---|---|---|---|---|---|---|---|---|
| 0 | 0.00 | 0 | 12419 | 100.0 | 9 | 1900.00 | 632 | 9485 | 76.4 | 18 | 8800.0 | 408 | 2935 | 23.6 | 27 | 40000 | 63 | 171 | 1.3 |
| 1 | 487.00 | 39 | 12419 | 100.0 | 10 | 2200.00 | 920 | 8853 | 71.3 | 19 | 10000.0 | 469 | 2527 | 20.3 | 28 | 48000 | 44 | 108 | .8 |
| 2 | 580.00 | 58 | 12380 | 99.7 | 11 | 2700.00 | 740 | 7933 | 63.9 | 20 | 12000.0 | 508 | 2058 | 16.6 | 29 | 57000 | 36 | 64 | .5 |
| 3 | 680.00 | 165 | 12322 | 99.2 | 12 | 3200.00 | 647 | 7193 | 57.9 | 21 | 15000.0 | 273 | 1550 | 12.5 | 30 | 67000 | 11 | 28 | .2 |
| 4 | 810.00 | 368 | 12157 | 97.9 | 13 | 3700.00 | 814 | 6546 | 52.7 | 22 | 17000.0 | 290 | 1277 | 10.3 | 31 | 80000 | 8 | 17 | .1 |
| 5 | 960.00 | 320 | 11789 | 94.9 | 14 | 4400.00 | 941 | 5732 | 46.2 | 23 | 20000.0 | 286 | 987 | 7.9 | 32 | 95000 | 5 | 9 | .0 |
| 6 | 1100.00 | 628 | 11469 | 92.4 | 15 | 5300.00 | 635 | 4791 | 38.6 | 24 | 24000.0 | 277 | 701 | 5.6 | 33 | 110000 | 2 | 4 | .0 |
| 7 | 1400.00 | 598 | 10841 | 87.3 | 16 | 6200.00 | 657 | 4156 | 33.5 | 25 | 29000.0 | 148 | 424 | 3.4 | 34 | 130000 | 2 | 2 | .0 |
| 8 | 1600.00 | 758 | 10243 | 82.5 | 17 | 7400.00 | 564 | 3499 | 28.2 | 26 | 34000.0 | 105 | 276 | 2.2 | | | | | |

LOWEST MEAN DISCHARGE, IN CFS, AND RANKING, FOR THE FOLLOWING NUMBER OF CONSECUTIVE DAYS IN YEAR ENDING MARCH 31

| YEAR | 1 | | 3 | | 7 | | 14 | | 30 | | 60 | | 90 | | 120 | | 183 | | ANNUAL | |
|---|---|---|---|---|---|---|---|---|---|---|---|---|---|---|---|---|---|---|---|---|
| 1941 | 660.00 | 4 | 672.00 | 3 | 673.00 | 3 | 679.00 | 2 | 765.00 | 3 | 775.00 | 2 | 853.00 | 4 | 964.00 | 4 | 1290.00 | 4 | 2830.00 | 1 |
| 1942 | 487.00 | 1 | 491.00 | 1 | 497.00 | 1 | 503.00 | 1 | 541.00 | 1 | 578.00 | 1 | 749.00 | 1 | 918.00 | 3 | 1330.00 | 5 | 4290.00 | 6 |
| 1943 | 1520.00 | 27 | 1630.00 | 29 | 1690.00 | 29 | 1900.00 | 29 | 2310.00 | 31 | 2490.00 | 26 | 2830.00 | 26 | 3500.00 | 26 | 3790.00 | 22 | 6720.00 | 16 |
| 1944 | 800.00 | 10 | 900.00 | 11 | 1110.00 | 16 | 1280.00 | 17 | 1380.00 | 15 | 1440.00 | 13 | 1580.00 | 13 | 1920.00 | 13 | 2270.00 | 13 | 8100.00 | 21 |
| 1945 | 700.00 | 7 | 700.00 | 6 | 743.00 | 6 | 844.00 | 8 | 894.00 | 7 | 969.00 | 7 | 1030.00 | 8 | 1070.00 | 8 | 1070.00 | 2 | 5700.00 | 12 |
| 1946 | 1430.00 | 25 | 1500.00 | 25 | 1570.00 | 26 | 1630.00 | 25 | 2120.00 | 28 | 3090.00 | 30 | 3390.00 | 30 | 4850.00 | 32 | 4570.00 | 27 | 8700.00 | 24 |
| 1947 | 770.00 | 9 | 770.00 | 8 | 774.00 | 7 | 788.00 | 6 | 843.00 | 6 | 998.00 | 9 | 1140.00 | 9 | 1360.00 | 9 | 1760.00 | 11 | 4170.00 | 5 |
| 1948 | 1300.00 | 21 | 1320.00 | 20 | 1340.00 | 20 | 1420.00 | 20 | 1710.00 | 23 | 2000.00 | 22 | 2110.00 | 18 | 2150.00 | 15 | 2520.00 | 15 | 7890.00 | 20 |
| 1949 | 1040.00 | 17 | 1050.00 | 17 | 1130.00 | 17 | 1240.00 | 16 | 1410.00 | 17 | 1470.00 | 14 | 1690.00 | 14 | 2170.00 | 17 | 3050.00 | 19 | 9910.00 | 28 |
| 1950 | 1230.00 | 20 | 1240.00 | 19 | 1270.00 | 19 | 1320.00 | 18 | 1610.00 | 22 | 1720.00 | 19 | 2440.00 | 22 | 3020.00 | 22 | 3740.00 | 21 | 12400.00 | 32 |
| 1951 | 2070.00 | 33 | 2120.00 | 33 | 2280.00 | 33 | 2370.00 | 33 | 2830.00 | 33 | 4380.00 | 33 | 4750.00 | 33 | 4600.00 | 30 | 5740.00 | 30 | 11400.00 | 30 |
| 1952 | 1180.00 | 19 | 1330.00 | 21 | 1430.00 | 23 | 1480.00 | 23 | 1560.00 | 21 | 1720.00 | 20 | 2220.00 | 20 | 2830.00 | 21 | 4320.00 | 26 | 9620.00 | 26 |
| 1953 | 1350.00 | 22 | 1370.00 | 23 | 1380.00 | 21 | 1450.00 | 21 | 1500.00 | 19 | 1690.00 | 18 | 1940.00 | 17 | 2170.00 | 18 | 2670.00 | 16 | 7330.00 | 18 |
| 1954 | 840.00 | 11 | 863.00 | 10 | 871.00 | 9 | 891.00 | 9 | 901.00 | 8 | 978.00 | 8 | 1020.00 | 7 | 1060.00 | 7 | 1260.00 | 3 | 3380.00 | 3 |
| 1955 | 990.00 | 15 | 997.00 | 15 | 1000.00 | 14 | 1040.00 | 12 | 1380.00 | 16 | 1560.00 | 16 | 1720.00 | 15 | 2020.00 | 14 | 2780.00 | 17 | 5600.00 | 10 |

LOWEST MEAN DISCHARGE, IN CFS, AND RANKING, FOR THE FOLLOWING NUMBER OF CONSECUTIVE DAYS IN YEAR ENDING MARCH 31

| | 1 | 3 | 7 | 14 | 30 | 60 | 90 | 120 | 183 | ANNUAL |
|---|---|---|---|---|---|---|---|---|---|---|
| 1956 | 900.00 13 | 903.00 12 | 910.00 10 | 947.00 10 | 1070.00 10 | 1480.00 15 | 2730.00 24 | 3360.00 23 | 3960.00 23 | 5980.00 14 |
| 1957 | 750.00 8 | 763.00 7 | 780.00 8 | 796.00 7 | 814.00 5 | 839.00 5 | 905.00 5 | 1050.00 5 | 1480.00 7 | 4010.00 4 |
| 1958 | 1590.00 29 | 1620.00 28 | 1650.00 28 | 1700.00 26 | 1890.00 25 | 2310.00 24 | 2880.00 27 | 3760.00 28 | 6830.00 32 | 9930.00 29 |
| 1959 | 1910.00 32 | 1980.00 32 | 2020.00 32 | 2050.00 30 | 2110.00 27 | 2660.00 28 | 3330.00 29 | 3960.00 29 | 5380.00 29 | 11900.00 31 |
| 1960 | 1040.00 16 | 1040.00 16 | 1050.00 15 | 1170.00 14 | 1320.00 13 | 1590.00 17 | 1920.00 16 | 2160.00 16 | 3040.00 18 | 7270.00 17 |
| 1961 | 670.00 5 | 850.00 9 | 996.00 12 | 1180.00 15 | 1330.00 14 | 1330.00 11 | 1450.00 12 | 1470.00 11 | 1650.00 9 | 5660.00 11 |
| 1962 | 1650.00 30 | 1650.00 30 | 1880.00 30 | 2120.00 31 | 2240.00 30 | 2650.00 27 | 2820.00 25 | 3530.00 27 | 4220.00 25 | 9760.00 27 |
| 1963 | 900.00 14 | 967.00 14 | 1000.00 13 | 1040.00 11 | 1130.00 11 | 1190.00 10 | 1280.00 10 | 1390.00 10 | 1520.00 8 | 4780.00 7 |
| 1964 | 675.00 6 | 675.00 4 | 700.00 4 | 703.00 4 | 773.00 4 | 829.00 4 | 846.00 3 | 846.00 1 | 1050.00 1 | 2860.00 2 |
| 1965 | 630.00 2 | 630.00 2 | 643.00 2 | 688.00 3 | 720.00 2 | 785.00 3 | 828.00 2 | 902.00 2 | 1330.00 6 | 5750.00 13 |
| 1966 | 1350.00 23 | 1350.00 22 | 1420.00 22 | 1460.00 22 | 1510.00 20 | 2010.00 23 | 2140.00 19 | 2240.00 19 | 2370.00 14 | 5150.00 9 |
| 1967 | 660.00 3 | 677.00 5 | 723.00 5 | 774.00 5 | 906.00 9 | 920.00 6 | 966.00 6 | 1060.00 6 | 1660.00 10 | 6620.00 15 |
| 1968 | 870.00 12 | 913.00 13 | 974.00 11 | 1090.00 13 | 1150.00 12 | 1370.00 12 | 1440.00 11 | 1570.00 12 | 2010.00 12 | 8350.00 23 |
| 1969 | 1550.00 28 | 1570.00 27 | 1620.00 27 | 1720.00 27 | 2130.00 29 | 2420.00 25 | 2700.00 23 | 3390.00 24 | 4680.00 28 | 8770.00 25 |
| 1970 | 1500.00 26 | 1520.00 26 | 1560.00 25 | 1600.00 24 | 1870.00 24 | 3330.00 32 | 4160.00 32 | 5060.00 33 | 5750.00 31 | 7590.00 19 |
| 1971 | 1400.00 24 | 1430.00 24 | 1540.00 24 | 1760.00 28 | 2090.00 26 | 3050.00 29 | 3100.00 28 | 3460.00 25 | 3960.00 24 | 8140.00 22 |
| 1972 | 1100.00 18 | 1100.00 18 | 1210.00 18 | 1370.00 19 | 1460.00 18 | 1920.00 21 | 2390.00 21 | 2550.00 20 | 3210.00 20 | 5100.00 8 |
| 1973 | 1650.00 31 | 1760.00 31 | 1910.00 31 | 2350.00 32 | 2580.00 32 | 3170.00 31 | 3640.00 31 | 4610.00 31 | 7430.00 33 | 12700.00 33 |

HIGHEST MEAN DISCHARGE, IN CFS, AND RANKING, FOR THE FOLLOWING NUMBER OF CONSECUTIVE DAYS IN YEAR ENDING SEPTEMBER 30

| YEAR | 1 | 3 | 7 | 15 | 30 | 60 | 90 | 120 | 183 | ANNUAL |
|---|---|---|---|---|---|---|---|---|---|---|
| 1940 | 28800.0 31 | 25400.0 31 | 18800.0 31 | 13100.0 31 | 11300.0 31 | 8810.0 31 | 7850.0 31 | 7140.0 31 | 5560.0 31 | 3330.0 32 |
| 1941 | 12600.0 34 | 11900.0 34 | 9350.0 34 | 6180.0 34 | 4210.0 34 | 3040.0 34 | 3160.0 34 | 2850.0 34 | 2530.0 34 | 1860.0 34 |
| 1942 | 42600.0 19 | 40400.0 19 | 33300.0 21 | 25000.0 23 | 17900.0 24 | 16400.0 22 | 15200.0 19 | 12400.0 20 | 9720.0 22 | 6110.0 23 |
| 1943 | 143000.0 1 | 133000.0 1 | 103000.0 1 | 75500.0 1 | 46300.0 2 | 27000.0 3 | 21600.0 3 | 18100.0 4 | 15300.0 5 | 10100.0 4 |
| 1944 | 70400.0 5 | 67100.0 5 | 54700.0 5 | 41800.0 5 | 29500.0 9 | 21000.0 8 | 17700.0 11 | 14900.0 13 | 10400.0 19 | 6000.0 24 |
| 1945 | 45400.0 16 | 42900.0 16 | 34800.0 20 | 22500.0 26 | 15700.0 29 | 14400.0 24 | 13100.0 22 | 12200.0 21 | 9620.0 23 | 5610.0 27 |
| 1946 | 36000.0 26 | 31100.0 27 | 26100.0 28 | 23100.0 25 | 15400.0 30 | 12800.0 27 | 13000.0 23 | 11100.0 23 | 9940.0 20 | 6780.0 19 |
| 1947 | 40100.0 24 | 38700.0 23 | 36200.0 17 | 26300.0 20 | 19500.0 23 | 18700.0 17 | 15900.0 16 | 13100.0 18 | 10800.0 18 | 6520.0 20 |
| 1948 | 41200.0 22 | 39100.0 22 | 37800.0 15 | 30900.0 15 | 28000.0 10 | 20300.0 12 | 17500.0 13 | 14700.0 15 | 11600.0 14 | 7080.0 16 |
| 1949 | 61100.0 9 | 57500.0 10 | 45700.0 13 | 40900.0 6 | 32900.0 5 | 27200.0 2 | 21300.0 4 | 18100.0 5 | 14200.0 8 | 8840.0 9 |
| 1950 | 91500.0 4 | 85000.0 4 | 70200.0 4 | 66000.0 2 | 52000.0 1 | 40700.0 1 | 33600.0 1 | 32400.0 1 | 24700.0 1 | 15000.0 1 |
| 1951 | 58400.0 12 | 57000.0 11 | 50400.0 9 | 37600.0 10 | 25900.0 12 | 20600.0 10 | 18000.0 10 | 16700.0 8 | 15200.0 6 | 9860.0 6 |
| 1952 | 43400.0 18 | 41100.0 18 | 32300.0 25 | 30600.0 16 | 25400.0 13 | 19700.0 15 | 19100.0 6 | 18800.0 3 | 16800.0 3 | 10300.0 3 |
| 1953 | 30400.0 29 | 28500.0 29 | 24300.0 29 | 21300.0 28 | 17400.0 25 | 13400.0 26 | 11300.0 26 | 10100.0 28 | 8600.0 26 | 5480.0 28 |
| 1954 | 15400.0 33 | 14000.0 33 | 11500.0 33 | 9370.0 33 | 7540.0 33 | 5980.0 33 | 5700.0 33 | 5000.0 33 | 4050.0 33 | 2670.0 33 |
| 1955 | 35300.0 27 | 33400.0 26 | 29200.0 26 | 21600.0 27 | 16300.0 28 | 12300.0 29 | 11300.0 27 | 10600.0 26 | 8860.0 25 | 6120.0 22 |
| 1956 | 29600.0 30 | 28300.0 30 | 23200.0 30 | 19900.0 30 | 16900.0 26 | 12700.0 28 | 10700.0 29 | 10600.0 27 | 8490.0 27 | 6210.0 21 |
| 1957 | 54800.0 14 | 52900.0 13 | 47300.0 12 | 35200.0 11 | 29800.0 8 | 20900.0 9 | 17600.0 12 | 17000.0 6 | 13000.0 10 | 7570.0 15 |
| 1958 | 112000.0 2 | 107000.0 2 | 94500.0 2 | 63400.0 3 | 37300.0 3 | 26100.0 4 | 20500.0 5 | 16300.0 9 | 12600.0 12 | 9910.0 5 |
| 1959 | 97300.0 3 | 92000.0 3 | 74300.0 3 | 47800.0 4 | 36500.0 4 | 26100.0 5 | 23100.0 2 | 21800.0 2 | 16100.0 4 | 9560.0 7 |
| 1960 | 42300.0 20 | 40100.0 20 | 32600.0 24 | 20900.0 29 | 16300.0 27 | 12200.0 30 | 11500.0 25 | 10800.0 24 | 9820.0 21 | 6930.0 17 |
| 1961 | 62100.0 8 | 60400.0 7 | 53300.0 7 | 40900.0 7 | 30200.0 7 | 22900.0 6 | 18800.0 7 | 15300.0 11 | 11900.0 13 | 6860.0 18 |
| 1962 | 49200.0 15 | 45200.0 15 | 36200.0 18 | 30200.0 17 | 24900.0 14 | 20100.0 14 | 17200.0 14 | 14400.0 16 | 11400.0 15 | 7670.0 14 |
| 1963 | 60000.0 11 | 56700.0 12 | 47400.0 10 | 31100.0 14 | 20600.0 20 | 13600.0 25 | 10300.0 30 | 8460.0 30 | 6350.0 30 | 3870.0 30 |
| 1964 | 60900.0 10 | 58800.0 9 | 47300.0 11 | 32100.0 13 | 23500.0 17 | 17200.0 19 | 12800.0 24 | 10700.0 25 | 8020.0 29 | 4510.0 29 |
| 1965 | 37800.0 25 | 36800.0 25 | 33100.0 22 | 24800.0 24 | 19900.0 21 | 16600.0 21 | 14600.0 20 | 12400.0 19 | 9520.0 24 | 5670.0 26 |
| 1966 | 15900.0 32 | 14600.0 32 | 12600.0 32 | 11800.0 32 | 9040.0 32 | 6510.0 32 | 5980.0 32 | 5720.0 32 | 5510.0 32 | 3580.0 31 |
| 1967 | 55700.0 13 | 52600.0 14 | 44700.0 14 | 34700.0 12 | 22200.0 19 | 16700.0 20 | 15200.0 17 | 14900.0 14 | 13700.0 9 | 7870.0 12 |
| 1968 | 63400.0 7 | 60000.0 8 | 52600.0 8 | 40100.0 9 | 26100.0 11 | 21200.0 7 | 18200.0 8 | 16100.0 10 | 14300.0 7 | 9340.0 8 |
| 1969 | 69400.0 6 | 64900.0 6 | 54000.0 6 | 40300.0 8 | 30300.0 6 | 20300.0 13 | 16000.0 15 | 15000.0 12 | 12700.0 11 | 8730.0 10 |
| 1970 | 41400.0 21 | 39500.0 21 | 35900.0 19 | 29200.0 19 | 24400.0 15 | 18900.0 16 | 15200.0 18 | 13500.0 17 | 11100.0 17 | 8030.0 11 |
| 1971 | 30800.0 28 | 29800.0 28 | 27800.0 27 | 25300.0 22 | 19800.0 22 | 15100.0 23 | 11100.0 28 | 9840.0 29 | 8070.0 28 | 5880.0 25 |
| 1972 | 44100.0 17 | 42300.0 17 | 36400.0 16 | 29400.0 18 | 24300.0 16 | 17700.0 18 | 14200.0 21 | 12200.0 22 | 11200.0 16 | 7790.0 13 |
| 1973 | 40300.0 23 | 38000.0 24 | 33100.0 23 | 25400.0 21 | 23000.0 18 | 20500.0 11 | 18100.0 9 | 16800.0 7 | 17300.0 2 | 12500.0 2 |

STATISTICS ON NORMAL MONTHLY MEANS(ALL DAYS)

| OCT | NOV | DEC | JAN | FEB | MARCH | APRIL | MAY | JUNE | JULY | AUG | SEPT |
|---|---|---|---|---|---|---|---|---|---|---|---|
| BY FOWS(MEAN,VARIANCE,STANDARD DEVIATION, SKEWNESS, COEFF. OF VARIATION,PERCENTAGE OF AVERAGE FLOW) | | | | | | | | | | | |
| 0.2963E+04 | 0.4040E+04 | 0.6243E+04 | 0.9022E+04 | 0.1071E+05 | 0.1203E+05 | 0.1366E+05 | 0.1009E+05 | 0.7498E+04 | 0.4785E+04 | 0.3054E+04 | 0.2346E+04 |
| 0.6894E+07 | 0.1421E+08 | 0.3557E+08 | 0.9811E+08 | 0.7276E+08 | 0.3152E+08 | 0.5717E+08 | 0.5067E+08 | 0.3391E+08 | 0.1168E+08 | 0.5348E+07 | 0.3098E+07 |
| 0.2626E+04 | 0.3770E+04 | 0.5964E+04 | 0.9905E+04 | 0.8530E+04 | 0.5614E+04 | 0.7561E+04 | 0.7118E+04 | 0.5823E+04 | 0.3418E+04 | 0.2313E+04 | 0.1760E+04 |
| 0.2007E+01 | 0.2705E+01 | 0.1519E+01 | 0.2556E+01 | 0.1082E+01 | 0.1685E+00 | 0.3983E+00 | 0.3239E+01 | 0.3816E+01 | 0.2183E+01 | 0.1796E+01 | 0.2226E+01 |
| 0.8861E+00 | 0.9331E+00 | 0.9553E+00 | 0.1098E+01 | 0.7965E+00 | 0.4668E+00 | 0.5536E+00 | 0.7055E+00 | 0.7766E+00 | 0.7143E+00 | 0.7573E+00 | 0.7502E+00 |
| 0.3428E+01 | 0.4674E+01 | 0.7223E+01 | 0.1044E+02 | 0.1239E+02 | 0.1391E+02 | 0.1580E+02 | 0.1167E+02 | 0.8674E+01 | 0.5536E+01 | 0.3533E+01 | 0.2714E+01 |

STATISTICS ON NORMAL ANNUAL MEANS(ALL DAYS.

| MEAN | VARIANCE | STANDARD DEVIATION | SKEWNESS | COEFF. OF VARIATION | SERIAL CORR |
|---|---|---|---|---|---|
| 0.7180E+04 | 0.7526E+07 | 0.2743E+04 | 0.5156E+00 | 0.3821E+00 | 0.4475E+00 |

STATISTICS ON LOG MONTHLY MEANS(ALL DAYS)

| OCT | NOV | DEC | JAN | FEB | MARCH | APRIL | MAY | JUNE | JULY | AUG | SEPT |
|---|---|---|---|---|---|---|---|---|---|---|---|
| BY ROWS(MEAN,VARIANCE,STANDARD DEVIATION, SKEWNESS, COEFF. OF VARIATION,PERCENTAGE OF AVERAGE FLOW) | | | | | | | | | | | |
| 0.3347E+01 | 0.3478E+01 | 0.3617E+01 | 0.3747E+01 | 0.3880E+01 | 0.4022E+01 | 0.4059E+01 | 0.3930E+01 | 0.3807E+01 | 0.3598E+01 | 0.3387E+01 | 0.3280E+01 |
| 0.1027E+00 | 0.1071E+00 | 0.1638E+00 | 0.1947E+00 | 0.1517E+00 | 0.6113E-01 | 0.7548E-01 | 0.6411E-01 | 0.4937E-01 | 0.6963E-01 | 0.8418E-01 | 0.7689E-01 |
| 0.3204E+00 | 0.3272E+00 | 0.4047E+00 | 0.4413E+00 | 0.3894E+00 | 0.2472E+00 | 0.2747E+00 | 0.2532E+00 | 0.2222E+00 | 0.2639E+00 | 0.2901E+00 | 0.2773E+00 |
| 0.5393E+00 | 0.4083E+00 | 0.1371E+00 | 0.4250E-01 | -0.2749E+00 | -0.9585E+00 | -0.3607E+00 | -0.2158E-01 | 0.1189E+01 | 0.3020E+00 | 0.3055E+00 | 0.3182E+00 |
| 0.9573E-01 | 0.5409E-01 | 0.1119E+00 | 0.1178E+00 | 0.1004E+00 | 0.6147E-01 | 0.6768E-01 | 0.6443E-01 | 0.5837E-01 | 0.7334E-01 | 0.8567E-01 | 0.8455E-01 |
| 0.7580E+01 | 0.7877E+01 | 0.8192E+01 | 0.8487E+01 | 0.8788E+01 | 0.9110E+01 | 0.9194E+01 | 0.8902E+01 | 0.8622E+01 | 0.8149E+01 | 0.7670E+01 | 0.7428E+01 |

STATISTICS ON LOG ANNUAL MEANS(ALL DAYS)

| MEAN | VARIANCE | STANDARD DEVIATION | SKEWNESS | COEFF. OF VARIATION | SERIAL CORR |
|---|---|---|---|---|---|
| 0.3821E+01 | 0.3522E-01 | 0.1877E+00 | -0.9308E+00 | 0.4912E-01 | 0.4382E+00 |

ANNUAL PEAKS

| | | | | | |
|---|---|---|---|---|---|
| 1913 | 200000 | 1943 | 147000 | 1959 | 98100 |
| 1927 | 63700 | 1944 | 71800 | 1960 | 42800 |
| 1928 | 47400 | 1945 | 47300 | 1961 | 62900 |
| 1929 | 33500 | 1946 | 36000 | 1962 | 50500 |
| 1930 | 91200 | 1947 | 40100 | 1963 | 60500 |
| 1931 | 10700 | 1948 | 41800 | 1964 | 62500 |
| 1932 | 34800 | 1949 | 62500 | 1965 | 39300 |
| 1933 | 90200 | 1950 | 92500 | 1966 | 16100 |
| 1934 | 17700 | 1951 | 58400 | 1967 | 56800 |
| 1935 | 35800 | 1952 | 44400 | 1968 | 64300 |
| 1936 | 104000 | 1953 | 31200 | 1969 | 70300 |
| 1937 | 69300 | 1954 | 15900 | 1970 | 42100 |
| 1938 | 72500 | 1955 | 36300 | 1971 | 30800 |
| 1939 | 86200 | 1956 | 30400 | 1972 | 45100 |
| 1940 | 29200 | 1957 | 55400 | 1973 | 40600 |
| 1941 | 13200 | 1958 | 113000 | | |
| 1942 | 43700 | | | | |

## 03339108 East Fork Coal Creek near Hillsboro, Ind.

LOCATION.--Lat 40°06'06", long 87°07'54", in NW¼SW¼ sec.8, T.19 N., R.6 W., Fountain County, at center pier on downstream side of bridge on County Road 700 East, 1.5 miles (2.4 km) east of Hillsboro, 3.7 miles (6.0 km) northwest of Waynetown, and 9.6 miles (15.4 km) upstream from mouth.

DRAINAGE AREA.--33.4 mi² (86.5 km²).

DURATION TABLE OF DAILY DISCHARGE FOR YEAR ENDING SEPTEMBER 30

| CLASS | 0 | 1 | 2 | 3 | 4 | 5 | 6 | 7 | 8 | 9 | 10 | 11 | 12 | 13 | 14 | 15 | 16 | 17 | 18 | 19 | 20 | 21 | 22 | 23 | 24 | 25 | 26 | 27 | 28 | 29 | 30 | 31 | 32 | 33 | 34 |
|---|---|---|---|---|---|---|---|---|---|---|---|---|---|---|---|---|---|---|---|---|---|---|---|---|---|---|---|---|---|---|---|---|---|---|---|
| YEAR | NUMBER OF DAYS IN CLASS | | | | | | | | | | | | | | | | | | | | | | | | | | | | | | | | | | CFS_DAYS |
| 1969 | | | 4 | 15 | 9 | 17 | 14 | 43 | 26 | 12 | 22 | 39 | 30 | 31 | 17 | 16 | 12 | 15 | 10 | 7 | 7 | 4 | 5 | 1 | | 2 | 1 | | 3 | | | 1 | 2 | | | 13055.6 |
| 1970 | | | | 10 | 15 | 16 | 37 | 28 | 17 | 20 | 31 | 19 | 33 | 25 | 19 | 24 | 13 | 12 | 7 | 9 | 8 | 5 | 2 | 6 | 1 | 2 | 2 | | 2 | | 1 | | | 1 | | 12845.1 |
| 1971 | | 4 | 6 | 24 | 21 | 25 | 44 | 33 | 41 | 27 | 27 | 22 | 13 | 16 | 13 | 10 | 6 | 9 | 3 | 1 | 3 | 3 | 4 | 2 | 3 | | 1 | | 2 | | | | 1 | | 1 | 9844.4 |
| 1972 | | | | 3 | 31 | 27 | 21 | 27 | 33 | 33 | 20 | 21 | 32 | 25 | 14 | 11 | 12 | 17 | 7 | 7 | 3 | 3 | 2 | 3 | 1 | 3 | | 1 | 2 | 1 | 2 | 2 | 1 | | 1 | 14001.1 |
| 1973 | | | | | | 2 | 27 | 21 | 22 | 11 | 27 | 29 | 34 | 24 | 32 | 23 | 23 | 20 | 16 | 13 | 8 | 9 | 4 | 4 | 1 | 4 | 1 | 5 | 2 | 1 | 1 | 1 | | | | 16764.8 |

| CLASS | CFS | TOTAL | ACCUM | PERCT | CLASS | CFS | TOTAL | ACCUM | PERCT | CLASS | CFS | TOTAL | ACCUM | PERCT | CLASS | CFS | TOTAL | ACCUM | PERCT |
|---|---|---|---|---|---|---|---|---|---|---|---|---|---|---|---|---|---|---|---|
| 0 | 0.00 | 0 | 1826 | 100.0 | 9 | 14.00 | 103 | 1163 | 63.7 | 18 | 59.0 | 43 | 222 | 12.2 | 27 | 260 | 6 | 34 | 1.8 |
| 1 | 3.70 | 4 | 1826 | 100.0 | 10 | 16.00 | 127 | 1060 | 58.1 | 19 | 69.0 | 37 | 179 | 9.8 | 28 | 300 | 11 | 28 | 1.5 |
| 2 | 4.40 | 10 | 1822 | 99.8 | 11 | 19.00 | 130 | 933 | 51.1 | 20 | 82.0 | 29 | 142 | 7.8 | 29 | 350 | 2 | 17 | .9 |
| 3 | 5.10 | 52 | 1812 | 99.2 | 12 | 22.00 | 142 | 803 | 44.0 | 21 | 96.0 | 24 | 113 | 6.2 | 30 | 420 | 4 | 15 | .8 |
| 4 | 6.00 | 76 | 1760 | 96.4 | 13 | 26.00 | 121 | 661 | 36.2 | 22 | 110.0 | 17 | 89 | 4.9 | 31 | 490 | 4 | 11 | .6 |
| 5 | 7.10 | 87 | 1684 | 92.2 | 14 | 31.00 | 95 | 540 | 29.6 | 23 | 130.0 | 16 | 72 | 3.9 | 32 | 580 | 4 | 7 | .3 |
| 6 | 8.40 | 143 | 1597 | 87.5 | 15 | 36.00 | 84 | 445 | 24.4 | 24 | 160.0 | 6 | 56 | 3.1 | 33 | 680 | 1 | 3 | .1 |
| 7 | 9.80 | 152 | 1454 | 79.6 | 16 | 43.00 | 66 | 361 | 19.8 | 25 | 180.0 | 11 | 50 | 2.7 | 34 | 800 | 2 | 2 | .1 |
| 8 | 12.00 | 139 | 1302 | 71.3 | 17 | 50.00 | 73 | 295 | 16.2 | 26 | 220.0 | 5 | 39 | 2.1 | | | | | |

LOWEST MEAN DISCHARGE, IN CFS, AND RANKING, FOR THE FOLLOWING NUMBER OF CONSECUTIVE DAYS IN YEAR ENDING MARCH 31

| YEAR | 1 | | 3 | | 7 | | 14 | | 30 | | 60 | | 90 | | 120 | | 183 | | ANNUAL | |
|---|---|---|---|---|---|---|---|---|---|---|---|---|---|---|---|---|---|---|---|---|
| 1970 | 5.00 | 2 | 5.00 | 2 | 5.23 | 2 | 5.68 | 2 | 6.10 | 1 | 11.20 | 3 | 14.00 | 3 | 14.30 | 3 | 20.30 | 3 | 27.50 | 2 |
| 1971 | 5.00 | 3 | 5.00 | 3 | 5.64 | 3 | 5.71 | 3 | 7.00 | 3 | 10.80 | 2 | 12.70 | 2 | 13.60 | 2 | 14.40 | 1 | 33.00 | 3 |
| 1972 | 3.70 | 1 | 3.87 | 1 | 4.33 | 1 | 4.94 | 1 | 6.66 | 2 | 7.57 | 1 | 7.78 | 1 | 9.05 | 1 | 17.00 | 2 | 23.80 | 1 |
| 1973 | 7.40 | 4 | 7.53 | 4 | 8.57 | 4 | 9.26 | 4 | 11.90 | 4 | 13.90 | 4 | 16.60 | 4 | 22.00 | 4 | 36.50 | 4 | 58.80 | 4 |

HIGHEST MEAN DISCHARGE, IN CFS, AND RANKING, FOR THE FOLLOWING NUMBER OF CONSECUTIVE DAYS IN YEAR ENDING SEPTEMBER 30

| YEAR | 1 | | 3 | | 7 | | 15 | | 30 | | 60 | | 90 | | 120 | | 183 | | ANNUAL | |
|---|---|---|---|---|---|---|---|---|---|---|---|---|---|---|---|---|---|---|---|---|
| 1969 | 672.0 | 4 | 613.0 | 1 | 334.0 | 2 | 200.0 | 2 | 139.0 | 1 | 91.9 | 1 | 75.3 | 2 | 64.8 | 3 | 55.6 | 3 | 35.8 | 3 |
| 1970 | 691.0 | 3 | 324.0 | 4 | 227.0 | 3 | 163.0 | 3 | 103.0 | 4 | 86.2 | 4 | 70.7 | 4 | 61.4 | 4 | 47.5 | 4 | 35.2 | 4 |
| 1971 | 800.0 | 2 | 353.0 | 3 | 174.0 | 5 | 103.0 | 5 | 83.6 | 5 | 60.0 | 5 | 44.4 | 5 | 46.8 | 5 | 39.6 | 5 | 27.0 | 5 |
| 1972 | 812.0 | 1 | 596.0 | 2 | 365.0 | 1 | 212.0 | 1 | 138.0 | 2 | 87.5 | 3 | 89.3 | 1 | 77.3 | 1 | 56.2 | 2 | 38.3 | 2 |
| 1973 | 524.0 | 5 | 278.0 | 5 | 203.0 | 4 | 162.0 | 4 | 121.0 | 3 | 90.0 | 2 | 72.2 | 3 | 70.3 | 2 | 68.7 | 1 | 45.9 | 1 |

STATISTICS ON NORMAL MONTHLY MEANS(ALL DAYS)

| OCT | NOV | DEC | JAN | FEB | MARCH | APRIL | MAY | JUNE | JULY | AUG | SEPT |
|---|---|---|---|---|---|---|---|---|---|---|---|
| BY ROWS(MEAN,VARIANCE,STANDARD DEVIATION, SKEWNESS, COEFF. OF VARIATION,PERCENTAGE OF AVERAGE FLOW) | | | | | | | | | | | |
| 0.1664E+02 | 0.3934E+02 | 0.4186E+02 | 0.4333E+02 | 0.3844E+02 | 0.4605E+02 | 0.7172E+02 | 0.3865E+02 | 0.4169E+02 | 0.3022E+02 | 0.1550E+02 | 0.1470E+02 |
| 0.7108E+02 | 0.7630E+03 | 0.6853E+03 | 0.1489E+04 | 0.4290E+03 | 0.1504E+04 | 0.2283E+04 | 0.5079E+03 | 0.5546E+03 | 0.4992E+03 | 0.3345E+02 | 0.3252E+02 |
| 0.8431E+01 | 0.2762E+02 | 0.2618E+02 | 0.3858E+02 | 0.2071E+02 | 0.3878E+02 | 0.4778E+02 | 0.2254E+02 | 0.2355E+02 | 0.2234E+02 | 0.5783E+01 | 0.5703E+01 |
| 0.1019E+01 | 0.4789E+00 | 0.4176E+00 | 0.1711E+01 | 0.3159E+00 | 0.1997E+01 | 0.1986E+00 | 0.1130E+01 | 0.9273E+00 | 0.1602E+01 | 0.2124E+01 | 0.4457E+00 |
| 0.5068E+00 | 0.7022E+00 | 0.6254E+00 | 0.8904E+00 | 0.5388E+00 | 0.8422E+00 | 0.6662E+00 | 0.5831E+00 | 0.5648E+00 | 0.7393E+00 | 0.3732E+00 | 0.3881E+00 |
| 0.3797E+01 | 0.8978E+01 | 0.9554E+01 | 0.9890E+01 | 0.8773E+01 | 0.1051E+02 | 0.1637E+02 | 0.8822E+01 | 0.9516E+01 | 0.6898E+01 | 0.3537E+01 | 0.3354E+01 |

STATISTICS ON NORMAL ANNUAL MEANS(ALL DAYS)

| MEAN | VARIANCE | STANDARD DEVIATION | SKEWNESS | COEFF. OF VARIATION | SERIAL CORR |
|---|---|---|---|---|---|
| 0.3642E+02 | 0.4626E+02 | 0.6801E+01 | 0.2496E-01 | 0.1867E+00 | 0.1223E+00 |

STATISTICS ON LOG MONTHLY MEANS(ALL DAYS)

| OCT | NOV | DEC | JAN | FEB | MARCH | APRIL | MAY | JUNE | JULY | AUG | SEPT |
|---|---|---|---|---|---|---|---|---|---|---|---|
| BY ROWS(MEAN,VARIANCE,STANDARD DEVIATION, SKEWNESS, COEFF. OF VARIATION,PERCENTAGE OF AVERAGE FLOW) | | | | | | | | | | | |
| 0.1177E+01 | 0.1475E+01 | 0.1541E+01 | 0.1515E+01 | 0.1527E+01 | 0.1566E+01 | 0.1731E+01 | 0.1533E+01 | 0.1563E+01 | 0.1399E+01 | 0.1171E+01 | 0.1140E+01 |
| 0.4748E-01 | 0.1619E+00 | 0.5543E-01 | 0.1260E+00 | 0.6809E-01 | 0.9467E-01 | 0.1825E+00 | 0.5569E-01 | 0.6350E-01 | 0.8180E-01 | 0.1869E-01 | 0.2987E-01 |
| 0.2179E+00 | 0.4024E+00 | 0.3089E+00 | 0.3549E+00 | 0.2609E+00 | 0.3077E+00 | 0.4272E+00 | 0.2360E+00 | 0.2520E+00 | 0.2860E+00 | 0.1367E+00 | 0.1728E+00 |
| 0.1910E+00 | -0.9540E+00 | -0.2919E+00 | 0.6356E+00 | -0.4576E+00 | 0.1030E+01 | -0.1413E+01 | 0.8314E+00 | -0.1719E-01 | 0.9447E+00 | 0.2027E+01 | -0.7215E-01 |
| 0.1851E+00 | 0.2729E+00 | 0.2004E+00 | 0.2343E+00 | 0.1709E+00 | 0.1965E+00 | 0.2467E+00 | 0.1539E+00 | 0.1612E+00 | 0.2045E+00 | 0.1167E+00 | 0.1516E+00 |
| 0.6750E+01 | 0.8505E+01 | 0.8889E+01 | 0.8738E+01 | 0.8806E+01 | 0.9032E+01 | 0.9986E+01 | 0.8842E+01 | 0.9015E+01 | 0.8067E+01 | 0.6753E+01 | 0.6576E+01 |

STATISTICS ON LOG ANNUAL MEANS(ALL DAYS)

| MEAN | VARIANCE | STANDARD DEVIATION | SKEWNESS | COEFF. OF VARIATION | SERIAL CORR |
|---|---|---|---|---|---|
| 0.1555E+01 | 0.6929E-02 | 0.8324E-01 | -0.4859E+00 | 0.5353E-01 | 0.3428E-01 |

ANNUAL PEAKS

| | |
|---|---|
| 1969 | 1270 |
| 1970 | 1280 |
| 1971 | 1900 |
| 1972 | 2180 |
| 1973 | 953 |

## 03339120 Coal Creek at Coal Creek, Ind.

LOCATION.--Lat 40°01'42", long 87°22'30", in SW¼SW¼ sec.6, T.18 N., R.8 W., Fountain County, on downstream side of county road bridge, 0.7 mile (1.1 km) southeast of Coal Creek.

DRAINAGE AREA.--214 $mi^2$ (554 $km^2$).

DURATION TABLE OF DAILY DISCHARGE FOR YEAR ENDING SEPTEMBER 30

NUMBER OF DAYS IN CLASS

| YEAR | 0 | 1 | 2 | 3 | 4 | 5 | 6 | 7 | 8 | 9 | 10 | 11 | 12 | 13 | 14 | 15 | 16 | 17 | 18 | 19 | 20 | 21 | 22 | 23 | 24 | 25 | 26 | 27 | 28 | 29 | 30 | 31 | 32 | 33 | 34 | CFS_DAYS |
|---|---|---|---|---|---|---|---|---|---|---|---|---|---|---|---|---|---|---|---|---|---|---|---|---|---|---|---|---|---|---|---|---|---|---|---|---|
| 1965 | | | 2 | 12 | 4 | 7 | 30 | 6 | 28 | 32 | 7 | 9 | 19 | 33 | 15 | 26 | 9 | 32 | 22 | 19 | 9 | 14 | 6 | 4 | 3 | 5 | 5 | 3 | 3 | | | 1 | | | | 62127.5 |
| 1966 | | | 10 | 11 | 25 | 9 | 10 | 9 | 15 | 40 | 35 | 47 | 29 | 30 | 24 | 23 | 7 | 14 | 11 | 5 | 3 | 3 | 2 | 2 | | | 1 | | | | | | | | | 25171.0 |
| 1967 | | | | 10 | 18 | 33 | 16 | 21 | 10 | 24 | 11 | 6 | 19 | 13 | 22 | 23 | 19 | 30 | 16 | 12 | 22 | 12 | 7 | 6 | 2 | 3 | 3 | | 3 | 1 | | 1 | | | 1 | 1 | 70279.5 |
| 1968 | | | | | | 2 | 12 | 3 | 17 | 14 | 13 | 28 | 9 | 14 | 42 | 44 | 22 | 31 | 26 | 20 | 15 | 7 | 13 | 5 | 6 | 5 | 2 | 4 | 3 | 2 | 1 | 2 | 2 | 1 | 1 | 97718.0 |
| 1969 | | | | | | | 1 | 12 | 13 | 7 | 48 | 22 | 17 | 30 | 40 | 37 | 17 | 30 | 18 | 14 | 17 | 14 | 11 | 5 | 2 | 3 | 2 | | | 1 | 2 | | | 2 | | 67439.0 |
| 1970 | | | | | | | | | 4 | 31 | 22 | 22 | 27 | 20 | 37 | 40 | 24 | 36 | 26 | 17 | 11 | 10 | 11 | 7 | 7 | 3 | 1 | 5 | 1 | | 3 | | | | | 73247.0 |
| 1971 | | | | | | | 3 | 6 | 26 | 38 | 30 | 27 | 47 | 42 | 30 | 31 | 12 | 12 | 13 | 10 | 10 | 4 | 6 | 3 | 2 | 4 | 4 | 2 | 2 | 1 | | | | | | 49428.0 |
| 1972 | | | | | | | | | 41 | 28 | 12 | 14 | 25 | 31 | 35 | 38 | 21 | 40 | 16 | 11 | 11 | 11 | 7 | 6 | 5 | 2 | 3 | 2 | | 2 | 2 | 1 | | 2 | | 73909.0 |

| CLASS | CFS | TOTAL | ACCUM | PERCT | CLASS | CFS | TOTAL | ACCUM | PERCT | CLASS | CFS | TOTAL | ACCUM | PERCT | CLASS | CFS | TOTAL | ACCUM | PERCT |
|---|---|---|---|---|---|---|---|---|---|---|---|---|---|---|---|---|---|---|---|
| 0 | 0.00 | 0 | 2922 | 100.0 | 9 | 33.00 | 178 | 2282 | 78.1 | 18 | 220.0 | 108 | 513 | 17.6 | 27 | 1500 | 12 | 42 | 1.4 |
| 1 | 6.00 | 12 | 2922 | 100.0 | 10 | 40.00 | 175 | 2104 | 72.0 | 19 | 270.0 | 98 | 405 | 13.9 | 28 | 1800 | 7 | 30 | 1.0 |
| 2 | 7.40 | 33 | 2910 | 99.6 | 11 | 50.00 | 192 | 1929 | 66.0 | 20 | 330.0 | 75 | 307 | 10.5 | 29 | 2200 | 5 | 23 | .7 |
| 3 | 9.20 | 47 | 2877 | 98.5 | 12 | 61.00 | 213 | 1737 | 59.4 | 21 | 410.0 | 63 | 232 | 7.9 | 30 | 2700 | 7 | 18 | .6 |
| 4 | 11.00 | 51 | 2830 | 96.9 | 13 | 76.00 | 245 | 1524 | 52.2 | 22 | 510.0 | 38 | 169 | 5.8 | 31 | 3400 | 3 | 11 | .3 |
| 5 | 14.00 | 72 | 2779 | 95.1 | 14 | 93.00 | 262 | 1279 | 43.8 | 23 | 630.0 | 27 | 131 | 4.5 | 32 | 4200 | 5 | 8 | .2 |
| 6 | 17.00 | 57 | 2707 | 92.6 | 15 | 120.00 | 131 | 1017 | 34.8 | 24 | 770.0 | 25 | 104 | 3.6 | 33 | 5200 | 2 | 3 | .1 |
| 7 | 21.00 | 154 | 2650 | 90.7 | 16 | 140.00 | 225 | 886 | 30.3 | 25 | 950.0 | 21 | 79 | 2.7 | 34 | 6400 | 1 | 1 | .0 |
| 8 | 26.00 | 214 | 2496 | 85.4 | 17 | 180.00 | 148 | 661 | 22.6 | 26 | 1200.0 | 16 | 58 | 2.0 | | | | | |

LOWEST MEAN DISCHARGE, IN CFS, AND RANKING, FOR THE FOLLOWING NUMBER OF CONSECUTIVE DAYS IN YEAR ENDING MARCH 31

| YEAR | 1 | | 3 | | 7 | | 14 | | 30 | | 60 | | 90 | | 120 | | 183 | | ANNUAL | |
|---|---|---|---|---|---|---|---|---|---|---|---|---|---|---|---|---|---|---|---|---|
| 1966 | 19.00 | 5 | 19.70 | 5 | 22.30 | 5 | 23.80 | 5 | 27.50 | 5 | 43.20 | 6 | 47.70 | 5 | 55.00 | 5 | 64.90 | 4 | 150.00 | 3 |
| 1967 | 6.00 | 1 | 6.07 | 1 | 6.53 | 1 | 7.46 | 1 | 8.96 | 1 | 9.73 | 1 | 14.10 | 1 | 14.60 | 1 | 34.20 | 2 | 171.00 | 4 |
| 1968 | 9.00 | 2 | 9.13 | 2 | 9.40 | 2 | 10.40 | 2 | 11.50 | 2 | 12.70 | 2 | 17.50 | 2 | 22.50 | 2 | 30.40 | 1 | 199.00 | 6 |
| 1969 | 34.00 | 7 | 34.00 | 7 | 34.00 | 7 | 34.10 | 7 | 35.70 | 7 | 37.50 | 5 | 49.10 | 6 | 73.40 | 7 | 153.00 | 7 | 244.00 | 7 |
| 1970 | 15.00 | 3 | 16.70 | 4 | 18.10 | 4 | 20.60 | 3 | 23.90 | 3 | 46.70 | 7 | 56.40 | 7 | 64.20 | 6 | 95.10 | 6 | 146.00 | 2 |
| 1971 | 19.00 | 6 | 23.70 | 6 | 25.10 | 6 | 27.30 | 6 | 31.50 | 6 | 35.80 | 4 | 42.60 | 4 | 50.40 | 4 | 55.00 | 3 | 190.00 | 5 |
| 1972 | 16.00 | 4 | 16.00 | 3 | 18.00 | 3 | 21.10 | 4 | 25.10 | 4 | 25.40 | 3 | 27.00 | 3 | 32.10 | 3 | 81.00 | 5 | 114.00 | 1 |

HIGHEST MEAN DISCHARGE, IN CFS, AND RANKING, FOR THE FOLLOWING NUMBER OF CONSECUTIVE DAYS IN YEAR ENDING SEPTEMBER 30

| YEAR | 1 | | 3 | | 7 | | 15 | | 30 | | 60 | | 90 | | 120 | | 183 | | ANNUAL | |
|---|---|---|---|---|---|---|---|---|---|---|---|---|---|---|---|---|---|---|---|---|
| 1965 | 3540.0 | 5 | 1990.0 | 6 | 1460.0 | 6 | 977.0 | 6 | 669.0 | 6 | 464.0 | 6 | 395.0 | 6 | 361.0 | 6 | 291.0 | 5 | 170.0 | 6 |
| 1966 | 971.0 | 8 | 512.0 | 8 | 338.0 | 8 | 205.0 | 8 | 149.0 | 8 | 133.0 | 8 | 111.0 | 8 | 105.0 | 8 | 106.0 | 8 | 69.0 | 8 |
| 1967 | 7550.0 | 1 | 5570.0 | 1 | 2940.0 | 1 | 1560.0 | 1 | 914.0 | 1 | 569.0 | 2 | 459.0 | 3 | 410.0 | 3 | 355.0 | 2 | 193.0 | 4 |
| 1968 | 6390.0 | 2 | 3380.0 | 3 | 2150.0 | 3 | 1200.0 | 5 | 764.0 | 4 | 656.0 | 1 | 528.0 | 1 | 433.0 | 1 | 374.0 | 1 | 267.0 | 1 |
| 1969 | 4440.0 | 4 | 3760.0 | 2 | 2180.0 | 2 | 1360.0 | 2 | 893.0 | 2 | 540.0 | 4 | 430.0 | 5 | 382.0 | 4 | 303.0 | 3 | 185.0 | 5 |
| 1970 | 3300.0 | 6 | 2530.0 | 5 | 1930.0 | 5 | 1210.0 | 4 | 746.0 | 5 | 547.0 | 3 | 438.0 | 4 | 369.0 | 5 | 284.0 | 6 | 201.0 | 3 |
| 1971 | 2090.0 | 7 | 1280.0 | 7 | 926.0 | 7 | 627.0 | 7 | 451.0 | 7 | 333.0 | 7 | 243.0 | 7 | 230.0 | 7 | 215.0 | 7 | 135.0 | 7 |
| 1972 | 4920.0 | 3 | 3360.0 | 4 | 1970.0 | 4 | 1240.0 | 3 | 823.0 | 3 | 506.0 | 5 | 489.0 | 2 | 413.0 | 2 | 301.0 | 4 | 202.0 | 2 |

STATISTICS ON NORMAL MONTHLY MEANS(ALL DAYS)

BY ROWS(MEAN,VARIANCE,STANDARD DEVIATION, SKEWNESS, COEFF. OF VARIATION,PERCENTAGE OF AVERAGE FLOW)

| OCT | NOV | DEC | JAN | FEB | MARCH | APRIL | MAY | JUNE | JULY | AUG | SEPT |
|---|---|---|---|---|---|---|---|---|---|---|---|
| 0.4501E+02 | 0.9296E+02 | 0.2876E+03 | 0.2339E+03 | 0.2565E+03 | 0.1762E+03 | 0.3795E+03 | 0.2223E+03 | 0.1842E+03 | 0.1147E+03 | 0.9303E+02 | 0.5381E+02 |
| 0.2059E+04 | 0.7168E+04 | 0.1008E+06 | 0.4299E+05 | 0.1895E+05 | 0.4612E+04 | 0.9120E+05 | 0.1032E+05 | 0.1530E+05 | 0.6713E+04 | 0.2364E+05 | 0.1319E+04 |
| 0.4537E+02 | 0.8466E+02 | 0.3175E+03 | 0.2073E+03 | 0.1377E+03 | 0.6791E+02 | 0.3020E+03 | 0.1016E+03 | 0.1237E+03 | 0.8193E+02 | 0.1538E+03 | 0.3631E+02 |
| 0.2257E+01 | 0.1869E+01 | 0.1228E+01 | 0.1774E+01 | 0.2307E+00 | 0.9863E-01 | 0.5169E+00 | 0.5319E+00 | 0.1259E+01 | 0.5960E+00 | 0.2764E+01 | 0.5224E+00 |
| 0.1008E+01 | 0.9107E+00 | 0.1104E+01 | 0.8863E+00 | 0.5367E+00 | 0.3854E+00 | 0.7958E+00 | 0.4569E+00 | 0.6717E+00 | 0.7146E+00 | 0.1653E+01 | 0.6749E+00 |
| 0.2104E+01 | 0.4345E+01 | 0.1344E+02 | 0.1093E+02 | 0.1199E+02 | 0.8236E+01 | 0.1774E+02 | 0.1039E+02 | 0.8607E+01 | 0.5359E+01 | 0.4348E+01 | 0.2515E+01 |

STATISTICS CN NORMAL ANNUAL MEANS(ALL DAYS)

| MEAN | VARIANCE | STANDARD DEVIATION | SKEWNESS | COEFF. OF VARIATION | SERIAL CORR |
|---|---|---|---|---|---|
| 0.1777E+03 | 0.3289E+04 | 0.5735E+02 | -0.6250E+00 | 0.3228E+00 | -0.2878E-01 |

STATISTICS ON LOG MCNTHLY MEANS(ALL DAYS)

| OCT | NOV | DEC | JAN | FEB | MARCH | APRIL | MAY | JUNE | JULY | AUG | SEPT |
|---|---|---|---|---|---|---|---|---|---|---|---|
| BY ROWS(MEAN,VARIANCE,STANDARD DEVIATION, SKEWNESS, COEFF. OF VARIATION,PERCENTAGE OF AVERAGE FLOW) | | | | | | | | | | | |
| 0.1508E+01 | 0.1837E+01 | 0.2208E+01 | 0.2243E+01 | 0.2344E+01 | 0.2215E+01 | 0.2430E+01 | 0.2307E+01 | 0.2181E+01 | 0.1941E+01 | 0.1674E+01 | 0.1629E+01 |
| 0.1341E+00 | 0.1227E+00 | 0.2624E+00 | 0.1206E+00 | 0.7031E-01 | 0.3292E-01 | 0.1655E+00 | 0.4000E-01 | 0.8535E-01 | 0.1341E+00 | 0.2283E+00 | 0.1113E+00 |
| 0.3661E+00 | 0.3503E+00 | 0.5123E+00 | 0.3473E+00 | 0.2652E+00 | 0.1814E+00 | 0.4068E+00 | 0.2000E+00 | 0.2921E+00 | 0.3662E+00 | 0.4778E+00 | 0.3336E+00 |
| 0.5419E+00 | 0.5797E+00 | 0.2372E+00 | 0.3818E+00 | -0.3922E+00 | -0.4141E+00 | -0.1287E+00 | 0.1471E+00 | 0.9696E-02 | -0.3926E+00 | 0.1142E+01 | -0.3029E+00 |
| 0.2429E+00 | 0.1907E+00 | 0.2320E+00 | 0.1548E+00 | 0.1131E+00 | 0.8192E-01 | 0.1674E+00 | 0.8670E-01 | 0.1339E+00 | 0.1887E+00 | 0.2855E+00 | 0.2047E+00 |
| 0.6149E+01 | 0.7493E+01 | 0.9007E+01 | 0.9148E+01 | 0.9562E+01 | 0.9033E+01 | 0.9911E+01 | 0.9409E+01 | 0.8898E+01 | 0.7916E+01 | 0.6828E+01 | 0.6646E+01 |

STATISTICS CN LOG ANNUAL MEANS(ALL DAYS)

| MEAN | VARIANCE | STANDARD DEVIATION | SKEWNESS | COEFF. OF VARIATION | SERIAL CORR |
|---|---|---|---|---|---|
| 0.2223E+01 | 0.3091E-01 | 0.1758E+00 | -0.1682E+01 | 0.7907E-01 | -0.7856E-01 |

ANNUAL PEAKS

| | |
|---|---|
| 1965 | 4730 |
| 1966 | 2110 |
| 1967 | 9220 |
| 1968 | 10100 |
| 1969 | 5150 |
| 1970 | 4820 |
| 1971 | 3920 |
| 1972 | 6480 |

## 03339150 Little Vermilion River near Newport, Ind.

LOCATION.--Lat 39°53'32", long 87°25'42", in SW¼NW¼ sec.27, T.17 N., R.9 W., Vermillion County, on downstream side of bridge on State Highway 63, 1.2 miles (1.9 km) northwest of Newport, and 6 miles (10 km) upstream from mouth.

DRAINAGE AREA.--240 mi² (622 km²).

DURATION TABLE OF DAILY DISCHARGE FOR YEAR ENDING SEPTEMBER 30

| CLASS | 0 | 1 | 2 | 3 | 4 | 5 | 6 | 7 | 8 | 9 | 10 | 11 | 12 | 13 | 14 | 15 | 16 | 17 | 18 | 19 | 20 | 21 | 22 | 23 | 24 | 25 | 26 | 27 | 28 | 29 | 30 | 31 | 32 | 33 | 34 | |
|---|---|---|---|---|---|---|---|---|---|---|---|---|---|---|---|---|---|---|---|---|---|---|---|---|---|---|---|---|---|---|---|---|---|---|---|---|
| YEAR | | | | | | | | | | | | | | | NUMBER OF DAYS IN CLASS | | | | | | | | | | | | | | | | | | | | | CFS_DAYS |
| 1965 | | 4 | 16 | 4 | 4 | 2 | 4 | 8 | 3 | 4 | 2 | 3 | 15 | 17 | 17 | 17 | 9 | 11 | 12 | 10 | 21 | 21 | 24 | 42 | 34 | 19 | 11 | 15 | 5 | 4 | 4 | 1 | 2 | | | 72380.1 |
| 1966 | | | | 22 | 2 | 1 | 2 | 4 | 1 | 7 | 6 | 15 | 6 | 3 | 7 | 23 | 30 | 20 | 44 | 41 | 28 | 34 | 18 | 21 | 11 | 9 | 9 | 1 | | | | | | | | 26285.2 |
| 1967 | | | | | | 8 | 3 | 7 | 10 | 12 | 13 | 11 | 6 | 21 | 13 | 12 | 15 | 4 | 11 | 3 | 15 | 25 | 39 | 44 | 26 | 19 | 19 | 8 | 7 | 7 | 1 | 2 | 2 | 2 | | 85395.3 |
| 1968 | | | | | | | | | 1 | 4 | 5 | 5 | 2 | 5 | 16 | 37 | 16 | 5 | 7 | 7 | 14 | 42 | 41 | 40 | 35 | 16 | 23 | 15 | 9 | 7 | 7 | 4 | 2 | 1 | | 105376.8 |
| 1969 | | | | | | | | | | | 1 | 11 | 22 | 29 | 16 | 8 | 7 | 12 | 22 | 23 | 26 | 33 | 37 | 40 | 17 | 17 | 17 | 12 | 5 | 5 | 2 | | 1 | 2 | | 74073.4 |
| 1970 | | | | | | | | | | | 2 | 13 | 9 | 23 | 5 | 6 | 8 | 7 | 17 | 24 | 24 | 36 | 47 | 49 | 31 | 22 | 20 | 9 | 6 | 3 | 3 | | 1 | | | 70329.0 |
| 1971 | | | | | | | | | | 2 | 2 | 4 | 5 | 5 | 16 | 19 | 22 | 47 | 56 | 43 | 34 | 21 | 23 | 16 | 20 | 14 | 7 | 4 | 3 | 1 | 1 | | | | | 36811.8 |
| 1972 | | | | | | | | | | | | | 1 | 8 | 23 | 19 | 5 | 14 | 24 | 14 | 50 | 63 | 23 | 38 | 25 | 20 | 17 | 9 | 4 | 3 | 3 | 1 | 2 | | | 71744.6 |

| CLASS | CFS | TOTAL | ACCUM | PERCT | CLASS | CFS | TOTAL | ACCUM | PERCT | CLASS | CFS | TOTAL | ACCUM | PERCT | CLASS | CFS | TOTAL | ACCUM | PERCT |
|---|---|---|---|---|---|---|---|---|---|---|---|---|---|---|---|---|---|---|---|
| 0 | 0.00 | 4 | 2922 | 100.0 | 9 | 2.00 | 31 | 2787 | 95.4 | 18 | 40.0 | 165 | 1838 | 62.9 | 27 | 790 | 39 | 113 | 3.8 |
| 1 | 0.10 | 16 | 2918 | 99.9 | 10 | 2.80 | 62 | 2756 | 94.3 | 19 | 55.0 | 212 | 1673 | 57.3 | 28 | 1100 | 30 | 74 | 2.5 |
| 2 | 0.20 | 26 | 2902 | 99.3 | 11 | 3.90 | 66 | 2694 | 92.2 | 20 | 77.0 | 275 | 1461 | 50.0 | 29 | 1500 | 21 | 44 | 1.5 |
| 3 | 0.30 | 6 | 2876 | 98.4 | 12 | 5.40 | 111 | 2628 | 89.9 | 21 | 110.0 | 252 | 1186 | 40.6 | 30 | 2200 | 8 | 23 | .7 |
| 4 | 0.40 | 11 | 2870 | 98.2 | 13 | 7.50 | 113 | 2517 | 86.1 | 22 | 150.0 | 290 | 934 | 32.0 | 31 | 3000 | 10 | 15 | .5 |
| 5 | 0.50 | 9 | 2859 | 97.8 | 14 | 10.00 | 141 | 2404 | 82.3 | 23 | 210.0 | 199 | 644 | 22.0 | 32 | 4200 | 5 | 5 | .1 |
| 6 | 0.70 | 19 | 2850 | 97.5 | 15 | 15.00 | 112 | 2263 | 77.4 | 24 | 290.0 | 136 | 445 | 15.2 | 33 | 5900 | | | |
| 7 | 1.00 | 15 | 2831 | 96.9 | 16 | 20.00 | 120 | 2151 | 73.6 | 25 | 410.0 | 123 | 309 | 10.6 | 34 | | | | |
| 8 | 1.40 | 29 | 2816 | 96.4 | 17 | 28.00 | 193 | 2031 | 69.5 | 26 | 570.0 | 73 | 186 | 6.4 | | | | | |

LOWEST MEAN DISCHARGE, IN CFS, AND RANKING, FOR THE FOLLOWING NUMBER OF CONSECUTIVE DAYS IN YEAR ENDING MARCH 31

| YEAR | 1 | | 3 | | 7 | | 14 | | 30 | | 60 | | 90 | | 120 | | 183 | | ANNUAL | |
|---|---|---|---|---|---|---|---|---|---|---|---|---|---|---|---|---|---|---|---|---|
| 1966 | 3.20 | 5 | 4.17 | 7 | 4.54 | 6 | 7.08 | 7 | 7.32 | 6 | 16.40 | 7 | 26.10 | 6 | 29.10 | 5 | 44.90 | 3 | 179.00 | 4 |
| 1967 | 0.20 | 1 | 0.20 | 1 | 0.20 | 1 | 0.20 | 1 | 0.29 | 1 | 1.49 | 1 | 2.90 | 1 | 3.50 | 1 | 18.60 | 1 | 200.00 | 5 |
| 1968 | 0.40 | 2 | 0.40 | 2 | 0.41 | 2 | 0.53 | 2 | 1.65 | 2 | 3.10 | 2 | 5.84 | 2 | 7.90 | 2 | 69.40 | 5 | 235.00 | 6 |
| 1969 | 3.90 | 7 | 3.97 | 6 | 4.19 | 5 | 5.06 | 5 | 5.51 | 4 | 6.84 | 4 | 13.60 | 5 | 29.80 | 6 | 109.00 | 7 | 265.00 | 7 |
| 1970 | 2.40 | 4 | 3.00 | 4 | 3.26 | 4 | 3.43 | 4 | 6.00 | 5 | 13.10 | 6 | 27.60 | 7 | 46.30 | 7 | 104.00 | 6 | 160.00 | 3 |
| 1971 | 1.60 | 3 | 1.80 | 3 | 2.77 | 3 | 3.09 | 3 | 4.25 | 3 | 5.02 | 3 | 9.37 | 3 | 14.00 | 3 | 21.20 | 2 | 158.00 | 2 |
| 1972 | 3.60 | 6 | 3.80 | 5 | 4.83 | 7 | 6.60 | 6 | 9.08 | 7 | 11.50 | 5 | 13.40 | 4 | 14.60 | 4 | 49.40 | 4 | 107.00 | 1 |

HIGHEST MEAN DISCHARGE, IN CFS, AND RANKING, FOR THE FOLLOWING NUMBER OF CONSECUTIVE DAYS IN YEAR ENDING SEPTEMBER 30

| YEAR | 1 | | 3 | | 7 | | 15 | | 30 | | 60 | | 90 | | 120 | | 183 | | ANNUAL | |
|---|---|---|---|---|---|---|---|---|---|---|---|---|---|---|---|---|---|---|---|---|
| 1965 | 3910.0 | 4 | 3010.0 | 4 | 1770.0 | 5 | 1190.0 | 5 | 932.0 | 3 | 710.0 | 2 | 550.0 | 2 | 480.0 | 2 | 370.0 | 3 | 198.0 | 4 |
| 1966 | 596.0 | 8 | 529.0 | 8 | 475.0 | 8 | 402.0 | 8 | 313.0 | 8 | 216.0 | 8 | 167.0 | 8 | 149.0 | 8 | 128.0 | 8 | 72.0 | 8 |
| 1967 | 5850.0 | 2 | 4950.0 | 1 | 3070.0 | 1 | 1750.0 | 1 | 1010.0 | 2 | 661.0 | 4 | 535.0 | 4 | 470.0 | 4 | 395.0 | 2 | 234.0 | 2 |
| 1968 | 4240.0 | 3 | 2590.0 | 5 | 2190.0 | 3 | 1360.0 | 3 | 858.0 | 4 | 713.0 | 1 | 591.0 | 1 | 480.0 | 3 | 443.0 | 1 | 288.0 | 1 |
| 1969 | 5870.0 | 1 | 4630.0 | 2 | 2680.0 | 2 | 1730.0 | 2 | 1170.0 | 1 | 682.0 | 3 | 538.0 | 3 | 481.0 | 1 | 367.0 | 4 | 203.0 | 3 |
| 1970 | 3040.0 | 6 | 2050.0 | 6 | 1600.0 | 6 | 1100.0 | 6 | 723.0 | 6 | 512.0 | 5 | 405.0 | 5 | 356.0 | 5 | 278.0 | 6 | 193.0 | 6 |
| 1971 | 1510.0 | 7 | 1210.0 | 7 | 894.0 | 7 | 621.0 | 7 | 438.0 | 7 | 309.0 | 7 | 223.0 | 7 | 208.0 | 7 | 177.0 | 7 | 101.0 | 7 |
| 1972 | 3420.0 | 5 | 3140.0 | 3 | 2080.0 | 4 | 1250.0 | 4 | 815.0 | 5 | 480.0 | 6 | 396.0 | 6 | 327.0 | 6 | 287.0 | 5 | 196.0 | 5 |

STATISTICS ON NORMAL MONTHLY MEANS(ALL DAYS)

| OCT | NOV | DEC | JAN | FEB | MARCH | APRIL | MAY | JUNE | JULY | AUG | SEPT |
|---|---|---|---|---|---|---|---|---|---|---|---|
| BY ROWS(MEAN,VARIANCE,STANDARD DEVIATION, SKEWNESS, COEFF. OF VARIATION,PERCENTAGE OF AVERAGE FLOW) | | | | | | | | | | | |
| 0.4074E+02 | 0.6081E+02 | 0.3156E+03 | 0.2521E+03 | 0.2994E+03 | 0.1758E+03 | 0.4348E+03 | 0.2749E+03 | 0.1861E+03 | 0.8602E+02 | 0.6331E+02 | 0.4815E+02 |
| 0.6665E+04 | 0.1009E+05 | 0.1433E+06 | 0.5528E+05 | 0.3606E+05 | 0.4903E+04 | 0.1020E+06 | 0.1388E+05 | 0.1255E+05 | 0.3680E+04 | 0.1737E+05 | 0.7368E+04 |
| 0.8164E+02 | 0.1004E+03 | 0.3785E+03 | 0.2351E+03 | 0.1899E+03 | 0.7002E+02 | 0.3194E+03 | 0.1178E+03 | 0.1120E+03 | 0.6066E+02 | 0.1318E+03 | 0.8407E+02 |
| 0.2727E+01 | 0.2633E+01 | 0.1099E+01 | 0.1906E+01 | 0.1472E+00 | 0.1894E+00 | 0.4553E+00 | 0.3320E+00 | 0.7443E+00 | 0.2550E+00 | 0.2749E+01 | 0.2518E+01 |
| 0.2004E+01 | 0.1652E+01 | 0.1202E+01 | 0.9325E+00 | 0.6344E+00 | 0.3983E+00 | 0.7347E+00 | 0.4285E+00 | 0.6021E+00 | 0.7052E+00 | 0.2082E+01 | 0.1746E+01 |
| 0.1821E+01 | 0.2718E+01 | 0.1408E+02 | 0.1127E+02 | 0.1338E+02 | 0.7858E+01 | 0.1944E+02 | 0.1229E+02 | 0.8317E+01 | 0.3845E+01 | 0.2830E+01 | 0.2152E+01 |

STATISTICS ON NORMAL ANNUAL MEANS(ALL DAYS)

| MEAN | VARIANCE | STANDARD DEVIATION | SKEWNESS | COEFF. OF VARIATION | SERIAL CORR |
|---|---|---|---|---|---|
| 0.1856E+03 | 0.4787E+04 | 0.6919E+02 | -0.5059E+00 | 0.3728E+00 | -0.4777E-01 |

STATISTICS ON LOG MONTHLY MEANS(ALL DAYS)

| OCT | NOV | DEC | JAN | FEB | MARCH | APRIL | MAY | JUNE | JULY | AUG | SEPT |
|---|---|---|---|---|---|---|---|---|---|---|---|
| BY ROWS(MEAN,VARIANCE,STANDARD DEVIATION, SKEWNESS, COEFF. OF VARIATION,PERCENTAGE OF AVERAGE FLOW) | | | | | | | | | | | |
| 0.9844E+00 | 0.1441E+01 | 0.2104E+01 | 0.2257E+01 | 0.2375E+01 | 0.2211E+01 | 0.2500E+01 | 0.2402E+01 | 0.2198E+01 | 0.1806E+01 | 0.1242E+01 | 0.1191E+01 |
| 0.7251E+00 | 0.2855E+00 | 0.4916E+00 | 0.1469E+00 | 0.1173E+00 | 0.3637E-01 | 0.1665E+00 | 0.3760E-01 | 0.7382E-01 | 0.1495E+00 | 0.4690E+00 | 0.4841E+00 |
| 0.8515E+00 | 0.5343E+00 | 0.7011E+00 | 0.3833E+00 | 0.3425E+00 | 0.1907E+00 | 0.4080E+00 | 0.1939E+00 | 0.2717E+00 | 0.3867E+00 | 0.6849E+00 | 0.6957E+00 |
| -0.1956E+00 | 0.1027E+01 | -0.1222E+00 | -0.1254E-01 | -0.5085E+00 | -0.5636E+00 | -0.6571E+00 | -0.5325E-01 | -0.1776E-01 | -0.4034E+00 | 0.9298E+00 | 0.5589E+00 |
| 0.8650E+00 | 0.3708E+00 | 0.3332E+00 | 0.1698E+00 | 0.1443E+00 | 0.8626E-01 | 0.1632E+00 | 0.8071E-01 | 0.1236E+00 | 0.2141E+00 | 0.5513E+00 | 0.5842E+00 |
| 0.4334E+01 | 0.6345E+01 | 0.9264E+01 | 0.9938E+01 | 0.1046E+02 | 0.9735E+01 | 0.1101E+02 | 0.1058E+02 | 0.9677E+01 | 0.7952E+01 | 0.5470E+01 | 0.5244E+01 |

STATISTICS ON LOG ANNUAL MEANS(ALL DAYS)

| MEAN | VARIANCE | STANDARD DEVIATION | SKEWNESS | COEFF. OF VARIATION | SERIAL CORR |
|---|---|---|---|---|---|
| 0.2234E+01 | 0.3989E-01 | 0.1997E+00 | -0.1211E+01 | 0.8941E-01 | -0.1808E+00 |

ANNUAL PEAKS

| | |
|---|---|
| 1965 | 4270 |
| 1966 | 674 |
| 1967 | 6520 |
| 1968 | 5160 |
| 1969 | 6300 |
| 1970 | 4120 |
| 1971 | 1990 |
| 1972 | 4800 |

## 03339500 Sugar Creek at Crawfordsville, Ind.

LOCATION.--Lat 40°02'56", long 86°53'58", in SW¼NW¼ sec.32, T.19 N., R.4 W., Montgomery County, on left bank 327 ft (100 m) upstream from Crawfordsville Electric Light and Power Co.'s dam at Crawfordsville, 0.5 mile (0.8 km) upstream from bridge on State Highway 43, and 1 mile (2 km) downstream from Walnut Fork Sugar Creek.

DRAINAGE AREA.--509 mi² (1,318 km²).

DURATION TABLE OF DAILY DISCHARGE FOR YEAR ENDING SEPTEMBER 30

| CLASS | 0 | 1 | 2 | 3 | 4 | 5 | 6 | 7 | 8 | 9 | 10 | 11 | 12 | 13 | 14 | 15 | 16 | 17 | 18 | 19 | 20 | 21 | 22 | 23 | 24 | 25 | 26 | 27 | 28 | 29 | 30 | 31 | 32 | 33 | 34 | |
|---|---|---|---|---|---|---|---|---|---|---|---|---|---|---|---|---|---|---|---|---|---|---|---|---|---|---|---|---|---|---|---|---|---|---|---|---|
| YEAR | | | | | | | | | | | | | | | | NUMBER OF DAYS IN CLASS | | | | | | | | | | | | | | | | | | | | CFS_DAYS |
| 1939 | | | | | | | | | | 15 | 20 | 30 | 25 | 25 | 25 | 25 | 20 | 28 | 35 | 18 | 14 | 21 | 11 | 12 | 6 | 5 | 9 | 7 | 7 | 1 | 3 | 1 | 1 | 1 | | 187204.0 |
| 1940 | | | 3 | 2 | 9 | 18 | 16 | 13 | 30 | 15 | 36 | 30 | 36 | 18 | 9 | 33 | 24 | 26 | 9 | 9 | 7 | 7 | 8 | 3 | 3 | 1 | | 1 | | | | | | | | 55894.1 |
| 1941 | | 4 | 16 | 10 | 10 | 12 | 11 | 20 | 25 | 36 | 26 | 23 | 33 | 51 | 36 | 24 | 9 | 5 | 8 | 1 | 2 | 3 | | | | | | | | | | | | | | 23739.7 |
| 1942 | | | 2 | | | | 5 | 15 | 6 | 20 | 31 | 39 | 27 | 25 | 24 | 27 | 19 | 19 | 25 | 23 | 15 | 7 | 11 | 6 | 5 | 3 | 5 | 4 | 2 | | | | | | | 109931.2 |
| 1943 | | | | | | | | | | 14 | 31 | 12 | 26 | 17 | 20 | 37 | 36 | 47 | 30 | 25 | 17 | 13 | 7 | 7 | 11 | 4 | 2 | 3 | | 1 | | 3 | 1 | | 1 | 186008.0 |
| 1944 | | | | | | | | 30 | 27 | 45 | 41 | 50 | 30 | 11 | 4 | 13 | 5 | 7 | 15 | 23 | 24 | 8 | 8 | 5 | 7 | 1 | 3 | 5 | | 1 | 1 | 2 | | | | 122870.0 |
| 1945 | | | | | | | | 5 | 32 | 73 | 37 | 13 | 18 | 15 | 8 | 19 | 16 | 18 | 25 | 23 | 10 | 12 | 11 | 4 | 7 | 4 | 4 | 4 | 3 | 2 | 2 | | | | | 138620.0 |
| 1946 | | | | | | | | | 1 | 22 | 7 | 9 | 10 | 10 | 20 | 38 | 31 | 38 | 27 | 29 | 23 | 22 | 17 | 17 | 13 | 14 | 8 | 5 | 1 | 2 | 1 | | | | | 208417.0 |
| 1947 | | | | | | | | | 7 | 11 | 22 | 13 | 37 | 26 | 26 | 40 | 20 | 29 | 25 | 16 | 26 | 18 | 12 | 12 | 4 | 9 | 3 | 4 | 3 | 2 | | | | | | 154565.0 |
| 1948 | | | | | | | | | 3 | 21 | 24 | 36 | 20 | 22 | 42 | 32 | 19 | 32 | 15 | 14 | 13 | 11 | 13 | 7 | 9 | 7 | 10 | 4 | 6 | 1 | 3 | 1 | 1 | | | 206611.0 |
| 1949 | | | | | | 1 | 12 | 19 | 12 | 23 | 19 | 17 | 9 | 13 | 22 | 32 | 14 | 23 | 41 | 19 | 17 | 13 | 12 | 6 | 10 | 9 | 7 | 6 | 2 | 3 | 3 | | 1 | | | 205545.4 |
| 1950 | | | | | | | | 2 | | 6 | 2 | 12 | 8 | 25 | 22 | 37 | 28 | 23 | 20 | 18 | 21 | 21 | 19 | 26 | 14 | 13 | 13 | 11 | 5 | 6 | 8 | 2 | 2 | 1 | | 396353.0 |
| 1951 | | | | | | | | | 1 | 10 | 23 | 11 | 8 | 7 | 26 | 25 | 28 | 36 | 54 | 28 | 24 | 14 | 16 | 13 | 11 | 9 | 5 | 7 | 7 | 1 | | 1 | | | | 209397.0 |
| 1952 | | | | | | | | | 2 | 16 | 14 | 19 | 18 | 17 | 17 | 25 | 15 | 32 | 43 | 33 | 18 | 17 | 20 | 12 | 10 | 10 | 13 | 5 | 8 | 1 | 1 | | | | | 228574.0 |
| 1953 | | | | | | | | 4 | 7 | 14 | 8 | 8 | 22 | 27 | 14 | 20 | 17 | 46 | 40 | 47 | 27 | 17 | 16 | 7 | 6 | 7 | 4 | 4 | 2 | | 1 | | | | | 156845.0 |
| 1954 | | 8 | 1 | 4 | 9 | 3 | 4 | 23 | 31 | 48 | 60 | 7 | 12 | 15 | 20 | 22 | 25 | 21 | 15 | 9 | 7 | 9 | 1 | 6 | 4 | | 1 | | | | | | | | | 52673.8 |
| 1955 | | | | | 8 | 8 | 9 | 6 | 8 | 14 | 4 | 43 | 24 | 19 | 15 | 23 | 16 | 27 | 22 | 34 | 21 | 14 | 20 | 10 | 10 | 5 | 3 | | 1 | 1 | | | | | | 127886.6 |
| 1956 | | | | | | | | | 9 | 10 | 11 | 8 | 22 | 25 | 21 | 38 | 36 | 29 | 25 | 38 | 27 | 15 | 15 | 12 | 7 | 4 | | 7 | 1 | 2 | 2 | | 2 | | | 192704.0 |
| 1957 | | | | | | | | | 9 | 17 | 24 | 9 | 12 | 16 | 18 | 21 | 20 | 43 | 27 | 21 | 23 | 13 | 19 | 15 | 17 | 12 | 8 | 11 | 5 | | 2 | 1 | | 1 | 1 | 274172.0 |
| 1958 | | | | | | | | | | | | | 9 | 5 | 10 | 39 | 41 | 59 | 43 | 35 | 24 | 14 | 19 | 16 | 14 | 9 | 9 | 4 | 3 | 4 | 5 | 2 | 1 | | | 294074.0 |
| 1959 | | | | | | | | 6 | 18 | 9 | 14 | 26 | 12 | 13 | 46 | 22 | 18 | 23 | 21 | 26 | 24 | 22 | 18 | 15 | 10 | 6 | 6 | 3 | 3 | | 2 | 1 | 1 | | | 194611.0 |
| 1960 | | | | | | | | | 4 | 13 | 11 | 18 | 17 | 26 | 30 | 35 | 37 | 56 | 40 | 22 | 17 | 13 | 6 | 5 | 4 | 2 | 3 | 4 | 3 | | | | | | | 121870.0 |
| 1961 | | | | | | | | | 18 | 23 | 43 | 46 | 24 | 21 | 11 | 21 | 19 | 27 | 15 | 13 | 17 | 10 | 14 | 8 | 10 | 8 | 4 | 4 | 4 | 5 | | | | | | 165937.0 |
| 1962 | | | | | | | | | | | 3 | 20 | 29 | 27 | 22 | 28 | 36 | 49 | 34 | 28 | 26 | 16 | 12 | 8 | 8 | 4 | 6 | 1 | 3 | 3 | 1 | | 1 | | | 182118.0 |
| 1963 | | | | | | | 3 | 8 | 6 | 12 | 12 | 32 | 63 | 38 | 50 | 35 | 19 | 19 | 8 | 7 | 10 | 6 | 6 | 7 | 10 | 6 | 4 | | 1 | | 2 | | 1 | | | 122254.0 |
| 1964 | | | | | | | 21 | 29 | 38 | 38 | 25 | 13 | 17 | 24 | 20 | 25 | 20 | 14 | 8 | 10 | 14 | 8 | 4 | 7 | 9 | 5 | 8 | 2 | 4 | | | 2 | | 1 | | 152952.0 |
| 1965 | | | | | | | | 5 | 18 | 27 | 34 | 34 | 35 | 20 | 14 | 26 | 15 | 14 | 19 | 26 | 23 | 12 | 6 | 5 | 12 | 5 | 7 | 5 | 3 | | | | | | | 137699.0 |
| 1966 | | | | | | 2 | 10 | 8 | 9 | 24 | 6 | 15 | 18 | 63 | 35 | 42 | 37 | 16 | 21 | 15 | 13 | 11 | 7 | 4 | 6 | 2 | 1 | | | | | | | | | 57995.5 |
| 1967 | | | | | | | | 6 | 17 | 18 | 27 | 32 | 25 | 17 | 11 | 13 | 17 | 19 | 34 | 29 | 15 | 15 | 18 | 13 | 10 | 7 | 7 | 6 | 5 | 1 | | 2 | 1 | | | 157434.0 |
| 1968 | | | | | | | | | 6 | 1 | 10 | 14 | 31 | 19 | 18 | 28 | 39 | 30 | 28 | 26 | 18 | 16 | 17 | 18 | 15 | 8 | 5 | 4 | 6 | 2 | 5 | 1 | 1 | | | 197841.0 |
| 1969 | | | | | | | | | | | | 10 | 42 | 10 | 10 | 17 | 21 | 30 | 43 | 48 | 32 | 22 | 18 | 19 | 14 | 10 | 4 | 5 | 4 | 2 | 1 | 2 | 1 | | | 191762.0 |
| 1970 | | | | | | | | | | | 3 | 5 | 9 | 10 | 19 | 23 | 34 | 21 | 37 | 47 | 43 | 25 | 23 | 13 | 18 | 8 | 9 | 8 | 1 | 5 | 4 | | | | | 207068.0 |
| 1971 | | | | | | | | | 2 | 9 | 16 | 8 | 7 | 29 | 35 | 45 | 52 | 49 | 28 | 15 | 19 | 9 | 12 | 9 | 6 | 4 | 3 | 5 | 3 | | | | | | | 134665.0 |
| 1972 | | | | | | | | | | | | 40 | 34 | 17 | 14 | 13 | 40 | 57 | 33 | 25 | 25 | 16 | 12 | 8 | 12 | 5 | 5 | 3 | 4 | | 3 | | | | | 176832.0 |
| 1973 | | | | | | | | | | | | | 6 | 20 | 22 | 11 | 12 | 18 | 35 | 41 | 29 | 24 | 36 | 28 | 29 | 15 | 12 | 8 | 10 | 6 | 3 | | | | | 272975.0 |

| CLASS | CFS | TOTAL | ACCUM | PERCT | CLASS | CFS | TOTAL | ACCUM | PERCT | CLASS | CFS | TOTAL | ACCUM | PERCT | CLASS | CFS | TOTAL | ACCUM | PERCT |
|---|---|---|---|---|---|---|---|---|---|---|---|---|---|---|---|---|---|---|---|
| 0 | 0.00 | 0 | 12784 | 100.0 | 9 | 21.00 | 612 | 11960 | 93.6 | 18 | 250.0 | 939 | 4722 | 36.9 | 27 | 2900 | 145 | 369 | 2.8 |
| 1 | 2.40 | 12 | 12784 | 100.0 | 10 | 28.00 | 684 | 11348 | 88.8 | 19 | 330.0 | 781 | 3783 | 29.6 | 28 | 3900 | 94 | 224 | 1.7 |
| 2 | 3.20 | 22 | 12772 | 99.9 | 11 | 37.00 | 752 | 10664 | 83.4 | 20 | 430.0 | 655 | 3002 | 23.5 | 29 | 5100 | 51 | 130 | 1.0 |
| 3 | 4.10 | 16 | 12750 | 99.7 | 12 | 49.00 | 783 | 9912 | 77.5 | 21 | 570.0 | 490 | 2347 | 18.4 | 30 | 6700 | 43 | 79 | .6 |
| 4 | 5.50 | 38 | 12734 | 99.6 | 13 | 64.00 | 719 | 9129 | 71.4 | 22 | 750.0 | 441 | 1857 | 14.5 | 31 | 8800 | 19 | 36 | .2 |
| 5 | 7.20 | 52 | 12696 | 99.3 | 14 | 84.00 | 775 | 8410 | 65.8 | 23 | 990.0 | 354 | 1416 | 11.1 | 32 | 12000 | 12 | 17 | .1 |
| 6 | 9.40 | 95 | 12644 | 98.9 | 15 | 110.00 | 975 | 7635 | 59.7 | 24 | 1300.0 | 298 | 1062 | 8.3 | 33 | 15000 | 3 | 5 | .0 |
| 7 | 12.00 | 217 | 12549 | 98.2 | 16 | 150.00 | 837 | 6660 | 52.1 | 25 | 1700.0 | 213 | 764 | 6.0 | 34 | 20000 | 2 | 2 | .0 |
| 8 | 16.00 | 372 | 12332 | 96.5 | 17 | 190.00 | 1101 | 5823 | 45.5 | 26 | 2200.0 | 182 | 551 | 4.3 | | | | | |

LOWEST MEAN DISCHARGE, IN CFS, AND RANKING, FOR THE FOLLOWING NUMBER OF CONSECUTIVE DAYS IN YEAR ENDING MARCH 31

| YEAR | 1 | | 3 | | 7 | | 14 | | 30 | | 60 | | 90 | | 120 | | 183 | | ANNUAL | |
|---|---|---|---|---|---|---|---|---|---|---|---|---|---|---|---|---|---|---|---|---|
| 1940 | 16.00 | 13 | 16.00 | 13 | 17.00 | 14 | 17.90 | 14 | 18.40 | 12 | 23.00 | 11 | 33.00 | 13 | 37.00 | 12 | 47.40 | 10 | 292.00 | 8 |
| 1941 | 4.00 | 3 | 4.00 | 3 | 4.74 | 3 | 5.79 | 3 | 7.63 | 3 | 10.50 | 2 | 11.60 | 2 | 13.80 | 2 | 21.70 | 2 | 121.00 | 1 |
| 1942 | 2.40 | 1 | 2.40 | 1 | 2.74 | 1 | 3.09 | 1 | 4.72 | 1 | 6.49 | 1 | 8.73 | 1 | 12.50 | 1 | 29.80 | 3 | 193.00 | 2 |
| 1943 | 21.00 | 22 | 23.00 | 23 | 25.10 | 23 | 27.40 | 22 | 29.40 | 20 | 37.90 | 20 | 48.70 | 19 | 60.60 | 20 | 102.00 | 19 | 291.00 | 6 |
| 1944 | 19.00 | 20 | 19.00 | 17 | 20.10 | 17 | 20.70 | 17 | 23.70 | 16 | 34.40 | 19 | 41.30 | 17 | 45.40 | 13 | 46.00 | 8 | 463.00 | 20 |
| 1945 | 12.00 | 9 | 12.70 | 9 | 13.00 | 9 | 13.80 | 9 | 15.90 | 9 | 16.90 | 6 | 17.40 | 4 | 19.20 | 4 | 20.80 | 1 | 318.00 | 11 |
| 1946 | 22.00 | 25 | 23.30 | 24 | 25.40 | 24 | 28.90 | 23 | 38.00 | 22 | 89.90 | 28 | 108.00 | 27 | 229.00 | 29 | 235.00 | 28 | 648.00 | 27 |
| 1947 | 18.00 | 16 | 18.00 | 16 | 18.60 | 16 | 19.60 | 16 | 21.50 | 15 | 27.60 | 14 | 38.60 | 16 | 56.80 | 17 | 100.00 | 16 | 361.00 | 14 |
| 1948 | 24.00 | 26 | 25.00 | 26 | 26.40 | 25 | 31.50 | 24 | 38.30 | 24 | 43.60 | 21 | 60.40 | 21 | 59.40 | 19 | 75.80 | 13 | 529.00 | 24 |
| 1949 | 19.00 | 17 | 20.00 | 20 | 21.00 | 18 | 23.60 | 19 | 24.90 | 18 | 32.00 | 18 | 48.70 | 18 | 94.50 | 23 | 161.00 | 23 | 816.00 | 31 |
| 1950 | 8.60 | 6 | 9.80 | 6 | 11.30 | 8 | 12.70 | 7 | 13.70 | 8 | 18.80 | 9 | 31.30 | 12 | 55.00 | 16 | 111.00 | 20 | 774.00 | 29 |
| 1951 | 21.00 | 23 | 21.70 | 22 | 23.70 | 22 | 34.90 | 26 | 43.80 | 27 | 244.00 | 34 | 485.00 | 34 | 457.00 | 34 | 568.00 | 33 | 789.00 | 30 |
| 1952 | 19.00 | 18 | 19.70 | 18 | 21.70 | 19 | 23.50 | 18 | 24.30 | 17 | 28.20 | 16 | 34.70 | 15 | 52.90 | 15 | 153.00 | 22 | 482.00 | 22 |
| 1953 | 28.00 | 29 | 31.30 | 29 | 35.10 | 29 | 48.40 | 30 | 59.50 | 30 | 82.90 | 27 | 186.00 | 30 | 161.00 | 27 | 237.00 | 29 | 569.00 | 26 |
| 1954 | 12.00 | 10 | 12.70 | 10 | 13.40 | 10 | 15.90 | 11 | 16.30 | 10 | 19.70 | 10 | 22.30 | 8 | 24.50 | 6 | 41.00 | 6 | 207.00 | 3 |
| 1955 | 3.10 | 2 | 3.10 | 2 | 3.10 | 2 | 3.79 | 2 | 5.69 | 2 | 13.70 | 3 | 15.70 | 3 | 34.40 | 10 | 41.50 | 7 | 305.00 | 9 |

LOWEST MEAN DISCHARGE, IN CFS, AND RANKING, FOR THE FOLLOWING NUMBER OF CONSECUTIVE DAYS IN YEAR ENDING MARCH 31

| | 1 | 3 | 7 | 14 | 30 | 60 | 90 | 120 | 183 | ANNUAL |
|---|---|---|---|---|---|---|---|---|---|---|
| 1956 | 6.50 4 | 6.50 4 | 6.50 4 | 7.09 4 | 10.60 4 | 27.60 15 | 101.00 26 | 144.00 25 | 215.00 26 | 396.00 16 |
| 1957 | 16.00 14 | 16.00 14 | 16.60 13 | 17.30 12 | 19.10 13 | 24.90 12 | 29.60 10 | 35.90 11 | 92.70 15 | 425.00 18 |
| 1958 | 54.00 33 | 56.00 33 | 57.70 33 | 62.80 33 | 102.00 34 | 196.00 33 | 206.00 32 | 297.00 32 | 623.00 34 | 929.00 34 |
| 1959 | 81.00 34 | 82.00 34 | 83.60 34 | 89.10 34 | 95.20 33 | 121.00 31 | 172.00 29 | 374.00 33 | 557.00 32 | 887.00 32 |
| 1960 | 12.00 11 | 13.00 11 | 15.60 12 | 17.90 13 | 25.40 19 | 29.30 17 | 33.60 14 | 47.10 14 | 75.90 14 | 318.00 10 |
| 1961 | 16.00 15 | 17.30 15 | 18.30 15 | 18.60 15 | 20.90 14 | 25.20 13 | 29.80 11 | 32.60 9 | 48.00 11 | 289.00 5 |
| 1962 | 20.00 21 | 21.30 21 | 23.40 21 | 26.30 20 | 38.00 23 | 59.10 25 | 77.10 24 | 138.00 24 | 191.00 25 | 689.00 28 |
| 1963 | 34.00 30 | 37.70 30 | 40.90 31 | 50.60 31 | 62.00 31 | 64.40 26 | 73.60 23 | 84.30 22 | 102.00 17 | 340.00 13 |
| 1964 | 9.80 7 | 10.20 7 | 10.30 6 | 10.60 6 | 11.50 6 | 15.30 4 | 19.50 5 | 18.60 3 | 32.80 4 | 244.00 4 |
| 1965 | 12.00 12 | 13.00 12 | 13.60 11 | 14.90 10 | 16.90 11 | 18.30 8 | 20.60 6 | 25.00 7 | 38.30 5 | 418.00 17 |
| 1966 | 25.00 27 | 27.70 27 | 33.60 28 | 37.80 28 | 42.80 25 | 58.80 24 | 65.60 22 | 75.00 21 | 102.00 18 | 331.00 12 |
| 1967 | 6.50 5 | 6.83 5 | 7.87 5 | 8.99 5 | 10.80 5 | 15.50 5 | 20.90 7 | 22.20 5 | 54.20 12 | 389.00 15 |
| 1968 | 11.00 8 | 11.00 8 | 11.10 7 | 12.80 8 | 13.70 7 | 17.60 7 | 24.50 9 | 28.70 8 | 46.40 9 | 454.00 19 |
| 1969 | 37.00 31 | 38.70 31 | 40.40 30 | 42.00 29 | 45.40 28 | 48.50 22 | 88.70 25 | 151.00 26 | 219.00 27 | 546.00 25 |
| 1970 | 28.00 28 | 29.30 28 | 32.70 27 | 35.10 27 | 43.60 26 | 143.00 32 | 201.00 31 | 233.00 30 | 330.00 30 | 515.00 23 |
| 1971 | 22.00 24 | 24.30 25 | 29.30 26 | 34.30 25 | 51.10 29 | 101.00 29 | 141.00 28 | 163.00 28 | 183.00 24 | 481.00 21 |
| 1972 | 19.00 19 | 19.70 19 | 22.30 20 | 26.40 21 | 30.50 21 | 48.50 23 | 54.00 20 | 58.10 18 | 148.00 21 | 292.00 7 |
| 1973 | 42.00 32 | 44.30 32 | 48.70 32 | 55.20 32 | 69.00 32 | 111.00 30 | 210.00 33 | 292.00 31 | 424.00 31 | 897.00 33 |

HIGHEST MEAN DISCHARGE, IN CFS, AND RANKING, FOR THE FOLLOWING NUMBER OF CONSECUTIVE DAYS IN YEAR ENDING SEPTEMBER 30

| YEAR | 1 | 3 | 7 | 15 | 30 | 60 | 90 | 120 | 183 | ANNUAL |
|---|---|---|---|---|---|---|---|---|---|---|
| 1939 | 13200.0 9 | 8090.0 13 | 4730.0 15 | 2850.0 17 | 2000.0 15 | 1600.0 10 | 1470.0 6 | 1180.0 7 | 915.0 12 | 513.0 15 |
| 1940 | 2970.0 32 | 2200.0 32 | 1470.0 32 | 1040.0 32 | 784.0 32 | 507.0 32 | 452.0 32 | 384.0 32 | 278.0 32 | 153.0 33 |
| 1941 | 676.0 35 | 556.0 35 | 384.0 35 | 262.0 35 | 177.0 35 | 135.0 35 | 140.0 35 | 126.0 35 | 109.0 35 | 65.0 35 |
| 1942 | 4660.0 31 | 3630.0 30 | 2410.0 31 | 1700.0 29 | 989.0 29 | 862.0 29 | 781.0 28 | 670.0 30 | 551.0 30 | 301.0 31 |
| 1943 | 20000.0 2 | 13600.0 2 | 7930.0 2 | 6120.0 2 | 3450.0 3 | 1920.0 7 | 1450.0 7 | 1170.0 8 | 896.0 13 | 510.0 16 |
| 1944 | 9130.0 16 | 7360.0 17 | 4410.0 18 | 3250.0 10 | 2110.0 13 | 1350.0 18 | 1160.0 17 | 947.0 19 | 637.0 26 | 336.0 28 |
| 1945 | 7000.0 22 | 5880.0 19 | 3850.0 20 | 2060.0 27 | 1250.0 28 | 1170.0 22 | 1140.0 18 | 979.0 18 | 696.0 23 | 380.0 24 |
| 1946 | 7710.0 19 | 4420.0 26 | 2730.0 26 | 1980.0 28 | 1310.0 27 | 1140.0 25 | 1050.0 21 | 891.0 23 | 925.0 10 | 571.0 7 |
| 1947 | 6680.0 23 | 4990.0 22 | 3440.0 23 | 2220.0 24 | 1600.0 21 | 1330.0 19 | 1130.0 19 | 905.0 22 | 756.0 20 | 423.0 22 |
| 1948 | 12100.0 12 | 9620.0 7 | 5900.0 7 | 4280.0 4 | 3710.0 2 | 2270.0 3 | 1750.0 4 | 1380.0 4 | 1040.0 6 | 565.0 9 |
| 1949 | 12500.0 11 | 8330.0 11 | 4850.0 12 | 3820.0 8 | 3230.0 4 | 2360.0 2 | 1770.0 3 | 1460.0 3 | 1060.0 4 | 563.0 10 |
| 1950 | 17800.0 4 | 12000.0 4 | 7360.0 6 | 6330.0 1 | 4290.0 1 | 3210.0 1 | 2480.0 1 | 2280.0 1 | 1670.0 1 | 1090.0 1 |
| 1951 | 8810.0 17 | 6210.0 18 | 4290.0 19 | 3060.0 12 | 1840.0 17 | 1380.0 17 | 1210.0 14 | 1120.0 13 | 939.0 9 | 574.0 6 |
| 1952 | 7140.0 20 | 4670.0 25 | 2730.0 27 | 2560.0 21 | 1600.0 22 | 1320.0 20 | 1280.0 12 | 1150.0 12 | 1060.0 5 | 625.0 5 |
| 1953 | 7010.0 21 | 4710.0 24 | 2680.0 29 | 2070.0 26 | 1550.0 25 | 989.0 28 | 888.0 26 | 750.0 27 | 675.0 25 | 430.0 21 |
| 1954 | 2270.0 33 | 1590.0 33 | 1030.0 33 | 793.0 33 | 658.0 33 | 502.0 33 | 419.0 33 | 357.0 33 | 266.0 34 | 144.0 34 |
| 1955 | 6220.0 26 | 4380.0 27 | 2720.0 28 | 1640.0 30 | 951.0 30 | 781.0 30 | 719.0 30 | 713.0 28 | 609.0 27 | 350.0 27 |
| 1956 | 13600.0 7 | 11100.0 5 | 8020.0 1 | 4290.0 3 | 2340.0 9 | 1390.0 16 | 1020.0 22 | 1090.0 14 | 837.0 16 | 527.0 13 |
| 1957 | 20100.0 1 | 15300.0 1 | 7820.0 3 | 4020.0 6 | 2790.0 5 | 2130.0 5 | 2050.0 2 | 1720.0 2 | 1330.0 2 | 751.0 3 |
| 1958 | 13500.0 8 | 9590.0 8 | 7520.0 4 | 4020.0 7 | 2240.0 11 | 2190.0 4 | 1690.0 5 | 1360.0 5 | 993.0 7 | 806.0 2 |
| 1959 | 12900.0 10 | 8010.0 15 | 4700.0 16 | 2670.0 19 | 2370.0 8 | 1650.0 8 | 1300.0 11 | 1160.0 10 | 971.0 8 | 533.0 12 |
| 1960 | 5040.0 28 | 3560.0 31 | 2520.0 30 | 1470.0 31 | 928.0 31 | 743.0 31 | 628.0 31 | 561.0 31 | 510.0 31 | 333.0 30 |
| 1961 | 6340.0 24 | 5190.0 21 | 4540.0 17 | 2910.0 13 | 2140.0 12 | 1580.0 11 | 1310.0 9 | 1180.0 6 | 859.0 14 | 455.0 19 |
| 1962 | 14200.0 6 | 9400.0 9 | 5000.0 11 | 2680.0 18 | 1730.0 19 | 1610.0 9 | 1300.0 10 | 1050.0 15 | 822.0 17 | 499.0 17 |
| 1963 | 14400.0 5 | 9660.0 6 | 5350.0 9 | 3210.0 11 | 2330.0 10 | 1520.0 13 | 1080.0 20 | 834.0 25 | 580.0 28 | 335.0 29 |
| 1964 | 19100.0 3 | 13000.0 3 | 7410.0 5 | 4200.0 5 | 2630.0 6 | 2000.0 6 | 1410.0 8 | 1150.0 11 | 808.0 19 | 418.0 23 |
| 1965 | 4780.0 30 | 3760.0 29 | 3540.0 22 | 2400.0 23 | 1570.0 23 | 1180.0 21 | 990.0 23 | 920.0 21 | 694.0 24 | 377.0 25 |
| 1966 | 1860.0 34 | 1430.0 34 | 1020.0 34 | 728.0 34 | 545.0 34 | 379.0 34 | 308.0 34 | 295.0 34 | 272.0 33 | 159.0 32 |
| 1967 | 10200.0 15 | 8180.0 12 | 5240.0 10 | 2910.0 14 | 1600.0 20 | 1150.0 23 | 877.0 27 | 933.0 20 | 811.0 18 | 431.0 20 |
| 1968 | 11900.0 13 | 8020.0 14 | 4810.0 13 | 2870.0 15 | 1770.0 18 | 1550.0 12 | 1200.0 15 | 1020.0 17 | 916.0 11 | 541.0 11 |
| 1969 | 10500.0 14 | 9120.0 10 | 5760.0 8 | 3510.0 9 | 2380.0 7 | 1510.0 14 | 1170.0 16 | 1050.0 16 | 837.0 15 | 525.0 14 |
| 1970 | 6250.0 25 | 5300.0 20 | 3580.0 21 | 2440.0 22 | 1530.0 26 | 1150.0 24 | 933.0 25 | 859.0 24 | 745.0 21 | 567.0 8 |
| 1971 | 4830.0 29 | 4040.0 28 | 3250.0 25 | 2190.0 25 | 1550.0 24 | 1040.0 27 | 741.0 29 | 713.0 29 | 570.0 29 | 369.0 26 |
| 1972 | 8200.0 18 | 7700.0 16 | 4810.0 14 | 2860.0 16 | 1970.0 16 | 1120.0 26 | 972.0 24 | 797.0 26 | 696.0 22 | 483.0 18 |
| 1973 | 6120.0 27 | 4930.0 23 | 3300.0 24 | 2590.0 20 | 2010.0 14 | 1490.0 15 | 1270.0 13 | 1170.0 9 | 1190.0 3 | 748.0 4 |

STATISTICS ON NORMAL MONTHLY MEANS(ALL DAYS)

| OCT | NOV | DEC | JAN | FEB | MARCH | APRIL | MAY | JUNE | JULY | AUG | SEPT |
|---|---|---|---|---|---|---|---|---|---|---|---|
| BY ROWS(MEAN,VARIANCE,STANDARD DEVIATION, SKEWNESS, COEFF. OF VARIATION,PERCENTAGE OF AVERAGE FLOW) | | | | | | | | | | | |
| 0.1308E+03 | 0.2668E+03 | 0.4281E+03 | 0.6636E+03 | 0.6914E+03 | 0.8128E+03 | 0.9408E+03 | 0.6238E+03 | 0.5638E+03 | 0.2632E+03 | 0.1407E+03 | 0.1330E+03 |
| 0.4078E+05 | 0.1467E+06 | 0.2549E+06 | 0.7621E+06 | 0.2873E+06 | 0.2658E+06 | 0.4632E+06 | 0.3498E+06 | 0.3178E+06 | 0.5013E+05 | 0.8898E+05 | 0.7381E+05 |
| 0.2019E+03 | 0.3830E+03 | 0.5049E+03 | 0.8730E+03 | 0.5360E+03 | 0.5155E+03 | 0.6806E+03 | 0.5914E+03 | 0.5637E+03 | 0.2239E+03 | 0.2983E+03 | 0.2717E+03 |
| 0.2662E+01 | 0.2370E+01 | 0.1677E+01 | 0.2704E+01 | 0.7937E+00 | 0.7881E+00 | 0.9062E+00 | 0.3073E+01 | 0.2303E+01 | 0.1337E+01 | 0.5367E+01 | 0.4231E+01 |
| 0.1544E+01 | 0.1435E+01 | 0.1179E+01 | 0.1316E+01 | 0.7753E+00 | 0.6342E+00 | 0.7234E+00 | 0.9481E+00 | 0.9999E+00 | 0.8506E+00 | 0.2120E+01 | 0.2043E+01 |
| 0.2312E+01 | 0.4715E+01 | 0.7566E+01 | 0.1173E+02 | 0.1222E+02 | 0.1436E+02 | 0.1663E+02 | 0.1102E+02 | 0.9963E+01 | 0.4651E+01 | 0.2486E+01 | 0.2350E+01 |

STATISTICS ON NORMAL ANNUAL MEANS(ALL DAYS)

| MEAN | VARIANCE | STANDARD DEVIATION | SKEWNESS | COEFF. OF VARIATION | SERIAL CORR |
|---|---|---|---|---|---|
| 0.4698E+03 | 0.3942E+05 | 0.1986E+03 | 0.5795E+00 | 0.4226E+00 | 0.4020E+00 |

STATISTICS ON LOG MONTHLY MEANS(ALL DAYS)

| OCT | NOV | DEC | JAN | FEB | MARCH | APRIL | MAY | JUNE | JULY | AUG | SEPT |
|---|---|---|---|---|---|---|---|---|---|---|---|
| BY ROWS(MEAN,VARIANCE,STANDARD DEVIATION, SKEWNESS, COEFF. OF VARIATION,PERCENTAGE OF AVERAGE FLOW) | | | | | | | | | | | |
| 0.1787E+01 | 0.2085E+01 | 0.2315E+01 | 0.2506E+01 | 0.2680E+01 | 0.2813E+01 | 0.2851E+01 | 0.2671E+01 | 0.2586E+01 | 0.2244E+01 | 0.1854E+01 | 0.1710E+01 |
| 0.2530E+00 | 0.2882E+00 | 0.3308E+00 | 0.3272E+00 | 0.1696E+00 | 0.9976E-01 | 0.1210E+00 | 0.1029E+00 | 0.1445E+00 | 0.1897E+00 | 0.2111E+00 | 0.3144E+00 |
| 0.5030E+00 | 0.5369E+00 | 0.5751E+00 | 0.5720E+00 | 0.4118E+00 | 0.3159E+00 | 0.3479E+00 | 0.3208E+00 | 0.3801E+00 | 0.4355E+00 | 0.4594E+00 | 0.5607E+00 |
| 0.8118E+00 | 0.5591E+00 | -0.1047E+00 | -0.1791E+00 | -0.4012E+00 | -0.6424E+00 | -0.2261E+00 | 0.2531E+00 | 0.2369E+00 | -0.4628E+00 | 0.3985E+00 | 0.6056E+00 |
| 0.2815E+00 | 0.2574E+00 | 0.2484E+00 | 0.2283E+00 | 0.1537E+00 | 0.1123E+00 | 0.1220E+00 | 0.1201E+00 | 0.1470E+00 | 0.1941E+00 | 0.2478E+00 | 0.3278E+00 |
| 0.6358E+01 | 0.7420E+01 | 0.8237E+01 | 0.8918E+01 | 0.9537E+01 | 0.1001E+02 | 0.1014E+02 | 0.9506E+01 | 0.9202E+01 | 0.7985E+01 | 0.6597E+01 | 0.6086E+01 |

STATISTICS ON LOG ANNUAL MEANS(ALL DAYS)

| MEAN | VARIANCE | STANDARD DEVIATION | SKEWNESS | COEFF. OF VARIATION | SERIAL CORR |
|---|---|---|---|---|---|
| 0.2623E+01 | 0.5488E-01 | 0.2343E+00 | -0.1578E+01 | 0.8930E-01 | 0.4035E+00 |

ANNUAL PEAKS

| | | | |
|---|---|---|---|
| 1913 | 36000 | 1956 | 18200 |
| 1927 | 24300 | 1957 | 26300 |
| 1937 | 8720 | 1958 | 15100 |
| 1939 | 17600 | 1959 | 14600 |
| 1940 | 3660 | 1960 | 7300 |
| 1941 | 903 | 1961 | 8580 |
| 1942 | 5050 | 1962 | 15100 |
| 1943 | 24000 | 1963 | 15100 |
| 1944 | 11400 | 1964 | 21800 |
| 1945 | 9470 | 1965 | 6200 |
| 1946 | 8970 | 1966 | 2130 |
| 1947 | 7710 | 1967 | 11100 |
| 1948 | 14800 | 1968 | 14300 |
| 1949 | 13900 | 1969 | 11200 |
| 1950 | 20800 | 1970 | 6670 |
| 1951 | 9470 | 1971 | 5440 |
| 1952 | 7860 | 1972 | 9370 |
| 1953 | 7860 | 1973 | 6900 |
| 1954 | 2730 | | |
| 1955 | 6480 | | |

## 03340000 Sugar Creek near Byron, Ind.

LOCATION.--Lat 39°55'52", long 87°07'33", in NW¼SW¼ sec.8, T.17 N., R.6 W., Parke County, on right bank 30 ft (9 m) upstream from county highway bridge, 2.5 miles (4.0 km) northwest of Byron, and 5 miles (8 km) downstream from Indian Creek.

DRAINAGE AREA.--670 mi² (1,735 km²).

### DURATION TABLE OF DAILY DISCHARGE FOR YEAR ENDING SEPTEMBER 30

| CLASS | 0 | 1 | 2 | 3 | 4 | 5 | 6 | 7 | 8 | 9 | 10 | 11 | 12 | 13 | 14 | 15 | 16 | 17 | 18 | 19 | 20 | 21 | 22 | 23 | 24 | 25 | 26 | 27 | 28 | 29 | 30 | 31 | 32 | 33 | 34 | |
|---|---|---|---|---|---|---|---|---|---|---|---|---|---|---|---|---|---|---|---|---|---|---|---|---|---|---|---|---|---|---|---|---|---|---|---|---|
| YEAR | NUMBER OF DAYS IN CLASS | | | | | | | | | | | | | | | | | | | | | | | | | | | | | | | | | | | CFS-DAYS |
| 1941 | | 13 | 9 | 24 | 14 | 10 | 8 | 16 | 58 | 34 | 60 | 47 | 31 | 18 | 9 | 4 | 3 | 2 | 1 | 2 | 2 | | | | | | | | | | | | | | | 41702.0 |
| 1942 | | | 1 | 1 | 9 | 7 | 20 | 26 | 43 | 39 | 16 | 25 | 24 | 24 | 15 | 19 | 19 | 22 | 12 | 8 | 5 | 6 | 7 | 2 | 4 | 3 | 5 | 1 | 2 | | | | | | | 157868.0 |
| 1943 | | | | | | | 1 | 31 | 21 | 28 | 18 | 22 | 27 | 39 | 35 | 32 | 26 | 19 | 14 | 14 | 3 | 7 | 7 | 7 | 5 | | 1 | 2 | 1 | | | 1 | 3 | | 1 | 249170.0 |
| 1944 | | | | | 6 | 30 | 20 | 61 | 57 | 44 | 13 | 5 | 9 | 8 | 9 | 9 | 17 | 23 | 13 | 10 | 7 | 5 | 5 | 2 | 1 | 3 | 4 | 1 | 1 | 1 | 2 | | | | | 161595.0 |
| 1945 | | | | | | 24 | 47 | 59 | 15 | 17 | 16 | 15 | 13 | 16 | 13 | 24 | 19 | 18 | 10 | 18 | 7 | 4 | 7 | 7 | 1 | 5 | 2 | 2 | 3 | 1 | 2 | | | | | 195398.0 |
| 1946 | | | | | | | | 10 | 16 | 14 | 11 | 18 | 27 | 17 | 28 | 47 | 24 | 29 | 21 | 28 | 15 | 9 | 15 | 14 | 10 | 4 | 2 | 4 | | | 2 | | | | | 273278.0 |
| 1947 | | | | | | | | 18 | 22 | 31 | 29 | 15 | 46 | 25 | 29 | 20 | 23 | 18 | 19 | 22 | 11 | 10 | 8 | 3 | 6 | 1 | 5 | 2 | 2 | | | | | | | 199851.0 |
| 1948 | | | | | | | | 14 | 32 | 17 | 39 | 41 | 29 | 25 | 24 | 23 | 17 | 21 | 9 | 11 | 8 | 9 | 9 | 9 | 10 | 5 | 2 | 4 | 3 | 1 | 2 | 2 | | | | 281120.0 |
| 1949 | | | | | | 6 | 31 | 8 | 25 | 23 | 17 | 18 | 24 | 25 | 21 | 27 | 34 | 21 | 17 | 10 | 10 | 7 | 8 | 7 | 8 | 4 | 5 | 2 | 2 | 1 | 3 | 1 | | | | 263159.0 |
| 1950 | | | | | | | 2 | | 8 | 12 | 13 | 27 | 29 | 16 | 24 | 25 | 14 | 20 | 28 | 19 | 21 | 21 | 19 | 13 | 9 | 7 | 9 | 8 | 7 | 8 | 2 | 1 | 1 | 2 | | 528496.0 |
| 1951 | | | | | | | | 5 | 30 | 11 | 6 | 18 | 21 | 27 | 21 | 29 | 35 | 34 | 26 | 26 | 16 | 13 | 11 | 14 | 2 | 6 | 9 | 2 | 2 | | 1 | | | | | 285303.0 |
| 1952 | | | | | | | | 8 | 37 | 18 | 12 | 18 | 18 | 21 | 16 | 35 | 35 | 32 | 18 | 18 | 19 | 12 | 7 | 13 | 12 | 4 | 3 | 7 | 2 | 1 | | | | | | 282981.0 |
| 1953 | | | | | | 14 | 18 | 6 | 3 | 26 | 21 | 14 | 16 | 18 | 21 | 45 | 38 | 38 | 17 | 19 | 13 | 13 | 7 | 3 | 5 | 3 | 5 | 1 | | 1 | | | | | | 210509.0 |
| 1954 | | | 17 | 10 | 7 | 17 | 72 | 61 | 21 | 10 | 15 | 16 | 21 | 26 | 16 | 17 | 9 | 4 | 7 | 5 | 2 | 4 | 6 | 1 | 1 | | | | | | | | | | | 70264.0 |
| 1955 | | | | 13 | 12 | 10 | 12 | 20 | 40 | 26 | 12 | 9 | 20 | 19 | 21 | 21 | 18 | 35 | 15 | 14 | 13 | 16 | 7 | 7 | 3 | | | 1 | 1 | | | | | | | 159584.0 |
| 1956 | | | | | | | 15 | 14 | 9 | 27 | 18 | 24 | 23 | 37 | 30 | 19 | 23 | 32 | 25 | 18 | 11 | 10 | 12 | 2 | 3 | 1 | 6 | 1 | | 4 | | 1 | 1 | | | 251439.0 |
| 1957 | | | | | | | 12 | 20 | 20 | 10 | 9 | 24 | 14 | 19 | 27 | 39 | 23 | 26 | 20 | 13 | 16 | 13 | 13 | 12 | 11 | 7 | 8 | 4 | | 2 | | 1 | | 1 | 1 | 352773.0 |
| 1958 | | | | | | | | | | | | 10 | 18 | 45 | 55 | 47 | 35 | 25 | 25 | 15 | 13 | 14 | 12 | 14 | 11 | 7 | 5 | 3 | 2 | 4 | 2 | 3 | | | | 383064.0 |
| 1959 | | | | | | | 6 | 22 | 24 | 18 | 14 | 51 | 14 | 19 | 22 | 22 | 17 | 20 | 21 | 20 | 11 | 23 | 11 | 6 | 8 | 6 | 3 | 3 | | 1 | 2 | | | 1 | | 270424.0 |
| 1960 | | | | | | | 3 | 10 | 16 | 12 | 26 | 25 | 32 | 31 | 50 | 49 | 27 | 27 | 16 | 10 | 9 | 4 | 2 | 4 | 4 | 3 | 3 | 2 | | 1 | | | | | | 176081.0 |
| 1961 | | | | | | | 14 | 27 | 40 | 62 | 27 | 13 | 22 | 15 | 20 | 17 | 12 | 12 | 11 | 16 | 9 | 9 | 6 | 9 | 8 | 2 | 2 | 6 | 2 | 4 | | | | | | 230702.0 |
| 1962 | | | | | | | | | 8 | 33 | 23 | 23 | 21 | 33 | 36 | 39 | 27 | 37 | 18 | 20 | 9 | 9 | 8 | 4 | 6 | 2 | 1 | 2 | 1 | 2 | 2 | | 1 | | | 246406.0 |
| 1963 | | | | | | 14 | 11 | 19 | 22 | 60 | 30 | 53 | 35 | 17 | 20 | 14 | 7 | 9 | 5 | 11 | 6 | 7 | 9 | 7 | 3 | 2 | 1 | | | | 2 | | 1 | | | 157992.0 |
| 1964 | | | | | 17 | 34 | 41 | 54 | 14 | 19 | 16 | 16 | 26 | 21 | 10 | 14 | 13 | 10 | 11 | 8 | 7 | 4 | 8 | 6 | 7 | 4 | | 2 | 1 | | | 2 | | 1 | | 192747.0 |
| 1965 | | | | | | 4 | 31 | 30 | 39 | 33 | 26 | 19 | 19 | 19 | 9 | 15 | 24 | 19 | 17 | 9 | 12 | 10 | 6 | 9 | 5 | 3 | 3 | 2 | 2 | | | | | | | 185760.0 |
| 1966 | | | 3 | 4 | 22 | 10 | 22 | 14 | 5 | 47 | 52 | 38 | 38 | 19 | 23 | 15 | 11 | 14 | 10 | 4 | 5 | 5 | 1 | 2 | 1 | | | | | | | | | | | 81595.0 |
| 1967 | | | | | 11 | 49 | 22 | 21 | 20 | 14 | 11 | 11 | 13 | 13 | 29 | 31 | 20 | 14 | 15 | 17 | 15 | 9 | 8 | 5 | 4 | 6 | 2 | 2 | | 1 | 1 | 1 | | | | 208431.0 |
| 1968 | | | | | | 4 | 8 | 5 | 22 | 32 | 19 | 20 | 31 | 28 | 32 | 24 | 18 | 19 | 14 | 20 | 15 | 12 | 9 | 9 | 5 | 3 | 5 | 4 | 3 | 2 | 2 | | 1 | | | 287353.0 |
| 1969 | | | | | | | | 5 | 43 | 13 | 7 | 14 | 21 | 23 | 30 | 41 | 34 | 25 | 15 | 26 | 17 | 15 | 11 | 9 | 5 | 2 | 1 | 4 | 1 | | 2 | 1 | | | | 263349.0 |
| 1970 | | | | | | | 3 | 10 | 6 | 9 | 21 | 24 | 34 | 16 | 25 | 32 | 34 | 36 | 23 | 21 | 18 | 12 | 10 | 9 | 9 | 3 | 1 | 3 | 5 | 1 | | | | | | 270364.9 |
| 1971 | | | | | | | 1 | 4 | 15 | 11 | 9 | 25 | 35 | 33 | 49 | 43 | 34 | 23 | 14 | 15 | 12 | 6 | 8 | 7 | 6 | 4 | 3 | 2 | 5 | 1 | | | | | | 190049.0 |

| CLASS | CFS | TOTAL | ACCUM | PERCT | CLASS | CFS | TOTAL | ACCUM | PERCT | CLASS | CFS | TOTAL | ACCUM | PERCT | CLASS | CFS | TOTAL | ACCUM | PERCT |
|---|---|---|---|---|---|---|---|---|---|---|---|---|---|---|---|---|---|---|---|
| 0 | 0.00 | 0 | 11322 | 100.0 | 9 | 76.00 | 748 | 9136 | 80.7 | 18 | 610.0 | 488 | 2635 | 23.3 | 27 | 4800 | 80 | 216 | 1.9 |
| 1 | 12.00 | 13 | 11322 | 100.0 | 10 | 96.00 | 622 | 8388 | 74.1 | 19 | 760.0 | 464 | 2147 | 19.0 | 28 | 6100 | 44 | 136 | 1.2 |
| 2 | 15.00 | 30 | 11309 | 99.9 | 11 | 120.00 | 708 | 7766 | 68.6 | 20 | 960.0 | 331 | 1683 | 14.9 | 29 | 7700 | 36 | 92 | .8 |
| 3 | 19.00 | 52 | 11279 | 99.6 | 12 | 150.00 | 749 | 7058 | 62.3 | 21 | 1200.0 | 300 | 1352 | 11.9 | 30 | 9700 | 27 | 56 | .4 |
| 4 | 24.00 | 98 | 11227 | 99.2 | 13 | 190.00 | 728 | 6309 | 55.7 | 22 | 1500.0 | 256 | 1052 | 9.3 | 31 | 12000 | 14 | 29 | .2 |
| 5 | 30.00 | 234 | 11129 | 98.3 | 14 | 240.00 | 763 | 5581 | 49.3 | 23 | 1900.0 | 215 | 796 | 7.0 | 32 | 15000 | 9 | 15 | .1 |
| 6 | 38.00 | 423 | 10895 | 96.2 | 15 | 300.00 | 829 | 4818 | 42.6 | 24 | 2400.0 | 171 | 581 | 5.1 | 33 | 19000 | 4 | 6 | |
| 7 | 48.00 | 609 | 10472 | 92.5 | 16 | 380.00 | 679 | 3989 | 35.2 | 25 | 3100.0 | 99 | 410 | 3.6 | 34 | 24000 | 2 | 2 | |
| 8 | 60.00 | 727 | 9863 | 87.1 | 17 | 480.00 | 675 | 3310 | 29.2 | 26 | 3800.0 | 95 | 311 | 2.7 | | | | | |

### LOWEST MEAN DISCHARGE, IN CFS, AND RANKING, FOR THE FOLLOWING NUMBER OF CONSECUTIVE DAYS IN YEAR ENDING MARCH 31

| YEAR | 1 | | 3 | | 7 | | 14 | | 30 | | 60 | | 90 | | 120 | | 183 | | ANNUAL | |
|---|---|---|---|---|---|---|---|---|---|---|---|---|---|---|---|---|---|---|---|---|
| 1942 | 12.00 | 1 | 12.70 | 1 | 12.90 | 1 | 13.50 | 1 | 20.30 | 2 | 22.80 | 1 | 26.30 | 1 | 32.40 | 1 | 60.40 | 2 | 283.00 | 2 |
| 1943 | 44.00 | 14 | 44.00 | 13 | 45.60 | 13 | 46.70 | 14 | 52.40 | 13 | 64.00 | 13 | 76.40 | 14 | 89.90 | 12 | 140.00 | 14 | 397.00 | 5 |
| 1944 | 49.00 | 18 | 49.70 | 17 | 50.40 | 16 | 51.70 | 15 | 53.70 | 14 | 65.00 | 15 | 72.00 | 11 | 74.80 | 11 | 76.20 | 7 | 622.00 | 16 |
| 1945 | 27.00 | 7 | 27.00 | 7 | 30.30 | 7 | 30.90 | 7 | 37.40 | 8 | 38.80 | 6 | 41.50 | 4 | 43.30 | 4 | 44.50 | 1 | 438.00 | 7 |
| 1946 | 54.00 | 24 | 54.70 | 23 | 56.30 | 21 | 59.90 | 20 | 72.90 | 21 | 161.00 | 26 | 187.00 | 24 | 324.00 | 26 | 339.00 | 26 | 851.00 | 24 |
| 1947 | 52.00 | 22 | 52.00 | 21 | 52.70 | 18 | 53.10 | 18 | 57.40 | 15 | 66.10 | 16 | 80.60 | 16 | 105.00 | 14 | 161.00 | 17 | 489.00 | 11 |
| 1948 | 52.00 | 23 | 56.00 | 24 | 59.30 | 24 | 62.10 | 21 | 71.40 | 19 | 91.10 | 19 | 108.00 | 18 | 115.00 | 17 | 132.00 | 11 | 700.00 | 21 |
| 1949 | 51.00 | 20 | 51.70 | 20 | 55.30 | 20 | 63.70 | 22 | 74.70 | 24 | 97.00 | 21 | 122.00 | 21 | 184.00 | 20 | 264.00 | 22 | 1050.00 | 28 |
| 1950 | 36.00 | 10 | 36.70 | 10 | 37.90 | 10 | 39.60 | 11 | 43.50 | 11 | 54.90 | 11 | 77.10 | 15 | 105.00 | 15 | 183.00 | 18 | 1040.00 | 26 |
| 1951 | 63.00 | 26 | 63.00 | 26 | 66.00 | 25 | 86.30 | 28 | 91.00 | 26 | 337.00 | 30 | 682.00 | 30 | 600.00 | 30 | 786.00 | 29 | 1050.00 | 27 |
| 1952 | 50.00 | 19 | 51.30 | 19 | 55.10 | 19 | 59.30 | 19 | 61.50 | 17 | 64.90 | 14 | 74.40 | 12 | 106.00 | 16 | 242.00 | 19 | 639.00 | 17 |
| 1953 | 58.00 | 25 | 59.30 | 25 | 67.10 | 26 | 78.50 | 27 | 97.00 | 27 | 121.00 | 24 | 229.00 | 26 | 205.00 | 22 | 301.00 | 24 | 722.00 | 22 |
| 1954 | 31.00 | 9 | 31.00 | 9 | 32.00 | 9 | 34.70 | 9 | 36.40 | 7 | 38.90 | 7 | 42.10 | 5 | 44.90 | 5 | 64.00 | 3 | 277.00 | 1 |
| 1955 | 16.00 | 2 | 16.00 | 2 | 16.10 | 2 | 17.10 | 2 | 18.80 | 1 | 35.80 | 3 | 37.60 | 3 | 59.70 | 8 | 65.70 | 5 | 381.00 | 4 |
| 1956 | 20.00 | 4 | 21.00 | 4 | 22.10 | 4 | 23.10 | 4 | 27.70 | 4 | 49.70 | 10 | 147.00 | 23 | 205.00 | 23 | 299.00 | 23 | 518.00 | 13 |
| 1957 | 38.00 | 11 | 38.30 | 11 | 39.10 | 11 | 39.60 | 10 | 43.10 | 10 | 49.60 | 9 | 54.90 | 9 | 64.20 | 9 | 138.00 | 13 | 560.00 | 15 |
| 1958 | 111.00 | 29 | 115.00 | 29 | 126.00 | 30 | 140.00 | 30 | 182.00 | 30 | 277.00 | 29 | 312.00 | 29 | 408.00 | 28 | 834.00 | 30 | 1200.00 | 30 |
| 1959 | 120.00 | 30 | 120.00 | 30 | 121.00 | 29 | 125.00 | 29 | 130.00 | 29 | 176.00 | 27 | 257.00 | 27 | 518.00 | 29 | 754.00 | 28 | 1170.00 | 29 |
| 1960 | 40.00 | 12 | 41.00 | 12 | 43.10 | 12 | 45.80 | 12 | 59.50 | 16 | 73.00 | 17 | 74.90 | 13 | 93.20 | 13 | 133.00 | 12 | 444.00 | 9 |
| 1961 | 46.00 | 15 | 46.00 | 15 | 46.10 | 14 | 46.60 | 13 | 51.20 | 12 | 59.70 | 12 | 66.70 | 10 | 69.50 | 10 | 88.70 | 9 | 425.00 | 6 |
| 1962 | 46.00 | 16 | 48.00 | 16 | 50.40 | 17 | 52.40 | 16 | 65.80 | 18 | 102.00 | 23 | 121.00 | 20 | 189.00 | 21 | 251.00 | 20 | 908.00 | 25 |
| 1963 | 71.00 | 28 | 74.00 | 28 | 76.00 | 28 | 76.90 | 26 | 97.80 | 28 | 101.00 | 22 | 115.00 | 19 | 130.00 | 19 | 159.00 | 16 | 477.00 | 10 |
| 1964 | 24.00 | 5 | 24.00 | 5 | 24.30 | 5 | 25.50 | 5 | 32.00 | 5 | 36.70 | 5 | 42.60 | 6 | 41.30 | 3 | 64.50 | 4 | 321.00 | 3 |
| 1965 | 30.00 | 8 | 30.30 | 8 | 30.70 | 8 | 32.90 | 8 | 40.00 | 9 | 43.30 | 8 | 44.90 | 7 | 50.40 | 6 | 72.10 | 6 | 541.00 | 14 |
| 1966 | 48.00 | 17 | 50.00 | 18 | 56.70 | 22 | 67.00 | 24 | 72.00 | 20 | 94.10 | 20 | 106.00 | 17 | 117.00 | 18 | 148.00 | 15 | 443.00 | 8 |
| 1967 | 17.00 | 3 | 17.30 | 3 | 20.00 | 3 | 22.30 | 3 | 25.50 | 3 | 32.40 | 2 | 36.20 | 2 | 39.40 | 2 | 88.70 | 10 | 515.00 | 12 |
| 1968 | 26.00 | 6 | 26.30 | 6 | 27.40 | 6 | 30.90 | 6 | 32.00 | 6 | 36.10 | 4 | 48.50 | 8 | 57.10 | 7 | 79.40 | 8 | 649.00 | 18 |
| 1969 | 65.00 | 27 | 67.70 | 27 | 68.30 | 27 | 71.40 | 25 | 76.60 | 25 | 81.80 | 18 | 142.00 | 22 | 242.00 | 25 | 338.00 | 25 | 765.00 | 23 |
| 1970 | 52.00 | 21 | 54.70 | 22 | 59.00 | 23 | 63.80 | 23 | 73.80 | 22 | 226.00 | 28 | 289.00 | 28 | 344.00 | 27 | 461.00 | 27 | 679.00 | 20 |
| 1971 | 42.00 | 13 | 44.70 | 14 | 49.00 | 15 | 52.60 | 17 | 74.20 | 23 | 147.00 | 25 | 197.00 | 25 | 225.00 | 24 | 254.00 | 21 | 651.00 | 19 |

HIGHEST MEAN DISCHARGE, IN CFS, AND RANKING, FOR THE FOLLOWING NUMBER OF CONSECUTIVE DAYS IN YEAR ENDING SEPTEMBER 30

| YEAR | 1 | | 3 | | 7 | | 15 | | 30 | | 60 | | 90 | | 120 | | 183 | | ANNUAL | |
|---|---|---|---|---|---|---|---|---|---|---|---|---|---|---|---|---|---|---|---|---|
| 1941 | 1030.0 | 31 | 858.0 | 31 | 594.0 | 31 | 401.0 | 31 | 276.0 | 31 | 208.0 | 31 | 206.0 | 31 | 189.0 | 31 | 170.0 | 31 | 114.0 | 31 |
| 1942 | 6400.0 | 27 | 5500.0 | 25 | 3580.0 | 24 | 2420.0 | 25 | 1400.0 | 26 | 1210.0 | 26 | 1100.0 | 25 | 945.0 | 26 | 776.0 | 25 | 433.0 | 28 |
| 1943 | 26200.0 | 1 | 18800.0 | 2 | 10900.0 | 1 | 8270.0 | 2 | 4640.0 | 3 | 2580.0 | 6 | 1950.0 | 6 | 1570.0 | 8 | 1190.0 | 10 | 683.0 | 14 |
| 1944 | 11600.0 | 15 | 9360.0 | 15 | 5500.0 | 16 | 4020.0 | 11 | 2640.0 | 13 | 1690.0 | 16 | 1450.0 | 16 | 1210.0 | 18 | 821.0 | 23 | 442.0 | 25 |
| 1945 | 9930.0 | 18 | 8020.0 | 16 | 5110.0 | 18 | 2790.0 | 22 | 1720.0 | 24 | 1620.0 | 18 | 1540.0 | 14 | 1340.0 | 16 | 972.0 | 19 | 535.0 | 20 |
| 1946 | 10200.0 | 17 | 5730.0 | 24 | 3410.0 | 25 | 2300.0 | 26 | 1590.0 | 25 | 1420.0 | 23 | 1290.0 | 21 | 1120.0 | 22 | 1180.0 | 11 | 749.0 | 8 |
| 1947 | 7540.0 | 24 | 6100.0 | 21 | 4220.0 | 22 | 2740.0 | 23 | 1950.0 | 22 | 1650.0 | 17 | 1390.0 | 17 | 1130.0 | 21 | 944.0 | 20 | 548.0 | 19 |
| 1948 | 14800.0 | 10 | 13000.0 | 6 | 7630.0 | 7 | 5520.0 | 3 | 4770.0 | 2 | 2900.0 | 2 | 2240.0 | 3 | 1800.0 | 3 | 1360.0 | 3 | 768.0 | 7 |
| 1949 | 13300.0 | 13 | 9960.0 | 14 | 5830.0 | 15 | 4620.0 | 7 | 3890.0 | 4 | 2880.0 | 3 | 2170.0 | 4 | 1800.0 | 4 | 1310.0 | 5 | 721.0 | 12 |
| 1950 | 22800.0 | 4 | 16500.0 | 4 | 9790.0 | 4 | 8300.0 | 1 | 5530.0 | 1 | 4170.0 | 1 | 3190.0 | 1 | 2930.0 | 1 | 2150.0 | 1 | 1450.0 | 1 |
| 1951 | 10700.0 | 16 | 7440.0 | 17 | 5190.0 | 17 | 3710.0 | 15 | 2290.0 | 15 | 1740.0 | 15 | 1540.0 | 15 | 1450.0 | 9 | 1240.0 | 9 | 782.0 | 5 |
| 1952 | 8220.0 | 22 | 5870.0 | 22 | 3400.0 | 26 | 3050.0 | 20 | 1930.0 | 23 | 1610.0 | 19 | 1570.0 | 13 | 1430.0 | 11 | 1290.0 | 7 | 773.0 | 6 |
| 1953 | 9600.0 | 19 | 6390.0 | 20 | 3810.0 | 23 | 2720.0 | 24 | 2130.0 | 18 | 1380.0 | 25 | 1210.0 | 23 | 1020.0 | 24 | 902.0 | 22 | 577.0 | 17 |
| 1954 | 3020.0 | 29 | 2260.0 | 29 | 1340.0 | 29 | 1030.0 | 29 | 871.0 | 29 | 651.0 | 29 | 542.0 | 29 | 456.0 | 29 | 340.0 | 30 | 193.0 | 30 |
| 1955 | 6790.0 | 26 | 4910.0 | 28 | 3040.0 | 28 | 1860.0 | 28 | 1100.0 | 28 | 917.0 | 28 | 855.0 | 27 | 844.0 | 27 | 745.0 | 26 | 437.0 | 26 |
| 1956 | 17000.0 | 5 | 13300.0 | 5 | 9950.0 | 3 | 5370.0 | 4 | 2920.0 | 10 | 1780.0 | 14 | 1310.0 | 20 | 1380.0 | 14 | 1080.0 | 14 | 687.0 | 13 |
| 1957 | 24400.0 | 2 | 20100.0 | 1 | 10300.0 | 2 | 5310.0 | 5 | 3600.0 | 5 | 2720.0 | 4 | 2570.0 | 2 | 2170.0 | 2 | 1690.0 | 2 | 967.0 | 3 |
| 1958 | 13500.0 | 12 | 10700.0 | 12 | 8390.0 | 6 | 4510.0 | 9 | 2880.0 | 11 | 2720.0 | 5 | 2130.0 | 5 | 1720.0 | 5 | 1280.0 | 8 | 1050.0 | 2 |
| 1959 | 16500.0 | 6 | 10300.0 | 13 | 6080.0 | 12 | 3550.0 | 16 | 3080.0 | 8 | 2260.0 | 8 | 1780.0 | 8 | 1580.0 | 7 | 1320.0 | 4 | 741.0 | 9 |
| 1960 | 9420.0 | 20 | 5750.0 | 23 | 3200.0 | 27 | 1910.0 | 27 | 1210.0 | 27 | 970.0 | 27 | 828.0 | 28 | 748.0 | 28 | 712.0 | 28 | 481.0 | 24 |
| 1961 | 8530.0 | 21 | 6980.0 | 18 | 5960.0 | 14 | 3830.0 | 13 | 2930.0 | 9 | 2130.0 | 10 | 1790.0 | 7 | 1620.0 | 6 | 1170.0 | 12 | 632.0 | 16 |
| 1962 | 15900.0 | 7 | 11500.0 | 9 | 6050.0 | 13 | 3290.0 | 17 | 2200.0 | 16 | 1990.0 | 12 | 1640.0 | 11 | 1340.0 | 15 | 1050.0 | 16 | 675.0 | 15 |
| 1963 | 15900.0 | 8 | 11800.0 | 8 | 6410.0 | 11 | 3760.0 | 14 | 2780.0 | 12 | 1850.0 | 13 | 1330.0 | 18 | 1030.0 | 23 | 726.0 | 27 | 433.0 | 27 |
| 1964 | 23300.0 | 3 | 16800.0 | 3 | 8980.0 | 5 | 5100.0 | 6 | 3140.0 | 6 | 2380.0 | 7 | 1720.0 | 10 | 1410.0 | 12 | 1000.0 | 17 | 527.0 | 21 |
| 1965 | 6900.0 | 25 | 4980.0 | 27 | 4560.0 | 20 | 3060.0 | 19 | 2080.0 | 19 | 1540.0 | 20 | 1310.0 | 19 | 1210.0 | 17 | 915.0 | 21 | 509.0 | 23 |
| 1966 | 2460.0 | 30 | 1750.0 | 30 | 1220.0 | 30 | 929.0 | 30 | 712.0 | 30 | 516.0 | 30 | 412.0 | 30 | 403.0 | 30 | 370.0 | 29 | 224.0 | 29 |
| 1967 | 12700.0 | 14 | 11000.0 | 11 | 7110.0 | 9 | 3910.0 | 12 | 2190.0 | 17 | 1520.0 | 21 | 1170.0 | 24 | 1200.0 | 19 | 1060.0 | 15 | 571.0 | 18 |
| 1968 | 15400.0 | 9 | 11400.0 | 10 | 6760.0 | 10 | 4080.0 | 10 | 2530.0 | 14 | 2220.0 | 9 | 1730.0 | 9 | 1450.0 | 10 | 1300.0 | 6 | 785.0 | 4 |
| 1969 | 14000.0 | 11 | 11900.0 | 7 | 7410.0 | 8 | 4550.0 | 8 | 3140.0 | 7 | 2020.0 | 11 | 1590.0 | 12 | 1390.0 | 13 | 1130.0 | 13 | 722.0 | 11 |
| 1970 | 7770.0 | 23 | 6620.0 | 19 | 4800.0 | 19 | 3260.0 | 18 | 2020.0 | 21 | 1440.0 | 22 | 1250.0 | 22 | 1150.0 | 20 | 975.0 | 18 | 741.0 | 10 |
| 1971 | 6370.0 | 28 | 5180.0 | 26 | 4340.0 | 21 | 2910.0 | 21 | 2070.0 | 20 | 1410.0 | 24 | 1010.0 | 26 | 970.0 | 25 | 798.0 | 24 | 521.0 | 22 |

STATISTICS CN NORMAL MONTHLY MEANS(ALL DAYS)

| OCT | NOV | DEC | JAN | FEB | MARCH | APRIL | MAY | JUNE | JULY | AUG | SEPT |
|---|---|---|---|---|---|---|---|---|---|---|---|

BY ROWS(MEAN,VARIANCE,STANDARD DEVIATION, SKEWNESS, COEFF. OF VARIATION,PERCENTAGE OF AVERAGE FLOW)

| | | | | | | | | | | | |
|---|---|---|---|---|---|---|---|---|---|---|---|
| 0.1851E+03 | 0.3352E+03 | 0.5552E+03 | 0.8993E+03 | 0.9403E+03 | 0.1017E+04 | 0.1165E+04 | 0.9020E+03 | 0.7792E+03 | 0.3744E+03 | 0.2147E+03 | 0.1943E+03 |
| 0.5545E+05 | 0.1416E+06 | 0.4532E+06 | 0.1343E+07 | 0.5032E+06 | 0.3479E+06 | 0.7170E+06 | 0.6446E+06 | 0.5170E+06 | 0.1012E+06 | 0.1550E+06 | 0.1498E+06 |
| 0.2438E+03 | 0.3762E+03 | 0.6732E+03 | 0.1159E+04 | 0.7094E+03 | 0.5898E+03 | 0.8468E+03 | 0.8029E+03 | 0.7190E+03 | 0.3182E+03 | 0.3937E+03 | 0.3870E+03 |
| 0.2648E+01 | 0.1776E+01 | 0.1997E+01 | 0.2580E+01 | 0.7281E+00 | 0.7795E+00 | 0.9898E+00 | 0.3165E+01 | 0.2062E+01 | 0.1623E+01 | 0.4930E+01 | 0.4767E+01 |
| 0.1317E+01 | 0.1122E+01 | 0.1213E+01 | 0.1288E+01 | 0.7544E+00 | 0.5802E+00 | 0.7270E+00 | 0.8901E+00 | 0.9228E+00 | 0.8499E+00 | 0.1834E+01 | 0.1992E+01 |
| 0.2448E+01 | 0.4433E+01 | 0.7343E+01 | 0.1189E+02 | 0.1244E+02 | 0.1345E+02 | 0.1540E+02 | 0.1193E+02 | 0.1030E+02 | 0.4951E+01 | 0.2840E+01 | 0.2569E+01 |

STATISTICS CN NORMAL ANNUAL MEANS(ALL DAYS)

| MEAN | VARIANCE | STANDARD DEVIATION | SKEWNESS | COEFF. OF VARIATION | SERIAL CORR |
|---|---|---|---|---|---|
| 0.6279E+03 | 0.6543E+05 | 0.2558E+03 | 0.7756E+00 | 0.4074E+00 | 0.3736E+00 |

STATISTICS ON LOG MONTHLY MEANS(ALL DAYS)

| OCT | NOV | DEC | JAN | FEB | MARCH | APRIL | MAY | JUNE | JULY | AUG | SEPT |
|---|---|---|---|---|---|---|---|---|---|---|---|

BY ROWS(MEAN,VARIANCE,STANDARD DEVIATION, SKEWNESS, COEFF. OF VARIATION,PERCENTAGE OF AVERAGE FLOW)

| | | | | | | | | | | | |
|---|---|---|---|---|---|---|---|---|---|---|---|
| 0.2039E+01 | 0.2302E+01 | 0.2468E+01 | 0.2664E+01 | 0.2822E+01 | 0.2925E+01 | 0.2950E+01 | 0.2847E+01 | 0.2742E+01 | 0.2424E+01 | 0.2104E+01 | 0.1991E+01 |
| 0.1701E+00 | 0.1919E+00 | 0.2636E+00 | 0.2825E+00 | 0.1615E+00 | 0.8554E-01 | 0.1119E+00 | 0.9249E-01 | 0.1334E+00 | 0.1470E+00 | 0.1465E+00 | 0.1994E+00 |
| 0.4125E+00 | 0.4381E+00 | 0.5135E+00 | 0.5315E+00 | 0.4018E+00 | 0.2925E+00 | 0.3345E+00 | 0.3041E+00 | 0.3652E+00 | 0.3834E+00 | 0.3827E+00 | 0.4465E+00 |
| 0.9280E+00 | 0.4652E+00 | 0.7665E-01 | -0.9864E-02 | -0.4282E+00 | -0.7752E+00 | -0.9103E-01 | 0.3696E-01 | 0.1795E+00 | -0.2221E+00 | 0.9788E+00 | 0.9318E+00 |
| 0.2023E+00 | 0.1903E+00 | 0.2080E+00 | 0.1995E+00 | 0.1424E+00 | 0.9997E-01 | 0.1134E+00 | 0.1068E+00 | 0.1332E+00 | 0.1582E+00 | 0.1819E+00 | 0.2243E+00 |
| 0.6735E+01 | 0.7602E+01 | 0.8152E+01 | 0.8798E+01 | 0.9320E+01 | 0.9662E+01 | 0.9741E+01 | 0.9402E+01 | 0.9057E+01 | 0.8006E+01 | 0.6949E+01 | 0.6574E+01 |

STATISTICS CN LOG ANNUAL MEANS(ALL DAYS)

| MEAN | VARIANCE | STANDARD DEVIATION | SKEWNESS | COEFF. OF VARIATION | SERIAL CORR |
|---|---|---|---|---|---|
| 0.2756E+01 | 0.4603E-01 | 0.2145E+00 | -0.1452E+01 | 0.7786E-01 | 0.3374E+00 |

ANNUAL PEAKS

| | | | | | |
|---|---|---|---|---|---|
| 1941 | 1180 | 1952 | 10900 | 1962 | 19200 |
| 1942 | 9930 | 1953 | 11900 | 1963 | 17000 |
| 1943 | 28700 | 1954 | 4630 | 1964 | 24000 |
| 1944 | 14200 | 1955 | 7240 | 1965 | 8510 |
| 1945 | 13400 | 1956 | 20600 | 1966 | 3360 |
| 1946 | 14600 | 1957 | 32200 | 1967 | 15800 |
| 1947 | 8500 | 1958 | 15000 | 1968 | 22300 |
| 1948 | 16800 | 1959 | 18500 | 1969 | 15000 |
| 1949 | 14500 | 1960 | 12700 | 1970 | 10400 |
| 1950 | 24900 | 1961 | 12100 | 1971 | 8840 |
| 1951 | 13100 | | | | |

03340500 Wabash River at Montezuma, Ind.

LOCATION.--Lat 39°47'33", long 87°22'26", in SE¼NE¼ sec.35, T.16 N., R.9 W., Parke County, on downstream side of first pier from left bank of bridge on U.S. Highway 36 at Montezuma, 2.0 miles (3.2 km) upstream from Raccoon Creek, 4.9 miles (7.9 km) downstream from Sugar Creek, and at mile 240 (386 km).

DRAINAGE AREA.--11,118 mi² (28,796 km²).

REMARKS.--Daily flow is affected at times by the operation of several reservoirs and powerplants.

DURATION TABLE OF DAILY DISCHARGE FOR YEAR ENDING SEPTEMBER 30

| CLASS | 0 | 1 | 2 | 3 | 4 | 5 | 6 | 7 | 8 | 9 | 10 | 11 | 12 | 13 | 14 | 15 | 16 | 17 | 18 | 19 | 20 | 21 | 22 | 23 | 24 | 25 | 26 | 27 | 28 | 29 | 30 | 31 | 32 | 33 | 34 | |
|---|---|---|---|---|---|---|---|---|---|---|---|---|---|---|---|---|---|---|---|---|---|---|---|---|---|---|---|---|---|---|---|---|---|---|---|---|
| YEAR | NUMBER OF DAYS IN CLASS | | | | | | | | | | | | | | | | | | | | | | | | | | | | | | | | | | | CFS-DAYS |
| 1928 | | | | | | 5 | 7 | 2 | 8 | 14 | 21 | 29 | 28 | 24 | 28 | 28 | 30 | 23 | 28 | 18 | 14 | 12 | 13 | 14 | 2 | 6 | 7 | 2 | 3 | | | | | | | 4666440.0 |
| 1929 | | | | | | 4 | 56 | 41 | 13 | 6 | 15 | 10 | 19 | 23 | 21 | 14 | 18 | 16 | 16 | 19 | 9 | 14 | 13 | 11 | 15 | 10 | 2 | | | | | | | | | 4053470.0 |
| 1930 | | | | | | 55 | 32 | 19 | 29 | 17 | 11 | 13 | 16 | 19 | 10 | 13 | 23 | 15 | 18 | 19 | 5 | 10 | 5 | 6 | 10 | 3 | 1 | 9 | 2 | 4 | 1 | | | | | 4179950.0 |
| 1931 | | | 1 | 13 | 35 | 95 | 43 | 31 | 28 | 19 | 39 | 29 | 13 | 10 | 1 | 2 | 6 | | | | | | | | | | | | | | | | | | | 914760.0 |
| 1932 | | | 1 | 11 | 6 | 13 | 26 | 30 | 24 | 23 | 15 | 13 | 24 | 28 | 37 | 23 | 25 | 20 | 13 | 10 | 8 | 2 | 5 | 3 | 5 | 1 | | | | | | | | | | 2595840.0 |
| 1933 | | | | | | 10 | 39 | 27 | 16 | 20 | 36 | 16 | 11 | 19 | 19 | 12 | 11 | 17 | 10 | 12 | 10 | 8 | 21 | 24 | 8 | 4 | 4 | 6 | 2 | 2 | 1 | | | | | 4739690.0 |
| 1934 | | 11 | 13 | 4 | 25 | 26 | 22 | 61 | 41 | 55 | 29 | 24 | 9 | 11 | 6 | 6 | 9 | 2 | 3 | 4 | 3 | 1 | | | | | | | | | | | | | | 1221605.0 |
| 1935 | | | | | | 5 | 12 | 42 | 16 | 10 | 22 | 27 | 18 | 32 | 27 | 28 | 29 | 19 | 19 | 15 | 11 | 11 | 3 | 5 | 1 | 6 | 5 | 2 | | | | | | | | 2942690.0 |
| 1936 | | | | 24 | 33 | 42 | 19 | 19 | 22 | 40 | 23 | 25 | 20 | 15 | 17 | 12 | 12 | 10 | 3 | 3 | 4 | 3 | 5 | 4 | 3 | 1 | 1 | 2 | 1 | 3 | | | | | | 2360770.0 |
| 1937 | | | | | | | 2 | 14 | 10 | 30 | 21 | 23 | 17 | 20 | 22 | 19 | 32 | 24 | 19 | 15 | 13 | 12 | 22 | 20 | 10 | 4 | 9 | 7 | | | | | | | | 5207150.0 |
| 1938 | | | | | | 2 | 7 | 28 | 21 | 31 | 21 | 9 | 23 | 27 | 36 | 27 | 17 | 16 | 15 | 14 | 11 | 6 | 11 | 10 | 7 | 6 | 10 | 9 | 1 | | | | | | | 4568150.0 |
| 1939 | | | | | 14 | 12 | 35 | 45 | 18 | 14 | 18 | 23 | 31 | 28 | 17 | 12 | 15 | 10 | 8 | 8 | 5 | 9 | 11 | 10 | 6 | 3 | 2 | 4 | 4 | 3 | | | | | | 3716940.0 |
| 1940 | | | 36 | 11 | 59 | 50 | 37 | 8 | 5 | 11 | 23 | 24 | 27 | 25 | 5 | 6 | 7 | 6 | 5 | 5 | 9 | 5 | 2 | | | | | | | | | | | | | 1486900.0 |
| 1941 | | 14 | 35 | 19 | 2 | 19 | 29 | 31 | 53 | 51 | 40 | 20 | 20 | 8 | 6 | 7 | 4 | 1 | 3 | 2 | 1 | | | | | | | | | | | | | | | 924921.0 |
| 1942 | | 4 | 1 | | | | | 4 | 36 | 38 | 29 | 33 | 33 | 24 | 41 | 20 | 10 | 14 | 15 | 10 | 7 | 6 | 5 | 13 | 10 | 7 | 3 | 2 | | | | | | | | 3080936.0 |
| 1943 | | | | | | | | 4 | 10 | 12 | 18 | 26 | 20 | 24 | 36 | 35 | 34 | 37 | 21 | 19 | 19 | 7 | 6 | 6 | 9 | 4 | 1 | 5 | 3 | 2 | 1 | 1 | 2 | 2 | 1 | 4784770.0 |
| 1944 | | | 2 | 16 | 34 | 28 | 50 | 33 | 53 | 9 | 5 | 7 | 5 | 8 | 6 | 7 | 5 | 11 | 14 | 11 | 15 | 14 | 6 | 8 | 2 | 2 | 5 | 4 | 3 | 3 | | | | | | 2854201.0 |
| 1945 | | | 2 | 28 | 26 | 32 | 27 | 28 | 14 | 10 | 11 | 10 | 15 | 6 | 19 | 17 | 19 | 26 | 20 | 8 | 8 | 4 | 10 | 5 | 5 | 5 | 8 | 2 | | | | | | | | 2791966.0 |
| 1946 | | | | 5 | 20 | 8 | 12 | 5 | 10 | 14 | 8 | 12 | 34 | 33 | 33 | 24 | 18 | 19 | 28 | 9 | 11 | 14 | 8 | 20 | 18 | 2 | | | | | | | | | | 3472310.0 |
| 1947 | | | | | 10 | 7 | 9 | 7 | 37 | 31 | 41 | 35 | 16 | 16 | 22 | 15 | 12 | 24 | 10 | 8 | 17 | 4 | 13 | 8 | 7 | 6 | 8 | 2 | | | | | | | | 3173620.0 |
| 1948 | | | | | | 2 | 23 | 19 | 20 | 29 | 53 | 17 | 25 | 18 | 11 | 25 | 23 | 15 | 13 | 6 | 10 | 5 | 9 | 12 | 7 | 13 | 6 | 5 | | | | | | | | 3463220.0 |
| 1949 | | | | | | 26 | 18 | 22 | 6 | 19 | 13 | 10 | 28 | 23 | 48 | 31 | 22 | 20 | 8 | 9 | 7 | 10 | 7 | 5 | 11 | 7 | 10 | 5 | | | | | | | | 4160840.0 |
| 1950 | | | | | | | 2 | 2 | 5 | 19 | 30 | 21 | 24 | 27 | 19 | 11 | 18 | 14 | 8 | 14 | 14 | 35 | 20 | 18 | 19 | 7 | 10 | 10 | 8 | 5 | 5 | | | | | 7404120.0 |
| 1951 | | | | | | | | 11 | 10 | 13 | 24 | 19 | 16 | 34 | 29 | 33 | 24 | 18 | 23 | 17 | 20 | 17 | 19 | 11 | 17 | 2 | 3 | 1 | 2 | 2 | | | | | | 4968620.0 |
| 1952 | | | | | | | 1 | 27 | 22 | 14 | 19 | 20 | 14 | 22 | 22 | 16 | 29 | 30 | 15 | 19 | 9 | 16 | 14 | 33 | 23 | 1 | | | | | | | | | | 4867880.0 |
| 1953 | | | | | 1 | 23 | 10 | 34 | 23 | 14 | 10 | 13 | 33 | 35 | 33 | 28 | 20 | 18 | 17 | 10 | 11 | 6 | 7 | 7 | 10 | 2 | | | | | | | | | | 2657700.0 |
| 1954 | | | 2 | 10 | 22 | 43 | 66 | 35 | 18 | 36 | 25 | 23 | 17 | 11 | 11 | 22 | 7 | 4 | 5 | 4 | 2 | 2 | | | | | | | | | | | | | | 1135251.0 |
| 1955 | | | | 13 | 6 | 6 | 13 | 13 | 15 | 20 | 31 | 30 | 27 | 32 | 16 | 23 | 12 | 26 | 23 | 18 | 12 | 12 | 4 | 12 | 1 | | | | | | | | | | | 2626552.0 |
| 1956 | | | | | 8 | 4 | 13 | 10 | 29 | 22 | 19 | 26 | 30 | 20 | 20 | 20 | 27 | 35 | 20 | 12 | 12 | 15 | 12 | 8 | 2 | 2 | | | | | | | | | | 2869100.0 |
| 1957 | | | | | 23 | 26 | 13 | 16 | 22 | 13 | 21 | 15 | 35 | 16 | 12 | 14 | 11 | 17 | 10 | 12 | 11 | 11 | 18 | 17 | 9 | 12 | 2 | 3 | 5 | 1 | | | | | | 3891850.0 |
| 1958 | | | | | | | | | 13 | 5 | 7 | 13 | 34 | 39 | 47 | 34 | 29 | 27 | 18 | 13 | 18 | 6 | 8 | 12 | 10 | 10 | 7 | 5 | 3 | 1 | 2 | 2 | 2 | | | 4953550.0 |
| 1959 | | | | | | 11 | 17 | 16 | 30 | 41 | 33 | 30 | 19 | 5 | 6 | 13 | 14 | 20 | 16 | 16 | 18 | 22 | 18 | 3 | 3 | 1 | 3 | 3 | 3 | 2 | 2 | | | | | 4189150.0 |
| 1960 | | | | | | | 1 | 15 | 20 | 16 | 20 | 23 | 25 | 46 | 35 | 34 | 46 | 27 | 13 | 11 | 4 | 8 | 4 | 6 | 9 | 3 | | | | | | | | | | 3366830.0 |
| 1961 | | | | 1 | 1 | 23 | 64 | 45 | 16 | 16 | 27 | 13 | 18 | 18 | 18 | 11 | 8 | 15 | 11 | 12 | 2 | 7 | 5 | 15 | 4 | 7 | 2 | 2 | 2 | 2 | | | | | | 3339370.0 |
| 1962 | | | | | | | | 5 | 29 | 33 | 26 | 34 | 27 | 27 | 26 | 22 | 32 | 25 | 9 | 13 | 8 | 12 | 8 | 6 | 14 | 6 | 3 | | | | | | | | | 3775050.0 |
| 1963 | | | | | 14 | 15 | 34 | 47 | 73 | 38 | 26 | 18 | 10 | 17 | 6 | 9 | 8 | 6 | 12 | 7 | 5 | 5 | 5 | | 1 | 1 | 1 | 3 | 4 | | | | | | | 1956320.0 |
| 1964 | | | | 43 | 35 | 56 | 29 | 26 | 12 | 8 | 14 | 22 | 13 | 11 | 9 | 12 | 11 | 9 | 7 | 6 | 7 | 6 | 10 | 8 | 3 | 1 | | 2 | 2 | 4 | | | | | | 2316460.0 |
| 1965 | | | | 10 | 36 | 8 | 20 | 39 | 25 | 9 | 13 | 19 | 19 | 17 | 21 | 10 | 12 | 19 | 12 | 19 | 16 | 5 | 6 | 12 | 8 | 8 | 2 | | | | | | | | | 2845910.0 |
| 1966 | | | | 10 | 7 | 14 | 34 | 4 | 24 | 59 | 38 | 33 | 19 | 19 | 21 | 17 | 14 | 18 | 7 | 14 | 13 | | | | | | | | | | | | | | | 1708060.0 |
| 1967 | | 2 | | 3 | 18 | 21 | 25 | 21 | 28 | 10 | 11 | 12 | 13 | 17 | 15 | 23 | 19 | 14 | 18 | 5 | 10 | 20 | 14 | 28 | 7 | 3 | 3 | 4 | 1 | | | | | | | 3624898.0 |
| 1968 | | | | | | | 1 | 18 | 20 | 28 | 17 | 13 | 6 | 35 | 30 | 31 | 16 | 24 | 17 | 17 | 16 | 8 | 20 | 18 | 4 | 10 | 3 | 6 | 3 | 2 | 3 | | | | | 4595520.0 |
| 1969 | | | | | | | | 16 | 20 | 27 | 14 | 12 | 18 | 44 | 46 | 30 | 29 | 18 | 19 | 19 | 11 | 23 | 5 | 2 | 4 | 1 | 2 | 1 | 1 | 2 | 1 | | | | | 3895720.0 |
| 1970 | | | | | | | 2 | 12 | 10 | 13 | 37 | 16 | 33 | 28 | 34 | 32 | 46 | 15 | 10 | 17 | 16 | 17 | 11 | 5 | 4 | 2 | 3 | 2 | | | | | | | | 3855728.6 |
| 1971 | | | | | | 1 | 10 | 14 | 21 | 16 | 41 | 31 | 46 | 47 | 35 | 23 | 16 | 21 | 6 | 7 | 7 | 3 | 9 | 7 | 4 | | | | | | | | | | | 2764680.0 |
| 1972 | | | | | | | 1 | 5 | 21 | 38 | 33 | 19 | 32 | 26 | 30 | 20 | 31 | 24 | 15 | 18 | 12 | 9 | 17 | 6 | 3 | 2 | 3 | 1 | | | | | | | | 3676540.0 |
| 1973 | | | | | | | | | 2 | 19 | 8 | 11 | 8 | 7 | 21 | 22 | 39 | 20 | 19 | 38 | 38 | 40 | 24 | 22 | 19 | 5 | 3 | | | | | | | | | 6203770.0 |

| CLASS | CFS | TOTAL | ACCUM | PERCT | CLASS | CFS | TOTAL | ACCUM | PERCT | CLASS | CFS | TOTAL | ACCUM | PERCT | CLASS | CFS | TOTAL | ACCUM | PERCT |
|---|---|---|---|---|---|---|---|---|---|---|---|---|---|---|---|---|---|---|---|
| 0 | 0.00 | 0 | 16802 | 100.0 | 9 | 2300.00 | 913 | 12967 | 77.2 | 18 | 11000.0 | 735 | 4279 | 25.5 | 27 | 50000 | 123 | 304 | 1.8 |
| 1 | 571.00 | 20 | 16802 | 100.0 | 10 | 2700.00 | 1023 | 12054 | 71.7 | 19 | 13000.0 | 535 | 3544 | 21.1 | 28 | 59000 | 88 | 181 | 1.0 |
| 2 | 680.00 | 53 | 16782 | 99.9 | 11 | 3200.00 | 1021 | 11031 | 65.7 | 20 | 15000.0 | 569 | 3009 | 17.9 | 29 | 70000 | 42 | 93 | .5 |
| 3 | 810.00 | 209 | 16729 | 99.6 | 12 | 3800.00 | 939 | 10010 | 59.6 | 21 | 18000.0 | 418 | 2440 | 14.5 | 30 | 83000 | 31 | 51 | .3 |
| 4 | 960.00 | 326 | 16520 | 98.3 | 13 | 4500.00 | 984 | 9071 | 54.0 | 22 | 21000.0 | 465 | 2022 | 12.0 | 31 | 99000 | 13 | 20 | .1 |
| 5 | 1100.00 | 489 | 16194 | 96.4 | 14 | 5300.00 | 1045 | 8087 | 48.1 | 23 | 25000.0 | 468 | 1557 | 9.3 | 32 | 120000 | 4 | 7 | |
| 6 | 1300.00 | 795 | 15705 | 93.5 | 15 | 6300.00 | 1009 | 7042 | 41.9 | 24 | 30000.0 | 355 | 1089 | 6.5 | 33 | 140000 | 2 | 3 | |
| 7 | 1600.00 | 877 | 14910 | 88.7 | 16 | 7500.00 | 812 | 6033 | 35.9 | 25 | 35000.0 | 294 | 734 | 4.4 | 34 | 170000 | 1 | 1 | |
| 8 | 1900.00 | 1066 | 14033 | 83.5 | 17 | 8900.00 | 942 | 5221 | 31.1 | 26 | 42000.0 | 136 | 440 | 2.6 | | | | | |

LOWEST MEAN DISCHARGE, IN CFS, AND RANKING, FOR THE FOLLOWING NUMBER OF CONSECUTIVE DAYS IN YEAR ENDING MARCH 31

| YEAR | 1 | | 3 | | 7 | | 14 | | 30 | | 60 | | 90 | | 120 | | 183 | | ANNUAL | |
|---|---|---|---|---|---|---|---|---|---|---|---|---|---|---|---|---|---|---|---|---|
| 1929 | 1410.00 | 27 | 1510.00 | 28 | 1540.00 | 27 | 1610.00 | 28 | 1730.00 | 26 | 1790.00 | 22 | 1900.00 | 19 | 2320.00 | 20 | 3310.00 | 24 | 7800.00 | 19 |
| 1930 | 1520.00 | 31 | 1520.00 | 29 | 1550.00 | 28 | 1590.00 | 27 | 1670.00 | 24 | 1890.00 | 23 | 2790.00 | 29 | 3360.00 | 32 | 5910.00 | 38 | 16200.00 | 43 |
| 1931 | 910.00 | 14 | 1040.00 | 16 | 1160.00 | 18 | 1220.00 | 17 | 1260.00 | 14 | 1360.00 | 12 | 1430.00 | 11 | 1480.00 | 8 | 1510.00 | 4 | 3310.00 | 1 |
| 1932 | 1040.00 | 18 | 1050.00 | 17 | 1130.00 | 17 | 1520.00 | 24 | 1790.00 | 27 | 2050.00 | 28 | 2280.00 | 24 | 2500.00 | 21 | 2920.00 | 19 | 6750.00 | 12 |
| 1933 | 920.00 | 15 | 973.00 | 13 | 994.00 | 12 | 1030.00 | 12 | 1550.00 | 19 | 1950.00 | 24 | 2090.00 | 22 | 2290.00 | 19 | 2700.00 | 17 | 8250.00 | 20 |
| 1934 | 1100.00 | 19 | 1220.00 | 20 | 1440.00 | 24 | 1570.00 | 26 | 1640.00 | 22 | 2020.00 | 27 | 2280.00 | 25 | 2500.00 | 22 | 3010.00 | 21 | 8430.00 | 21 |
| 1935 | 700.00 | 3 | 713.00 | 2 | 729.00 | 2 | 758.00 | 2 | 1010.00 | 6 | 1150.00 | 8 | 1310.00 | 9 | 1850.00 | 13 | 2170.00 | 11 | 5140.00 | 5 |
| 1936 | 1230.00 | 22 | 1230.00 | 21 | 1260.00 | 19 | 1290.00 | 18 | 1340.00 | 15 | 1470.00 | 15 | 2050.00 | 21 | 2570.00 | 25 | 2880.00 | 18 | 8670.00 | 24 |
| 1937 | 1020.00 | 16 | 1030.00 | 15 | 1050.00 | 15 | 1060.00 | 14 | 1070.00 | 10 | 1240.00 | 11 | 1460.00 | 12 | 1870.00 | 14 | 3910.00 | 29 | 10800.00 | 31 |
| 1938 | 1460.00 | 29 | 1530.00 | 30 | 1690.00 | 31 | 1870.00 | 33 | 2310.00 | 35 | 3190.00 | 39 | 3000.00 | 31 | 3310.00 | 31 | 4740.00 | 32 | 11100.00 | 33 |
| 1939 | 1250.00 | 23 | 1380.00 | 26 | 1640.00 | 29 | 1770.00 | 29 | 1800.00 | 28 | 1960.00 | 25 | 2280.00 | 26 | 2540.00 | 24 | 3370.00 | 25 | 12900.00 | 38 |
| 1940 | 1100.00 | 20 | 1100.00 | 18 | 1100.00 | 16 | 1130.00 | 15 | 1250.00 | 13 | 1390.00 | 13 | 1520.00 | 13 | 1480.00 | 9 | 1830.00 | 7 | 6010.00 | 8 |
| 1941 | 751.00 | 7 | 773.00 | 3 | 793.00 | 3 | 807.00 | 3 | 911.00 | 2 | 946.00 | 2 | 1050.00 | 3 | 1160.00 | 3 | 1530.00 | 5 | 3550.00 | 2 |
| 1942 | 571.00 | 1 | 591.00 | 1 | 600.00 | 1 | 610.00 | 1 | 692.00 | 1 | 736.00 | 1 | 1020.00 | 1 | 1580.00 | 10 | 2410.00 | 15 | 6150.00 | 9 |
| 1943 | 1780.00 | 37 | 1790.00 | 36 | 1870.00 | 36 | 2020.00 | 36 | 2530.00 | 37 | 2760.00 | 35 | 3100.00 | 33 | 3810.00 | 33 | 4800.00 | 34 | 8650.00 | 23 |
| 1944 | 700.00 | 4 | 833.00 | 6 | 1010.00 | 13 | 1220.00 | 16 | 1390.00 | 17 | 1410.00 | 14 | 1570.00 | 14 | 1930.00 | 16 | 2370.00 | 14 | 10500.00 | 28 |
| 1945 | 740.00 | 6 | 867.00 | 10 | 891.00 | 8 | 902.00 | 5 | 977.00 | 4 | 1020.00 | 3 | 1050.00 | 2 | 1100.00 | 2 | 1170.00 | 1 | 7460.00 | 16 |
| 1946 | 1600.00 | 33 | 1650.00 | 33 | 1850.00 | 35 | 1910.00 | 34 | 2380.00 | 36 | 3590.00 | 41 | 4080.00 | 41 | 6100.00 | 42 | 5830.00 | 37 | 11900.00 | 35 |
| 1947 | 880.00 | 12 | 923.00 | 12 | 969.00 | 11 | 992.00 | 9 | 1020.00 | 7 | 1160.00 | 9 | 1400.00 | 10 | 1700.00 | 11 | 2260.00 | 12 | 5870.00 | 7 |
| 1948 | 1490.00 | 30 | 1490.00 | 27 | 1500.00 | 26 | 1550.00 | 25 | 1930.00 | 31 | 2320.00 | 30 | 2450.00 | 28 | 2510.00 | 23 | 3020.00 | 22 | 10600.00 | 29 |
| 1949 | 1290.00 | 24 | 1310.00 | 23 | 1340.00 | 22 | 1470.00 | 21 | 1550.00 | 20 | 1690.00 | 20 | 1990.00 | 20 | 2740.00 | 28 | 3850.00 | 28 | 13100.00 | 39 |
| 1950 | 1700.00 | 34 | 1700.00 | 34 | 1740.00 | 33 | 1820.00 | 31 | 2170.00 | 34 | 2390.00 | 31 | 3360.00 | 38 | 4250.00 | 38 | 4990.00 | 35 | 16400.00 | 44 |
| 1951 | 2500.00 | 45 | 2550.00 | 45 | 2720.00 | 45 | 3070.00 | 45 | 3520.00 | 45 | 6220.00 | 45 | 7660.00 | 45 | 7230.00 | 45 | 8650.00 | 43 | 15600.00 | 42 |
| 1952 | 1920.00 | 40 | 1920.00 | 40 | 1980.00 | 38 | 2130.00 | 39 | 2130.00 | 32 | 2510.00 | 33 | 3040.00 | 32 | 4020.00 | 36 | 6390.00 | 40 | 12700.00 | 36 |
| 1953 | 1730.00 | 35 | 1740.00 | 35 | 1760.00 | 34 | 1830.00 | 32 | 1860.00 | 30 | 2060.00 | 29 | 2440.00 | 27 | 2720.00 | 27 | 3370.00 | 26 | 9740.00 | 27 |
| 1954 | 718.00 | 5 | 774.00 | 4 | 960.00 | 10 | 1030.00 | 13 | 1070.00 | 11 | 1160.00 | 10 | 1230.00 | 7 | 1270.00 | 5 | 1460.00 | 3 | 4400.00 | 4 |
| 1955 | 835.00 | 9 | 857.00 | 8 | 901.00 | 9 | 1020.00 | 10 | 1380.00 | 16 | 1700.00 | 21 | 1840.00 | 18 | 2180.00 | 18 | 2950.00 | 20 | 6280.00 | 10 |
| 1956 | 822.00 | 8 | 839.00 | 7 | 875.00 | 5 | 894.00 | 4 | 1120.00 | 12 | 1680.00 | 19 | 3160.00 | 35 | 3950.00 | 35 | 4750.00 | 33 | 7370.00 | 15 |
| 1957 | 1020.00 | 17 | 1020.00 | 14 | 1030.00 | 14 | 1030.00 | 11 | 1050.00 | 8 | 1110.00 | 7 | 1230.00 | 8 | 1470.00 | 7 | 2000.00 | 8 | 5340.00 | 6 |
| 1958 | 1910.00 | 39 | 1910.00 | 39 | 1960.00 | 37 | 2100.00 | 37 | 2640.00 | 40 | 2990.00 | 38 | 3890.00 | 39 | 4970.00 | 40 | 9430.00 | 44 | 14000.00 | 40 |
| 1959 | 2460.00 | 44 | 2460.00 | 44 | 2480.00 | 43 | 2540.00 | 41 | 2660.00 | 41 | 3360.00 | 40 | 4670.00 | 42 | 5230.00 | 41 | 8120.00 | 42 | 15400.00 | 41 |
| 1960 | 1330.00 | 26 | 1330.00 | 24 | 1370.00 | 23 | 1470.00 | 22 | 1690.00 | 25 | 2000.00 | 26 | 2270.00 | 23 | 2700.00 | 26 | 3740.00 | 27 | 9010.00 | 25 |
| 1961 | 880.00 | 13 | 1120.00 | 19 | 1330.00 | 21 | 1450.00 | 20 | 1650.00 | 23 | 1670.00 | 17 | 1810.00 | 16 | 1800.00 | 12 | 2060.00 | 9 | 7600.00 | 17 |
| 1962 | 2250.00 | 43 | 2250.00 | 42 | 2490.00 | 44 | 2560.00 | 42 | 2740.00 | 42 | 2960.00 | 37 | 3190.00 | 36 | 3890.00 | 34 | 4550.00 | 31 | 12700.00 | 37 |
| 1963 | 1300.00 | 25 | 1370.00 | 25 | 1490.00 | 25 | 1510.00 | 23 | 1620.00 | 21 | 1680.00 | 18 | 1810.00 | 17 | 1960.00 | 17 | 2260.00 | 13 | 7090.00 | 13 |
| 1964 | 860.00 | 10 | 867.00 | 9 | 886.00 | 6 | 912.00 | 7 | 970.00 | 3 | 1030.00 | 4 | 1080.00 | 4 | 1080.00 | 1 | 1370.00 | 2 | 3870.00 | 3 |
| 1965 | 870.00 | 11 | 870.00 | 11 | 887.00 | 7 | 947.00 | 8 | 989.00 | 5 | 1040.00 | 5 | 1090.00 | 5 | 1180.00 | 4 | 1650.00 | 6 | 7790.00 | 18 |
| 1966 | 1550.00 | 32 | 1630.00 | 32 | 1720.00 | 32 | 1770.00 | 30 | 1830.00 | 29 | 2500.00 | 32 | 2840.00 | 30 | 2960.00 | 29 | 3170.00 | 23 | 7110.00 | 14 |
| 1967 | 660.00 | 2 | 810.00 | 5 | 844.00 | 4 | 910.00 | 6 | 1070.00 | 9 | 1110.00 | 6 | 1160.00 | 6 | 1310.00 | 6 | 2160.00 | 10 | 8490.00 | 22 |
| 1968 | 1170.00 | 21 | 1230.00 | 22 | 1270.00 | 20 | 1410.00 | 19 | 1440.00 | 18 | 1600.00 | 16 | 1720.00 | 15 | 1870.00 | 15 | 2510.00 | 16 | 10900.00 | 32 |
| 1969 | 2230.00 | 42 | 2380.00 | 43 | 2420.00 | 42 | 2560.00 | 43 | 2770.00 | 43 | 2940.00 | 36 | 3340.00 | 37 | 4170.00 | 37 | 5920.00 | 39 | 11300.00 | 34 |
| 1970 | 2070.00 | 41 | 2160.00 | 41 | 2170.00 | 41 | 2220.00 | 40 | 2540.00 | 38 | 4000.00 | 44 | 4980.00 | 43 | 6650.00 | 44 | 7510.00 | 41 | 9560.00 | 26 |
| 1971 | 1820.00 | 38 | 1890.00 | 37 | 2020.00 | 39 | 2120.00 | 38 | 2560.00 | 39 | 3920.00 | 42 | 4040.00 | 40 | 4610.00 | 39 | 5050.00 | 36 | 10600.00 | 30 |
| 1972 | 1450.00 | 28 | 1580.00 | 31 | 1670.00 | 30 | 1980.00 | 35 | 2170.00 | 33 | 2710.00 | 34 | 3120.00 | 34 | 3110.00 | 30 | 4150.00 | 30 | 6550.00 | 11 |
| 1973 | 1760.00 | 36 | 1900.00 | 38 | 2090.00 | 40 | 2580.00 | 44 | 3050.00 | 44 | 3990.00 | 43 | 5010.00 | 44 | 6500.00 | 43 | 9540.00 | 45 | 16900.00 | 45 |

HIGHEST MEAN DISCHARGE, IN CFS, AND RANKING, FOR THE FOLLOWING NUMBER OF CONSECUTIVE DAYS IN YEAR ENDING SEPTEMBER 30

| YEAR | 1 | | 3 | | 7 | | 15 | | 30 | | 60 | | 90 | | 120 | | 183 | | ANNUAL | |
|---|---|---|---|---|---|---|---|---|---|---|---|---|---|---|---|---|---|---|---|---|
| 1928 | 74800.0 | 15 | 73500.0 | 15 | 66600.0 | 15 | 57100.0 | 10 | 42100.0 | 9 | 29700.0 | 12 | 27100.0 | 10 | 22800.0 | 13 | 17900.0 | 15 | 12700.0 | 9 |
| 1929 | 57500.0 | 25 | 53600.0 | 27 | 49500.0 | 25 | 40200.0 | 25 | 30100.0 | 26 | 26700.0 | 19 | 23000.0 | 20 | 21300.0 | 18 | 19000.0 | 12 | 11100.0 | 15 |
| 1930 | 100000.0 | 5 | 97600.0 | 5 | 89800.0 | 4 | 77200.0 | 3 | 54300.0 | 3 | 37500.0 | 2 | 31500.0 | 2 | 26100.0 | 2 | 20300.0 | 7 | 11500.0 | 13 |
| 1931 | 10400.0 | 46 | 10300.0 | 46 | 7980.0 | 46 | 6640.0 | 46 | 5490.0 | 46 | 4440.0 | 46 | 4020.0 | 46 | 3730.0 | 46 | 3260.0 | 46 | 2510.0 | 46 |
| 1932 | 42900.0 | 34 | 41000.0 | 34 | 39100.0 | 33 | 31900.0 | 34 | 23700.0 | 34 | 18000.0 | 36 | 15400.0 | 35 | 13400.0 | 36 | 11300.0 | 35 | 7090.0 | 37 |
| 1933 | 99400.0 | 7 | 95800.0 | 6 | 81600.0 | 6 | 59700.0 | 5 | 42100.0 | 10 | 37500.0 | 3 | 31500.0 | 3 | 25800.0 | 3 | 22800.0 | 3 | 13000.0 | 8 |
| 1934 | 21600.0 | 42 | 20300.0 | 42 | 17400.0 | 42 | 13000.0 | 43 | 9690.0 | 43 | 6870.0 | 44 | 5280.0 | 44 | 4740.0 | 44 | 3930.0 | 44 | 3350.0 | 43 |
| 1935 | 51800.0 | 31 | 50200.0 | 31 | 47700.0 | 28 | 41900.0 | 24 | 26700.0 | 31 | 18400.0 | 35 | 16500.0 | 33 | 14500.0 | 33 | 12600.0 | 32 | 8060.0 | 29 |
| 1936 | 95800.0 | 9 | 89200.0 | 9 | 74900.0 | 10 | 49400.0 | 17 | 30600.0 | 25 | 20500.0 | 29 | 18100.0 | 31 | 14600.0 | 32 | 10700.0 | 37 | 6450.0 | 38 |
| 1937 | 68000.0 | 19 | 65900.0 | 19 | 64500.0 | 17 | 58000.0 | 7 | 44800.0 | 6 | 33200.0 | 8 | 25500.0 | 13 | 25300.0 | 5 | 21300.0 | 5 | 14300.0 | 3 |
| 1938 | 71900.0 | 17 | 69800.0 | 16 | 65300.0 | 16 | 59300.0 | 6 | 47700.0 | 4 | 35400.0 | 7 | 27200.0 | 9 | 23300.0 | 11 | 20100.0 | 9 | 12500.0 | 11 |
| 1939 | 97500.0 | 8 | 92700.0 | 7 | 77700.0 | 8 | 54000.0 | 14 | 42400.0 | 8 | 31900.0 | 9 | 28400.0 | 6 | 23100.0 | 12 | 17700.0 | 16 | 10200.0 | 20 |
| 1940 | 25900.0 | 41 | 25300.0 | 41 | 20300.0 | 41 | 16400.0 | 41 | 14800.0 | 41 | 10200.0 | 41 | 9450.0 | 41 | 8820.0 | 41 | 6810.0 | 42 | 4060.0 | 42 |
| 1941 | 15100.0 | 45 | 14200.0 | 45 | 12300.0 | 45 | 8590.0 | 45 | 6160.0 | 45 | 4520.0 | 45 | 4620.0 | 45 | 4170.0 | 45 | 3570.0 | 45 | 2530.0 | 45 |
| 1942 | 53000.0 | 29 | 51000.0 | 30 | 44900.0 | 31 | 33800.0 | 32 | 23200.0 | 35 | 21900.0 | 28 | 20400.0 | 23 | 16900.0 | 28 | 13200.0 | 30 | 8440.0 | 28 |
| 1943 | 182000.0 | 1 | 171000.0 | 1 | 137000.0 | 1 | 97500.0 | 1 | 62700.0 | 2 | 36800.0 | 4 | 28800.0 | 4 | 24100.0 | 7 | 20200.0 | 8 | 13100.0 | 7 |
| 1944 | 80800.0 | 13 | 76400.0 | 13 | 67200.0 | 14 | 55000.0 | 11 | 40100.0 | 14 | 28500.0 | 15 | 23800.0 | 19 | 20200.0 | 19 | 13900.0 | 27 | 7800.0 | 32 |
| 1945 | 53200.0 | 28 | 51200.0 | 28 | 45000.0 | 30 | 32900.0 | 33 | 22600.0 | 36 | 20400.0 | 30 | 18800.0 | 27 | 17600.0 | 26 | 13500.0 | 28 | 7650.0 | 33 |
| 1946 | 35800.0 | 39 | 35000.0 | 39 | 33100.0 | 38 | 29900.0 | 36 | 20100.0 | 38 | 17400.0 | 37 | 17400.0 | 32 | 14800.0 | 31 | 14200.0 | 26 | 9510.0 | 23 |
| 1947 | 52200.0 | 30 | 51200.0 | 29 | 47200.0 | 29 | 36100.0 | 29 | 27800.0 | 30 | 26200.0 | 21 | 22100.0 | 22 | 18100.0 | 24 | 14700.0 | 23 | 8690.0 | 27 |
| 1948 | 57800.0 | 24 | 55900.0 | 24 | 52800.0 | 23 | 43400.0 | 21 | 40600.0 | 12 | 28400.0 | 16 | 24300.0 | 17 | 20100.0 | 20 | 15700.0 | 21 | 9460.0 | 24 |
| 1949 | 63700.0 | 20 | 63200.0 | 20 | 59100.0 | 19 | 54200.0 | 13 | 44200.0 | 7 | 36300.0 | 5 | 28200.0 | 7 | 23900.0 | 8 | 18600.0 | 13 | 11400.0 | 14 |
| 1950 | 108000.0 | 3 | 103000.0 | 3 | 92700.0 | 3 | 89400.0 | 2 | 70200.0 | 1 | 54800.0 | 1 | 44700.0 | 1 | 42900.0 | 1 | 32700.0 | 1 | 20300.0 | 1 |
| 1951 | 88000.0 | 11 | 84800.0 | 11 | 73200.0 | 11 | 53700.0 | 15 | 36200.0 | 18 | 28300.0 | 17 | 24500.0 | 16 | 22600.0 | 15 | 20300.0 | 6 | 13600.0 | 4 |
| 1952 | 42600.0 | 35 | 40700.0 | 35 | 37300.0 | 35 | 36500.0 | 28 | 31100.0 | 24 | 24700.0 | 24 | 24100.0 | 18 | 23900.0 | 9 | 21700.0 | 4 | 13300.0 | 6 |
| 1953 | 37000.0 | 38 | 35300.0 | 38 | 33200.0 | 37 | 28100.0 | 37 | 24300.0 | 33 | 18700.0 | 34 | 15500.0 | 34 | 13500.0 | 35 | 11500.0 | 33 | .7280.0 | 35 |
| 1954 | 18400.0 | 43 | 17400.0 | 43 | 15300.0 | 43 | 12000.0 | 44 | 9480.0 | 44 | 7290.0 | 43 | 6760.0 | 43 | 5950.0 | 43 | 4750.0 | 43 | 3110.0 | 44 |
| 1955 | 30200.0 | 40 | 29500.0 | 40 | 28200.0 | 40 | 23400.0 | 39 | 18500.0 | 40 | 14800.0 | 40 | 12600.0 | 39 | 12200.0 | 39 | 10700.0 | 38 | 7200.0 | 36 |
| 1956 | 37200.0 | 37 | 36100.0 | 37 | 31700.0 | 39 | 23400.0 | 40 | 20000.0 | 39 | 15000.0 | 39 | 12500.0 | 40 | 13100.0 | 37 | 10900.0 | 36 | 7840.0 | 30 |
| 1957 | 73100.0 | 16 | 67000.0 | 17 | 58600.0 | 20 | 44600.0 | 19 | 38100.0 | 16 | 28700.0 | 14 | 26200.0 | 11 | 24700.0 | 6 | 18500.0 | 14 | 10700.0 | 16 |
| 1958 | 129000.0 | 2 | 124000.0 | 2 | 107000.0 | 2 | 73200.0 | 4 | 44900.0 | 5 | 35800.0 | 6 | 28400.0 | 5 | 22700.0 | 14 | 17300.0 | 17 | 13600.0 | 5 |
| 1959 | 103000.0 | 4 | 98900.0 | 4 | 83900.0 | 5 | 57200.0 | 9 | 40200.0 | 13 | 30600.0 | 11 | 28000.0 | 8 | 25700.0 | 4 | 19200.0 | 11 | 11500.0 | 12 |
| 1960 | 45200.0 | 32 | 42700.0 | 33 | 38800.0 | 34 | 27100.0 | 38 | 20700.0 | 37 | 15900.0 | 38 | 14900.0 | 36 | 13900.0 | 34 | 13100.0 | 31 | 9200.0 | 25 |
| 1961 | 84500.0 | 12 | 82900.0 | 12 | 71400.0 | 12 | 53600.0 | 16 | 42000.0 | 11 | 30700.0 | 10 | 25500.0 | 12 | 21400.0 | 16 | 16100.0 | 19 | 9150.0 | 26 |
| 1962 | 57400.0 | 26 | 55800.0 | 25 | 49200.0 | 26 | 39600.0 | 27 | 32600.0 | 20 | 26500.0 | 20 | 22400.0 | 21 | 18900.0 | 21 | 15700.0 | 22 | 10300.0 | 19 |
| 1963 | 68000.0 | 18 | 66000.0 | 18 | 60200.0 | 18 | 42500.0 | 22 | 29400.0 | 27 | 19500.0 | 32 | 14700.0 | 37 | 11900.0 | 40 | 8770.0 | 40 | 5360.0 | 40 |
| 1964 | 76700.0 | 14 | 75100.0 | 14 | 69200.0 | 13 | 48600.0 | 18 | 33700.0 | 19 | 24500.0 | 25 | 18200.0 | 29 | 15300.0 | 30 | 11400.0 | 34 | 6330.0 | 39 |
| 1965 | 44400.0 | 33 | 43500.0 | 32 | 41100.0 | 32 | 34800.0 | 31 | 27900.0 | 29 | 22100.0 | 27 | 19700.0 | 26 | 17300.0 | 27 | 13300.0 | 29 | 7800.0 | 31 |
| 1966 | 17500.0 | 44 | 17000.0 | 44 | 15300.0 | 44 | 13600.0 | 42 | 12500.0 | 42 | 9170.0 | 42 | 8230.0 | 42 | 7780.0 | 42 | 7190.0 | 41 | 4680.0 | 41 |

HIGHEST MEAN DISCHARGE, IN CFS, AND RANKING, FOR THE FOLLOWING NUMBER OF CONSECUTIVE DAYS IN YEAR ENDING SEPTEMBER 30

| YEAR | 1 | 3 | 7 | 15 | 30 | 60 | 90 | 120 | 183 | ANNUAL |
|---|---|---|---|---|---|---|---|---|---|---|
| 1967 | 59600.0 23 | 58400.0 22 | 54600.0 21 | 43900.0 20 | 28400.0 28 | 20300.0 31 | 18200.0 30 | 18700.0 23 | 17300.0 18 | 9930.0 22 |
| 1968 | 91700.0 10 | 88700.0 10 | 78200.0 7 | 57900.0 8 | 36800.0 17 | 29600.0 13 | 25000.0 14 | 21300.0 17 | 19300.0 10 | 12600.0 10 |
| 1969 | 99800.0 6 | 92200.0 8 | 75700.0 9 | 54400.0 12 | 38300.0 15 | 25000.0 22 | 20300.0 24 | 18800.0 22 | 15800.0 20 | 10700.0 17 |
| 1970 | 61600.0 21 | 59700.0 21 | 53000.0 22 | 42300.0 23 | 32400.0 21 | 24700.0 23 | 19900.0 25 | 17700.0 25 | 14300.0 25 | 10600.0 18 |
| 1971 | 40200.0 36 | 38300.0 36 | 35900.0 36 | 31800.0 35 | 25200.0 32 | 19000.0 33 | 14200.0 38 | 12400.0 38 | 10400.0 39 | 7570.0 34 |
| 1972 | 60000.0 22 | 57300.0 23 | 50400.0 24 | 40100.0 26 | 32200.0 22 | 22700.0 26 | 18600.0 28 | 16000.0 29 | 14400.0 24 | 10000.0 21 |
| 1973 | 55400.0 27 | 54100.0 26 | 48000.0 27 | 35600.0 30 | 32000.0 23 | 28200.0 18 | 24700.0 15 | 23300.0 10 | 23700.0 2 | 17000.0 2 |

STATISTICS CN NORMAL MCNTHLY MEANS(ALL DAYS)

| OCT | NOV | DEC | JAN | FEB | MARCH | APRIL | MAY | JUNE | JULY | AUG | SEPT |
|---|---|---|---|---|---|---|---|---|---|---|---|

BY ROWS(MEAN,VARIANCE,STANDARD DEVIATION, SKEWNESS, COEFF. OF VARIATION,PERCENTAGE OF AVERAGE FLCW)

| | | | | | | | | | | | |
|---|---|---|---|---|---|---|---|---|---|---|---|
| 0.3689E+C4 | 0.5149E+04 | 0.8281E+C4 | C.1274E+05 | 0.1385E+05 | 0.1560E+05 | 0.1769E+05 | 0.1370E+05 | 0.9689E+C4 | 0.6729E+04 | 0.3754E+04 | 0.2903E+04 |
| 0.1004E+C8 | C.2380E+C8 | 0.7639E+C8 | C.1959E+C9 | C.1097E+C9 | 0.6668E+08 | 0.1021E+09 | 0.1039E+09 | 0.4698E+08 | 0.2761E+08 | C.9124E+07 | 0.4870E+07 |
| C.3168E+C4 | C.4879E+04 | 0.8740E+04 | 0.1399E+05 | C.1047E+05 | 0.8166E+04 | 0.1011E+05 | C.1019E+05 | C.6854E+04 | 0.5255E+04 | 0.3021E+04 | 0.2207E+04 |
| 0.1931E+C1 | C.2669E+01 | 0.1938E+01 | C.2209E+C1 | C.9394E+CC | 0.4149E+00 | 0.4239E+00 | 0.2384E+01 | 0.2689E+01 | 0.1711E+01 | 0.3136E+01 | 0.3094E+01 |
| 0.8588E+CC | 0.9476E+CC | 0.1056E+01 | 0.1098E+01 | 0.7564E+00 | 0.5235E+00 | 0.5715E+00 | 0.7439E+00 | 0.7074E+00 | 0.7809E+00 | 0.8046E+00 | 0.7601E+00 |
| 0.3242E+C1 | 0.4526E+01 | 0.7279E+01 | 0.1120E+02 | 0.1217E+02 | 0.1371E+02 | 0.1555E+02 | 0.1204E+02 | 0.8517E+01 | 0.5915E+01 | 0.3300E+01 | 0.2552E+01 |

STATISTICS CN NORMAL ANNUAL MEANS(ALL DAYS)

| MEAN | VARIANCE | STANDARD DEVIATION | SKEWNESS | COEFF. OF VARIATION | SERIAL CORR |
|---|---|---|---|---|---|
| C.9455E+04 | 0.1373E+08 | 0.3705E+04 | 0.2849E+00 | 0.3919E+00 | 0.2977E+00 |

STATISTICS ON LOG MCNTHLY MEANS(ALL DAYS)

| OCT | NOV | DEC | JAN | FEB | MARCH | APRIL | MAY | JUNE | JULY | AUG | SEPT |
|---|---|---|---|---|---|---|---|---|---|---|---|

BY ROWS(MEAN,VARIANCE,STANDARD DEVIATION, SKEWNESS, COEFF. OF VARIATION,PERCENTAGE OF AVERAGE FLCW)

| | | | | | | | | | | | |
|---|---|---|---|---|---|---|---|---|---|---|---|
| 0.3448E+01 | 0.3580E+01 | 0.3724E+01 | 0.3884E+01 | 0.3998E+01 | 0.4122E+01 | 0.4168E+01 | 0.4042E+01 | 0.3901E+01 | 0.3715E+01 | 0.3484E+01 | 0.3381E+01 |
| C.9705E-01 | C.1069E+00 | 0.1674E+00 | C.2090E+CC | C.1483E+00 | C.7319E-01 | 0.7640E-01 | 0.8469E-01 | 0.7760E-01 | 0.1009E+00 | 0.7390E-01 | 0.6768E-01 |
| C.3116E+CC | C.3270E+CC | 0.4092E+CC | C.4572E+CC | C.3852E+00 | 0.2705E+00 | 0.2764E+00 | 0.2910E+00 | 0.2786E+00 | 0.3177E+00 | 0.2718E+00 | 0.2602E+00 |
| 0.5390E+00 | 0.4783E+CC | 0.3159E+00 | -0.3625E-02 | -C.3874E+CC | -0.7465E+00 | -0.2022E+00 | -0.9524E-01 | -0.2446E+00 | 0.4612E-01 | C.3832E+00 | 0.3477E+00 |
| 0.9037E-01 | 0.9133E-01 | C.1099E+00 | 0.1177E+00 | C.9634E-C1 | 0.6563E-01 | 0.6631E-01 | 0.7199E-C1 | 0.7140E-01 | 0.8551E-01 | 0.7803E-01 | 0.7696E-01 |
| C.7586E+01 | C.7878E+01 | C.8195E+01 | 0.8546E+C1 | 0.8797E+01 | 0.9070E+01 | 0.9171E+01 | 0.8895E+01 | 0.8584E+01 | 0.8175E+01 | 0.7665E+01 | 0.7438E+01 |

STATISTICS CN LOG ANNUAL MEANS(ALL DAYS)

| MEAN | VARIANCE | STANDARD DEVIATION | SKEWNESS | COEFF. OF VARIATION | SERIAL CORR |
|---|---|---|---|---|---|
| 0.3936E+01 | 0.4134E-01 | 0.2033E+00 | -0.1064E+01 | 0.5166E-01 | 0.2348E+00 |

ANNUAL PEAKS

| | | | | | |
|---|---|---|---|---|---|
| 1913 | 230000 | 1941 | 15500 | 1958 | 132000 |
| 1925 | 69200 | 1942 | 53600 | 1959 | 105000 |
| 1926 | 77600 | 1943 | 144000 | 1960 | 56600 |
| 1927 | 71200 | 1944 | 82800 | 1961 | 86900 |
| 1928 | 74800 | 1945 | 53800 | 1962 | 60800 |
| 1929 | 58700 | 1946 | 36200 | 1963 | 69800 |
| 1930 | 100000 | 1947 | 52700 | 1964 | 76700 |
| 1931 | 10900 | 1948 | 59000 | 1965 | 45300 |
| 1932 | 43300 | 1949 | 64400 | 1966 | 17700 |
| 1933 | 101000 | 1950 | 110000 | 1967 | 60200 |
| 1934 | 21800 | 1951 | 89000 | 1968 | 93400 |
| 1935 | 52900 | 1952 | 43500 | 1969 | 101000 |
| 1936 | 95800 | 1953 | 37800 | 1970 | 63300 |
| 1937 | 68700 | 1954 | 18800 | 1971 | 40500 |
| 1938 | 71900 | 1955 | 30500 | 1972 | 60500 |
| 1939 | 97500 | 1956 | 37600 | 1973 | 56500 |
| 1940 | 25900 | 1957 | 77100 | | |

## 03340800 Big Raccoon Creek near Fincastle, Ind.

LOCATION.--Lat 39°48'45", long 86°57'14", in NW¼SW¼ sec.22, T.16 N., R.5 W., Putnam County, on left bank at downstream side of county road bridge, 1.6 miles (2.6 km) upstream from Ramp Creek, and 3.1 miles (5.0 km) west of Fincastle.

DRAINAGE AREA.--139 $mi^2$ (360 $km^2$).

### DURATION TABLE OF DAILY DISCHARGE FOR YEAR ENDING SEPTEMBER 30

| CLASS | 0 | 1 | 2 | 3 | 4 | 5 | 6 | 7 | 8 | 9 | 10 | 11 | 12 | 13 | 14 | 15 | 16 | 17 | 18 | 19 | 20 | 21 | 22 | 23 | 24 | 25 | 26 | 27 | 28 | 29 | 30 | 31 | 32 | 33 | 34 | |
|---|---|---|---|---|---|---|---|---|---|---|---|---|---|---|---|---|---|---|---|---|---|---|---|---|---|---|---|---|---|---|---|---|---|---|---|---|
| YEAR | NUMBER OF DAYS IN CLASS | | | | | | | | | | | | | | | | | | | | | | | | | | | | | | | | | | | CFS-DAYS |
| 1957 | | | | | | | | 4 | 6 | 9 | 9 | 9 | 4 | 3 | 4 | 3 | 4 | 2 | 1 | | 1 | 1 | 1 | | | | | | | | | | | | | 2844.6 |
| 1958 | | | | | | | | 3 | 8 | 6 | 1 | 7 | 23 | 47 | 38 | 47 | 37 | 28 | 36 | 11 | 20 | 8 | 12 | 8 | 11 | 1 | 4 | 5 | 2 | | 1 | 1 | | | | | 64107.6 |
| 1959 | | | | | 13 | 5 | 11 | 5 | 30 | 10 | 8 | 33 | 26 | 26 | 17 | 17 | 25 | 26 | 27 | 20 | 28 | 14 | 9 | 5 | 2 | 3 | 2 | | 1 | | | | 1 | 1 | | | 50103.7 |
| 1960 | | | | | | | 14 | 29 | 24 | 14 | 16 | 27 | 15 | 24 | 38 | 40 | 35 | 20 | 20 | 13 | 12 | 5 | 5 | 6 | 2 | 2 | 1 | 2 | 1 | | 1 | | | | | | 37352.3 |
| 1961 | | | | | 9 | 7 | 45 | 45 | 46 | 26 | 9 | 18 | 13 | 20 | 17 | 14 | 13 | 12 | 11 | 11 | 14 | 8 | 4 | 9 | 4 | 2 | 3 | | 1 | 2 | 2 | | | | | | 40802.1 |
| 1962 | | | | | | | | 17 | 18 | 31 | 22 | 21 | 8 | 10 | 25 | 32 | 43 | 27 | 34 | 16 | 23 | 12 | 7 | 5 | 5 | 2 | | 2 | | 1 | 1 | | 2 | | 1 | | 60773.5 |
| 1963 | | | | 3 | 10 | 5 | 13 | 11 | 24 | 60 | 40 | 49 | 15 | 17 | 15 | 22 | 10 | 7 | 10 | 10 | 13 | 10 | 5 | 5 | 5 | 1 | 1 | 2 | | | | | 2 | | | | 37086.7 |
| 1964 | | 9 | 15 | 28 | 49 | 39 | 26 | 7 | 5 | 20 | 26 | 27 | 9 | 10 | 11 | 13 | 11 | 6 | 11 | 5 | 6 | 5 | 5 | 5 | 5 | 8 | | | 1 | 1 | | 1 | 1 | | 1 | | 44107.8 |
| 1965 | | 7 | 2 | 4 | 6 | 19 | 58 | 26 | 26 | 17 | 20 | 14 | 12 | 17 | 15 | 12 | 15 | 20 | 23 | 5 | 10 | 11 | 4 | 9 | 4 | 4 | 1 | 1 | 1 | 2 | | | | | | | 36955.6 |
| 1966 | | | 20 | 24 | 22 | 9 | 13 | 36 | 33 | 33 | 19 | 38 | 19 | 17 | 11 | 20 | 14 | 12 | 9 | | 8 | 5 | 1 | 1 | 1 | | | | | | | | | | | | 14050.0 |
| 1967 | | | 13 | 29 | 23 | 33 | 18 | 14 | 9 | 14 | 3 | 15 | 14 | 20 | 18 | 28 | 17 | 15 | 20 | 17 | 12 | 11 | 3 | 5 | 6 | 1 | 3 | 1 | 2 | 1 | | | | | | | 37292.0 |
| 1968 | | | | 5 | | 4 | 6 | 15 | 25 | 34 | 19 | 11 | 8 | 38 | 33 | 19 | 22 | 19 | 21 | 11 | 13 | 17 | 12 | 10 | 5 | 6 | 4 | | 2 | 3 | 3 | | | 1 | | | 68163.2 |
| 1969 | | | | | | | 5 | 28 | 13 | 13 | 8 | 13 | 14 | 21 | 34 | 47 | 36 | 20 | 20 | 18 | 24 | 22 | 6 | 7 | 2 | 5 | 1 | 3 | 1 | 1 | 2 | 1 | | | | | 57639.9 |
| 1970 | | | | | | 14 | 17 | 14 | 18 | 12 | 11 | 10 | 25 | 14 | 11 | 24 | 38 | 39 | 36 | 16 | 18 | 10 | 12 | 9 | 6 | 2 | 3 | 2 | 2 | 1 | 1 | | | | | | 53880.2 |
| 1971 | | | | | | 3 | 7 | 8 | 18 | 37 | 26 | 48 | 28 | 37 | 32 | 21 | 23 | 17 | 15 | 10 | 11 | 4 | 6 | 3 | 5 | | | 2 | 2 | 1 | 1 | | | | | | 35780.8 |
| 1972 | | | | | | | | | 1 | 54 | 31 | 26 | 11 | 17 | 46 | 36 | 30 | 25 | 25 | 12 | 14 | 11 | 6 | 8 | 2 | 2 | 3 | 1 | 3 | 1 | 1 | | | | | | 48739.0 |
| 1973 | | | | | | | | | | 9 | 14 | 16 | 8 | 11 | 29 | 39 | 33 | 24 | 33 | 39 | 37 | 17 | 18 | 6 | 8 | 12 | 4 | 2 | 3 | 2 | | 1 | | | | | 79600.0 |

| CLASS | CFS | TOTAL | ACCUM | PERCT | CLASS | CFS | TOTAL | ACCUM | PERCT | CLASS | CFS | TOTAL | ACCUM | PERCT | CLASS | CFS | TOTAL | ACCUM | PERCT |
|---|---|---|---|---|---|---|---|---|---|---|---|---|---|---|---|---|---|---|---|
| 0 | 0.00 | 0 | 5905 | 100.0 | 9 | 13.00 | 399 | 4677 | 79.2 | 18 | 120.0 | 352 | 1460 | 24.7 | 27 | 1100 | 23 | 88 | 1.4 |
| 1 | 1.70 | 16 | 5905 | 100.0 | 10 | 17.00 | 282 | 4278 | 72.4 | 19 | 160.0 | 214 | 1108 | 18.8 | 28 | 1500 | 22 | 65 | 1.1 |
| 2 | 2.30 | 50 | 5889 | 99.7 | 11 | 21.00 | 382 | 3996 | 67.7 | 20 | 200.0 | 264 | 894 | 15.1 | 29 | 1900 | 16 | 43 | .7 |
| 3 | 3.00 | 93 | 5839 | 98.9 | 12 | 28.00 | 252 | 3614 | 61.2 | 21 | 260.0 | 171 | 630 | 10.7 | 30 | 2400 | 13 | 27 | .4 |
| 4 | 3.80 | 132 | 5746 | 97.3 | 13 | 35.00 | 349 | 3362 | 56.9 | 22 | 330.0 | 116 | 459 | 7.8 | 31 | 3100 | 4 | 14 | .2 |
| 5 | 4.90 | 138 | 5614 | 95.1 | 14 | 45.00 | 394 | 3013 | 51.0 | 23 | 420.0 | 101 | 343 | 5.8 | 32 | 3900 | 6 | 10 | .1 |
| 6 | 6.20 | 233 | 5476 | 92.7 | 15 | 58.00 | 434 | 2619 | 44.4 | 24 | 540.0 | 73 | 242 | 4.1 | 33 | 5000 | 2 | 4 | |
| 7 | 8.00 | 262 | 5243 | 88.8 | 16 | 74.00 | 406 | 2185 | 37.0 | 25 | 690.0 | 51 | 169 | 2.9 | 34 | 6400 | 2 | 2 | |
| 8 | 10.00 | 304 | 4981 | 84.4 | 17 | 95.00 | 319 | 1779 | 30.1 | 26 | 880.0 | 30 | 118 | 2.0 | | | | | |

### LOWEST MEAN DISCHARGE, IN CFS, AND RANKING, FOR THE FOLLOWING NUMBER OF CONSECUTIVE DAYS IN YEAR ENDING MARCH 31

| YEAR | 1 | | 3 | | 7 | | 14 | | 30 | | 60 | | 90 | | 120 | | 183 | | ANNUAL | |
|---|---|---|---|---|---|---|---|---|---|---|---|---|---|---|---|---|---|---|---|---|
| 1959 | 24.00 | 15 | 24.70 | 15 | 25.00 | 15 | 25.80 | 15 | 26.80 | 15 | 41.30 | 14 | 49.20 | 14 | 83.30 | 14 | 125.00 | 15 | 196.00 | 14 |
| 1960 | 4.00 | 5 | 4.00 | 5 | 4.10 | 5 | 4.30 | 5 | 5.40 | 5 | 11.40 | 9 | 16.90 | 9 | 19.00 | 8 | 27.80 | 8 | 96.60 | 5 |
| 1961 | 4.00 | 6 | 4.10 | 6 | 4.30 | 6 | 4.70 | 6 | 5.70 | 6 | 7.00 | 5 | 7.50 | 4 | 7.90 | 4 | 9.40 | 2 | 77.70 | 1 |
| 1962 | 9.80 | 13 | 9.90 | 13 | 10.00 | 13 | 10.20 | 12 | 12.80 | 11 | 25.50 | 13 | 24.90 | 12 | 29.80 | 12 | 48.80 | 10 | 193.00 | 13 |
| 1963 | 8.20 | 12 | 8.50 | 12 | 8.70 | 11 | 9.60 | 11 | 11.50 | 10 | 19.90 | 10 | 22.50 | 10 | 24.40 | 9 | 31.00 | 9 | 111.00 | 8 |
| 1964 | 2.40 | 3 | 2.50 | 3 | 2.70 | 3 | 2.90 | 3 | 3.70 | 3 | 4.70 | 3 | 5.20 | 3 | 5.10 | 3 | 12.40 | 4 | 85.80 | 4 |
| 1965 | 1.80 | 1 | 1.80 | 1 | 2.00 | 1 | 2.30 | 1 | 2.60 | 1 | 3.40 | 2 | 4.00 | 2 | 4.90 | 2 | 7.20 | 1 | 112.00 | 9 |
| 1966 | 4.60 | 7 | 4.80 | 7 | 5.60 | 8 | 6.40 | 8 | 6.70 | 7 | 9.90 | 8 | 11.40 | 7 | 13.90 | 7 | 16.70 | 6 | 81.10 | 2 |
| 1967 | 2.30 | 2 | 2.50 | 2 | 2.60 | 2 | 2.80 | 2 | 2.90 | 2 | 3.30 | 1 | 3.40 | 1 | 4.00 | 1 | 9.90 | 3 | 85.60 | 3 |
| 1968 | 3.20 | 4 | 3.40 | 4 | 3.50 | 4 | 3.50 | 4 | 3.90 | 4 | 5.00 | 4 | 8.80 | 5 | 12.80 | 6 | 16.60 | 5 | 150.00 | 10 |
| 1969 | 7.50 | 10 | 7.80 | 10 | 7.90 | 9 | 8.30 | 9 | 8.80 | 9 | 9.50 | 7 | 16.80 | 8 | 27.20 | 11 | 52.10 | 11 | 169.00 | 12 |
| 1970 | 8.20 | 11 | 8.30 | 11 | 8.70 | 12 | 13.20 | 13 | 22.60 | 14 | 56.60 | 15 | 83.90 | 15 | 90.10 | 15 | 110.00 | 14 | 163.00 | 11 |
| 1971 | 5.00 | 8 | 5.10 | 8 | 5.40 | 7 | 5.60 | 7 | 6.70 | 8 | 8.10 | 6 | 10.60 | 6 | 12.60 | 5 | 19.20 | 7 | 103.00 | 7 |
| 1972 | 7.30 | 9 | 7.40 | 9 | 8.00 | 10 | 9.40 | 10 | 16.30 | 13 | 19.90 | 11 | 23.50 | 11 | 26.70 | 10 | 58.30 | 12 | 98.20 | 6 |
| 1973 | 12.00 | 14 | 12.70 | 14 | 13.40 | 14 | 14.50 | 14 | 15.90 | 12 | 24.60 | 12 | 41.30 | 13 | 62.40 | 13 | 78.70 | 13 | 232.00 | 15 |

### HIGHEST MEAN DISCHARGE, IN CFS, AND RANKING, FOR THE FOLLOWING NUMBER OF CONSECUTIVE DAYS IN YEAR ENDING SEPTEMBER 30

| YEAR | 1 | | 3 | | 7 | | 15 | | 30 | | 60 | | 90 | | 120 | | 183 | | ANNUAL | |
|---|---|---|---|---|---|---|---|---|---|---|---|---|---|---|---|---|---|---|---|---|
| 1958 | 3830.0 | 6 | 2250.0 | 7 | 1310.0 | 6 | 919.0 | 5 | 544.0 | 9 | 370.0 | 9 | 288.0 | 10 | 253.0 | 9 | 193.0 | 10 | 176.0 | 3 |
| 1959 | 5030.0 | 4 | 2380.0 | 6 | 1180.0 | 7 | 663.0 | 10 | 622.0 | 6 | 439.0 | 8 | 348.0 | 7 | 298.0 | 7 | 239.0 | 5 | 137.0 | 7 |
| 1960 | 2490.0 | 12 | 1420.0 | 13 | 811.0 | 15 | 465.0 | 15 | 322.0 | 14 | 224.0 | 15 | 199.0 | 15 | 180.0 | 15 | 159.0 | 15 | 102.0 | 13 |
| 1961 | 2830.0 | 10 | 2080.0 | 8 | 1080.0 | 9 | 835.0 | 7 | 637.0 | 5 | 461.0 | 4 | 364.0 | 5 | 299.0 | 6 | 207.0 | 9 | 112.0 | 10 |
| 1962 | 6430.0 | 2 | 3860.0 | 2 | 1820.0 | 2 | 1020.0 | 3 | 619.0 | 7 | 487.0 | 3 | 400.0 | 3 | 327.0 | 3 | 261.0 | 3 | 167.0 | 4 |
| 1963 | 4570.0 | 5 | 3230.0 | 3 | 1600.0 | 3 | 902.0 | 6 | 654.0 | 4 | 447.0 | 6 | 320.0 | 8 | 247.0 | 10 | 174.0 | 13 | 102.0 | 11 |
| 1964 | 7650.0 | 1 | 4210.0 | 1 | 2170.0 | 1 | 1220.0 | 1 | 739.0 | 1 | 622.0 | 1 | 440.0 | 1 | 344.0 | 1 | 236.0 | 6 | 121.0 | 9 |
| 1965 | 2300.0 | 14 | 1250.0 | 15 | 1010.0 | 14 | 628.0 | 12 | 466.0 | 11 | 341.0 | 10 | 298.0 | 9 | 265.0 | 8 | 189.0 | 12 | 101.0 | 14 |
| 1966 | 540.0 | 16 | 373.0 | 16 | 282.0 | 16 | 223.0 | 16 | 153.0 | 16 | 97.8 | 16 | 88.4 | 16 | 80.7 | 16 | 68.1 | 16 | 38.5 | 16 |
| 1967 | 2160.0 | 15 | 1760.0 | 12 | 1060.0 | 12 | 582.0 | 14 | 322.0 | 15 | 244.0 | 14 | 200.0 | 14 | 201.0 | 13 | 191.0 | 11 | 102.0 | 12 |
| 1968 | 5690.0 | 3 | 3170.0 | 4 | 1590.0 | 4 | 1060.0 | 2 | 733.0 | 2 | 512.0 | 2 | 413.0 | 2 | 339.0 | 2 | 325.0 | 2 | 186.0 | 2 |
| 1969 | 3410.0 | 7 | 2600.0 | 5 | 1530.0 | 5 | 1010.0 | 4 | 703.0 | 3 | 460.0 | 5 | 349.0 | 6 | 309.0 | 5 | 241.0 | 4 | 158.0 | 5 |
| 1970 | 2490.0 | 13 | 1890.0 | 10 | 1090.0 | 8 | 590.0 | 13 | 415.0 | 13 | 340.0 | 11 | 252.0 | 12 | 232.0 | 11 | 211.0 | 8 | 148.0 | 6 |
| 1971 | 2570.0 | 11 | 1330.0 | 14 | 1070.0 | 10 | 651.0 | 11 | 429.0 | 12 | 297.0 | 13 | 210.0 | 13 | 196.0 | 14 | 166.0 | 14 | 98.0 | 15 |
| 1972 | 3000.0 | 9 | 1820.0 | 11 | 1070.0 | 11 | 755.0 | 9 | 552.0 | 8 | 315.0 | 12 | 257.0 | 11 | 212.0 | 12 | 214.0 | 7 | 133.0 | 8 |
| 1973 | 3220.0 | 8 | 1940.0 | 9 | 1030.0 | 13 | 773.0 | 8 | 528.0 | 10 | 442.0 | 7 | 367.0 | 4 | 326.0 | 4 | 336.0 | 1 | 218.0 | 1 |

STATISTICS ON NORMAL MONTHLY MEANS(ALL DAYS)

| OCT | NOV | DEC | JAN | FEB | MARCH | APRIL | MAY | JUNE | JULY | AUG | SEPT |
|---|---|---|---|---|---|---|---|---|---|---|---|
| BY ROWS(MEAN,VARIANCE,STANDARD DEVIATION, SKEWNESS, COEFF. OF VARIATION,PERCENTAGE OF AVERAGE FLOW) | | | | | | | | | | | |
| 0.4441E+02 | 0.1000E+03 | 0.1853E+03 | 0.1705E+03 | 0.1741E+03 | 0.2435E+03 | 0.2596E+03 | 0.1405E+03 | 0.1105E+03 | 0.7837E+02 | 0.4459E+02 | 0.2535E+02 |
| 0.5855E+04 | 0.1928E+05 | 0.4570E+05 | 0.3084E+05 | 0.1673E+05 | 0.2894E+05 | 0.3676E+05 | 0.8574E+04 | 0.6904E+04 | 0.7080E+04 | 0.3526E+04 | 0.5407E+03 |
| 0.7652E+02 | 0.1388E+03 | 0.2138E+03 | 0.1756E+03 | 0.1294E+03 | 0.1701E+03 | 0.1917E+03 | 0.9260E+02 | 0.8309E+02 | 0.8414E+02 | 0.5938E+02 | 0.2325E+02 |
| 0.3226E+01 | 0.1979E+01 | 0.1265E+01 | 0.1491E+01 | 0.4826E+00 | 0.7951E+00 | 0.1123E+01 | 0.1725E+01 | 0.9907E+00 | 0.1509E+01 | 0.3059E+01 | 0.9151E+00 |
| 0.1723E+01 | 0.1388E+01 | 0.1154E+01 | 0.1030E+01 | 0.7429E+00 | 0.6987E+00 | 0.7385E+00 | 0.6593E+00 | 0.7519E+00 | 0.1074E+01 | 0.1332E+01 | 0.9172E+00 |
| 0.2817E+01 | 0.6345E+01 | 0.1175E+02 | 0.1081E+02 | 0.1104E+02 | 0.1544E+02 | 0.1647E+02 | 0.8907E+01 | 0.7009E+01 | 0.4970E+01 | 0.2828E+01 | 0.1608E+01 |

STATISTICS ON NORMAL ANNUAL MEANS(ALL DAYS)

| MEAN | VARIANCE | STANDARD DEVIATION | SKEWNESS | COEFF. OF VARIATION | SERIAL CORR |
|---|---|---|---|---|---|
| 0.1311E+03 | 0.1898E+04 | 0.4357E+02 | 0.3577E-01 | 0.3322E+00 | 0.2000E+00 |

STATISTICS ON LOG MONTHLY MEANS(ALL DAYS)

| OCT | NOV | DEC | JAN | FEB | MARCH | APRIL | MAY | JUNE | JULY | AUG | SEPT |
|---|---|---|---|---|---|---|---|---|---|---|---|
| BY ROWS(MEAN,VARIANCE,STANDARD DEVIATION, SKEWNESS, COEFF. OF VARIATION,PERCENTAGE OF AVERAGE FLOW) | | | | | | | | | | | |
| 0.1292E+01 | 0.1608E+01 | 0.1872E+01 | 0.2003E+01 | 0.2090E+01 | 0.2278E+01 | 0.2294E+01 | 0.2081E+01 | 0.1915E+01 | 0.1671E+01 | 0.1399E+01 | 0.1191E+01 |
| 0.2932E+00 | 0.3898E+00 | 0.4875E+00 | 0.2375E+00 | 0.1703E+00 | 0.1074E+00 | 0.1227E+00 | 0.5416E-01 | 0.1327E+00 | 0.2062E+00 | 0.2386E+00 | 0.2235E+00 |
| 0.5415E+00 | 0.6243E+00 | 0.6982E+00 | 0.4874E+00 | 0.4126E+00 | 0.3277E+00 | 0.3503E+00 | 0.2327E+00 | 0.3643E+00 | 0.4540E+00 | 0.4884E+00 | 0.4728E+00 |
| 0.5793E+00 | 0.2940E+00 | -0.2538E+00 | -0.1076E+00 | -0.4938E+00 | -0.1029E+00 | -0.2518E+00 | 0.1025E+01 | -0.2440E+00 | 0.3987E+00 | -0.3722E-01 | -0.2815E-01 |
| 0.4191E+00 | 0.3883E+00 | 0.3730E+00 | 0.2433E+00 | 0.1974E+00 | 0.1438E+00 | 0.1527E+00 | 0.1118E+00 | 0.1902E+00 | 0.2717E+00 | 0.3490E+00 | 0.3968E+00 |
| 0.5956E+01 | 0.7411E+01 | 0.8628E+01 | 0.9234E+01 | 0.9633E+01 | 0.1050E+02 | 0.1058E+02 | 0.9591E+01 | 0.8825E+01 | 0.7702E+01 | 0.6451E+01 | 0.5492E+01 |

STATISTICS ON LOG ANNUAL MEANS(ALL DAYS)

| MEAN | VARIANCE | STANDARD DEVIATION | SKEWNESS | COEFF. OF VARIATION | SERIAL CORR |
|---|---|---|---|---|---|
| 0.2090E+01 | 0.3001E-01 | 0.1732E+00 | -0.1506E+01 | 0.8289E-01 | 0.2074E+00 |

ANNUAL PEAKS

| | |
|---|---|
| 1957 | 39900 |
| 1958 | 5320 |
| 1959 | 7780 |
| 1960 | 3780 |
| 1961 | 4680 |
| 1962 | 15100 |
| 1963 | 9820 |
| 1964 | 11600 |
| 1965 | 2990 |
| 1966 | 756 |
| 1967 | 2840 |
| 1968 | 9880 |
| 1969 | 3670 |
| 1970 | 3930 |
| 1971 | 3840 |
| 1972 | 3370 |
| 1973 | 4550 |

## 03340900 Big Raccoon Creek at Ferndale, Ind.

LOCATION.--Lat 39°41'44", long 87°05'01", in SE¼SW¼ sec.33, T.15 N., R.6 W., Parke County, on right bank 1.1 miles (1.8 km) southwest of Ferndale, 1.8 miles (2.9 km) northeast of Mansfield, 2.0 miles (3.2 km) upstream from Rocky Fork Creek, and 2.1 miles (3.4 km) downstream from Mansfield Lake.

DRAINAGE AREA.--222 mi² (575 km²).

REMARKS.--Flow regulated since October 1960, by Mansfield Lake (See sta 03340870).

### DURATION TABLE OF DAILY DISCHARGE FOR YEAR ENDING SEPTEMBER 30

| CLASS | 0 | 1 | 2 | 3 | 4 | 5 | 6 | 7 | 8 | 9 | 10 | 11 | 12 | 13 | 14 | 15 | 16 | 17 | 18 | 19 | 20 | 21 | 22 | 23 | 24 | 25 | 26 | 27 | 28 | 29 | 30 | 31 | 32 | 33 | 34 | |
|---|---|---|---|---|---|---|---|---|---|---|---|---|---|---|---|---|---|---|---|---|---|---|---|---|---|---|---|---|---|---|---|---|---|---|---|---|
| YEAR | NUMBER OF DAYS IN CLASS | | | | | | | | | | | | | | | | | | | | | | | | | | | | | | | | | | | CFS-DAYS |
| 1957 | | 7 | 7 | 7 | 2 | 1 | 1 | 14 | 14 | 14 | 13 | 15 | 15 | 14 | 14 | 35 | 33 | 31 | 22 | 20 | 13 | 15 | 14 | 11 | 11 | 6 | 6 | 4 | 1 | 2 | 1 | | 1 | 1 | | 139771.8 |
| 1958 | | | | | | | | | 15 | 1 | 3 | 2 | 16 | 34 | 54 | 54 | 37 | 26 | 27 | 20 | 17 | 18 | 8 | 10 | 6 | 6 | 4 | 1 | 3 | 1 | 1 | 1 | | | | 106642.0 |
| 1959 | | | | 1 | 5 | 6 | 5 | 9 | 11 | 19 | 12 | 14 | 53 | 22 | 28 | 14 | 18 | 25 | 24 | 28 | 25 | 14 | 9 | 8 | 6 | 2 | 3 | 4 | | | | | | | | 76833.2 |
| 1960 | | | | | | 7 | 18 | 12 | 8 | 16 | 12 | 13 | 33 | 23 | 43 | 44 | 35 | 18 | 23 | 17 | 13 | 6 | 6 | 4 | 3 | 5 | 3 | 4 | | | | | | | | 66954.5 |
| 1961 | | | 1 | 1 | 5 | 19 | 11 | 55 | 45 | 12 | 9 | 17 | 78 | 13 | 5 | 30 | 18 | 2 | 3 | 8 | 3 | 6 | 4 | 3 | 7 | | 6 | 4 | | | | | | | | 49450.9 |
| 1962 | | | | | | | | | | | 2 | 5106 | 4 | 10 | 58 | 33 | 11 | 28 | 23 | 18 | 18 | 7 | 3 | 29 | | 10 | | | | | | | | | | 96557.0 |
| 1963 | | | | | | | | | | 5 | 35 | 68129 | 14 | 8 | 16 | 6 | 8 | 24 | 15 | 3 | 14 | 1 | 2 | 11 | 2 | 2 | 2 | | | | | | | | | 54397.0 |
| 1964 | | | | | | 15 | 20 | 3 | 1 | 3 | 3 | 56 | 78 | 5 | 26 | 21 | 15 | 16 | 57 | 7 | 2 | 3 | 2 | 5 | 24 | | 1 | 3 | | | | | | | | 68890.0 |
| 1965 | | | | | | | | 7 | 24 | 20 | 21 | 3 | 55 | 24 | 31 | 27 | 20 | 27 | 71 | 6 | 6 | 10 | 3 | 5 | 1 | 1 | 2 | 1 | | | | | | | | 54812.0 |
| 1966 | | | | | | | 2115 | 45 | 20 | 28 | 12 | 19 | 21 | 12 | 11 | 16 | 4 | 42 | 9 | 4 | 2 | 2 | 1 | | | | | | | | | | | | | 27324.0 |
| 1967 | | | | | | | 10 | 55 | 30 | 22 | 8 | 19 | 17 | 36 | 44 | 9 | 34 | 39 | 5 | 5 | 6 | 4 | 10 | 2 | 4 | 6 | | | | | | | | | | 60515.0 |
| 1968 | | | | | | | | | 41 | 25 | 8 | 9 | 7 | 41 | 50 | 6 | 14 | 79 | 15 | 14 | 5 | 8 | 3 | 19 | 4 | 16 | 2 | | | | | | | | | 104843.0 |
| 1969 | | | | | | | | | 4 | 72 | 29 | 19 | 1 | 19 | 41 | 23 | 15 | 63 | 23 | 17 | 8 | 3 | 2 | 5 | 2 | 13 | 6 | | | | | | | | | 87979.0 |
| 1970 | | | | | | | | | 8 | 4 | 79 | 10 | 15 | 9 | 29 | 24 | 31 | 24 | 46 | 18 | 7 | 13 | 11 | 4 | 31 | 2 | | | | | | | | | | 82771.0 |
| 1971 | | | | | | | | 24 | 49 | 38 | 29 | 32 | 19 | 10 | 26 | 15 | 3 | 56 | 39 | 5 | 3 | 4 | 2 | 2 | 3 | 6 | | | | | | | | | | 58278.0 |
| 1972 | | | | | | | | | 6 | 6 | 42 | 11 | 7 | 15 | 38 | 39 | 43 | 22 | 58 | 30 | 16 | 10 | 8 | 3 | 6 | 1 | 4 | 1 | | | | | | | | 73919.0 |
| 1973 | | | | | | | | | | 5 | 30 | 8 | 3 | 10 | 8 | 80 | 22 | 18 | 17 | 34 | 31 | 30 | 17 | 28 | 7 | 6 | 9 | 2 | | | | | | | | 119572.0 |

| CLASS | CFS | TOTAL | ACCUM | PERCT | CLASS | CFS | TOTAL | ACCUM | PERCT | CLASS | CFS | TOTAL | ACCUM | PERCT | CLASS | CFS | TOTAL | ACCUM | PERCT |
|---|---|---|---|---|---|---|---|---|---|---|---|---|---|---|---|---|---|---|---|
| 0 | 0.00 | 0 | 6209 | 100.0 | 9 | 20.00 | 249 | 5587 | 90.0 | 18 | 190.0 | 679 | 1942 | 31.3 | 27 | 1800 | 34 | 46 | .7 |
| 1 | 2.60 | 7 | 6209 | 100.0 | 10 | 26.00 | 446 | 5338 | 86.0 | 19 | 250.0 | 317 | 1263 | 20.3 | 28 | 2400 | 4 | 12 | .1 |
| 2 | 3.50 | 8 | 6202 | 99.9 | 11 | 33.00 | 308 | 4892 | 78.8 | 20 | 320.0 | 199 | 946 | 15.2 | 29 | 3000 | 3 | 8 | .1 |
| 3 | 4.50 | 9 | 6194 | 99.8 | 12 | 43.00 | 686 | 4584 | 73.8 | 21 | 410.0 | 181 | 747 | 12.0 | 30 | 3900 | 2 | 5 | |
| 4 | 5.70 | 12 | 6185 | 99.6 | 13 | 55.00 | 252 | 3898 | 62.8 | 22 | 530.0 | 111 | 566 | 9.1 | 31 | 5000 | 1 | 3 | |
| 5 | 7.40 | 48 | 6173 | 99.4 | 14 | 71.00 | 412 | 3646 | 58.7 | 23 | 680.0 | 104 | 455 | 7.3 | 32 | 6500 | | 2 | |
| 6 | 9.50 | 57 | 6125 | 98.6 | 15 | 91.00 | 614 | 3234 | 52.1 | 24 | 870.0 | 170 | 351 | 5.7 | 33 | 8300 | 1 | 2 | |
| 7 | 12.00 | 225 | 6068 | 97.7 | 16 | 120.00 | 380 | 2620 | 42.2 | 25 | 1100.0 | 44 | 181 | 2.9 | 34 | 11000 | 1 | 1 | |
| 8 | 16.00 | 256 | 5843 | 94.1 | 17 | 150.00 | 298 | 2240 | 36.1 | 26 | 1400.0 | 91 | 137 | 2.2 | | | | | |

### LOWEST MEAN DISCHARGE, IN CFS, AND RANKING, FOR THE FOLLOWING NUMBER OF CONSECUTIVE DAYS IN YEAR ENDING MARCH 31

| YEAR | 1 | | 3 | | 7 | | 14 | | 30 | | 60 | | 90 | | 120 | | 183 | | ANNUAL | |
|---|---|---|---|---|---|---|---|---|---|---|---|---|---|---|---|---|---|---|---|---|
| 1958 | 17.00 | 8 | 17.00 | 7 | 17.30 | 6 | 17.40 | 5 | 22.30 | 8 | 49.80 | 13 | 63.60 | 12 | 84.60 | 11 | 252.00 | 16 | 448.00 | 16 |
| 1959 | 21.00 | 13 | 42.30 | 16 | 43.00 | 16 | 44.10 | 16 | 46.60 | 15 | 71.90 | 16 | 86.90 | 14 | 133.00 | 15 | 200.00 | 15 | 306.00 | 15 |
| 1960 | 5.60 | 2 | 5.90 | 1 | 6.60 | 1 | 7.70 | 1 | 9.50 | 3 | 24.00 | 4 | 33.40 | 5 | 37.60 | 4 | 53.00 | 3 | 167.00 | 6 |
| 1961 | 3.70 | 1 | 6.20 | 2 | 6.90 | 2 | 8.00 | 2 | 9.10 | 1 | 11.30 | 1 | 13.10 | 1 | 13.10 | 1 | 14.10 | 1 | 105.00 | 1 |
| 1962 | 39.00 | 16 | 40.70 | 15 | 40.90 | 15 | 42.50 | 15 | 43.80 | 14 | 46.30 | 12 | 66.40 | 13 | 108.00 | 13 | 169.00 | 14 | 259.00 | 12 |
| 1963 | 25.00 | 15 | 25.00 | 14 | 25.60 | 13 | 26.70 | 13 | 34.40 | 13 | 40.50 | 10 | 43.00 | 9 | 78.60 | 10 | 144.00 | 11 | 208.00 | 9 |
| 1964 | 8.80 | 3 | 8.80 | 3 | 8.80 | 3 | 8.80 | 3 | 9.50 | 2 | 36.80 | 8 | 40.90 | 8 | 44.30 | 5 | 67.30 | 4 | 136.00 | 4 |
| 1965 | 13.00 | 5 | 13.00 | 5 | 13.90 | 5 | 19.40 | 9 | 22.70 | 10 | 42.50 | 11 | 45.60 | 11 | 53.50 | 6 | 98.50 | 8 | 201.00 | 8 |
| 1966 | 15.00 | 6 | 17.00 | 6 | 17.70 | 7 | 17.90 | 6 | 22.10 | 7 | 37.20 | 9 | 45.30 | 10 | 86.30 | 12 | 113.00 | 9 | 123.00 | 2 |
| 1967 | 11.00 | 4 | 11.30 | 4 | 11.90 | 4 | 12.60 | 4 | 14.10 | 4 | 14.70 | 2 | 14.80 | 2 | 15.10 | 2 | 16.10 | 2 | 129.00 | 3 |
| 1968 | 19.00 | 11 | 19.00 | 11 | 19.00 | 10 | 19.00 | 7 | 19.20 | 5 | 29.00 | 5 | 38.40 | 7 | 57.00 | 7 | 78.90 | 6 | 244.00 | 11 |
| 1969 | 20.00 | 12 | 20.70 | 12 | 21.30 | 11 | 21.90 | 10 | 22.40 | 9 | 55.70 | 15 | 112.00 | 16 | 133.00 | 16 | 162.00 | 13 | 265.00 | 13 |
| 1970 | 23.00 | 14 | 23.70 | 13 | 27.00 | 14 | 27.60 | 14 | 29.90 | 12 | 30.60 | 7 | 32.60 | 4 | 67.30 | 8 | 125.00 | 10 | 242.00 | 10 |
| 1971 | 18.00 | 9 | 18.00 | 9 | 18.00 | 8 | 23.60 | 11 | 28.90 | 11 | 29.90 | 6 | 34.60 | 6 | 73.50 | 9 | 94.30 | 7 | 168.00 | 7 |
| 1972 | 18.00 | 10 | 19.00 | 10 | 19.00 | 9 | 19.10 | 8 | 19.50 | 6 | 23.80 | 3 | 25.70 | 3 | 31.40 | 3 | 78.60 | 5 | 166.00 | 5 |
| 1973 | 17.00 | 7 | 17.70 | 8 | 22.40 | 12 | 24.20 | 12 | 49.50 | 16 | 53.40 | 14 | 98.50 | 15 | 113.00 | 14 | 151.00 | 12 | 286.00 | 14 |

### HIGHEST MEAN DISCHARGE, IN CFS, AND RANKING, FOR THE FOLLOWING NUMBER OF CONSECUTIVE DAYS IN YEAR ENDING SEPTEMBER 30

| YEAR | 1 | | 3 | | 7 | | 15 | | 30 | | 60 | | 90 | | 120 | | 183 | | ANNUAL | |
|---|---|---|---|---|---|---|---|---|---|---|---|---|---|---|---|---|---|---|---|---|
| 1957 | 22600.0 | 1 | 12000.0 | 1 | 5560.0 | 1 | 2880.0 | 1 | 1760.0 | 1 | 1300.0 | 1 | 1100.0 | 1 | 916.0 | 1 | 693.0 | 1 | 383.0 | 1 |
| 1958 | 6080.0 | 2 | 3800.0 | 2 | 2200.0 | 2 | 1560.0 | 3 | 907.0 | 4 | 600.0 | 7 | 476.0 | 8 | 418.0 | 7 | 321.0 | 8 | 292.0 | 3 |
| 1959 | 2200.0 | 6 | 2030.0 | 6 | 1540.0 | 10 | 926.0 | 13 | 783.0 | 7 | 612.0 | 6 | 502.0 | 6 | 438.0 | 5 | 355.0 | 6 | 211.0 | 8 |
| 1960 | 2350.0 | 3 | 2140.0 | 4 | 1530.0 | 11 | 813.0 | 15 | 563.0 | 15 | 391.0 | 15 | 344.0 | 13 | 308.0 | 13 | 289.0 | 9 | 183.0 | 11 |
| 1961 | 1850.0 | 10 | 1850.0 | 8 | 1610.0 | 6 | 1210.0 | 5 | 694.0 | 10 | 487.0 | 10 | 403.0 | 10 | 321.0 | 10 | 238.0 | 14 | 135.0 | 16 |
| 1962 | 1720.0 | 13 | 1670.0 | 13 | 1570.0 | 7 | 1100.0 | 8 | 631.0 | 13 | 531.0 | 9 | 458.0 | 9 | 394.0 | 8 | 353.0 | 7 | 265.0 | 5 |
| 1963 | 2000.0 | 8 | 1650.0 | 14 | 1500.0 | 12 | 1140.0 | 6 | 786.0 | 6 | 431.0 | 14 | 303.0 | 15 | 239.0 | 16 | 218.0 | 15 | 149.0 | 15 |
| 1964 | 2350.0 | 4 | 2320.0 | 3 | 1350.0 | 14 | 959.0 | 12 | 777.0 | 8 | 553.0 | 8 | 503.0 | 5 | 392.0 | 9 | 278.0 | 10 | 188.0 | 10 |
| 1965 | 1800.0 | 11 | 1740.0 | 11 | 979.0 | 16 | 669.0 | 16 | 491.0 | 16 | 314.0 | 16 | 250.0 | 16 | 240.0 | 15 | 186.0 | 16 | 150.0 | 14 |
| 1966 | 775.0 | 17 | 667.0 | 17 | 416.0 | 17 | 254.0 | 17 | 233.0 | 17 | 214.0 | 17 | 163.0 | 17 | 146.0 | 17 | 133.0 | 17 | 74.9 | 17 |
| 1967 | 1650.0 | 15 | 1620.0 | 15 | 1560.0 | 8 | 1040.0 | 9 | 571.0 | 14 | 436.0 | 11 | 347.0 | 12 | 310.0 | 12 | 260.0 | 11 | 166.0 | 12 |
| 1968 | 2340.0 | 5 | 2060.0 | 5 | 1730.0 | 4 | 1520.0 | 4 | 869.0 | 5 | 733.0 | 3 | 615.0 | 2 | 517.0 | 3 | 400.0 | 3 | 286.0 | 4 |
| 1969 | 1860.0 | 9 | 1840.0 | 9 | 1820.0 | 3 | 1780.0 | 2 | 1100.0 | 2 | 700.0 | 4 | 511.0 | 4 | 459.0 | 4 | 356.0 | 5 | 241.0 | 6 |
| 1970 | 1250.0 | 16 | 1150.0 | 16 | 1020.0 | 15 | 862.0 | 14 | 770.0 | 9 | 656.0 | 5 | 494.0 | 7 | 426.0 | 6 | 358.0 | 4 | 227.0 | 7 |
| 1971 | 1700.0 | 14 | 1670.0 | 12 | 1480.0 | 13 | 1010.0 | 10 | 677.0 | 11 | 433.0 | 12 | 305.0 | 14 | 251.0 | 14 | 240.0 | 13 | 160.0 | 13 |
| 1972 | 1800.0 | 12 | 1770.0 | 10 | 1560.0 | 9 | 971.0 | 11 | 670.0 | 12 | 432.0 | 13 | 357.0 | 11 | 320.0 | 11 | 253.0 | 12 | 202.0 | 9 |
| 1973 | 2040.0 | 7 | 1900.0 | 7 | 1640.0 | 5 | 1110.0 | 7 | 937.0 | 3 | 737.0 | 2 | 615.0 | 3 | 551.0 | 2 | 431.0 | 2 | 328.0 | 2 |

STATISTICS ON NORMAL MONTHLY MEANS(ALL DAYS)

| OCT | NOV | DEC | JAN | FEB | MARCH | APRIL | MAY | JUNE | JULY | AUG | SEPT |
|---|---|---|---|---|---|---|---|---|---|---|---|
| BY ROWS(MEAN,VARIANCE,STANDARD DEVIATION, SKEWNESS, COEFF. OF VARIATION,PERCENTAGE OF AVERAGE FLOW) | | | | | | | | | | | |
| 0.1846E+03 | 0.2536E+03 | 0.2543E+03 | 0.2267E+03 | 0.3334E+03 | 0.2452E+03 | 0.2149E+03 | 0.2377E+03 | 0.2603E+03 | 0.1346E+03 | 0.8399E+02 | 0.1515E+03 |
| 0.1543E+05 | 0.2514E+05 | 0.7279E+05 | 0.3172E+05 | 0.8733E+05 | 0.2264E+05 | 0.4686E+05 | 0.6413E+05 | 0.1574E+06 | 0.2065E+05 | 0.7819E+04 | 0.1117E+05 |
| 0.1242E+03 | 0.1586E+03 | 0.2698E+03 | 0.1781E+03 | 0.2955E+03 | 0.1505E+03 | 0.2165E+03 | 0.2532E+03 | 0.3967E+03 | 0.1437E+03 | 0.8843E+02 | 0.1057E+03 |
| 0.3637E+00 | 0.1105E+01 | 0.1123E+01 | 0.1076E+01 | 0.1462E+01 | 0.1123E+01 | 0.1879E+01 | 0.1359E+01 | 0.2919E+01 | 0.1333E+01 | 0.3216E+01 | 0.4029E+00 |
| 0.6723E+00 | 0.6251E+00 | 0.1061E+01 | 0.7857E+00 | 0.8864E+00 | 0.6137E+00 | 0.1007E+01 | 0.1065E+01 | 0.1524E+01 | 0.1067E+01 | 0.1053E+01 | 0.6975E+00 |
| 0.7158E+01 | 0.9826E+01 | 0.9853E+01 | 0.8782E+01 | 0.1292E+02 | 0.9500E+01 | 0.8326E+01 | 0.9211E+01 | 0.1009E+02 | 0.5215E+01 | 0.3254E+01 | 0.5872E+01 |

STATISTICS ON NORMAL ANNUAL MEANS(ALL DAYS)

| MEAN | VARIANCE | STANDARD DEVIATION | SKEWNESS | COEFF. OF VARIATION | SERIAL CORR |
|---|---|---|---|---|---|
| 0.2141E+03 | 0.6071E+04 | 0.7792E+02 | 0.4831E+00 | 0.3639E+00 | 0.3130E+00 |

STATISTICS ON LOG MONTHLY MEANS(ALL DAYS)

| OCT | NOV | DEC | JAN | FEB | MARCH | APRIL | MAY | JUNE | JULY | AUG | SEPT |
|---|---|---|---|---|---|---|---|---|---|---|---|
| BY ROWS(MEAN,VARIANCE,STANDARD DEVIATION, SKEWNESS, COEFF. OF VARIATION,PERCENTAGE OF AVERAGE FLOW) | | | | | | | | | | | |
| 0.2089E+01 | 0.2285E+01 | 0.2094E+01 | 0.2196E+01 | 0.2328E+01 | 0.2317E+01 | 0.2118E+01 | 0.2125E+01 | 0.2074E+01 | 0.1906E+01 | 0.1791E+01 | 0.2002E+01 |
| 0.2604E+00 | 0.1634E+00 | 0.3720E+00 | 0.1883E+00 | 0.2296E+00 | 0.6695E-01 | 0.2284E+00 | 0.2609E+00 | 0.3099E+00 | 0.2029E+00 | 0.1089E+00 | 0.2414E+00 |
| 0.5103E+00 | 0.4043E+00 | 0.6099E+00 | 0.4339E+00 | 0.4792E+00 | 0.2587E+00 | 0.4779E+00 | 0.5108E+00 | 0.5567E+00 | 0.4504E+00 | 0.3299E+00 | 0.4913E+00 |
| -0.1414E+01 | -0.1640E+01 | -0.3805E+00 | -0.8412E+00 | -0.6911E+00 | 0.1454E+00 | -0.2415E+00 | -0.7890E-01 | 0.3421E+00 | 0.4141E+00 | 0.5042E+00 | -0.1047E+01 |
| 0.2442E+00 | 0.1769E+00 | 0.2913E+00 | 0.1976E+00 | 0.2058E+00 | 0.1117E+00 | 0.2257E+00 | 0.2403E+00 | 0.2684E+00 | 0.2363E+00 | 0.1842E+00 | 0.2454E+00 |
| 0.8250E+01 | 0.9021E+01 | 0.8267E+01 | 0.8671E+01 | 0.9193E+01 | 0.9149E+01 | 0.8362E+01 | 0.8392E+01 | 0.8190E+01 | 0.7528E+01 | 0.7071E+01 | 0.7906E+01 |

STATISTICS ON LOG ANNUAL MEANS(ALL DAYS)

| MEAN | VARIANCE | STANDARD DEVIATION | SKEWNESS | COEFF. OF VARIATION | SERIAL CORR |
|---|---|---|---|---|---|
| 0.2302E+01 | 0.2892E-01 | 0.1701E+00 | -0.6590E+00 | 0.7389E-01 | 0.2784E+00 |

**ANNUAL PEAKS**

| | |
|---|---|
| 1957 | 40500 |
| 1958 | 6640 |
| 1959 | 2250 |
| 1960 | 2900 |
| 1961 | 1940 |
| 1962 | 2120 |
| 1963 | 2500 |
| 1964 | 2400 |
| 1965 | 2100 |
| 1966 | 775 |
| 1967 | 1710 |
| 1968 | 2920 |
| 1969 | 1890 |
| 1970 | 1270 |
| 1971 | 1740 |
| 1972 | 1860 |
| 1973 | 2200 |

## 03341000 Big Raccoon Creek at Mansfield, Ind.

LOCATION.--Lat 39°40'32", long 87°06'05", in sec.8, T.14 N., R.6 W., at covered bridge at Mansfield, 0.75 mile (1.21 km) downstream from Rocky Fork.

DRAINAGE AREA.--240 mi² (622 km²).

DURATION TABLE OF DAILY DISCHARGE FOR YEAR ENDING SEPTEMBER 30

| YEAR | 0 | 1 | 2 | 3 | 4 | 5 | 6 | 7 | 8 | 9 | 10 | 11 | 12 | 13 | 14 | 15 | 16 | 17 | 18 | 19 | 20 | 21 | 22 | 23 | 24 | 25 | 26 | 27 | 28 | 29 | 30 | 31 | 32 | 33 | 34 | CFS_DAYS |
|---|---|---|---|---|---|---|---|---|---|---|---|---|---|---|---|---|---|---|---|---|---|---|---|---|---|---|---|---|---|---|---|---|---|---|---|---|
| | NUMBER OF DAYS IN CLASS | | | | | | | | | | | | | | | | | | | | | | | | | | | | | | | | | | | |
| 1940 | | | 10 | 15 | 27 | 28 | 14 | 11 | 18 | 40 | 40 | 13 | 6 | 8 | 17 | 15 | 17 | 24 | 21 | 10 | 10 | 10 | 1 | 4 | 2 | 2 | 3 | | | | | | | | | 36541.0 |
| 1941 | | | | | | 1 | 7 | 14 | 14 | 25 | 74 | 20 | 22 | 51 | 45 | 33 | 15 | 17 | 4 | 6 | 4 | 3 | 3 | 2 | 3 | | 1 | | 1 | | | | | | | 22484.5 |
| 1942 | | | | | | | | 1 | | 11 | 18 | 26 | 9 | 23 | 40 | 32 | 30 | 41 | 25 | 29 | 28 | 18 | 8 | 5 | 5 | 7 | 3 | 2 | 2 | 1 | 1 | | | | | 88447.3 |
| 1943 | | | | | | | | 2 | 8 | 34 | 15 | 18 | 17 | 10 | 17 | 34 | 53 | 43 | 33 | 21 | 15 | 11 | 5 | 9 | 4 | 8 | 1 | 1 | 1 | 1 | 1 | 1 | 1 | | 1 | 103089.8 |
| 1944 | | 2 | 5 | 1 | 3 | 14 | 21 | 20 | 35 | 22 | 31 | 55 | 20 | 8 | 11 | 8 | 9 | 14 | 25 | 22 | 11 | 5 | 5 | 8 | 2 | 2 | 1 | 1 | 1 | 1 | 3 | | | | | 61860.9 |
| 1945 | | 1 | | 2 | 3 | 2 | 10 | 12 | 29 | 62 | 25 | 20 | 17 | 18 | 12 | 11 | 19 | 23 | 20 | 23 | 13 | 10 | 5 | 7 | 4 | 3 | 5 | 3 | 2 | 1 | 3 | | | | | 82779.7 |
| 1946 | | | | | | | 1 | 1 | 14 | 10 | 10 | 16 | 8 | 25 | 29 | 29 | 33 | 36 | 33 | 26 | 29 | 19 | 15 | 11 | 5 | 8 | 3 | 3 | | 1 | | | | | | 88424.6 |
| 1947 | | | | | 1 | 1 | 7 | 3 | 3 | 8 | 15 | 21 | 39 | 21 | 38 | 23 | 27 | 32 | 23 | 36 | 26 | 14 | 6 | 8 | 3 | 2 | 2 | 3 | 2 | 1 | | | | | | 73513.1 |
| 1948 | | | | | | | | 1 | 11 | 13 | 26 | 25 | 54 | 63 | 22 | 14 | 21 | 22 | 14 | 13 | 13 | 17 | 10 | 6 | 6 | 2 | 4 | 3 | 3 | 1 | 2 | | | | | 81693.7 |
| 1949 | | | | | | 2 | 11 | 22 | 7 | 6 | 11 | 18 | 28 | 25 | 28 | 24 | 19 | 41 | 35 | 24 | 16 | 9 | 15 | 7 | 6 | 1 | 1 | 4 | 2 | 1 | 1 | 1 | | | | 86084.2 |
| 1950 | | | | | | 1 | 1 | | 1 | 1 | 7 | 13 | 15 | 26 | 21 | 26 | 31 | 26 | 19 | 27 | 26 | 32 | 35 | 13 | 11 | 8 | 5 | 4 | 2 | 7 | 5 | 1 | | 1 | | 185609.2 |
| 195 | | | | | | | | | | | 17 | 11 | 16 | 10 | 16 | 31 | 39 | 40 | 37 | 40 | 27 | 27 | 19 | 12 | 6 | 6 | 4 | 3 | 3 | 1 | | | | | | 106515.0 |
| 195 | | | | | | | | | 3 | 21 | 21 | 18 | 19 | 14 | 24 | 32 | 28 | 43 | 35 | 19 | 26 | 14 | 15 | 14 | 5 | 5 | 3 | 2 | 2 | 2 | 1 | | | | | 95685.8 |
| 195 | | | | | 1 | 4 | 7 | 6 | 5 | 14 | 37 | 17 | 8 | 18 | 9 | 21 | 29 | 55 | 40 | 21 | 23 | 20 | 10 | 8 | 4 | 2 | 2 | 2 | 1 | 1 | | | | | | 56597.7 |
| 1954 | | | | 9 | 15 | 12 | 13 | 7 | 18 | 46 | 51 | 29 | 17 | 11 | 20 | 25 | 21 | 26 | 18 | 9 | 9 | 5 | 2 | 2 | | | | | | | | | | | | 19654.4 |
| 1955 | | | | 24 | 16 | 4 | 4 | 1 | 3 | 8 | 19 | 36 | 33 | 12 | 15 | 26 | 25 | 25 | 21 | 21 | 32 | 19 | 11 | 2 | 6 | | | 1 | 1 | | | | | | | 43246.1 |
| 1956 | | | | | | 2 | 6 | 3 | 3 | 3 | 10 | 10 | 22 | 28 | 31 | 35 | 31 | 26 | 32 | 33 | 23 | 22 | 16 | 7 | 7 | 7 | 1 | 2 | 1 | 3 | | 2 | | | | 78739.6 |

| CLASS | CFS | TOTAL | ACCUM | PERCT | CLASS | CFS | TOTAL | ACCUM | PERCT | CLASS | CFS | TOTAL | ACCUM | PERCT | CLASS | CFS | TOTAL | ACCUM | PERCT |
|---|---|---|---|---|---|---|---|---|---|---|---|---|---|---|---|---|---|---|---|
| 0 | 0.00 | 0 | 6210 | 100.0 | 9 | 13.00 | 419 | 5530 | 89.0 | 18 | 160.0 | 410 | 1878 | 30.2 | 27 | 1900 | 33 | 100 | 1.6 |
| 1 | 1.40 | 3 | 6210 | 100.0 | 10 | 17.00 | 348 | 5111 | 82.3 | 19 | 210.0 | 381 | 1468 | 23.6 | 28 | 2500 | 24 | 67 | 1.0 |
| 2 | 1.80 | 48 | 6207 | 100.0 | 11 | 22.00 | 356 | 4763 | 76.7 | 20 | 270.0 | 309 | 1087 | 17.5 | 29 | 3300 | 18 | 43 | .6 |
| 3 | 2.40 | 50 | 6159 | 99.2 | 12 | 29.00 | 368 | 4407 | 71.0 | 21 | 360.0 | 228 | 778 | 12.5 | 30 | 4300 | 19 | 25 | .4 |
| 4 | 3.20 | 57 | 6109 | 98.4 | 13 | 39.00 | 371 | 4039 | 65.0 | 22 | 470.0 | 160 | 550 | 8.9 | 31 | 5700 | 3 | 6 | .0 |
| 5 | 4.20 | 85 | 6052 | 97.5 | 14 | 51.00 | 415 | 3668 | 59.1 | 23 | 620.0 | 124 | 390 | 6.3 | 32 | 7500 | 1 | 3 | .0 |
| 6 | 5.60 | 96 | 5967 | 96.1 | 15 | 68.00 | 400 | 3253 | 52.4 | 24 | 820.0 | 68 | 266 | 4.3 | 33 | 9900 | 1 | 2 | .0 |
| 7 | 7.40 | 116 | 5871 | 94.5 | 16 | 89.00 | 475 | 2853 | 45.9 | 25 | 1100.0 | 58 | 198 | 3.2 | 34 | 13000 | 1 | 1 | .0 |
| 8 | 9.70 | 225 | 5755 | 92.7 | 17 | 120.00 | 500 | 2378 | 38.3 | 26 | 1400.0 | 40 | 140 | 2.3 | | | | | |

LOWEST MEAN DISCHARGE, IN CFS, AND RANKING, FOR THE FOLLOWING NUMBER OF CONSECUTIVE DAYS IN YEAR ENDING MARCH 31

| YEAR | 1 | | 3 | | 7 | | 14 | | 30 | | 60 | | 90 | | 120 | | 183 | | ANNUAL | |
|---|---|---|---|---|---|---|---|---|---|---|---|---|---|---|---|---|---|---|---|---|
| 1941 | 2.30 | 5 | 2.37 | 4 | 2.49 | 3 | 3.09 | 3 | 3.77 | 3 | 4.41 | 1 | 5.07 | 1 | 6.06 | 1 | 12.10 | 2 | 84.00 | 1 |
| 1942 | 8.50 | 10 | 11.20 | 12 | 12.50 | 11 | 12.90 | 10 | 13.30 | 9 | 15.90 | 9 | 17.00 | 5 | 28.40 | 7 | 60.40 | 11 | 171.00 | 6 |
| 1943 | 8.50 | 11 | 10.80 | 11 | 12.10 | 10 | 12.80 | 9 | 13.90 | 10 | 21.30 | 12 | 28.70 | 12 | 43.10 | 13 | 91.40 | 13 | 202.00 | 9 |
| 1944 | 8.00 | 8 | 9.20 | 8 | 10.50 | 8 | 10.60 | 8 | 11.30 | 8 | 15.20 | 8 | 19.40 | 6 | 21.90 | 5 | 24.10 | 5 | 249.00 | 11 |
| 1945 | 1.40 | 1 | 2.47 | 5 | 3.94 | 5 | 4.31 | 5 | 5.48 | 5 | 6.07 | 3 | 7.26 | 2 | 8.09 | 2 | 10.20 | 1 | 173.00 | 7 |
| 1946 | 10.00 | 13 | 10.30 | 10 | 12.60 | 12 | 14.90 | 13 | 19.00 | 14 | 34.30 | 15 | 53.30 | 15 | 80.00 | 15 | 101.00 | 14 | 313.00 | 14 |
| 1947 | 4.10 | 6 | 5.73 | 6 | 6.31 | 6 | 7.22 | 6 | 9.39 | 7 | 13.70 | 7 | 19.40 | 7 | 25.90 | 6 | 46.90 | 6 | 169.00 | 5 |
| 1948 | 13.00 | 14 | 14.70 | 15 | 15.90 | 15 | 16.60 | 15 | 22.80 | 15 | 29.40 | 14 | 32.60 | 13 | 45.60 | 14 | 47.50 | 7 | 253.00 | 12 |
| 1949 | 8.00 | 9 | 9.67 | 9 | 10.50 | 9 | 13.90 | 12 | 15.50 | 12 | 25.90 | 13 | 37.40 | 14 | 40.60 | 11 | 76.40 | 12 | 305.00 | 13 |
| 1950 | 4.20 | 7 | 6.00 | 7 | 6.57 | 7 | 7.31 | 7 | 7.47 | 6 | 11.50 | 6 | 24.90 | 9 | 39.00 | 10 | 60.00 | 10 | 352.00 | 15 |
| 1951 | 18.00 | 16 | 19.70 | 16 | 20.60 | 16 | 23.90 | 16 | 26.90 | 16 | 99.30 | 16 | 171.00 | 16 | 158.00 | 16 | 295.00 | 16 | 384.00 | 16 |
| 1952 | 14.00 | 15 | 14.30 | 14 | 15.10 | 14 | 15.90 | 14 | 16.90 | 13 | 21.20 | 11 | 27.30 | 11 | 40.70 | 12 | 107.00 | 15 | 241.00 | 10 |
| 1953 | 8.60 | 12 | 11.60 | 13 | 12.90 | 13 | 13.80 | 11 | 14.20 | 11 | 18.10 | 10 | 27.20 | 10 | 30.00 | 8 | 48.50 | 8 | 202.00 | 8 |
| 1954 | 2.00 | 2 | 2.00 | 1 | 3.01 | 4 | 3.78 | 4 | 4.69 | 4 | 6.72 | 4 | 9.36 | 4 | 11.00 | 3 | 17.40 | 3 | 89.10 | 2 |
| 1955 | 2.10 | 3 | 2.17 | 2 | 2.24 | 1 | 2.27 | 1 | 2.60 | 1 | 5.57 | 2 | 8.51 | 3 | 14.50 | 4 | 18.00 | 4 | 110.00 | 3 |
| 1956 | 2.20 | 4 | 2.23 | 3 | 2.30 | 2 | 2.51 | 2 | 2.72 | 2 | 8.20 | 5 | 22.90 | 8 | 36.80 | 9 | 54.90 | 9 | 143.00 | 4 |

HIGHEST MEAN DISCHARGE, IN CFS, AND RANKING, FOR THE FOLLOWING NUMBER OF CONSECUTIVE DAYS IN YEAR ENDING SEPTEMBER 30

| YEAR | 1 | | 3 | | 7 | | 15 | | 30 | | 60 | | 90 | | 120 | | 183 | | ANNUAL | |
|---|---|---|---|---|---|---|---|---|---|---|---|---|---|---|---|---|---|---|---|---|
| 1940 | 1760.0 | 16 | 1550.0 | 14 | 1020.0 | 14 | 668.0 | 14 | 548.0 | 14 | 374.0 | 14 | 304.0 | 14 | 264.0 | 15 | 190.0 | 15 | 99.8 | 15 |
| 1941 | 2260.0 | 14 | 1130.0 | 15 | 660.0 | 16 | 544.0 | 15 | 323.0 | 16 | 185.0 | 16 | 169.0 | 16 | 140.0 | 16 | 105.0 | 16 | 61.6 | 16 |
| 1942 | 5560.0 | 4 | 2940.0 | 7 | 1770.0 | 7 | 1190.0 | 7 | 704.0 | 10 | 555.0 | 10 | 490.0 | 9 | 444.0 | 9 | 405.0 | 8 | 242.0 | 5 |
| 1943 | 13100.0 | 1 | 7770.0 | 1 | 4420.0 | 1 | 3340.0 | 1 | 1910.0 | 2 | 1060.0 | 2 | 781.0 | 2 | 629.0 | 2 | 485.0 | 2 | 282.0 | 3 |
| 1944 | 4920.0 | 7 | 3880.0 | 5 | 2110.0 | 6 | 1760.0 | 3 | 1100.0 | 5 | 743.0 | 5 | 592.0 | 6 | 475.0 | 8 | 322.0 | 12 | 169.0 | 12 |
| 1945 | 5430.0 | 5 | 4080.0 | 4 | 2260.0 | 4 | 1210.0 | 6 | 799.0 | 6 | 730.0 | 6 | 682.0 | 3 | 603.0 | 3 | 424.0 | 6 | 227.0 | 8 |
| 1946 | 4160.0 | 10 | 2510.0 | 10 | 1560.0 | 9 | 1130.0 | 9 | 744.0 | 9 | 488.0 | 12 | 430.0 | 11 | 412.0 | 10 | 397.0 | 9 | 242.0 | 6 |
| 1947 | 3340.0 | 11 | 2350.0 | 11 | 1330.0 | 12 | 875.0 | 12 | 625.0 | 12 | 560.0 | 9 | 487.0 | 10 | 398.0 | 11 | 347.0 | 11 | 201.0 | 11 |
| 1948 | 4470.0 | 9 | 3140.0 | 8 | 2550.0 | 3 | 1580.0 | 5 | 1440.0 | 3 | 871.0 | 4 | 672.0 | 5 | 536.0 | 5 | 409.0 | 7 | 223.0 | 9 |
| 1949 | 7260.0 | 3 | 4090.0 | 3 | 2180.0 | 5 | 1610.0 | 4 | 1250.0 | 4 | 921.0 | 3 | 682.0 | 4 | 567.0 | 4 | 425.0 | 5 | 236.0 | 7 |
| 1950 | 12000.0 | 2 | 7070.0 | 2 | 3790.0 | 2 | 3200.0 | 2 | 2150.0 | 1 | 1470.0 | 1 | 1140.0 | 1 | 1020.0 | 1 | 748.0 | 1 | 509.0 | 1 |
| 1951 | 3310.0 | 12 | 2090.0 | 12 | 1490.0 | 10 | 1150.0 | 8 | 751.0 | 7 | 571.0 | 7 | 517.0 | 8 | 504.0 | 7 | 439.0 | 4 | 292.0 | 2 |
| 1952 | 5110.0 | 6 | 2810.0 | 8 | 1650.0 | 8 | 1010.0 | 10 | 750.0 | 8 | 570.0 | 8 | 580.0 | 7 | 515.0 | 6 | 447.0 | 3 | 261.0 | 4 |
| 1953 | 2950.0 | 13 | 1790.0 | 13 | 1030.0 | 13 | 718.0 | 13 | 615.0 | 13 | 423.0 | 13 | 366.0 | 13 | 306.0 | 13 | 266.0 | 13 | 155.0 | 13 |
| 1954 | 610.0 | 17 | 472.0 | 17 | 315.0 | 17 | 276.0 | 17 | 241.0 | 17 | 178.0 | 17 | 147.0 | 17 | 128.0 | 17 | 96.7 | 17 | 53.8 | 17 |
| 1955 | 1580.0 | 15 | 1130.0 | 16 | 698.0 | 15 | 475.0 | 16 | 360.0 | 15 | 308.0 | 15 | 268.0 | 15 | 266.0 | 14 | 211.0 | 14 | 118.0 | 14 |
| 1956 | 4830.0 | 8 | 2630.0 | 9 | 1390.0 | 11 | 1010.0 | 11 | 667.0 | 11 | 503.0 | 11 | 395.0 | 12 | 389.0 | 12 | 364.0 | 10 | 215.0 | 10 |

STATISTICS ON NORMAL MONTHLY MEANS(ALL DAYS)

| OCT | NOV | DEC | JAN | FEB | MARCH | APRIL | MAY | JUNE | JULY | AUG | SEPT |
|---|---|---|---|---|---|---|---|---|---|---|---|
| BY ROWS(MEAN,VARIANCE,STANDARD DEVIATION, SKEWNESS, COEFF. OF VARIATION,PERCENTAGE OF AVERAGE FLOW) | | | | | | | | | | | |
| 0.4442E+02 | 0.9664E+02 | 0.1695E+03 | 0.3409E+03 | 0.3109E+03 | 0.3355E+03 | 0.4125E+03 | 0.3797E+03 | 0.3519E+03 | 0.1388E+03 | 0.5292E+02 | 0.8733E+02 |
| 0.2151E+04 | 0.9479E+04 | 0.4025E+05 | 0.2549E+06 | 0.6445E+05 | 0.4067E+05 | 0.7845E+05 | 0.1661E+06 | 0.1571E+06 | 0.1731E+05 | 0.7509E+04 | 0.5742E+05 |
| 0.4638E+02 | 0.9736E+02 | 0.2006E+03 | 0.5049E+03 | 0.2539E+03 | 0.2017E+03 | 0.2801E+03 | 0.4076E+03 | 0.3964E+03 | 0.1316E+03 | 0.8666E+02 | 0.2396E+03 |
| 0.1290E+01 | 0.1131E+01 | 0.2472E+01 | 0.2788E+01 | 0.8128E+00 | 0.9525E+00 | 0.9799E+00 | 0.2820E+01 | 0.2887E+01 | 0.1234E+01 | 0.3792E+01 | 0.4209E+01 |
| 0.1044E+01 | 0.1007E+01 | 0.1184E+01 | 0.1481E+01 | 0.8166E+00 | 0.6012E+00 | 0.6790E+00 | 0.1073E+01 | 0.1127E+01 | 0.9476E+00 | 0.1637E+01 | 0.2744E+01 |
| 0.1633E+01 | 0.3552E+01 | 0.6228E+01 | 0.1253E+02 | 0.1143E+02 | 0.1233E+02 | 0.1516E+02 | 0.1396E+02 | 0.1293E+02 | 0.5102E+01 | 0.1945E+01 | 0.3210E+01 |

STATISTICS ON NORMAL ANNUAL MEANS(ALL DAYS)

| MEAN | VARIANCE | STANDARD DEVIATION | SKEWNESS | COEFF. OF VARIATION | SERIAL CORR |
|---|---|---|---|---|---|
| 0.2260E+03 | 0.1217E+05 | 0.1103E+03 | 0.7176E+00 | 0.4881E+00 | 0.3899E+00 |

STATISTICS ON LOG MONTHLY MEANS(ALL DAYS)

| OCT | NOV | DEC | JAN | FEB | MARCH | APRIL | MAY | JUNE | JULY | AUG | SEPT |
|---|---|---|---|---|---|---|---|---|---|---|---|
| BY ROWS(MEAN,VARIANCE,STANDARD DEVIATION, SKEWNESS, COEFF. OF VARIATION,PERCENTAGE OF AVERAGE FLOW) | | | | | | | | | | | |
| 0.1421E+01 | 0.1748E+01 | 0.1969E+01 | 0.2192E+01 | 0.2335E+01 | 0.2440E+01 | 0.2518E+01 | 0.2421E+01 | 0.2362E+01 | 0.1926E+01 | 0.1477E+01 | 0.1381E+01 |
| 0.2127E+00 | 0.2351E+00 | 0.2667E+00 | 0.3308E+00 | 0.1605E+00 | 0.9307E-01 | 0.9331E-01 | 0.1382E+00 | 0.1605E+00 | 0.2384E+00 | 0.1860E+00 | 0.3620E+00 |
| 0.4612E+00 | 0.4849E+00 | 0.5164E+00 | 0.5751E+00 | 0.4006E+00 | 0.3051E+00 | 0.3055E+00 | 0.3718E+00 | 0.4006E+00 | 0.4883E+00 | 0.4313E+00 | 0.6016E+00 |
| 0.3202E+00 | 0.1720E+00 | -0.9274E-01 | 0.7515E-01 | -0.1182E+00 | -0.8385E+00 | -0.1501E-01 | 0.1882E+00 | 0.3910E+00 | -0.3949E+00 | 0.5712E+00 | 0.1069E+01 |
| 0.3247E+00 | 0.2774E+00 | 0.2623E+00 | 0.2624E+00 | 0.1716E+00 | 0.1251E+00 | 0.1213E+00 | 0.1536E+00 | 0.1696E+00 | 0.2535E+00 | 0.2921E+00 | 0.4355E+00 |
| 0.5873E+01 | 0.7226E+01 | 0.8139E+01 | 0.9062E+01 | 0.9652E+01 | 0.1009E+02 | 0.1041E+02 | 0.1001E+02 | 0.9766E+01 | 0.7963E+01 | 0.6105E+01 | 0.5711E+01 |

STATISTICS ON LOG ANNUAL MEANS(ALL DAYS)

| MEAN | VARIANCE | STANDARD DEVIATION | SKEWNESS | COEFF. OF VARIATION | SERIAL CORR |
|---|---|---|---|---|---|
| 0.2296E+01 | 0.6239E-01 | 0.2498E+00 | -0.9204E+00 | 0.1088E+00 | 0.4468E+00 |

ANNUAL PEAKS

| | |
|---|---|
| 1940 | 2350 |
| 1941 | 7130 |
| 1942 | 7050 |
| 1943 | 20000 |
| 1944 | 7710 |
| 1945 | 7310 |
| 1946 | 5180 |
| 1947 | 4930 |
| 1948 | 5450 |
| 1949 | 8270 |
| 1950 | 15000 |
| 1951 | 4510 |
| 1952 | 7510 |
| 1953 | 5160 |
| 1954 | 1020 |
| 1955 | 2620 |
| 1956 | 8460 |
| 1957 | 38400 |
| 1958 | 8270 |

## 03341200 Little Raccoon Creek near Catlin, Ind.

LOCATION.--Lat 39°40'38", long 87°13'38", in NE¼NW¼ sec.7, T.14 N., R.7 W., Parke County, on left bank at downstream side of county road bridge, 300 ft (91 m) downstream from small left-bank tributary, 0.4 mile (0.6 km) upstream from Sunderland Branch, 1.2 miles (1.9 km) southeast of Catlin, 2.4 miles (3.8 km) upstream from Weisner Creek, and 3.8 miles (6.1 km) upstream from mouth.

DRAINAGE AREA.--133 $mi^2$ (344 $km^2$).

### DURATION TABLE OF DAILY DISCHARGE FOR YEAR ENDING SEPTEMBER 30

NUMBER OF DAYS IN CLASS

| CLASS | 0 | 1 | 2 | 3 | 4 | 5 | 6 | 7 | 8 | 9 | 10 | 11 | 12 | 13 | 14 | 15 | 16 | 17 | 18 | 19 | 20 | 21 | 22 | 23 | 24 | 25 | 26 | 27 | 28 | 29 | 30 | 31 | 32 | 33 | 34 | CFS-DAYS |
|---|---|---|---|---|---|---|---|---|---|---|---|---|---|---|---|---|---|---|---|---|---|---|---|---|---|---|---|---|---|---|---|---|---|---|---|---|
| YEAR | | | | | | | | | | | | | | | | | | | | | | | | | | | | | | | | | | | | |
| 1957 | | | | | | | | 8 | 15 | 5 | 1 | 1 | | | | | | | | | | | | | | | | | | | | | | | | 539.0 |
| 1958 | | | | | | | 13 | 6 | 2 | 2 | 14 | 22 | 40 | 50 | 42 | 30 | 34 | 22 | 23 | 9 | 14 | 14 | 9 | 3 | 6 | 4 | | 2 | 1 | 1 | 1 | 1 | | | | 57189.0 |
| 1959 | | | 15 | 10 | 13 | 21 | 20 | 11 | 29 | 19 | 29 | 19 | 12 | 22 | 22 | 18 | 24 | 23 | 18 | 11 | 11 | 6 | 4 | 3 | | 2 | | 1 | 1 | | 1 | | | | | 42951.9 |
| 1960 | | | 8 | 11 | 20 | 39 | 18 | 15 | 13 | 20 | 20 | 27 | 43 | 39 | 21 | 25 | 9 | 9 | 5 | 6 | 5 | 5 | 2 | | 2 | 1 | | 2 | | | | | | | 1 | 37288.8 |
| 1961 | | | | 13 | 58 | 38 | 16 | 29 | 34 | 22 | 16 | 10 | 14 | 14 | 8 | 17 | 6 | 13 | 15 | 8 | 11 | 9 | 3 | 4 | | 1 | 2 | 2 | | 1 | | 1 | | | | 42769.3 |
| 1962 | | | | | | 16 | 20 | 14 | 15 | 27 | 20 | 19 | 27 | 23 | 33 | 29 | 25 | 34 | 21 | 14 | 6 | 4 | 5 | 3 | 3 | | | 1 | 2 | | 1 | 2 | 1 | | | 62693.0 |
| 1963 | | | 1 | 22 | 6 | 38 | 43 | 53 | 51 | 32 | 17 | 11 | 13 | 7 | 11 | 7 | 6 | 9 | 7 | 8 | 9 | 5 | 2 | | 3 | 2 | | | | 2 | | | | | | 29994.4 |
| 1964 | | 34 | 58 | 45 | 17 | 19 | 12 | 18 | 35 | 18 | 8 | 10 | 8 | 7 | 11 | 11 | 11 | 7 | 3 | 5 | 3 | 9 | 2 | 5 | 2 | 4 | 1 | | | 1 | | | 2 | | | 40174.8 |
| 1965 | | 17 | 34 | 13 | 23 | 27 | 34 | 25 | 18 | 13 | 18 | 12 | 14 | 19 | 7 | 19 | 16 | 15 | 12 | 9 | 5 | 7 | 3 | 1 | | 2 | | 1 | | 1 | | | | | | 30686.3 |
| 1966 | | 10 | 21 | 10 | 64 | 48 | 18 | 12 | 26 | 28 | 25 | 15 | 20 | 16 | 11 | 16 | 5 | 4 | 6 | 1 | 2 | 3 | 1 | 3 | | | | | | | | | | | | 16923.4 |
| 1967 | | 5 | 22 | 13 | 19 | 15 | 25 | 19 | 14 | 17 | 12 | 16 | 15 | 27 | 32 | 23 | 20 | 18 | 15 | 14 | 6 | 6 | | 5 | | 2 | 1 | 1 | | 3 | | | | | | 44615.2 |
| 1968 | | | | 9 | 6 | 8 | 15 | 38 | 25 | 24 | 13 | 19 | 32 | 25 | 16 | 25 | 27 | 18 | 16 | 12 | 11 | 8 | 2 | 5 | 1 | 2 | 2 | 1 | 1 | 2 | | 1 | 1 | 1 | | 66765.0 |
| 1969 | | | | | 28 | 13 | 13 | 10 | 13 | 17 | 20 | 35 | 27 | 39 | 30 | 32 | 17 | 14 | 15 | 13 | 10 | 5 | 4 | 2 | 1 | 3 | 1 | 1 | 1 | | 1 | | | | | 46829.6 |
| 1970 | | | | 10 | 23 | 10 | 22 | 15 | 8 | 24 | 14 | 10 | 6 | 16 | 39 | 42 | 46 | 26 | 11 | 10 | 14 | 6 | 4 | 3 | 2 | 2 | | 2 | | | | | | | | 46444.9 |
| 1971 | | | | | 3 | 2 | 5 | 16 | 18 | 49 | 47 | 47 | 36 | 27 | 27 | 17 | 13 | 22 | 9 | 6 | 7 | 2 | 4 | 5 | 1 | 1 | | 1 | | | | | | | | 35186.2 |
| 1972 | | | | | | | | 2 | 22 | 18 | 8 | 3 | | | | | | | | | | | | | | | | | | | | | | | | 1414.0 |

| CLASS | CFS | TOTAL | ACCUM | PERCT | CLASS | CFS | TOTAL | ACCUM | PERCT | CLASS | CFS | TOTAL | ACCUM | PERCT | CLASS | CFS | TOTAL | ACCUM | PERCT |
|---|---|---|---|---|---|---|---|---|---|---|---|---|---|---|---|---|---|---|---|
| 0 | 0.00 | 0 | 5196 | 100.0 | 9 | 25.00 | 343 | 3331 | 64.1 | 18 | 190.0 | 162 | 670 | 12.9 | 27 | 1500 | 14 | 45 | .8 |
| 1 | 4.00 | 66 | 5196 | 100.0 | 10 | 32.00 | 290 | 2988 | 57.5 | 19 | 240.0 | 131 | 508 | 9.8 | 28 | 1900 | 6 | 31 | .5 |
| 2 | 5.10 | 159 | 5130 | 98.7 | 11 | 40.00 | 293 | 2698 | 51.9 | 20 | 300.0 | 114 | 377 | 7.3 | 29 | 2300 | 11 | 25 | .4 |
| 3 | 6.50 | 156 | 4971 | 95.7 | 12 | 50.00 | 317 | 2405 | 46.3 | 21 | 380.0 | 84 | 263 | 5.1 | 30 | 2900 | 4 | 14 | .2 |
| 4 | 8.10 | 280 | 4815 | 92.7 | 13 | 62.00 | 323 | 2088 | 40.2 | 22 | 480.0 | 39 | 179 | 3.4 | 31 | 3700 | 4 | 10 | .1 |
| 5 | 10.00 | 307 | 4535 | 87.3 | 14 | 78.00 | 298 | 1765 | 34.0 | 23 | 600.0 | 45 | 140 | 2.7 | 32 | 4600 | 4 | 6 | .1 |
| 6 | 13.00 | 275 | 4228 | 81.4 | 15 | 98.00 | 315 | 1467 | 28.2 | 24 | 750.0 | 19 | 95 | 1.8 | 33 | 5800 | 1 | 2 | |
| 7 | 16.00 | 294 | 3953 | 76.1 | 16 | 120.00 | 247 | 1152 | 22.2 | 25 | 950.0 | 22 | 76 | 1.5 | 34 | 7300 | 1 | 1 | |
| 8 | 20.00 | 328 | 3659 | 70.4 | 17 | 150.00 | 235 | 905 | 17.4 | 26 | 1200.0 | 9 | 54 | 1.0 | | | | | |

### LOWEST MEAN DISCHARGE, IN CFS, AND RANKING, FOR THE FOLLOWING NUMBER OF CONSECUTIVE DAYS IN YEAR ENDING MARCH 31

| YEAR | 1 | | 3 | | 7 | | 14 | | 30 | | 60 | | 90 | | 120 | | 183 | | ANNUAL | |
|---|---|---|---|---|---|---|---|---|---|---|---|---|---|---|---|---|---|---|---|---|
| 1959 | 22.00 | 13 | 22.30 | 13 | 22.70 | 13 | 23.00 | 13 | 24.80 | 13 | 46.00 | 13 | 69.00 | 13 | 90.70 | 13 | 142.00 | 13 | 180.00 | 12 |
| 1960 | 5.20 | 5 | 5.20 | 4 | 5.50 | 4 | 5.80 | 4 | 6.60 | 4 | 8.10 | 4 | 9.80 | 4 | 10.80 | 4 | 16.40 | 4 | 70.90 | 2 |
| 1961 | 6.80 | 6 | 6.90 | 6 | 7.50 | 8 | 7.80 | 6 | 8.40 | 6 | 9.80 | 6 | 10.60 | 5 | 11.50 | 5 | 14.00 | 3 | 93.00 | 4 |
| 1962 | 9.00 | 10 | 9.00 | 10 | 9.00 | 9 | 9.20 | 9 | 10.70 | 10 | 22.70 | 11 | 26.90 | 11 | 29.10 | 11 | 42.10 | 11 | 188.00 | 13 |
| 1963 | 10.00 | 11 | 10.00 | 11 | 10.30 | 11 | 11.00 | 11 | 17.30 | 11 | 18.20 | 10 | 20.60 | 10 | 22.30 | 10 | 37.10 | 10 | 115.00 | 8 |
| 1964 | 4.10 | 1 | 4.20 | 1 | 4.30 | 1 | 4.60 | 1 | 5.50 | 2 | 6.80 | 3 | 6.90 | 3 | 6.90 | 1 | 12.80 | 2 | 75.50 | 3 |
| 1965 | 4.40 | 3 | 4.50 | 2 | 4.50 | 2 | 4.60 | 2 | 4.70 | 1 | 5.00 | 1 | 6.20 | 1 | 7.10 | 2 | 9.40 | 1 | 103.00 | 6 |
| 1966 | 5.20 | 4 | 5.50 | 5 | 6.10 | 5 | 7.80 | 7 | 9.00 | 7 | 9.60 | 5 | 10.90 | 6 | 13.60 | 6 | 16.90 | 5 | 65.40 | 1 |
| 1967 | 4.20 | 2 | 4.50 | 3 | 4.90 | 3 | 5.40 | 3 | 6.20 | 3 | 6.60 | 2 | 6.80 | 2 | 8.90 | 3 | 21.30 | 6 | 109.00 | 7 |
| 1968 | 7.20 | 8 | 7.20 | 8 | 7.30 | 6 | 7.60 | 5 | 8.10 | 5 | 10.30 | 7 | 13.70 | 7 | 16.90 | 8 | 29.40 | 8 | 154.00 | 11 |
| 1969 | 8.80 | 9 | 8.90 | 9 | 9.10 | 10 | 9.30 | 10 | 9.60 | 9 | 11.60 | 8 | 15.70 | 9 | 20.20 | 9 | 35.10 | 9 | 151.00 | 10 |
| 1970 | 11.00 | 12 | 11.70 | 12 | 12.40 | 12 | 15.70 | 12 | 17.50 | 12 | 43.30 | 12 | 56.40 | 12 | 60.00 | 12 | 87.70 | 12 | 129.00 | 9 |
| 1971 | 6.80 | 7 | 7.00 | 7 | 7.50 | 7 | 7.90 | 8 | 9.10 | 8 | 12.20 | 9 | 14.00 | 8 | 16.10 | 7 | 23.90 | 7 | 101.00 | 5 |

### HIGHEST MEAN DISCHARGE, IN CFS, AND RANKING, FOR THE FOLLOWING NUMBER OF CONSECUTIVE DAYS IN YEAR ENDING SEPTEMBER 30

| YEAR | 1 | | 3 | | 7 | | 15 | | 30 | | 60 | | 90 | | 120 | | 183 | | ANNUAL | |
|---|---|---|---|---|---|---|---|---|---|---|---|---|---|---|---|---|---|---|---|---|
| 1958 | 3000.0 | 8 | 1620.0 | 9 | 933.0 | 9 | 699.0 | 8 | 432.0 | 10 | 305.0 | 8 | 271.0 | 7 | 228.0 | 8 | 181.0 | 8 | 157.0 | 3 |
| 1959 | 3310.0 | 6 | 1410.0 | 10 | 805.0 | 10 | 505.0 | 12 | 464.0 | 7 | 352.0 | 7 | 280.0 | 6 | 242.0 | 6 | 206.0 | 7 | 118.0 | 7 |
| 1960 | 7570.0 | 1 | 3210.0 | 2 | 1590.0 | 3 | 797.0 | 6 | 444.0 | 9 | 258.0 | 11 | 213.0 | 12 | 189.0 | 12 | 176.0 | 10 | 102.0 | 10 |
| 1961 | 4580.0 | 5 | 2800.0 | 5 | 1460.0 | 5 | 914.0 | 3 | 649.0 | 3 | 443.0 | 3 | 357.0 | 4 | 308.0 | 4 | 216.0 | 3 | 117.0 | 8 |
| 1962 | 4860.0 | 4 | 3210.0 | 3 | 1520.0 | 4 | 898.0 | 4 | 553.0 | 5 | 439.0 | 4 | 372.0 | 3 | 3'2.0 | 2 | 265.0 | 2 | 172.0 | 2 |
| 1963 | 2510.0 | 10 | 2010.0 | 8 | 1060.0 | 8 | 647.0 | 9 | 516.0 | 6 | 366.0 | 6 | 265.0 | 8 | 206.0 | 9 | 143.0 | 13 | 82.2 | 13 |
| 1964 | 5210.0 | 3 | 2880.0 | 4 | 1670.0 | 2 | 1030.0 | 2 | 658.0 | 2 | 554.0 | 1 | 399.0 | 2 | 309.0 | 3 | 211.0 | 5 | 110.0 | 9 |
| 1965 | 2300.0 | 11 | 1120.0 | 11 | 661.0 | 13 | 435.0 | 13 | 344.0 | 12 | 255.0 | 12 | 232.0 | 10 | 204.0 | 11 | 152.0 | 11 | 84.1 | 12 |
| 1966 | 662.0 | 14 | 411.0 | 14 | 382.0 | 14 | 320.0 | 14 | 212.0 | 14 | 139.0 | 14 | 106.0 | 14 | 98.1 | 14 | 79.1 | 14 | 46.4 | 14 |
| 1967 | 2700.0 | 9 | 2340.0 | 6 | 1420.0 | 6 | 775.0 | 7 | 449.0 | 8 | 302.0 | 9 | 242.0 | 9 | 231.0 | 7 | 213.0 | 4 | 122.0 | 6 |
| 1968 | 7290.0 | 2 | 4470.0 | 1 | 2080.0 | 1 | 1140.0 | 1 | 737.0 | 1 | 506.0 | 2 | 403.0 | 1 | 331.0 | 1 | 321.0 | 1 | 182.0 | 1 |
| 1969 | 3210.0 | 7 | 2170.0 | 7 | 1330.0 | 7 | 888.0 | 5 | 620.0 | 4 | 384.0 | 5 | 284.0 | 5 | 264.0 | 5 | 206.0 | 6 | 128.0 | 4 |
| 1970 | 1760.0 | 13 | 1100.0 | 12 | 763.0 | 12 | 526.0 | 11 | 335.0 | 13 | 246.0 | 13 | 222.0 | 11 | 206.0 | 10 | 180.0 | 9 | 127.0 | 5 |
| 1971 | 1780.0 | 12 | 946.0 | 13 | 787.0 | 11 | 533.0 | 10 | 376.0 | 11 | 262.0 | 10 | 190.0 | 13 | 166.0 | 13 | 149.0 | 12 | 96.4 | 11 |

STATISTICS ON NORMAL MONTHLY MEANS(ALL DAYS)

| OCT | NOV | DEC | JAN | FEB | MARCH | APRIL | MAY | JUNE | JULY | AUG | SEPT |
|---|---|---|---|---|---|---|---|---|---|---|---|
| BY ROWS(MEAN,VARIANCE,STANDARD DEVIATION, SKEWNESS, COEFF. OF VARIATION,PERCENTAGE OF AVERAGE FLOW) | | | | | | | | | | | |
| 0.3084E+02 | 0.6235E+02 | 0.1482E+03 | 0.1494E+03 | 0.1699E+03 | 0.2080E+03 | 0.2132E+03 | 0.1654E+03 | 0.1051E+03 | 0.7934E+02 | 0.4839E+02 | 0.3212E+02 |
| 0.3015E+04 | 0.5320E+04 | 0.4471E+05 | 0.2373E+05 | 0.1397E+05 | 0.1795E+05 | 0.2388E+05 | 0.1425E+05 | 0.1123E+05 | 0.8939E+04 | 0.4953E+04 | 0.1250E+04 |
| 0.5491E+02 | 0.7294E+02 | 0.2114E+03 | 0.1541E+03 | 0.1182E+03 | 0.1340E+03 | 0.1545E+03 | 0.1194E+03 | 0.1060E+03 | 0.9454E+02 | 0.7037E+02 | 0.3535E+02 |
| 0.3524E+01 | 0.1755E+01 | 0.1905E+01 | 0.1580E+01 | 0.2691E+00 | 0.8280E+00 | 0.1771E+01 | 0.1832E+01 | 0.2198E+01 | 0.1710E+01 | 0.3260E+01 | 0.1627E+01 |
| 0.1780E+01 | 0.1170E+01 | 0.1427E+01 | 0.1031E+01 | 0.6955E+00 | 0.6441E+00 | 0.7249E+00 | 0.7216E+00 | 0.1008E+01 | 0.1192E+01 | 0.1454E+01 | 0.1101E+01 |
| 0.2184E+01 | 0.4415E+01 | 0.1049E+02 | 0.1058E+02 | 0.1203E+02 | 0.1473E+02 | 0.1510E+02 | 0.1171E+02 | 0.7443E+01 | 0.5618E+01 | 0.3426E+01 | 0.2274E+01 |

STATISTICS ON NORMAL ANNUAL MEANS(ALL DAYS)

| MEAN | VARIANCE | STANDARD DEVIATION | SKEWNESS | COEFF. OF VARIATION | SERIAL CORR |
|---|---|---|---|---|---|
| 0.1174E+03 | 0.1316E+04 | 0.3627E+02 | 0.8245E-01 | 0.3088E+00 | 0.1010E+00 |

STATISTICS ON LOG MONTHLY MEANS(ALL DAYS)

| OCT | NOV | DEC | JAN | FEB | MARCH | APRIL | MAY | JUNE | JULY | AUG | SEPT |
|---|---|---|---|---|---|---|---|---|---|---|---|
| BY ROWS(MEAN,VARIANCE,STANDARD DEVIATION, SKEWNESS, COEFF. OF VARIATION,PERCENTAGE OF AVERAGE FLOW) | | | | | | | | | | | |
| 0.1215E+01 | 0.1548E+01 | 0.1765E+01 | 0.1963E+01 | 0.2081E+01 | 0.2230E+01 | 0.2235E+01 | 0.2144E+01 | 0.1872E+01 | 0.1663E+01 | 0.1459E+01 | 0.1296E+01 |
| 0.1814E+00 | 0.2308E+00 | 0.4063E+00 | 0.2094E+00 | 0.1789E+00 | 0.8804E-01 | 0.8904E-01 | 0.5866E-01 | 0.1264E+00 | 0.2011E+00 | 0.1751E+00 | 0.1873E+00 |
| 0.4259E+00 | 0.4804E+00 | 0.6374E+00 | 0.4576E+00 | 0.4229E+00 | 0.2967E+00 | 0.2984E+00 | 0.2422E+00 | 0.3555E+00 | 0.4484E+00 | 0.4184E+00 | 0.4327E+00 |
| 0.1372E+01 | 0.3333E+00 | 0.2488E+00 | 0.7807E-01 | -0.6790E+00 | -0.1493E+00 | 0.4069E-01 | 0.1301E+01 | 0.6077E+00 | 0.7322E+00 | 0.7814E+00 | 0.5537E+00 |
| 0.3504E+00 | 0.3103E+00 | 0.3610E+00 | 0.2331E+00 | 0.2032E+00 | 0.1331E+00 | 0.1335E+00 | 0.1130E+00 | 0.1899E+00 | 0.2696E+00 | 0.2868E+00 | 0.3340E+00 |
| 0.5661E+01 | 0.7210E+01 | 0.8222E+01 | 0.9144E+01 | 0.9692E+01 | 0.1038E+02 | 0.1041E+02 | 0.9985E+01 | 0.8720E+01 | 0.7747E+01 | 0.6794E+01 | 0.6034E+01 |

STATISTICS ON LOG ANNUAL MEANS(ALL DAYS)

| MEAN | VARIANCE | STANDARD DEVIATION | SKEWNESS | COEFF. OF VARIATION | SERIAL CORR |
|---|---|---|---|---|---|
| 0.2048E+01 | 0.2275E-01 | 0.1508E+00 | -0.1050E+01 | 0.7366E-01 | 0.1289E+00 |

ANNUAL PEAKS

| | |
|---|---|
| 1957 | 53400 |
| 1958 | 5880 |
| 1959 | 5160 |
| 1960 | 9300 |
| 1961 | 6600 |
| 1962 | 13700 |
| 1963 | 6600 |
| 1964 | 10500 |
| 1965 | 4010 |
| 1966 | 1110 |
| 1967 | 5810 |
| 1968 | 22100 |
| 1969 | 3590 |
| 1970 | 2740 |
| 1971 | 2830 |

## 03341300 Big Raccoon Creek at Coxville, Ind.

LOCATION.--Lat 39°39'09", long 87°17'37", in SW¼SW¼ sec.15, T.14 N., R.8 W., Parke County, on right bank at downstream side of covered bridge on county road at Coxville, 0.8 mile (1.3 km) upstream from Rock Run, 1.5 miles (2.4 km) downstream from Little Raccoon Creek, and 2.1 miles (3.4 km) northwest of Rosedale.

DRAINAGE AREA.--448 $mi^2$ (1,160 $km^2$).

REMARKS.--Flow regulated by Mansfield Lake (See sta 03340870).

### DURATION TABLE OF DAILY DISCHARGE FOR YEAR ENDING SEPTEMBER 30

| CLASS | 0 | 1 | 2 | 3 | 4 | 5 | 6 | 7 | 8 | 9 | 10 | 11 | 12 | 13 | 14 | 15 | 16 | 17 | 18 | 19 | 20 | 21 | 22 | 23 | 24 | 25 | 26 | 27 | 28 | 29 | 30 | 31 | 32 | 33 | 34 | |
|---|---|---|---|---|---|---|---|---|---|---|---|---|---|---|---|---|---|---|---|---|---|---|---|---|---|---|---|---|---|---|---|---|---|---|---|---|
| YEAR | NUMBER OF DAYS IN CLASS | | | | | | | | | | | | | | | | | | | | | | | | | | | | | | | | | | | CFS-DAYS |
| 1957 | | 3 | 8 | 9 | 3 | 1 | 1 | 11 | 24 | 9 | 8 | 17 | 16 | 21 | 31 | 39 | 35 | 28 | 16 | 20 | 20 | 12 | 9 | 5 | 8 | 4 | 2 | 2 | | 1 | | | | 2 | | 271549.8 |
| 1958 | | | | | | | | | | 9 | 6 | 4 | 10 | 11 | 52 | 54 | 51 | 46 | 23 | 28 | 17 | 18 | 13 | 6 | 4 | 4 | 2 | 1 | 1 | 3 | 1 | 1 | | | | 210569.0 |
| 1959 | | | | | | | | 6 | 19 | 23 | 18 | 37 | 34 | 28 | 26 | 20 | 25 | 30 | 30 | 24 | 16 | 12 | 5 | 4 | 3 | 2 | | 1 | 2 | | | | | | | 161539.0 |
| 1960 | | | | | | | | 7 | 25 | 14 | 28 | 27 | 18 | 25 | 47 | 45 | 47 | 28 | 16 | 14 | 4 | 6 | 5 | 3 | 2 | 3 | | 1 | | 1 | | | | | | 134052.0 |
| 1961 | | | | | | | | 34 | 54 | 34 | 34 | 37 | 22 | 8 | 28 | 15 | 17 | 20 | 10 | 13 | 12 | 10 | 8 | 3 | 2 | 1 | 1 | 1 | | | 1 | | | | | 127285.0 |
| 1962 | | | | | | | | | | | 5 | 37 | 16 | 31 | 33 | 38 | 44 | 52 | 29 | 15 | 27 | 18 | 6 | 6 | 2 | 1 | 2 | 1 | 1 | 1 | | | | | | 200808.0 |
| 1963 | | | | | | | | | | 23 | 100 | 62 | 21 | 25 | 24 | 28 | 16 | 20 | 16 | 3 | 5 | 9 | 4 | 5 | 1 | 1 | | | 1 | 1 | | | | | | 113560.0 |
| 1964 | | | | | | | | 23 | 2 | 23 | 48 | 55 | 25 | 23 | 62 | 13 | 11 | 13 | 7 | 8 | 8 | 30 | 5 | 2 | 5 | | | 1 | 1 | 1 | | | | | | 144156.0 |
| 1965 | | | | | | | | 6 | 15 | 34 | 11 | 38 | 25 | 22 | 79 | 26 | 34 | 20 | 26 | 10 | 8 | 3 | 5 | 1 | 2 | | | | | | | | | | | 104645.0 |
| 1966 | | | | | | | 10 | 46 | 18 | 20 | 61 | 34 | 33 | 31 | 23 | 58 | 9 | 7 | 2 | 6 | 5 | 2 | | | | | | | | | | | | | | 58364.0 |
| 1967 | | | | | | | | 15 | 8 | 27 | 25 | 13 | 12 | 27 | 71 | 46 | 24 | 31 | 19 | 7 | 15 | 7 | 12 | 2 | 1 | | 2 | 1 | | | | | | | | 137306.0 |
| 1968 | | | | | | | | | | | 9 | 18 | 17 | 20 | 67 | 69 | 27 | 21 | 26 | 16 | 20 | 18 | 16 | 10 | 3 | 1 | 3 | 2 | | 1 | 1 | | 1 | | | 244672.0 |
| 1969 | | | | | | | | | | | 2 | 15 | 23 | 32 | 75 | 43 | 42 | 32 | 32 | 23 | 12 | 3 | 5 | 21 | 1 | 2 | 1 | | 1 | | | | | | | 183711.0 |
| 1970 | | | | | | | | | | 18 | 38 | 16 | 17 | 17 | 15 | 48 | 42 | 29 | 32 | 28 | 31 | 26 | 2 | 2 | 3 | 1 | | | | | | | | | | 170098.9 |
| 1971 | | | | | | | | | | | 9 | 46 | 45 | 39 | 35 | 59 | 41 | 31 | 20 | 13 | 9 | 6 | 4 | 7 | | | 1 | | | | | | | | | 126036.0 |
| 1972 | | | | | | | | | | | 10 | 29 | 24 | 32 | 49 | 82 | 34 | 26 | 20 | 10 | 20 | 8 | 10 | 9 | 1 | 1 | | 1 | | | | | | | | 158721.0 |
| 1973 | | | | | | | | | | | 3 | 14 | 7 | 23 | 20 | 15 | 22 | 29 | 25 | 48 | 82 | 38 | 19 | 11 | 6 | 1 | 1 | 1 | | | | | | | | 289647.0 |

| CLASS | CFS | TOTAL | ACCUM | PERCT | CLASS | CFS | TOTAL | ACCUM | PERCT | CLASS | CFS | TOTAL | ACCUM | PERCT | CLASS | CFS | TOTAL | ACCUM | PERCT |
|---|---|---|---|---|---|---|---|---|---|---|---|---|---|---|---|---|---|---|---|
| 0 | 0.00 | 0 | 6209 | 100.0 | 9 | 50.00 | 231 | 5852 | 94.3 | 18 | 490.0 | 354 | 1491 | 24.0 | 27 | 4900 | 13 | 35 | .5 |
| 1 | 6.50 | 3 | 6209 | 100.0 | 10 | 64.00 | 413 | 5621 | 90.5 | 19 | 640.0 | 275 | 1137 | 18.3 | 28 | 6300 | 9 | 22 | .3 |
| 2 | 8.40 | 8 | 6206 | 100.0 | 11 | 83.00 | 505 | 5208 | 83.9 | 20 | 820.0 | 312 | 862 | 13.9 | 29 | 8100 | 7 | 13 | .2 |
| 3 | 11.00 | 9 | 6198 | 99.8 | 12 | 110.00 | 366 | 4703 | 75.7 | 21 | 1100.0 | 221 | 550 | 8.9 | 30 | 11000 | 3 | 6 | |
| 4 | 14.00 | 3 | 6189 | 99.7 | 13 | 140.00 | 456 | 4337 | 69.9 | 22 | 1400.0 | 121 | 329 | 5.3 | 31 | 14000 | | 3 | |
| 5 | 18.00 | 1 | 6186 | 99.6 | 14 | 180.00 | 739 | 3881 | 62.5 | 23 | 1800.0 | 95 | 208 | 3.3 | 32 | 17000 | 1 | 3 | |
| 6 | 23.00 | 11 | 6185 | 99.6 | 15 | 230.00 | 695 | 3142 | 50.6 | 24 | 2300.0 | 44 | 113 | 1.8 | 33 | 23000 | | 2 | |
| 7 | 30.00 | 148 | 6174 | 99.4 | 16 | 300.00 | 516 | 2447 | 39.4 | 25 | 2900.0 | 20 | 69 | 1.1 | 34 | 29000 | 2 | 2 | |
| 8 | 39.00 | 174 | 6026 | 97.1 | 17 | 380.00 | 440 | 1931 | 31.1 | 26 | 3800.0 | 14 | 49 | 0.8 | | | | | |

### LOWEST MEAN DISCHARGE, IN CFS, AND RANKING, FOR THE FOLLOWING NUMBER OF CONSECUTIVE DAYS IN YEAR ENDING MARCH 31

| YEAR | 1 | | 3 | | 7 | | 14 | | 30 | | 60 | | 90 | | 120 | | 183 | | ANNUAL | |
|---|---|---|---|---|---|---|---|---|---|---|---|---|---|---|---|---|---|---|---|---|
| 1958 | 45.00 | 7 | 45.70 | 7 | 46.60 | 7 | 49.60 | 7 | 62.70 | 7 | 110.00 | 11 | 142.00 | 11 | 177.00 | 10 | 487.00 | 15 | 874.00 | 16 |
| 1959 | 101.00 | 16 | 102.00 | 16 | 105.00 | 16 | 105.00 | 16 | 111.00 | 12 | 175.00 | 14 | 231.00 | 15 | 296.00 | 16 | 488.00 | 16 | 640.00 | 14 |
| 1960 | 35.00 | 5 | 37.00 | 5 | 37.70 | 5 | 39.10 | 4 | 41.70 | 4 | 64.30 | 3 | 73.40 | 3 | 81.80 | 3 | 106.00 | 3 | 304.00 | 4 |
| 1961 | 33.00 | 4 | 33.30 | 4 | 34.40 | 4 | 36.00 | 3 | 36.50 | 3 | 40.30 | 2 | 43.90 | 2 | 45.90 | 2 | 49.60 | 1 | 267.00 | 2 |
| 1962 | 69.00 | 11 | 70.00 | 11 | 71.10 | 11 | 74.40 | 11 | 80.20 | 11 | 107.00 | 10 | 132.00 | 10 | 183.00 | 12 | 249.00 | 12 | 595.00 | 13 |
| 1963 | 56.00 | 9 | 58.00 | 9 | 58.70 | 9 | 60.40 | 9 | 70.70 | 9 | 80.40 | 6 | 85.50 | 4 | 133.00 | 8 | 230.00 | 9 | 413.00 | 9 |
| 1964 | 30.00 | 2 | 30.00 | 2 | 30.00 | 2 | 30.00 | 1 | 35.90 | 2 | 81.90 | 7 | 93.70 | 7 | 98.40 | 4 | 132.00 | 5 | 273.00 | 3 |
| 1965 | 30.00 | 3 | 30.00 | 3 | 32.70 | 3 | 42.00 | 5 | 54.00 | 5 | 70.50 | 4 | 86.50 | 5 | 102.00 | 5 | 124.00 | 4 | 392.00 | 8 |
| 1966 | 42.00 | 6 | 43.70 | 6 | 46.30 | 6 | 47.40 | 6 | 55.40 | 6 | 95.80 | 8 | 109.00 | 8 | 151.00 | 9 | 168.00 | 6 | 236.00 | 1 |
| 1967 | 28.00 | 1 | 28.30 | 1 | 29.40 | 1 | 30.50 | 2 | 31.60 | 1 | 34.10 | 1 | 35.40 | 1 | 45.70 | 1 | 82.50 | 2 | 314.00 | 5 |
| 1968 | 46.00 | 8 | 46.30 | 8 | 47.70 | 8 | 51.40 | 8 | 65.00 | 8 | 106.00 | 9 | 111.00 | 9 | 132.00 | 6 | 177.00 | 7 | 551.00 | 11 |
| 1969 | 73.00 | 12 | 74.00 | 12 | 75.40 | 12 | 90.70 | 13 | 130.00 | 15 | 139.00 | 13 | 169.00 | 13 | 181.00 | 11 | 248.00 | 11 | 581.00 | 12 |
| 1970 | 80.00 | 14 | 81.70 | 14 | 85.10 | 14 | 96.40 | 14 | 165.00 | 16 | 197.00 | 16 | 245.00 | 16 | 245.00 | 14 | 317.00 | 13 | 483.00 | 10 |
| 1971 | 59.00 | 10 | 59.00 | 10 | 60.40 | 10 | 61.80 | 10 | 70.90 | 10 | 73.90 | 5 | 90.60 | 6 | 133.00 | 7 | 190.00 | 8 | 367.00 | 7 |
| 1972 | 82.00 | 15 | 87.00 | 15 | 93.30 | 15 | 101.00 | 15 | 121.00 | 14 | 184.00 | 15 | 199.00 | 14 | 232.00 | 13 | 242.00 | 10 | 354.00 | 6 |
| 1973 | 74.00 | 13 | 75.30 | 13 | 75.90 | 13 | 80.00 | 12 | 113.00 | 13 | 118.00 | 12 | 162.00 | 12 | 267.00 | 15 | 344.00 | 14 | 700.00 | 15 |

### HIGHEST MEAN DISCHARGE, IN CFS, AND RANKING, FOR THE FOLLOWING NUMBER OF CONSECUTIVE DAYS IN YEAR ENDING SEPTEMBER 30

| YEAR | 1 | | 3 | | 7 | | 15 | | 30 | | 60 | | 90 | | 120 | | 183 | | ANNUAL | |
|---|---|---|---|---|---|---|---|---|---|---|---|---|---|---|---|---|---|---|---|---|
| 1957 | 51400.0 | 1 | 28900.0 | 1 | 13100.0 | 1 | 6690.0 | 1 | 3850.0 | 1 | 2550.0 | 1 | 2140.0 | 1 | 1790.0 | 1 | 1350.0 | 1 | 744.0 | 2 |
| 1958 | 12400.0 | 3 | 7920.0 | 3 | 4420.0 | 3 | 3060.0 | 3 | 1770.0 | 4 | 1150.0 | 10 | 971.0 | 9 | 824.0 | 9 | 646.0 | 9 | 577.0 | 4 |
| 1959 | 7590.0 | 9 | 5360.0 | 8 | 3240.0 | 7 | 1850.0 | 8 | 1770.0 | 5 | 1300.0 | 6 | 1060.0 | 6 | 913.0 | 6 | 746.0 | 4 | 443.0 | 8 |
| 1960 | 8440.0 | 6 | 5820.0 | 7 | 3330.0 | 4 | 1830.0 | 9 | 1090.0 | 15 | 708.0 | 15 | 614.0 | 16 | 580.0 | 13 | 581.0 | 13 | 366.0 | 12 |
| 1961 | 12000.0 | 4 | 6460.0 | 4 | 3280.0 | 6 | 2360.0 | 4 | 1720.0 | 6 | 1200.0 | 7 | 1020.0 | 8 | 870.0 | 8 | 613.0 | 10 | 349.0 | 13 |
| 1962 | 8430.0 | 7 | 4670.0 | 10 | 2340.0 | 11 | 1490.0 | 12 | 1370.0 | 11 | 1180.0 | 8 | 1050.0 | 7 | 904.0 | 7 | 721.0 | 6 | 550.0 | 5 |
| 1963 | 8240.0 | 8 | 5980.0 | 5 | 2910.0 | 8 | 1770.0 | 10 | 1540.0 | 8 | 1150.0 | 9 | 822.0 | 10 | 640.0 | 12 | 470.0 | 14 | 311.0 | 15 |
| 1964 | 10300.0 | 5 | 5890.0 | 6 | 3290.0 | 5 | 2140.0 | 5 | 1570.0 | 7 | 1340.0 | 5 | 1210.0 | 4 | 946.0 | 4 | 665.0 | 7 | 394.0 | 10 |
| 1965 | 2790.0 | 16 | 1670.0 | 16 | 1100.0 | 16 | 936.0 | 16 | 810.0 | 16 | 665.0 | 16 | 620.0 | 15 | 550.0 | 15 | 421.0 | 16 | 287.0 | 16 |
| 1966 | 1300.0 | 17 | 1030.0 | 17 | 699.0 | 17 | 572.0 | 17 | 379.0 | 17 | 246.0 | 17 | 258.0 | 17 | 233.0 | 17 | 212.0 | 17 | 160.0 | 17 |
| 1967 | 5500.0 | 12 | 4040.0 | 11 | 2400.0 | 10 | 1350.0 | 14 | 1230.0 | 13 | 871.0 | 14 | 726.0 | 12 | 681.0 | 11 | 601.0 | 11 | 376.0 | 11 |
| 1968 | 17600.0 | 2 | 11000.0 | 2 | 5090.0 | 2 | 3530.0 | 2 | 2310.0 | 2 | 1800.0 | 2 | 1440.0 | 2 | 1180.0 | 2 | 1030.0 | 3 | 669.0 | 3 |
| 1969 | 7020.0 | 10 | 4680.0 | 9 | 2770.0 | 9 | 2020.0 | 6 | 1960.0 | 3 | 1410.0 | 3 | 1080.0 | 5 | 923.0 | 5 | 729.0 | 5 | 503.0 | 6 |
| 1970 | 3300.0 | 15 | 1900.0 | 15 | 1540.0 | 15 | 1150.0 | 15 | 1090.0 | 14 | 1050.0 | 11 | 807.0 | 11 | 720.0 | 10 | 649.0 | 8 | 466.0 | 7 |
| 1971 | 4290.0 | 14 | 2210.0 | 14 | 1770.0 | 14 | 1480.0 | 13 | 1280.0 | 12 | 901.0 | 12 | 643.0 | 14 | 547.0 | 16 | 455.0 | 15 | 345.0 | 14 |
| 1972 | 5400.0 | 13 | 3430.0 | 12 | 2100.0 | 13 | 1940.0 | 7 | 1400.0 | 10 | 886.0 | 13 | 679.0 | 13 | 579.0 | 14 | 586.0 | 12 | 434.0 | 9 |
| 1973 | 6130.0 | 11 | 2990.0 | 13 | 2130.0 | 12 | 1720.0 | 11 | 1480.0 | 9 | 1370.0 | 4 | 1270.0 | 3 | 1120.0 | 3 | 1060.0 | 2 | 794.0 | 1 |

STATISTICS ON NORMAL MONTHLY MEANS(ALL DAYS)

| OCT | NOV | DEC | JAN | FEB | MARCH | APRIL | MAY | JUNE | JULY | AUG | SEPT |
|---|---|---|---|---|---|---|---|---|---|---|---|
| BY ROWS(MEAN,VARIANCE,STANDARD DEVIATION, SKEWNESS, COEFF. OF VARIATION,PERCENTAGE OF AVERAGE FLOW) | | | | | | | | | | | |
| 0.2502E+03 | 0.3947E+03 | 0.5804E+03 | 0.5144E+03 | 0.6229E+03 | 0.6269E+03 | 0.6597E+03 | 0.5537E+03 | 0.5952E+03 | 0.2961E+03 | 0.1960E+03 | 0.2094E+03 |
| 0.3639E+05 | 0.1110E+06 | 0.4147E+06 | 0.1559E+06 | 0.2034E+06 | 0.1236E+06 | 0.1627E+06 | 0.1491E+06 | 0.7120E+06 | 0.7297E+05 | 0.5465E+05 | 0.1897E+05 |
| 0.1908E+03 | 0.3331E+03 | 0.6440E+03 | 0.3948E+03 | 0.4510E+03 | 0.3515E+03 | 0.4034E+03 | 0.3861E+03 | 0.8438E+03 | 0.2701E+03 | 0.2338E+03 | 0.1377E+03 |
| 0.1631E+01 | 0.1876E+01 | 0.1222E+01 | 0.6274E+00 | 0.6566E+00 | 0.7006E+00 | 0.1234E+01 | 0.1356E+01 | 0.3166E+01 | 0.1087E+01 | 0.3532E+01 | 0.7957E+00 |
| 0.7623E+00 | 0.8440E+00 | 0.1110E+01 | 0.7676E+00 | 0.7240E+00 | 0.5608E+00 | 0.6115E+00 | 0.6974E+00 | 0.1418E+01 | 0.9124E+00 | 0.1193E+01 | 0.6578E+00 |
| 0.4550E+01 | 0.7177E+01 | 0.1055E+02 | 0.9354E+01 | 0.1133E+02 | 0.1140E+02 | 0.1200E+02 | 0.1007E+02 | 0.1082E+02 | 0.5384E+01 | 0.3564E+01 | 0.3807E+01 |

STATISTICS ON NORMAL ANNUAL MEANS(ALL DAYS)

| MEAN | VARIANCE | STANDARD DEVIATION | SKEWNESS | COEFF. OF VARIATION | SERIAL CORR |
|---|---|---|---|---|---|
| 0.4569E+03 | 0.2804E+05 | 0.1674E+03 | 0.5407E+00 | 0.3665E+00 | 0.2776E+00 |

STATISTICS ON LOG MONTHLY MEANS(ALL DAYS)

| OCT | NOV | DEC | JAN | FEB | MARCH | APRIL | MAY | JUNE | JULY | AUG | SEPT |
|---|---|---|---|---|---|---|---|---|---|---|---|
| BY ROWS(MEAN,VARIANCE,STANDARD DEVIATION, SKEWNESS, COEFF. OF VARIATION,PERCENTAGE OF AVERAGE FLOW) | | | | | | | | | | | |
| 0.2262E+01 | 0.2459E+01 | 0.2470E+01 | 0.2558E+01 | 0.2647E+01 | 0.2728E+01 | 0.2744E+01 | 0.2657E+01 | 0.2527E+01 | 0.2306E+01 | 0.2149E+01 | 0.2213E+01 |
| 0.1618E+00 | 0.1456E+00 | 0.3055E+00 | 0.1685E+00 | 0.1702E+00 | 0.6832E-01 | 0.7419E-01 | 0.7526E-01 | 0.2014E+00 | 0.1486E+00 | 0.1065E+00 | 0.1184E+00 |
| 0.4022E+00 | 0.3816E+00 | 0.5527E+00 | 0.4105E+00 | 0.4126E+00 | 0.2614E+00 | 0.2724E+00 | 0.2743E+00 | 0.4488E+00 | 0.3855E+00 | 0.3263E+00 | 0.3441E+00 |
| -0.1086E+01 | -0.6439E+00 | 0.4676E-01 | -0.4336E+00 | -0.6178E+00 | -0.2263E+00 | -0.2816E+00 | 0.4661E+00 | 0.6568E+00 | 0.4617E+00 | 0.8604E+00 | -0.6293E+00 |
| 0.1778E+00 | 0.1552E+00 | 0.2237E+00 | 0.1605E+00 | 0.1559E+00 | 0.9582E-01 | 0.9928E-01 | 0.1032E+00 | 0.1776E+00 | 0.1671E+00 | 0.1519E+00 | 0.1555E+00 |
| 0.7613E+01 | 0.8274E+01 | 0.8312E+01 | 0.8606E+01 | 0.8905E+01 | 0.9179E+01 | 0.9232E+01 | 0.8942E+01 | 0.8501E+01 | 0.7761E+01 | 0.7230E+01 | 0.7445E+01 |

STATISTICS ON LOG ANNUAL MEANS(ALL DAYS)

| MEAN | VARIANCE | STANDARD DEVIATION | SKEWNESS | COEFF. OF VARIATION | SERIAL CORR |
|---|---|---|---|---|---|
| 0.2631E+01 | 0.2878E-01 | 0.1697E+00 | -0.6190E+00 | 0.6449E-01 | 0.3104E+00 |

ANNUAL PEAKS

| | |
|---|---|
| 1957 | 108000 |
| 1958 | 15800 |
| 1959 | 10500 |
| 1960 | 15500 |
| 1961 | 19000 |
| 1962 | 16200 |
| 1963 | 21100 |
| 1964 | 13100 |
| 1965 | 3700 |
| 1966 | 1820 |
| 1967 | 7900 |
| 1968 | 40400 |
| 1969 | 8180 |
| 1970 | 5400 |
| 1971 | 6750 |
| 1972 | 7560 |
| 1973 | 8140 |

## 03341420 Brouilletts Creek near Universal, Ind.

LOCATION.--Lat 39°37'09", long 87°26'08", in NW¼NE¼ sec.32, T.14 N., R.9 W., Vermillion County, on downstream side of bridge on State Highway 63, 0.1 mile (0.2 km) downstream from Gin Creek, and 0.7 mile (1.1 km) east of Universal.

DRAINAGE AREA.--331 mi² (857 km²).

DURATION TABLE OF DAILY DISCHARGE FOR YEAR ENDING SEPTEMBER 30

| CLASS | 0 | 1 | 2 | 3 | 4 | 5 | 6 | 7 | 8 | 9 | 10 | 11 | 12 | 13 | 14 | 15 | 16 | 17 | 18 | 19 | 20 | 21 | 22 | 23 | 24 | 25 | 26 | 27 | 28 | 29 | 30 | 31 | 32 | 33 | 34 |
|---|---|---|---|---|---|---|---|---|---|---|---|---|---|---|---|---|---|---|---|---|---|---|---|---|---|---|---|---|---|---|---|---|---|---|---|
| YEAR | NUMBER OF DAYS IN CLASS | | | | | | | | | | | | | | | | | | | | | | | | | | | | | | | | | | CFS_DAYS |
| 1968 | | | 2 | 5 | 3 | 6 | 6 | 12 | 22 | 23 | 11 | 5 | 5 | 3 | 6 | 9 | 28 | 42 | 24 | 34 | 24 | 20 | 12 | 16 | 9 | 15 | 4 | 4 | 3 | 5 | 1 | 4 | 1 | 1 | 1 | 135275.1 |
| 1969 | | | 6 | 14 | 5 | 7 | 5 | | 3 | 3 | 3 | | | 14 | 30 | 32 | 31 | 48 | 29 | 24 | 29 | 17 | 15 | 18 | 10 | 5 | 5 | 6 | | 2 | 1 | 1 | 1 | 1 | | 98044.0 |
| 1970 | | | | 3 | 1 | 7 | 6 | 6 | 4 | 9 | 14 | 8 | 12 | 5 | 8 | 34 | 16 | 21 | 24 | 45 | 46 | 36 | 14 | 14 | 9 | 5 | 7 | 5 | 2 | 2 | 1 | | 1 | | | 96335.9 |
| 1971 | | | | | | 1 | 2 | 2 | | 28 | 3 | 8 | 16 | 10 | 29 | 53 | 57 | 48 | 17 | 27 | 13 | 16 | 8 | 8 | 5 | 5 | 4 | 2 | | 1 | 2 | | | | | 60652.8 |

| CLASS | CFS | TOTAL | ACCUM | PERCT | CLASS | CFS | TOTAL | ACCUM | PERCT | CLASS | CFS | TOTAL | ACCUM | PERCT | CLASS | CFS | TOTAL | ACCUM | PERCT |
|---|---|---|---|---|---|---|---|---|---|---|---|---|---|---|---|---|---|---|---|
| 0 | 0.00 | 0 | 1461 | 100.0 | 9 | 10.00 | 63 | 1333 | 91.2 | 18 | 120.0 | 94 | 661 | 45.2 | 27 | 1300 | 17 | 48 | 3.2 |
| 1 | 1.20 | 0 | 1461 | 100.0 | 10 | 14.00 | 31 | 1270 | 86.9 | 19 | 150.0 | 130 | 567 | 38.8 | 28 | 1800 | 5 | 31 | 2.1 |
| 2 | 1.60 | 8 | 1461 | 100.0 | 11 | 16.00 | 21 | 1239 | 84.8 | 20 | 200.0 | 112 | 437 | 29.9 | 29 | 2300 | 10 | 26 | 1.7 |
| 3 | 2.10 | 22 | 1453 | 99.5 | 12 | 23.00 | 33 | 1218 | 83.4 | 21 | 260.0 | 89 | 325 | 22.2 | 30 | 3000 | 5 | 16 | 1.0 |
| 4 | 2.70 | 9 | 1431 | 97.9 | 13 | 31.00 | 32 | 1185 | 81.1 | 22 | 350.0 | 49 | 236 | 16.2 | 31 | 3900 | 5 | 11 | .7 |
| 5 | 3.50 | 21 | 1422 | 97.3 | 14 | 40.00 | 73 | 1153 | 78.9 | 23 | 450.0 | 56 | 187 | 12.8 | 32 | 5200 | 3 | 6 | .4 |
| 6 | 4.60 | 19 | 1401 | 95.9 | 15 | 52.00 | 128 | 1080 | 73.9 | 24 | 600.0 | 33 | 131 | 9.0 | 33 | 6800 | 2 | 3 | .2 |
| 7 | 6.10 | 20 | 1382 | 94.6 | 16 | 69.00 | 132 | 952 | 65.2 | 25 | 780.0 | 30 | 98 | 6.7 | 34 | 8900 | 1 | 1 | .0 |
| 8 | 7.90 | 29 | 1362 | 93.2 | 17 | 90.00 | 159 | 820 | 56.1 | 26 | 1000.0 | 20 | 68 | 4.7 | | | | | |

LOWEST MEAN DISCHARGE, IN CFS, AND RANKING, FOR THE FOLLOWING NUMBER OF CONSECUTIVE DAYS IN YEAR ENDING MARCH 31

| YEAR | 1 | | 3 | | 7 | | 14 | | 30 | | 60 | | 90 | | 120 | | 183 | | ANNUAL | |
|---|---|---|---|---|---|---|---|---|---|---|---|---|---|---|---|---|---|---|---|---|
| 1969 | 1.90 | 1 | 1.90 | 1 | 1.94 | 1 | 2.07 | 1 | 2.68 | 1 | 5.18 | 1 | 12.00 | 1 | 34.40 | 2 | 90.90 | 2 | 331.00 | 3 |
| 1970 | 37.00 | 3 | 37.00 | 3 | 37.90 | 3 | 39.10 | 3 | 42.20 | 3 | 79.00 | 3 | 103.00 | 3 | 110.00 | 3 | 165.00 | 3 | 244.00 | 2 |
| 1971 | 2.60 | 2 | 2.60 | 2 | 3.17 | 2 | 3.78 | 2 | 17.30 | 2 | 20.60 | 2 | 22.80 | 2 | 32.30 | 1 | 50.20 | 1 | 228.00 | 1 |

HIGHEST MEAN DISCHARGE, IN CFS, AND RANKING, FOR THE FOLLOWING NUMBER OF CONSECUTIVE DAYS IN YEAR ENDING SEPTEMBER 30

| YEAR | 1 | | 3 | | 7 | | 15 | | 30 | | 60 | | 90 | | 120 | | 183 | | ANNUAL | |
|---|---|---|---|---|---|---|---|---|---|---|---|---|---|---|---|---|---|---|---|---|
| 1968 | 9600.0 | 1 | 6770.0 | 1 | 3860.0 | 1 | 2160.0 | 1 | 1170.0 | 2 | 978.0 | 1 | 790.0 | 1 | 633.0 | 1 | 634.0 | 1 | 370.0 | 1 |
| 1969 | 7910.0 | 2 | 5820.0 | 2 | 3020.0 | 2 | 2060.0 | 2 | 1480.0 | 1 | 873.0 | 2 | 652.0 | 2 | 602.0 | 2 | 450.0 | 2 | 269.0 | 2 |
| 1970 | 5400.0 | 3 | 3390.0 | 3 | 2740.0 | 3 | 1780.0 | 3 | 1030.0 | 3 | 679.0 | 3 | 553.0 | 3 | 492.0 | 3 | 404.0 | 3 | 264.0 | 3 |
| 1971 | 3110.0 | 4 | 2150.0 | 4 | 1540.0 | 4 | 1080.0 | 4 | 756.0 | 4 | 514.0 | 4 | 367.0 | 4 | 348.0 | 4 | 271.0 | 4 | 166.0 | 4 |

STATISTICS ON NORMAL MONTHLY MEANS(ALL DAYS)

| OCT | NOV | DEC | JAN | FEB | MARCH | APRIL | MAY | JUNE | JULY | AUG | SEPT |
|---|---|---|---|---|---|---|---|---|---|---|---|
| BY ROWS(MEAN,VARIANCE,STANDARD DEVIATION, SKEWNESS, COEFF. OF VARIATION,PERCENTAGE OF AVERAGE FLOW) | | | | | | | | | | | |
| 0.1053E+03 | 0.1533E+03 | 0.3929E+03 | 0.4521E+03 | 0.5923E+03 | 0.2301E+03 | 0.4701E+03 | 0.4102E+03 | 0.1724E+03 | 0.1146E+03 | 0.8837E+02 | 0.4460E+02 |
| 0.2734E+05 | 0.4193E+05 | 0.2485E+06 | 0.1872E+06 | 0.3875E+05 | 0.7507E+04 | 0.1661E+06 | 0.1609E+06 | 0.5600E+04 | 0.4044E+04 | 0.1131E+05 | 0.2594E+04 |
| 0.1654E+03 | 0.2048E+03 | 0.4985E+03 | 0.4327E+03 | 0.1969E+03 | 0.8664E+02 | 0.4076E+03 | 0.4011E+03 | 0.7483E+02 | 0.6359E+02 | 0.1064E+03 | 0.5093E+02 |
| 0.1851E+01 | 0.1838E+01 | 0.1940E+01 | 0.1129E+01 | -0.1620E+01 | 0.3986E-01 | 0.8698E+00 | 0.1928E+01 | 0.1259E+01 | -0.5322E+00 | 0.1962E+01 | 0.1899E+01 |
| 0.1570E+01 | 0.1335E+01 | 0.1269E+01 | 0.9570E+00 | 0.3323E+00 | 0.3766E+00 | 0.8669E+00 | 0.9778E+00 | 0.4340E+00 | 0.5551E+00 | 0.1204E+01 | 0.1142E+01 |
| 0.3265E+01 | 0.4753E+01 | 0.1218E+02 | 0.1401E+02 | 0.1836E+02 | 0.7131E+01 | 0.1457E+02 | 0.1271E+02 | 0.5345E+01 | 0.3551E+01 | 0.2739E+01 | 0.1382E+01 |

STATISTICS ON NORMAL ANNUAL MEANS(ALL DAYS)

| MEAN | VARIANCE | STANDARD DEVIATION | SKEWNESS | COEFF. OF VARIATION | SERIAL CORR |
|---|---|---|---|---|---|
| 0.2671E+03 | 0.6902E+04 | 0.8308E+02 | 0.5823E-01 | 0.3111E+00 | 0.5673E+00 |

STATISTICS ON LOG MONTHLY MEANS(ALL DAYS)

| OCT | NOV | DEC | JAN | FEB | MARCH | APRIL | MAY | JUNE | JULY | AUG | SEPT |
|---|---|---|---|---|---|---|---|---|---|---|---|
| BY ROWS(MEAN,VARIANCE,STANDARD DEVIATION, SKEWNESS, COEFF. OF VARIATION,PERCENTAGE OF AVERAGE FLOW) | | | | | | | | | | | |
| 0.1406E+01 | 0.1845E+01 | 0.2362E+01 | 0.2468E+01 | 0.2749E+01 | 0.2338E+01 | 0.2510E+01 | 0.2486E+01 | 0.2208E+01 | 0.1982E+01 | 0.1751E+01 | 0.1461E+01 |
| 0.8933E+00 | 0.4536E+00 | 0.2425E+00 | 0.2494E+00 | 0.3144E-01 | 0.2874E-01 | 0.2235E+00 | 0.1287E+00 | 0.3209E-01 | 0.1125E+00 | 0.1937E+00 | 0.2007E+00 |
| 0.9451E+00 | 0.6735E+00 | 0.4925E+00 | 0.4994E+00 | 0.1773E+00 | 0.1695E+00 | 0.4727E+00 | 0.3588E+00 | 0.1791E+00 | 0.3354E+00 | 0.4401E+00 | 0.4480E+00 |
| 0.3685E+00 | -0.1591E-01 | 0.1287E+01 | -0.2424E+00 | -0.1799E+01 | -0.3260E-02 | -0.5509E+00 | 0.1536E+01 | 0.6706E+00 | -0.1555E+01 | 0.1703E+01 | 0.1067E+01 |
| 0.6723E+00 | 0.3649E+00 | 0.2085E+00 | 0.2024E+00 | 0.6450E-01 | 0.7252E-01 | 0.1883E+00 | 0.1443E+00 | 0.8113E-01 | 0.1692E+00 | 0.2514E+00 | 0.3066E+00 |
| 0.5499E+01 | 0.7219E+01 | 0.9239E+01 | 0.9653E+01 | 0.1075E+02 | 0.9143E+01 | 0.9818E+01 | 0.9724E+01 | 0.8637E+01 | 0.7752E+01 | 0.6848E+01 | 0.5716E+01 |

STATISTICS ON LOG ANNUAL MEANS(ALL DAYS)

| MEAN | VARIANCE | STANDARD DEVIATION | SKEWNESS | COEFF. OF VARIATION | SERIAL CORR |
|---|---|---|---|---|---|
| 0.2410E+01 | 0.2042E-01 | 0.1429E+00 | -0.6432E+00 | 0.5930E-01 | 0.5665E+00 |

ANNUAL PEAKS

| | |
|---|---|
| 1967 | 13600 |
| 1968 | 12200 |
| 1969 | 8060 |
| 1970 | 6200 |
| 1971 | 4150 |

## 03341500 Wabash River at Terre Haute, Ind.

LOCATION.--Lat 39°28'00", long 87°25'08", in NE¼SW¼ sec.21, T.12 N., R.9 W., Vigo County, on left bank at upstream side of Wabash Avenue bridge at Terre Haute, 2.2 miles (3.5 km) upstream from Sugar Creek, 4 miles (6 km) downstream from Lost Creek, and at mile 214.4 (345.0 km).

DRAINAGE AREA.--12,265 mi² (31,766 km²).

REMARKS.--Natural flow affected by upstream reservoirs.

### DURATION TABLE OF DAILY DISCHARGE FOR YEAR ENDING SEPTEMBER 30

| CLASS | 0 | 1 | 2 | 3 | 4 | 5 | 6 | 7 | 8 | 9 | 10 | 11 | 12 | 13 | 14 | 15 | 16 | 17 | 18 | 19 | 20 | 21 | 22 | 23 | 24 | 25 | 26 | 27 | 28 | 29 | 30 | 31 | 32 | 33 | 34 | |
|---|---|---|---|---|---|---|---|---|---|---|---|---|---|---|---|---|---|---|---|---|---|---|---|---|---|---|---|---|---|---|---|---|---|---|---|---|
| YEAR | NUMBER OF DAYS IN CLASS | | | | | | | | | | | | | | | | | | | | | | | | | | | | | | | | | | | CFS-DAYS |
| 1928 | | | | | | | 4 | 3 | 13 | 8 | 13 | 36 | 25 | 18 | 25 | 33 | 23 | 24 | 26 | 31 | 16 | 13 | 15 | 15 | 5 | 1 | 10 | 5 | 4 | | | | | | | 4978840.0 |
| 1929 | | | | | | | 12 | 49 | 37 | 11 | 15 | 21 | 16 | 21 | 16 | 14 | 9 | 11 | 16 | 22 | 23 | 17 | 14 | 15 | 12 | 9 | 3 | 2 | | | | | | | | 4277630.0 |
| 1930 | | | | | | 34 | 40 | 22 | 20 | 19 | 19 | 12 | 12 | 18 | 17 | 12 | 14 | 14 | 15 | 27 | 14 | 8 | 8 | 7 | 8 | 6 | 3 | 3 | 6 | 2 | 5 | | | | | 4493960.0 |
| 1931 | | | 5 | 15 | 46 | 76 | 52 | 26 | 29 | 39 | 36 | 19 | 8 | 4 | 1 | 3 | 2 | 3 | 1 | | | | | | | | | | | | | | | | | 1045390.0 |
| 1932 | | | | | 10 | 8 | 38 | 29 | 32 | 19 | 11 | 19 | 25 | 21 | 37 | 23 | 24 | 18 | 18 | 12 | 7 | 4 | 3 | 4 | 4 | | | | | | | | | | | 2954670.0 |
| 1933 | | | | | 3 | 24 | 22 | 24 | 29 | 20 | 30 | 14 | 14 | 11 | 17 | 13 | 14 | 15 | 16 | 9 | 11 | 16 | 25 | 15 | 4 | 6 | 7 | 1 | 2 | 3 | | | | | | 5055270.0 |
| 1934 | 9 | 9 | 12 | 15 | 14 | 28 | 42 | 55 | 44 | 43 | 29 | 14 | 8 | 8 | 11 | 2 | 7 | 5 | 7 | 2 | 1 | | | | | | | | | | | | | | | 1332403.0 |
| 1935 | | | | | 10 | 32 | 20 | 15 | 13 | 19 | 21 | 22 | 32 | 25 | 35 | 21 | 23 | 15 | 24 | 9 | 9 | 4 | 3 | 3 | 6 | 4 | | | | | | | | | | 3225020.0 |
| 1936 | | 15 | 23 | 12 | 27 | 24 | 22 | 18 | 31 | 33 | 24 | 22 | 21 | 11 | 21 | 6 | 9 | 12 | 5 | 5 | 4 | 5 | 6 | 2 | | 2 | 1 | 2 | 2 | 1 | | | | | | 2523910.0 |
| 1937 | | | | | | | 3 | 11 | 17 | 26 | 25 | 19 | 18 | 22 | 20 | 15 | 31 | 30 | 16 | 17 | 18 | 18 | 27 | 10 | 6 | 6 | 3 | 7 | | | | | | | | 5509090.0 |
| 1938 | | | | | | 1 | 15 | 18 | 30 | 22 | 20 | 15 | 20 | 24 | 41 | 20 | 22 | 12 | 22 | 12 | 14 | 6 | 17 | 6 | 7 | 7 | 6 | 8 | | | | | | | | 4967590.0 |
| 1939 | | | | 9 | 9 | 21 | 41 | 26 | 16 | 14 | 17 | 30 | 23 | 26 | 19 | 12 | 11 | 10 | 13 | 6 | 7 | 12 | 18 | 7 | 2 | 4 | 3 | 2 | 4 | 3 | | | | | | 4192300.0 |
| 1940 | | 15 | 28 | 43 | 30 | 54 | 19 | 10 | 10 | 11 | 17 | 22 | 29 | 21 | 11 | 4 | 5 | 10 | 6 | 5 | 11 | 5 | | | | | | | | | | | | | | 1719950.0 |
| 1941 | 13 | 29 | 20 | 14 | 15 | 36 | 33 | 58 | 47 | 24 | 19 | 17 | 10 | 7 | 9 | 6 | 1 | 2 | 5 | | | | | | | | | | | | | | | | | 1109174.0 |
| 1942 | 2 | 1 | 2 | | | | 4 | 16 | 60 | 32 | 21 | 34 | 31 | 33 | 25 | 14 | 12 | 12 | 13 | 6 | 6 | 4 | 16 | 15 | 3 | 3 | | | | | | | | | | 3478799.0 |
| 1943 | | | | | | | 9 | 11 | 10 | 29 | 24 | 17 | 26 | 35 | 40 | 28 | 34 | 20 | 24 | 9 | 7 | 4 | 7 | 11 | 1 | 3 | 4 | 2 | 3 | 1 | 2 | | 2 | 2 | | 5216070.0 |
| 1944 | | | 13 | 37 | 23 | 40 | 64 | 39 | 9 | 8 | 4 | 5 | 7 | 6 | 7 | 9 | 11 | 12 | 11 | 17 | 10 | 10 | 4 | | 6 | 4 | 6 | 2 | 2 | | | | | | | 3185450.0 |
| 1945 | | | 5 | 52 | 44 | 23 | 14 | 18 | 6 | 14 | 13 | 9 | 14 | 15 | 20 | 17 | 24 | 16 | 16 | 3 | 7 | 7 | 6 | 7 | 8 | 7 | | | | | | | | | | 3162870.0 |
| 1946 | | | | 16 | 2 | 9 | 11 | 18 | 10 | 16 | 15 | 27 | 35 | 32 | 27 | 13 | 14 | 30 | 18 | 13 | 8 | 14 | 24 | 13 | | | | | | | | | | | | 3961680.0 |
| 1947 | | | | 4 | 13 | 7 | 5 | 36 | 39 | 38 | 35 | 27 | 13 | 24 | 13 | 8 | 20 | 9 | 13 | 15 | 8 | 11 | 10 | 4 | 8 | 5 | | | | | | | | | | 3416740.0 |
| 1948 | | | | 3 | 3 | 19 | 16 | 22 | 66 | 29 | 21 | 19 | 14 | 14 | 30 | 12 | 13 | 8 | 11 | 8 | 8 | 10 | 13 | 8 | 10 | 6 | 2 | 1 | | | | | | | | 3763020.0 |
| 1949 | | | | | 18 | 23 | 19 | 10 | 17 | 14 | 7 | 24 | 22 | 27 | 43 | 20 | 17 | 14 | 18 | 4 | 11 | 8 | 12 | 10 | 6 | 10 | 9 | 2 | | | | | | | | 4559880.0 |
| 1950 | | | | | 2 | 1 | 2 | | 11 | 24 | 21 | 28 | 19 | 31 | 12 | 10 | 15 | 14 | 11 | 9 | 30 | 29 | 19 | 13 | 19 | 8 | 9 | 9 | 6 | 9 | 4 | | | | | 8323650.0 |
| 1951 | | | | | | | | 5 | 18 | 10 | 13 | 29 | 17 | 39 | 37 | 21 | 22 | 21 | 31 | 13 | 17 | 24 | 14 | 18 | 7 | 1 | 3 | 1 | 4 | | | | | | | 5420300.0 |
| 1952 | | | | | | | 3 | 29 | 27 | 19 | 18 | 20 | 12 | 25 | 16 | 11 | 28 | 28 | 26 | 9 | 16 | 9 | 22 | 33 | 15 | | | | | | | | | | | 5174990.0 |
| 1953 | | | | | | 22 | 26 | 37 | 15 | 6 | 9 | 16 | 40 | 37 | 36 | 28 | 13 | 18 | 14 | 11 | 7 | 7 | 6 | 12 | 5 | | | | | | | | | | | 2850190.0 |
| 1954 | | | 2 | 11 | 54 | 46 | 20 | 38 | 21 | 42 | 35 | 17 | 15 | 10 | 16 | 17 | 5 | 5 | 5 | 4 | 2 | | | | | | | | | | | | | | | 1274188.0 |
| 1955 | | | | 12 | 5 | 9 | 11 | 12 | 27 | 26 | 28 | 23 | 29 | 20 | 26 | 20 | 13 | 18 | 29 | 20 | 14 | 8 | 4 | 11 | | | | | | | | | | | | 2873080.0 |
| 1956 | | | | 2 | 7 | 5 | 11 | 17 | 14 | 28 | 22 | 26 | 23 | 23 | 24 | 23 | 17 | 32 | 27 | 12 | 7 | 20 | 8 | 8 | 10 | | | | | | | | | | | 3380300.0 |
| 1957 | | | | 34 | 19 | 5 | 7 | 13 | 11 | 16 | 18 | 22 | 27 | 16 | 13 | 11 | 13 | 14 | 11 | 13 | 11 | 19 | 20 | 9 | 11 | 7 | | 2 | 1 | | | | | | | 4380330.0 |
| 1958 | | | | | | | 4 | 9 | 6 | 9 | 28 | 26 | 46 | 33 | 33 | 22 | 29 | 14 | 21 | 12 | 7 | 10 | 16 | 14 | 7 | 6 | 5 | 1 | 2 | 2 | 3 | | | | | 5460460.0 |
| 1959 | | | | | | 8 | 21 | 15 | 47 | 29 | 27 | 36 | 11 | 6 | 6 | 9 | 13 | 20 | 23 | 13 | 23 | 15 | 23 | 3 | 2 | 4 | 3 | 3 | 1 | 4 | | | | | | 4747040.0 |
| 1960 | | | | | | | 3 | 18 | 29 | 22 | 23 | 19 | 38 | 23 | 36 | 27 | 48 | 23 | 18 | 4 | 9 | 6 | 7 | 7 | 6 | | | | | | | | | | | 3574970.0 |
| 1961 | | | | 2 | 1 | 10 | 24 | 86 | 12 | 17 | 21 | 22 | 16 | 15 | 19 | 16 | 7 | 10 | 8 | 20 | 6 | 9 | 6 | 3 | 18 | 4 | 6 | 4 | 3 | | | | | | | 3686010.0 |
| 1962 | | | | | | | | | 10 | 35 | 26 | 23 | 32 | 30 | 25 | 21 | 16 | 24 | 27 | 26 | 11 | 11 | 10 | 11 | 17 | 5 | 5 | | | | | | | | | 4271620.0 |
| 1963 | | | | | | 32 | 50 | 44 | 81 | 23 | 22 | 17 | 10 | 14 | 6 | 6 | 6 | 9 | 6 | 15 | 2 | 7 | 4 | 1 | 1 | 2 | 3 | 4 | | | | | | | | 2171890.0 |
| 1964 | | | 11 | 27 | 28 | 56 | 35 | 20 | 16 | 13 | 14 | 21 | 11 | 12 | 4 | 14 | 9 | 10 | 10 | 8 | 7 | 7 | 13 | 5 | 4 | 2 | 2 | 2 | 2 | 3 | | | | | | 2798580.0 |
| 1965 | | | | 24 | 28 | 16 | 22 | 35 | 18 | 5 | 14 | 19 | 17 | 21 | 17 | 9 | 11 | 18 | 11 | 21 | 19 | 8 | 11 | 11 | 6 | 4 | | | | | | | | | | 3069320.0 |
| 1966 | | | 4 | 13 | 11 | 19 | 16 | 10 | 42 | 58 | 28 | 31 | 18 | 20 | 16 | 17 | 10 | 13 | 12 | 18 | 9 | | | | | | | | | | | | | | | 1902930.0 |
| 1967 | | | | 11 | 25 | 10 | 21 | 24 | 21 | 20 | 8 | 12 | 10 | 18 | 14 | 22 | 18 | 16 | 16 | 10 | 12 | 25 | 15 | 23 | 3 | 2 | 3 | 4 | 2 | | | | | | | 4039890.0 |
| 1968 | | | | | | | | 23 | 19 | 27 | 20 | 8 | 10 | 20 | 39 | 31 | 13 | 25 | 18 | 25 | 10 | 17 | 9 | 17 | 6 | 7 | 8 | 9 | 2 | 3 | | | | | | 5175770.0 |
| 1969 | | | | | | | | 11 | 16 | 32 | 17 | 12 | 11 | 36 | 38 | 37 | 14 | 28 | 21 | 21 | 20 | 19 | 16 | 1 | 2 | 2 | 4 | 1 | 2 | 4 | | | | | | 4250590.0 |
| 1970 | | | | | | | | 3 | 13 | 12 | 14 | 39 | 19 | 28 | 27 | 42 | 22 | 38 | 16 | 17 | 19 | 16 | 15 | 10 | 5 | 2 | 3 | 4 | 1 | | | | | | | 4276530.0 |
| 1971 | | | | | | | 3 | 7 | 11 | 21 | 26 | 40 | 35 | 54 | 45 | 28 | 19 | 15 | 17 | 10 | 6 | 7 | 5 | 6 | 4 | 5 | 1 | | | | | | | | | 3092590.0 |
| 1972 | | | | | | | | | 1 | 14 | 64 | 29 | 26 | 32 | 25 | 30 | 12 | 35 | 17 | 19 | 13 | 14 | 7 | 18 | 3 | 2 | 2 | 3 | | | | | | | | 3852220.0 |
| 1973 | | | | | | | | | | | 12 | 15 | 9 | 12 | 6 | 19 | 13 | 37 | 26 | 21 | 32 | 41 | 40 | 36 | 32 | 7 | 6 | 1 | | | | | | | | 7056672.0 |

| CLASS | CFS | TOTAL | ACCUM | PERCT | CLASS | CFS | TOTAL | ACCUM | PERCT | CLASS | CFS | TOTAL | ACCUM | PERCT | CLASS | CFS | TOTAL | ACCUM | PERCT |
|---|---|---|---|---|---|---|---|---|---|---|---|---|---|---|---|---|---|---|---|
| 0 | 0.00 | 0 | 16802 | 100.0 | 9 | 2700.00 | 1086 | 12891 | 76.7 | 18 | 12000.0 | 724 | 4397 | 26.2 | 27 | 56000 | 103 | 248 | 1.4 |
| 1 | 701.00 | 24 | 16802 | 100.0 | 10 | 3200.00 | 1008 | 11805 | 70.3 | 19 | 14000.0 | 756 | 3673 | 21.9 | 28 | 66000 | 65 | 145 | .8 |
| 2 | 830.00 | 86 | 16778 | 99.9 | 11 | 3800.00 | 980 | 10797 | 64.3 | 20 | 17000.0 | 474 | 2917 | 17.4 | 29 | 78000 | 39 | 80 | .4 |
| 3 | 980.00 | 244 | 16692 | 99.3 | 12 | 4500.00 | 939 | 9817 | 58.4 | 21 | 20000.0 | 514 | 2443 | 14.5 | 30 | 92000 | 28 | 41 | .2 |
| 4 | 1200.00 | 398 | 16448 | 97.9 | 13 | 5300.00 | 999 | 8878 | 52.8 | 22 | 24000.0 | 456 | 1929 | 11.5 | 31 | 110000 | 9 | 13 | |
| 5 | 1400.00 | 533 | 16050 | 95.5 | 14 | 6300.00 | 980 | 7879 | 46.9 | 23 | 28000.0 | 522 | 1473 | 8.8 | 32 | 130000 | | 4 | |
| 6 | 1600.00 | 736 | 15517 | 92.4 | 15 | 7400.00 | 1019 | 6899 | 41.1 | 24 | 34000.0 | 353 | 951 | 5.7 | 33 | 150000 | 2 | 4 | |
| 7 | 1900.00 | 936 | 14781 | 88.0 | 16 | 8800.00 | 621 | 5880 | 35.0 | 25 | 40000.0 | 198 | 598 | 3.6 | 34 | 180000 | 2 | 2 | |
| 8 | 2300.00 | 954 | 13845 | 82.4 | 17 | 10000.00 | 862 | 5259 | 31.3 | 26 | 47000.0 | 152 | 400 | 2.4 | | | | | |

### LOWEST MEAN DISCHARGE, IN CFS, AND RANKING, FOR THE FOLLOWING NUMBER OF CONSECUTIVE DAYS IN YEAR ENDING MARCH 31

| YEAR | 1 | | 3 | | 7 | | 14 | | 30 | | 60 | | 90 | | 120 | | 183 | | ANNUAL | |
|---|---|---|---|---|---|---|---|---|---|---|---|---|---|---|---|---|---|---|---|---|
| 1929 | 1770.00 | 31 | 1840.00 | 31 | 1900.00 | 30 | 2010.00 | 31 | 2160.00 | 30 | 2180.00 | 24 | 2350.00 | 20 | 2750.00 | 20 | 3580.00 | 24 | 8210.00 | 15 |
| 1930 | 1520.00 | 27 | 1540.00 | 25 | 1570.00 | 24 | 1620.00 | 22 | 1720.00 | 20 | 2010.00 | 20 | 3090.00 | 29 | 3670.00 | 31 | 6500.00 | 38 | 17300.00 | 43 |
| 1931 | 1040.00 | 12 | 1210.00 | 12 | 1360.00 | 13 | 1430.00 | 14 | 1450.00 | 13 | 1560.00 | 11 | 1610.00 | 11 | 1660.00 | 9 | 1680.00 | 3 | 3580.00 | 1 |
| 1932 | 1260.00 | 17 | 1300.00 | 16 | 1390.00 | 16 | 1860.00 | 28 | 2060.00 | 28 | 2420.00 | 28 | 2680.00 | 26 | 2870.00 | 24 | 3470.00 | 21 | 7670.00 | 12 |
| 1933 | 1430.00 | 22 | 1450.00 | 20 | 1480.00 | 20 | 1570.00 | 20 | 2250.00 | 31 | 2570.00 | 29 | 2650.00 | 25 | 2860.00 | 22 | 3220.00 | 18 | 8880.00 | 19 |
| 1934 | 1250.00 | 16 | 1540.00 | 26 | 1620.00 | 26 | 1690.00 | 24 | 1770.00 | 21 | 2240.00 | 25 | 2550.00 | 23 | 2710.00 | 18 | 3210.00 | 17 | 9140.00 | 21 |
| 1935 | 701.00 | 1 | 708.00 | 1 | 759.00 | 2 | 815.00 | 2 | 1100.00 | 5 | 1240.00 | 5 | 1440.00 | 9 | 2010.00 | 12 | 2340.00 | 9 | 5640.00 | 5 |
| 1936 | 1480.00 | 23 | 1480.00 | 21 | 1500.00 | 21 | 1520.00 | 16 | 1560.00 | 15 | 1770.00 | 15 | 2420.00 | 21 | 2880.00 | 25 | 3250.00 | 19 | 9330.00 | 22 |
| 1937 | 900.00 | 6 | 923.00 | 5 | 959.00 | 5 | 969.00 | 5 | 1010.00 | 2 | 1200.00 | 4 | 1520.00 | 10 | 2010.00 | 13 | 4260.00 | 29 | 11400.00 | 29 |
| 1938 | 1840.00 | 33 | 1880.00 | 33 | 2040.00 | 34 | 2270.00 | 35 | 2650.00 | 36 | 3630.00 | 38 | 3400.00 | 32 | 3710.00 | 32 | 5230.00 | 31 | 11700.00 | 31 |
| 1939 | 1350.00 | 21 | 1590.00 | 27 | 1760.00 | 28 | 1830.00 | 26 | 2010.00 | 25 | 2160.00 | 22 | 2520.00 | 22 | 2860.00 | 23 | 4010.00 | 26 | 14400.00 | 38 |
| 1940 | 1210.00 | 15 | 1230.00 | 13 | 1240.00 | 12 | 1260.00 | 12 | 1390.00 | 12 | 1580.00 | 12 | 1710.00 | 12 | 1650.00 | 8 | 2090.00 | 7 | 6870.00 | 8 |

LOWEST MEAN DISCHARGE, IN CFS, AND RANKING, FOR THE FOLLOWING NUMBER OF CONSECUTIVE DAYS IN YEAR ENDING MARCH 31

| | | | | | | | | | | | | | | | | | | | | | | |
|---|---|---|---|---|---|---|---|---|---|---|---|---|---|---|---|---|---|---|---|---|---|---|
| 1941 | 860.00 | 4 | 873.00 | 4 | 879.00 | 4 | 898.00 | 3 | 1010.00 | 3 | 1080.00 | 2 | 1200.00 | 1 | 1330.00 | 1 | 1720.00 | 4 | 4120.00 | 2 |
| 1942 | 721.00 | 2 | 723.00 | 2 | 732.00 | 1 | 750.00 | 1 | 930.00 | 1 | 958.00 | 1 | 1290.00 | 2 | 1930.00 | 10 | 2980.00 | 16 | 7170.00 | 11 |
| 1943 | 1980.00 | 35 | 1980.00 | 35 | 2040.00 | 35 | 2210.00 | 34 | 2680.00 | 37 | 2900.00 | 33 | 3320.00 | 31 | 4100.00 | 33 | 5260.00 | 32 | 9380.00 | 23 |
| 1944 | 1060.00 | 13 | 1240.00 | 14 | 1410.00 | 17 | 1520.00 | 17 | 1660.00 | 17 | 1740.00 | 14 | 1860.00 | 13 | 2210.00 | 16 | 2660.00 | 13 | 11600.00 | 30 |
| 1945 | 1060.00 | 14 | 1110.00 | 11 | 1180.00 | 11 | 1200.00 | 10 | 1260.00 | 9 | 1360.00 | 9 | 1410.00 | 8 | 1460.00 | 5 | 1460.00 | 1 | 8350.00 | 17 |
| 1946 | 2100.00 | 37 | 2100.00 | 36 | 2200.00 | 36 | 2520.00 | 40 | 2840.00 | 38 | 4110.00 | 41 | 4760.00 | 41 | 6790.00 | 42 | 6530.00 | 39 | 13400.00 | 35 |
| 1947 | 1310.00 | 19 | 1330.00 | 17 | 1370.00 | 14 | 1370.00 | 13 | 1490.00 | 14 | 1630.00 | 13 | 1960.00 | 15 | 2190.00 | 15 | 2810.00 | 14 | 6730.00 | 7 |
| 1948 | 1860.00 | 34 | 1890.00 | 34 | 1930.00 | 31 | 2020.00 | 32 | 2400.00 | 32 | 2750.00 | 31 | 2970.00 | 28 | 3000.00 | 27 | 3550.00 | 22 | 11300.00 | 28 |
| 1949 | 1300.00 | 18 | 1340.00 | 18 | 1470.00 | 18 | 1560.00 | 19 | 1640.00 | 16 | 1800.00 | 17 | 2130.00 | 18 | 2880.00 | 26 | 4020.00 | 27 | 14400.00 | 39 |
| 1950 | 1500.00 | 26 | 1530.00 | 24 | 1600.00 | 25 | 1730.00 | 25 | 2130.00 | 29 | 2600.00 | 30 | 3770.00 | 37 | 4920.00 | 38 | 5670.00 | 36 | 18600.00 | 45 |
| 1951 | 3080.00 | 45 | 3200.00 | 45 | 3390.00 | 45 | 3660.00 | 45 | 4020.00 | 45 | 6840.00 | 45 | 8690.00 | 45 | 8210.00 | 45 | 9560.00 | 43 | 17100.00 | 42 |
| 1952 | 2170.00 | 39 | 2170.00 | 39 | 2260.00 | 38 | 2380.00 | 38 | 2470.00 | 33 | 2900.00 | 34 | 3410.00 | 33 | 4430.00 | 35 | 6970.00 | 40 | 13600.00 | 36 |
| 1953 | 1820.00 | 32 | 1870.00 | 32 | 1880.00 | 29 | 1920.00 | 29 | 1970.00 | 24 | 2180.00 | 23 | 2560.00 | 24 | 2830.00 | 21 | 3560.00 | 23 | 10300.00 | 26 |
| 1954 | 884.00 | 5 | 936.00 | 7 | 1010.00 | 7 | 1210.00 | 11 | 1290.00 | 10 | 1380.00 | 10 | 1380.00 | 7 | 1390.00 | 3 | 1650.00 | 2 | 4810.00 | 4 |
| 1955 | 1340.00 | 20 | 1340.00 | 19 | 1380.00 | 15 | 1510.00 | 15 | 1840.00 | 23 | 2260.00 | 26 | 2340.00 | 19 | 2730.00 | 19 | 3380.00 | 20 | 6930.00 | 9 |
| 1956 | 990.00 | 8 | 1010.00 | 8 | 1030.00 | 8 | 1100.00 | 8 | 1370.00 | 11 | 2010.00 | 21 | 3570.00 | 35 | 4380.00 | 34 | 5350.00 | 33 | 8480.00 | 18 |
| 1957 | 1010.00 | 10 | 1040.00 | 9 | 1050.00 | 9 | 1060.00 | 6 | 1100.00 | 6 | 1180.00 | 3 | 1340.00 | 6 | 1620.00 | 7 | 2360.00 | 10 | 6390.00 | 6 |
| 1958 | 2230.00 | 40 | 2230.00 | 40 | 2290.00 | 40 | 2450.00 | 39 | 3310.00 | 42 | 3500.00 | 37 | 4540.00 | 40 | 5620.00 | 40 | 10700.00 | 45 | 15500.00 | 40 |
| 1959 | 2730.00 | 43 | 2730.00 | 43 | 2730.00 | 42 | 2780.00 | 42 | 2940.00 | 40 | 3730.00 | 40 | 5230.00 | 42 | 5890.00 | 41 | 9250.00 | 42 | 17100.00 | 41 |
| 1960 | 1690.00 | 28 | 1690.00 | 28 | 1700.00 | 27 | 1860.00 | 27 | 2040.00 | 26 | 2410.00 | 27 | 2730.00 | 27 | 3010.00 | 28 | 4070.00 | 28 | 9760.00 | 25 |
| 1961 | 990.00 | 9 | 1240.00 | 15 | 1470.00 | 19 | 1580.00 | 21 | 1820.00 | 22 | 1830.00 | 18 | 1970.00 | 16 | 1990.00 | 11 | 2310.00 | 8 | 8250.00 | 16 |
| 1962 | 2820.00 | 44 | 3000.00 | 44 | 3160.00 | 44 | 3220.00 | 44 | 3390.00 | 43 | 3710.00 | 39 | 3940.00 | 38 | 4810.00 | 37 | 5490.00 | 34 | 14100.00 | 37 |
| 1963 | 1480.00 | 24 | 1500.00 | 22 | 1510.00 | 22 | 1540.00 | 18 | 1690.00 | 18 | 1780.00 | 16 | 1900.00 | 14 | 2070.00 | 14 | 2460.00 | 12 | 7880.00 | 14 |
| 1964 | 860.00 | 3 | 860.00 | 3 | 869.00 | 3 | 922.00 | 4 | 1020.00 | 4 | 1260.00 | 6 | 1330.00 | 3 | 1340.00 | 2 | 1760.00 | 5 | 4680.00 | 3 |
| 1965 | 1040.00 | 11 | 1060.00 | 10 | 1070.00 | 10 | 1170.00 | 9 | 1230.00 | 7 | 1260.00 | 7 | 1340.00 | 4 | 1430.00 | 4 | 1950.00 | 6 | 8930.00 | 20 |
| 1966 | 1710.00 | 30 | 1820.00 | 30 | 1960.00 | 32 | 2000.00 | 30 | 2050.00 | 27 | 2860.00 | 32 | 3140.00 | 30 | 3320.00 | 29 | 3610.00 | 25 | 7730.00 | 13 |
| 1967 | 910.00 | 7 | 930.00 | 6 | 989.00 | 6 | 1060.00 | 7 | 1230.00 | 8 | 1290.00 | 8 | 1340.00 | 5 | 1510.00 | 6 | 2420.00 | 11 | 9500.00 | 24 |
| 1968 | 1500.00 | 25 | 1500.00 | 23 | 1550.00 | 23 | 1670.00 | 23 | 1710.00 | 19 | 1910.00 | 19 | 2060.00 | 17 | 2240.00 | 17 | 2970.00 | 15 | 12100.00 | 33 |
| 1969 | 2460.00 | 41 | 2560.00 | 41 | 2620.00 | 41 | 2760.00 | 41 | 2990.00 | 41 | 3180.00 | 36 | 3660.00 | 36 | 4510.00 | 36 | 6470.00 | 37 | 12700.00 | 34 |
| 1970 | 2120.00 | 38 | 2140.00 | 37 | 2200.00 | 37 | 2300.00 | 36 | 2540.00 | 34 | 4280.00 | 43 | 5270.00 | 43 | 7070.00 | 44 | 8140.00 | 41 | 10400.00 | 27 |
| 1971 | 2070.00 | 36 | 2160.00 | 38 | 2270.00 | 39 | 2330.00 | 37 | 2890.00 | 39 | 4200.00 | 42 | 4410.00 | 39 | 5040.00 | 39 | 5550.00 | 35 | 11900.00 | 32 |
| 1972 | 1700.00 | 29 | 1770.00 | 29 | 1960.00 | 33 | 2210.00 | 33 | 2560.00 | 35 | 3160.00 | 35 | 3550.00 | 34 | 3540.00 | 30 | 4610.00 | 30 | 7120.00 | 10 |
| 1973 | 2640.00 | 42 | 2700.00 | 42 | 2820.00 | 43 | 3180.00 | 43 | 3610.00 | 44 | 4410.00 | 44 | 5390.00 | 44 | 6870.00 | 43 | 10100.00 | 44 | 18300.00 | 44 |

HIGHEST MEAN DISCHARGE, IN CFS, AND RANKING, FOR THE FOLLOWING NUMBER OF CONSECUTIVE DAYS IN YEAR ENDING SEPTEMBER 30

| YEAR | 1 | | 3 | | 7 | | 15 | | 30 | | 60 | | 90 | | 120 | | 183 | | ANNUAL | |
|---|---|---|---|---|---|---|---|---|---|---|---|---|---|---|---|---|---|---|---|---|
| 1928 | 76800.0 | 15 | 76800.0 | 14 | 70600.0 | 14 | 61000.0 | 9 | 45700.0 | 8 | 31300.0 | 15 | 28800.0 | 10 | 24300.0 | 14 | 19100.0 | 17 | 13600.0 | 11 |
| 1929 | 58000.0 | 25 | 55800.0 | 25 | 50600.0 | 25 | 40900.0 | 26 | 31100.0 | 28 | 27600.0 | 21 | 24000.0 | 21 | 22400.0 | 18 | 19900.0 | 14 | 11700.0 | 18 |
| 1930 | 104000.0 | 6 | 101000.0 | 5 | 94200.0 | 4 | 81300.0 | 3 | 58400.0 | 3 | 40500.0 | 3 | 33800.0 | 2 | 28100.0 | 3 | 21700.0 | 9 | 12300.0 | 14 |
| 1931 | 16700.0 | 45 | 14000.0 | 46 | 11700.0 | 46 | 7560.0 | 46 | 5670.0 | 46 | 4710.0 | 46 | 4280.0 | 46 | 4040.0 | 46 | 3760.0 | 46 | 2860.0 | 46 |
| 1932 | 46500.0 | 34 | 44600.0 | 33 | 41500.0 | 33 | 34400.0 | 35 | 25800.0 | 34 | 19800.0 | 35 | 17300.0 | 34 | 15100.0 | 35 | 12700.0 | 35 | 8070.0 | 35 |
| 1933 | 103000.0 | 7 | 100000.0 | 7 | 85900.0 | 6 | 64900.0 | 5 | 45300.0 | 10 | 39100.0 | 5 | 33300.0 | 3 | 27500.0 | 4 | 24100.0 | 3 | 13900.0 | 9 |
| 1934 | 20500.0 | 42 | 19600.0 | 42 | 17100.0 | 43 | 13400.0 | 43 | 10400.0 | 43 | 7490.0 | 44 | 5810.0 | 45 | 5220.0 | 45 | 4300.0 | 45 | 3650.0 | 43 |
| 1935 | 49400.0 | 31 | 48600.0 | 31 | 47200.0 | 30 | 42100.0 | 24 | 28100.0 | 32 | 19500.0 | 37 | 17800.0 | 33 | 15600.0 | 33 | 13700.0 | 33 | 8840.0 | 30 |
| 1936 | 93400.0 | 8 | 88600.0 | 8 | 75000.0 | 11 | 50600.0 | 19 | 32100.0 | 26 | 21600.0 | 31 | 19100.0 | 32 | 15500.0 | 34 | 11400.0 | 39 | 6900.0 | 39 |
| 1937 | 73400.0 | 18 | 71400.0 | 18 | 70100.0 | 15 | 61400.0 | 8 | 46400.0 | 7 | 34600.0 | 10 | 26900.0 | 15 | 26500.0 | 7 | 22400.0 | 5 | 15100.0 | 3 |
| 1938 | 76400.0 | 16 | 74400.0 | 15 | 71000.0 | 13 | 63200.0 | 7 | 50500.0 | 4 | 37500.0 | 7 | 29000.0 | 9 | 25100.0 | 12 | 21700.0 | 10 | 13600.0 | 10 |
| 1939 | 106000.0 | 5 | 101000.0 | 6 | 84300.0 | 7 | 59000.0 | 13 | 45500.0 | 9 | 35200.0 | 8 | 31300.0 | 6 | 25700.0 | 10 | 19900.0 | 15 | 11500.0 | 20 |
| 1940 | 26000.0 | 41 | 25500.0 | 41 | 21800.0 | 41 | 18000.0 | 41 | 16700.0 | 41 | 11800.0 | 41 | 10800.0 | 41 | 10200.0 | 41 | 7910.0 | 42 | 4700.0 | 42 |
| 1941 | 16500.0 | 46 | 15800.0 | 45 | 14700.0 | 45 | 11300.0 | 45 | 8150.0 | 45 | 5900.0 | 45 | 5880.0 | 44 | 5240.0 | 44 | 4370.0 | 44 | 3040.0 | 45 |
| 1942 | 50100.0 | 30 | 49100.0 | 30 | 44700.0 | 31 | 36700.0 | 33 | 24900.0 | 37 | 24300.0 | 26 | 22500.0 | 24 | 18700.0 | 27 | 14800.0 | 29 | 9530.0 | 27 |
| 1943 | 186000.0 | 1 | 174000.0 | 1 | 147000.0 | 1 | 108000.0 | 1 | 70300.0 | 2 | 41100.0 | 2 | 32200.0 | 4 | 26900.0 | 6 | 22200.0 | 6 | 14300.0 | 6 |
| 1944 | 81700.0 | 12 | 79300.0 | 13 | 69200.0 | 16 | 59300.0 | 12 | 44400.0 | 13 | 31700.0 | 13 | 26100.0 | 18 | 22200.0 | 19 | 15400.0 | 26 | 8700.0 | 31 |
| 1945 | 52300.0 | 29 | 51600.0 | 29 | 48700.0 | 29 | 37300.0 | 32 | 25300.0 | 35 | 23400.0 | 27 | 21600.0 | 27 | 19800.0 | 24 | 15200.0 | 27 | 8670.0 | 32 |
| 1946 | 38900.0 | 38 | 38400.0 | 37 | 37000.0 | 37 | 33200.0 | 36 | 22500.0 | 38 | 19800.0 | 36 | 19400.0 | 30 | 16500.0 | 31 | 16000.0 | 23 | 10900.0 | 22 |
| 1947 | 54700.0 | 27 | 53400.0 | 27 | 48900.0 | 28 | 37600.0 | 30 | 28800.0 | 30 | 27500.0 | 22 | 23200.0 | 22 | 19100.0 | 26 | 15500.0 | 25 | 9360.0 | 28 |
| 1948 | 71500.0 | 19 | 65800.0 | 21 | 58500.0 | 21 | 48000.0 | 21 | 44000.0 | 14 | 31000.0 | 16 | 26400.0 | 16 | 21900.0 | 20 | 17000.0 | 22 | 10300.0 | 24 |
| 1949 | 66000.0 | 22 | 65600.0 | 22 | 61800.0 | 19 | 58000.0 | 14 | 47400.0 | 5 | 39300.0 | 4 | 30900.0 | 7 | 26200.0 | 8 | 20500.0 | 13 | 12500.0 | 13 |
| 1950 | 120000.0 | 3 | 115000.0 | 3 | 105000.0 | 2 | 104000.0 | 2 | 81400.0 | 1 | 63800.0 | 1 | 51300.0 | 1 | 48600.0 | 1 | 36800.0 | 1 | 22800.0 | 1 |
| 1951 | 91900.0 | 9 | 87900.0 | 10 | 76800.0 | 9 | 57500.0 | 15 | 39100.0 | 17 | 30200.0 | 17 | 26200.0 | 17 | 24300.0 | 15 | 21900.0 | 7 | 14900.0 | 5 |
| 1952 | 43700.0 | 35 | 42600.0 | 35 | 40200.0 | 35 | 39700.0 | 28 | 33200.0 | 23 | 26800.0 | 25 | 26000.0 | 19 | 25500.0 | 11 | 23100.0 | 4 | 14100.0 | 7 |
| 1953 | 38200.0 | 39 | 37400.0 | 39 | 35300.0 | 39 | 29700.0 | 38 | 25800.0 | 33 | 19900.0 | 34 | 16700.0 | 35 | 14400.0 | 37 | 12300.0 | 36 | 7810.0 | 37 |
| 1954 | 18700.0 | 44 | 17600.0 | 44 | 15700.0 | 44 | 12500.0 | 44 | 10300.0 | 44 | 7990.0 | 43 | 7420.0 | 43 | 6510.0 | 43 | 5240.0 | 43 | 3490.0 | 44 |
| 1955 | 31100.0 | 40 | 30600.0 | 40 | 29100.0 | 40 | 24400.0 | 40 | 19600.0 | 40 | 15800.0 | 40 | 13700.0 | 40 | 13300.0 | 39 | 11700.0 | 37 | 7870.0 | 36 |
| 1956 | 39100.0 | 37 | 38400.0 | 38 | 35400.0 | 38 | 29800.0 | 37 | 24900.0 | 36 | 18500.0 | 38 | 15300.0 | 39 | 15700.0 | 32 | 13100.0 | 34 | 9240.0 | 29 |
| 1957 | 79900.0 | 14 | 73800.0 | 16 | 58500.0 | 22 | 44800.0 | 22 | 38500.0 | 19 | 30200.0 | 18 | 28000.0 | 11 | 27100.0 | 5 | 20600.0 | 12 | 12000.0 | 15 |
| 1958 | 125000.0 | 2 | 120000.0 | 2 | 105000.0 | 3 | 75100.0 | 4 | 47100.0 | 6 | 38500.0 | 6 | 30600.0 | 8 | 24500.0 | 13 | 18900.0 | 18 | 15000.0 | 4 |
| 1959 | 107000.0 | 4 | 103000.0 | 4 | 91100.0 | 5 | 64600.0 | 6 | 45200.0 | 11 | 34700.0 | 9 | 31400.0 | 5 | 28800.0 | 2 | 21600.0 | 11 | 13000.0 | 12 |
| 1960 | 46700.0 | 33 | 43100.0 | 34 | 37600.0 | 36 | 28000.0 | 39 | 21300.0 | 39 | 16500.0 | 39 | 15600.0 | 38 | 14700.0 | 36 | 14000.0 | 31 | 9770.0 | 26 |
| 1961 | 74200.0 | 17 | 72900.0 | 17 | 66100.0 | 17 | 51700.0 | 17 | 44900.0 | 12 | 32600.0 | 11 | 27600.0 | 13 | 23400.0 | 17 | 17700.0 | 19 | 10100.0 | 25 |
| 1962 | 53300.0 | 28 | 51800.0 | 28 | 49000.0 | 27 | 40200.0 | 27 | 33400.0 | 22 | 28700.0 | 20 | 24600.0 | 20 | 21100.0 | 21 | 17600.0 | 20 | 11700.0 | 16 |
| 1963 | 64800.0 | 23 | 63400.0 | 23 | 58000.0 | 23 | 44100.0 | 23 | 31500.0 | 27 | 21300.0 | 33 | 16100.0 | 36 | 13100.0 | 40 | 9730.0 | 40 | 5950.0 | 40 |
| 1964 | 81300.0 | 13 | 79800.0 | 12 | 74200.0 | 12 | 55300.0 | 16 | 39100.0 | 18 | 29100.0 | 19 | 22100.0 | 26 | 18500.0 | 28 | 13700.0 | 32 | 7650.0 | 38 |
| 1965 | 43100.0 | 36 | 42500.0 | 36 | 40800.0 | 34 | 35400.0 | 34 | 28600.0 | 31 | 23100.0 | 29 | 20800.0 | 28 | 18300.0 | 29 | 14200.0 | 30 | 8410.0 | 34 |
| 1966 | 19800.0 | 43 | 19000.0 | 43 | 17600.0 | 42 | 15000.0 | 42 | 14100.0 | 42 | 10300.0 | 42 | 9160.0 | 42 | 8670.0 | 42 | 8000.0 | 41 | 5210.0 | 41 |
| 1967 | 68000.0 | 21 | 67000.0 | 19 | 63500.0 | 18 | 51000.0 | 18 | 33100.0 | 24 | 22100.0 | 30 | 19500.0 | 29 | 20800.0 | 23 | 19100.0 | 16 | 11100.0 | 21 |
| 1968 | 85400.0 | 11 | 83400.0 | 11 | 75500.0 | 10 | 60100.0 | 11 | 39200.0 | 16 | 32400.0 | 12 | 27500.0 | 14 | 23700.0 | 16 | 21700.0 | 8 | 14100.0 | 8 |
| 1969 | 91000.0 | 10 | 88600.0 | 9 | 77700.0 | 8 | 60400.0 | 10 | 42200.0 | 15 | 27500.0 | 23 | 22900.0 | 23 | 20900.0 | 22 | 17400.0 | 21 | 11600.0 | 19 |
| 1970 | 70500.0 | 20 | 67000.0 | 20 | 60100.0 | 20 | 48300.0 | 20 | 36200.0 | 20 | 27500.0 | 24 | 22200.0 | 25 | 19700.0 | 25 | 15900.0 | 24 | 11700.0 | 17 |
| 1971 | 47400.0 | 32 | 46300.0 | 32 | 43500.0 | 32 | 37400.0 | 31 | 28900.0 | 29 | 21500.0 | 32 | 16100.0 | 37 | 14100.0 | 38 | 11700.0 | 38 | 8470.0 | 33 |
| 1972 | 58500.0 | 24 | 57100.0 | 24 | 51100.0 | 24 | 40900.0 | 25 | 33100.0 | 25 | 23400.0 | 28 | 19300.0 | 31 | 16600.0 | 30 | 15100.0 | 28 | 10500.0 | 23 |
| 1973 | 56700.0 | 26 | 55400.0 | 26 | 49700.0 | 26 | 38400.0 | 29 | 35000.0 | 21 | 31300.0 | 14 | 27700.0 | 12 | 26000.0 | 9 | 26600.0 | 2 | 19300.0 | 2 |

STATISTICS ON NORMAL MONTHLY MEANS(ALL DAYS)

| OCT | NOV | DEC | JAN | FEB | MARCH | APRIL | MAY | JUNE | JULY | AUG | SEPT |
|---|---|---|---|---|---|---|---|---|---|---|---|
| BY ROWS(MEAN,VARIANCE,STANDARD DEVIATION, SKEWNESS, COEFF. OF VARIATION,PERCENTAGE OF AVERAGE FLOW) | | | | | | | | | | | |
| 0.4137E+04 | 0.5594E+04 | 0.9012E+04 | 0.1387E+05 | 0.1530E+05 | 0.1702E+05 | 0.1913E+05 | 0.1542E+05 | 0.1087E+05 | 0.7585E+04 | 0.4294E+04 | 0.3266E+04 |
| 0.1200E+08 | 0.2743E+08 | 0.9255E+08 | 0.2380E+09 | 0.1418E+09 | 0.7578E+08 | 0.1134E+09 | 0.1244E+09 | 0.5185E+08 | 0.3371E+08 | 0.1147E+08 | 0.5293E+07 |
| 0.3464E+04 | 0.5238E+04 | 0.9620E+04 | 0.1543E+05 | 0.1191E+05 | 0.8705E+04 | 0.1065E+05 | 0.1115E+05 | 0.7201E+04 | 0.5806E+04 | 0.3386E+04 | 0.2301E+04 |
| 0.1903E+01 | 0.2786E+01 | 0.2023E+01 | 0.2405E+01 | 0.1058E+01 | 0.3866E+00 | 0.4901E+00 | 0.2373E+01 | 0.2377E+01 | 0.1862E+01 | 0.3196E+01 | 0.3165E+01 |
| 0.8373E+00 | 0.9363E+00 | 0.1068E+01 | 0.1113E+01 | 0.7783E+00 | 0.5114E+00 | 0.5566E+00 | 0.7234E+00 | 0.6622E+00 | 0.7654E+00 | 0.7886E+00 | 0.7045E+00 |
| 0.3297E+01 | 0.4457E+01 | 0.7181E+01 | 0.1105E+02 | 0.1219E+02 | 0.1356E+02 | 0.1524E+02 | 0.1229E+02 | 0.8665E+01 | 0.6044E+01 | 0.3421E+01 | 0.2602E+01 |

STATISTICS ON NORMAL ANNUAL MEANS(ALL DAYS)

| MEAN | VARIANCE | STANDARD DEVIATION | SKEWNESS | COEFF. OF VARIATION | SERIAL CORR |
|---|---|---|---|---|---|
| 0.1043E+05 | 0.1643E+08 | 0.4053E+04 | 0.3981E+00 | 0.3886E+00 | 0.2858E+00 |

STATISTICS ON LOG MONTHLY MEANS(ALL DAYS)

| OCT | NOV | DEC | JAN | FEB | MARCH | APRIL | MAY | JUNE | JULY | AUG | SEPT |
|---|---|---|---|---|---|---|---|---|---|---|---|
| BY ROWS(MEAN,VARIANCE,STANDARD DEVIATION, SKEWNESS, COEFF. OF VARIATION,PERCENTAGE OF AVERAGE FLOW) | | | | | | | | | | | |
| 0.3564E+01 | 0.3622E+01 | 0.3763E+01 | 0.3926E+01 | 0.4039E+01 | 0.4162E+01 | 0.4208E+01 | 0.4098E+01 | 0.3957E+01 | 0.3775E+01 | 0.3547E+01 | 0.3443E+01 |
| 0.9069E-01 | 0.1013E+00 | 0.1644E+00 | 0.2001E+00 | 0.1469E+00 | 0.7204E-01 | 0.6966E-01 | 0.8162E-01 | 0.7388E-01 | 0.9394E-01 | 0.6933E-01 | 0.5772E-01 |
| 0.3611E+00 | 0.3182E+00 | 0.4055E+00 | 0.4474E+00 | 0.3833E+00 | 0.2684E+00 | 0.2639E+00 | 0.2857E+00 | 0.2718E+00 | 0.3065E+00 | 0.2633E+00 | 0.2402E+00 |
| 0.5958E+00 | 0.5137E+00 | 0.3214E+00 | 0.2868E-01 | -0.2949E+00 | -0.8281E+00 | -0.1762E+00 | -0.1410E+00 | -0.3595E+00 | 0.6322E-02 | 0.4122E+00 | 0.4303E+00 |
| 0.8594E-01 | 0.8785E-01 | 0.1077E+00 | 0.1139E+00 | 0.9489E-01 | 0.6449E-01 | 0.6271E-01 | 0.6972E-01 | 0.6869E-01 | 0.8119E-01 | 0.7423E-01 | 0.6977E-01 |
| 0.7610E+01 | 0.7866E+01 | 0.8172E+01 | 0.8527E+01 | 0.8772E+01 | 0.9039E+01 | 0.9140E+01 | 0.8899E+01 | 0.8594E+01 | 0.8198E+01 | 0.7703E+01 | 0.7478E+01 |

STATISTICS ON LOG ANNUAL MEANS(ALL DAYS)

| MEAN | VARIANCE | STANDARD DEVIATION | SKEWNESS | COEFF. OF VARIATION | SERIAL CORR |
|---|---|---|---|---|---|
| 0.3980E+01 | 0.3927E-01 | 0.1982E+00 | -0.1020E+01 | 0.4979E-01 | 0.2248E+00 |

ANNUAL PEAKS

| | | | | | | | |
|---|---|---|---|---|---|---|---|
| 1828 | 159000 | 1912 | 64700 | 1933 | 106000 | 1954 | 18900 |
| 1858 | 138000 | 1913 | 245000 | 1934 | 20700 | 1955 | 31100 |
| 1867 | 123000 | 1914 | 44300 | 1935 | 49400 | 1956 | 39100 |
| 1875 | 139000 | 1915 | 31900 | 1936 | 95600 | 1957 | 82000 |
| 1883 | 151000 | 1916 | 95200 | 1937 | 74400 | 1958 | 125000 |
| 1892 | 76500 | 1917 | 34500 | 1938 | 77400 | 1959 | 109000 |
| 1893 | 78500 | 1918 | 61600 | 1939 | 107000 | 1960 | 47900 |
| 1894 | 27000 | 1919 | 88600 | 1940 | 26200 | 1961 | 74200 |
| 1895 | 12700 | 1920 | 79500 | 1941 | 16700 | 1962 | 53300 |
| 1896 | 44900 | 1921 | 46900 | 1942 | 50900 | 1963 | 65900 |
| 1897 | 53300 | 1922 | 112000 | 1943 | 189000 | 1964 | 82400 |
| 1902 | 59300 | 1923 | 63100 | 1944 | 83000 | 1965 | 43100 |
| 1903 | 66400 | 1924 | 65500 | 1945 | 53100 | 1966 | 20400 |
| 1904 | 127000 | 1925 | 73600 | 1946 | 38900 | 1967 | 68100 |
| 1905 | 48100 | 1926 | 71800 | 1947 | 54700 | 1968 | 86500 |
| 1906 | 61200 | 1927 | 73600 | 1948 | 72500 | 1969 | 92500 |
| 1907 | 115000 | 1928 | 78600 | 1949 | 66900 | 1970 | 71200 |
| 1908 | 98600 | 1929 | 58800 | 1950 | 122000 | 1971 | 47700 |
| 1909 | 49700 | 1930 | 104000 | 1951 | 91900 | 1972 | 58900 |
| 1910 | 60800 | 1931 | 19400 | 1952 | 43700 | 1973 | 57100 |
| 1911 | 28100 | 1932 | 47200 | 1953 | 38800 | | |

## 03342000 Wabash River at Riverton, Ind.

LOCATION.--Lat 39°01'13", long 87°34'07", in NE¼SW¼ sec.30, T.7 N., R.10 W., Sullivan County, on left bank at downstream side of Illinois Central Railroad bridge at Riverton, 0.6 mile (1.0 km) downstream from Turtle Creek, and at mile 162.0 (260.7 km).

DRAINAGE AREA.--13,161 mi² (34,087 km²).

REMARKS.--Natural flow of stream affected by storage reservoirs and power development.

### DURATION TABLE OF DAILY DISCHARGE FOR YEAR ENDING SEPTEMBER 30

| CLASS | 0 | 1 | 2 | 3 | 4 | 5 | 6 | 7 | 8 | 9 | 10 | 11 | 12 | 13 | 14 | 15 | 16 | 17 | 18 | 19 | 20 | 21 | 22 | 23 | 24 | 25 | 26 | 27 | 28 | 29 | 30 | 31 | 32 | 33 | 34 | |
|---|---|---|---|---|---|---|---|---|---|---|---|---|---|---|---|---|---|---|---|---|---|---|---|---|---|---|---|---|---|---|---|---|---|---|---|---|
| YEAR | NUMBER OF DAYS IN CLASS | | | | | | | | | | | | | | | | | | | | | | | | | | | | | | | | | | | CFS-DAYS |
| 1939 | | | | | | 11 | 7 | 22 | 36 | 29 | 19 | 10 | 21 | 20 | 32 | 28 | 15 | 17 | 7 | 11 | 10 | 7 | 9 | 11 | 14 | 10 | 3 | 3 | 3 | 4 | 3 | 3 | | | | 4696700.0 |
| 1940 | | | 13 | 30 | 63 | 44 | 33 | 11 | 13 | 9 | 13 | 20 | 24 | 28 | 14 | 5 | 8 | 5 | 8 | 5 | 8 | 12 | | | | | | | | | | | | | | 1841030.0 |
| 1941 | | 11 | 29 | 21 | 34 | 14 | 45 | 43 | 58 | 25 | 21 | 19 | 11 | 8 | 8 | 8 | 2 | 3 | 4 | 1 | | | | | | | | | | | | | | | | 1170370.0 |
| 1942 | | 2 | 2 | | 1 | 1 | 5 | 5 | 33 | 36 | 33 | 34 | 32 | 27 | 28 | 20 | 19 | 11 | 8 | 9 | 9 | 6 | 16 | 16 | 8 | 4 | | | | | | | | | | 3796746.0 |
| 1943 | | | | | | | | 9 | 16 | 14 | 31 | 21 | 22 | 33 | 33 | 38 | 32 | 23 | 15 | 20 | 11 | 6 | 12 | 6 | 4 | 3 | 3 | 2 | 1 | 2 | 2 | 1 | 2 | 1 | 2 | 5523390.0 |
| 1944 | | | | | 9 | 17 | 25 | 77 | 57 | 27 | 14 | 7 | 5 | 8 | 8 | 4 | 7 | 9 | 13 | 10 | 17 | 16 | 10 | 3 | 4 | 2 | 3 | 9 | 2 | 3 | | | | | | 3362660.0 |
| 1945 | | | | 56 | 61 | 11 | 9 | 4 | 18 | 7 | 10 | 12 | 11 | 9 | 22 | 14 | 23 | 19 | 16 | 10 | 9 | 10 | 7 | 11 | 6 | 8 | 2 | | | | | | | | | 3471440.0 |
| 1946 | | | | | | 7 | 18 | 8 | 13 | 11 | 15 | 8 | 18 | 25 | 31 | 38 | 21 | 16 | 22 | 16 | 28 | 14 | 19 | 24 | 9 | 4 | | | | | | | | | | 4204400.0 |
| 1947 | | | | 3 | 15 | 6 | 5 | 21 | 38 | 26 | 41 | 34 | 18 | 14 | 20 | 12 | 16 | 9 | 11 | 17 | 15 | 10 | 13 | 6 | 5 | 6 | 4 | | | | | | | | | 3676750.0 |
| 1948 | | | | | 4 | 3 | 30 | 17 | 37 | 42 | 23 | 20 | 18 | 21 | 15 | 30 | 13 | 14 | 6 | 8 | 14 | 8 | 13 | 5 | 7 | 10 | 3 | 3 | 2 | | | | | | | 4080100.0 |
| 1949 | | | | | 5 | 16 | 19 | 18 | 11 | 9 | 15 | 12 | 22 | 35 | 36 | 38 | 21 | 11 | 11 | 10 | 6 | 16 | 5 | 10 | 15 | 5 | 11 | 6 | 2 | | | | | | | 5014020.0 |
| 1950 | | | | | | | 5 | | 3 | 2 | 29 | 31 | 17 | 22 | 20 | 23 | 17 | 15 | 7 | 10 | 12 | 31 | 34 | 10 | 19 | 10 | 13 | 13 | 5 | 5 | 10 | 2 | | | | 8885790.0 |
| 1951 | | | | | | | | 3 | 10 | 10 | 11 | 26 | 22 | 40 | 33 | 33 | 18 | 8 | 16 | 20 | 27 | 25 | 21 | 18 | 12 | 2 | 2 | 2 | 1 | 4 | 1 | | | | | 5836370.0 |
| 1952 | | | | | | | 7 | 19 | 13 | 20 | 26 | 19 | 16 | 20 | 16 | 14 | 26 | 27 | 18 | 11 | 11 | 23 | 26 | 28 | 18 | 8 | | | | | | | | | | 5547060.0 |
| 1953 | | | | | | 27 | 4 | 32 | 28 | 10 | 10 | 16 | 33 | 33 | 37 | 30 | 18 | 19 | 12 | 7 | 9 | 10 | 11 | 11 | 3 | 5 | | | | | | | | | | 3041180.0 |
| 1954 | | | | 38 | 89 | 6 | 35 | 34 | 37 | 18 | 25 | 14 | 11 | 17 | 13 | 10 | 8 | 5 | 2 | 3 | | | | | | | | | | | | | | | | 1286270.0 |
| 1955 | | | | 6 | 14 | 7 | 18 | 27 | 23 | 19 | 37 | 22 | 23 | 25 | 21 | 16 | 27 | 24 | 17 | 18 | 7 | 5 | 9 | | | | | | | | | | | | | 2838060.0 |
| 1956 | | | | 4 | 14 | 2 | 12 | 15 | 29 | 21 | 24 | 21 | 25 | 23 | 23 | 26 | 28 | 27 | 15 | 12 | 15 | 12 | 6 | 10 | 2 | | | | | | | | | | | 3447380.0 |
| 1957 | | | | 20 | 34 | 9 | 14 | 9 | 17 | 20 | 15 | 23 | 26 | 16 | 8 | 12 | 14 | 13 | 11 | 13 | 9 | 12 | 16 | 9 | 22 | 9 | 8 | 3 | 3 | | | | | | | 4998080.0 |
| 1958 | | | | | | | | | 10 | 9 | 9 | 28 | 36 | 43 | 35 | 34 | 27 | 19 | 15 | 15 | 9 | 10 | 12 | 15 | 10 | 10 | 4 | 6 | 2 | 2 | 4 | 1 | | | | 5998610.0 |
| 1959 | | | | | 6 | 3 | 15 | 20 | 24 | 36 | 21 | 34 | 26 | 12 | 7 | 5 | 9 | 13 | 18 | 20 | 16 | 24 | 32 | 4 | 4 | 3 | 5 | 2 | 1 | 2 | 3 | | | | | 5039030.0 |
| 1960 | | | | | | | 6 | 29 | 19 | 13 | 21 | 18 | 19 | 33 | 33 | 27 | 46 | 37 | 15 | 10 | 8 | 7 | 6 | 8 | 9 | 2 | | | | | | | | | | 3788800.0 |
| 1961 | | | | | 25 | 19 | 60 | 31 | 6 | 23 | 25 | 18 | 14 | 16 | 19 | 9 | 10 | 8 | 13 | 9 | 9 | 6 | 9 | 12 | 5 | 6 | 8 | 5 | | | | | | | | 3809530.0 |
| 1962 | | | | | | | | | 7 | 40 | 30 | 25 | 31 | 32 | 25 | 24 | 26 | 16 | 22 | 19 | 7 | 11 | 13 | 13 | 17 | 3 | 4 | | | | | | | | | 4649850.0 |
| 1963 | | | | | 34 | 15 | 69 | 46 | 49 | 22 | 19 | 17 | 14 | 12 | 7 | 6 | 11 | 6 | 8 | 4 | 4 | 3 | 4 | 3 | 3 | 3 | 3 | 3 | | | | | | | | 2384510.0 |
| 1964 | | 7 | 22 | 15 | 75 | 26 | 32 | 14 | 14 | 8 | 19 | 18 | 11 | 9 | 15 | 6 | 11 | 7 | 6 | 10 | 5 | 7 | 12 | 5 | 2 | 2 | 2 | 2 | 4 | | | | | | | 2835820.0 |
| 1965 | | | | | 64 | 16 | 49 | 12 | 6 | 6 | 18 | 27 | 14 | 15 | 18 | 12 | 11 | 12 | 12 | 30 | 6 | 14 | 13 | 4 | 6 | | | | | | | | | | | 3123320.0 |
| 1966 | | | 2 | 5 | 29 | 13 | 16 | 30 | 62 | 30 | 27 | 30 | 17 | 21 | 17 | 14 | 12 | 12 | 9 | 12 | 6 | 1 | | | | | | | | | | | | | | 1989440.0 |
| 1967 | | | | | 32 | 18 | 32 | 15 | 21 | 13 | 15 | 9 | 14 | 21 | 13 | 22 | 18 | 12 | 10 | 14 | 20 | 15 | 25 | 12 | 2 | 3 | 2 | 2 | 5 | | | | | | | 4439050.0 |
| 1968 | | | | | | | 18 | 23 | 28 | 12 | 14 | 5 | 16 | 30 | 39 | 24 | 20 | 16 | 16 | 18 | 14 | 14 | 17 | 4 | 8 | 7 | 10 | 7 | 2 | 4 | | | | | | 5572290.0 |
| 1969 | | | | | | | | 12 | 29 | 21 | 16 | 13 | 12 | 44 | 35 | 36 | 26 | 21 | 18 | 17 | 20 | 15 | 11 | 3 | 2 | 2 | 3 | 2 | 3 | 4 | | | | | | 4690120.0 |
| 1970 | | | | | | | 1 | 14 | 9 | 8 | 35 | 20 | 31 | 19 | 40 | 34 | 42 | 15 | 11 | 14 | 26 | 15 | 15 | 5 | 1 | 3 | 2 | 3 | 2 | | | | | | | 4473030.0 |
| 1971 | | | | | 2 | 2 | 8 | 17 | 16 | 15 | 34 | 36 | 49 | 49 | 31 | 25 | 15 | 21 | 4 | 8 | 6 | 8 | 6 | 3 | 5 | 5 | | | | | | | | | | 3200840.0 |
| 1972 | | | | | | | | 5 | 31 | 32 | 28 | 18 | 33 | 27 | 32 | 27 | 27 | 25 | 9 | 21 | 13 | 5 | 10 | 10 | 4 | 3 | 4 | 2 | | | | | | | 4073040.0 |
| 1973 | | | | | | | | | | | 19 | 6 | 11 | 11 | 10 | 25 | 36 | 28 | 14 | 21 | 42 | 48 | 32 | 16 | 25 | 16 | 3 | 2 | | | | | | | 7498770.0 |

| CLASS | CFS | TOTAL | ACCUM | PERCT | CLASS | CFS | TOTAL | ACCUM | PERCT | CLASS | CFS | TOTAL | ACCUM | PERCT | CLASS | CFS | TOTAL | ACCUM | PERCT |
|---|---|---|---|---|---|---|---|---|---|---|---|---|---|---|---|---|---|---|---|
| 0 | 0.00 | 0 | 12784 | 100.0 | 9 | 3200.00 | 624 | 9458 | 74.0 | 18 | 14000.0 | 409 | 3098 | 24.2 | 27 | 61000 | 70 | 168 | 1.3 |
| 1 | 858.00 | 20 | 12784 | 100.0 | 10 | 3700.00 | 745 | 8834 | 69.1 | 19 | 16000.0 | 473 | 2689 | 21.0 | 28 | 71000 | 40 | 98 | .7 |
| 2 | 1000.00 | 68 | 12764 | 99.8 | 11 | 4400.00 | 727 | 8089 | 63.3 | 20 | 19000.0 | 411 | 2216 | 17.3 | 29 | 84000 | 26 | 58 | .4 |
| 3 | 1200.00 | 207 | 12696 | 99.3 | 12 | 5200.00 | 732 | 7362 | 57.6 | 21 | 23000.0 | 428 | 1805 | 14.1 | 30 | 99000 | 23 | 32 | .2 |
| 4 | 1400.00 | 663 | 12489 | 97.7 | 13 | 6100.00 | 840 | 6630 | 51.9 | 22 | 27000.0 | 444 | 1377 | 10.8 | 31 | 120000 | 4 | 9 | |
| 5 | 1700.00 | 285 | 11826 | 92.5 | 14 | 7200.00 | 786 | 5790 | 45.3 | 23 | 32000.0 | 276 | 933 | 7.3 | 32 | 140000 | 2 | 5 | |
| 6 | 1900.00 | 682 | 11541 | 90.3 | 15 | 8500.00 | 690 | 5004 | 39.1 | 24 | 37000.0 | 242 | 657 | 5.1 | 33 | 160000 | 1 | 3 | |
| 7 | 2300.00 | 637 | 10859 | 84.9 | 16 | 10000.00 | 680 | 4314 | 33.7 | 25 | 44000.0 | 139 | 415 | 3.2 | 34 | 190000 | 2 | 2 | |
| 8 | 2700.00 | 764 | 10222 | 80.0 | 17 | 12000.00 | 536 | 3634 | 28.4 | 26 | 52000.0 | 108 | 276 | 2.2 | | | | | |

### LOWEST MEAN DISCHARGE, IN CFS, AND RANKING, FOR THE FOLLOWING NUMBER OF CONSECUTIVE DAYS IN YEAR ENDING MARCH 31

| YEAR | 1 | | 3 | | 7 | | 14 | | 30 | | 60 | | 90 | | 120 | | 183 | | ANNUAL | |
|---|---|---|---|---|---|---|---|---|---|---|---|---|---|---|---|---|---|---|---|---|
| 1940 | 1470.00 | 12 | 1490.00 | 12 | 1500.00 | 12 | 1520.00 | 12 | 1590.00 | 10 | 1770.00 | 10 | 1850.00 | 9 | 1810.00 | 6 | 2310.00 | 6 | 7580.00 | 8 |
| 1941 | 1030.00 | 3 | 1030.00 | 3 | 1050.00 | 3 | 1070.00 | 3 | 1190.00 | 3 | 1260.00 | 2 | 1360.00 | 1 | 1450.00 | 2 | 1850.00 | 4 | 4410.00 | 1 |
| 1942 | 858.00 | 1 | 858.00 | 1 | 870.00 | 1 | 900.00 | 1 | 1170.00 | 2 | 1250.00 | 1 | 1540.00 | 6 | 2140.00 | 10 | 3230.00 | 14 | 7580.00 | 9 |
| 1943 | 2360.00 | 26 | 2400.00 | 26 | 2480.00 | 26 | 2580.00 | 26 | 2990.00 | 25 | 3240.00 | 24 | 3670.00 | 22 | 4460.00 | 23 | 5830.00 | 25 | 10200.00 | 17 |
| 1944 | 1650.00 | 17 | 1770.00 | 19 | 1880.00 | 19 | 2020.00 | 18 | 2180.00 | 19 | 2210.00 | 16 | 2380.00 | 15 | 2660.00 | 14 | 3030.00 | 11 | 12400.00 | 23 |
| 1945 | 1200.00 | 5 | 1210.00 | 4 | 1230.00 | 4 | 1260.00 | 4 | 1330.00 | 4 | 1410.00 | 4 | 1470.00 | 4 | 1460.00 | 3 | 1540.00 | 1 | 8750.00 | 14 |
| 1946 | 2400.00 | 27 | 2400.00 | 27 | 2540.00 | 27 | 2800.00 | 28 | 3190.00 | 28 | 4620.00 | 32 | 5410.00 | 30 | 7160.00 | 32 | 7130.00 | 28 | 14400.00 | 26 |
| 1947 | 1390.00 | 10 | 1390.00 | 10 | 1420.00 | 10 | 1450.00 | 9 | 1550.00 | 9 | 1720.00 | 9 | 2080.00 | 12 | 2320.00 | 12 | 3040.00 | 12 | 7310.00 | 6 |
| 1948 | 1920.00 | 20 | 1950.00 | 20 | 1970.00 | 20 | 2070.00 | 19 | 2500.00 | 22 | 2830.00 | 20 | 3100.00 | 19 | 3160.00 | 17 | 3800.00 | 17 | 11900.00 | 21 |
| 1949 | 1620.00 | 16 | 1630.00 | 16 | 1700.00 | 16 | 1790.00 | 15 | 1870.00 | 15 | 2160.00 | 15 | 2470.00 | 16 | 3330.00 | 20 | 4560.00 | 20 | 16000.00 | 29 |
| 1950 | 1960.00 | 22 | 1970.00 | 21 | 2020.00 | 21 | 2120.00 | 21 | 2520.00 | 24 | 3190.00 | 23 | 4350.00 | 27 | 5590.00 | 28 | 6280.00 | 26 | 19900.00 | 34 |
| 1951 | 3090.00 | 34 | 3140.00 | 34 | 3440.00 | 34 | 3740.00 | 34 | 4160.00 | 34 | 7260.00 | 34 | 8580.00 | 34 | 8160.00 | 34 | 9960.00 | 31 | 18300.00 | 31 |
| 1952 | 2000.00 | 23 | 2030.00 | 23 | 2170.00 | 24 | 2300.00 | 24 | 2440.00 | 21 | 3280.00 | 25 | 3800.00 | 24 | 4890.00 | 25 | 7520.00 | 29 | 14600.00 | 27 |
| 1953 | 2050.00 | 24 | 2050.00 | 24 | 2070.00 | 23 | 2150.00 | 23 | 2220.00 | 20 | 2460.00 | 19 | 2860.00 | 18 | 3200.00 | 18 | 3870.00 | 18 | 11200.00 | 20 |
| 1954 | 1270.00 | 6 | 1280.00 | 6 | 1320.00 | 6 | 1380.00 | 7 | 1400.00 | 6 | 1420.00 | 5 | 1440.00 | 3 | 1460.00 | 4 | 1740.00 | 2 | 5040.00 | 3 |
| 1955 | 1340.00 | 7 | 1360.00 | 8 | 1380.00 | 8 | 1490.00 | 11 | 1800.00 | 12 | 2130.00 | 14 | 2270.00 | 14 | 2660.00 | 15 | 3320.00 | 15 | 6760.00 | 5 |
| 1956 | 1370.00 | 9 | 1370.00 | 9 | 1380.00 | 9 | 1460.00 | 10 | 1730.00 | 11 | 2300.00 | 17 | 3680.00 | 23 | 4450.00 | 22 | 5380.00 | 22 | 8540.00 | 11 |
| 1957 | 1340.00 | 8 | 1340.00 | 7 | 1340.00 | 7 | 1340.00 | 5 | 1360.00 | 5 | 1420.00 | 6 | 1550.00 | 7 | 1860.00 | 8 | 2550.00 | 8 | 6600.00 | 4 |
| 1958 | 2800.00 | 31 | 2800.00 | 31 | 2860.00 | 31 | 3020.00 | 31 | 3600.00 | 32 | 3870.00 | 28 | 4880.00 | 29 | 5910.00 | 29 | 11900.00 | 34 | 17800.00 | 30 |
| 1959 | 2930.00 | 32 | 2930.00 | 32 | 2950.00 | 32 | 3010.00 | 30 | 3240.00 | 30 | 4390.00 | 30 | 6110.00 | 33 | 6570.00 | 30 | 10100.00 | 32 | 18500.00 | 32 |
| 1960 | 1600.00 | 14 | 1600.00 | 13 | 1620.00 | 13 | 1790.00 | 16 | 2020.00 | 17 | 2330.00 | 18 | 2700.00 | 17 | 2930.00 | 16 | 4050.00 | 19 | 10100.00 | 16 |

WABASH RIVER AT RIVERTON, IND. (Continued)

LOWEST MEAN DISCHARGE, IN CFS, AND RANKING, FOR THE FOLLOWING NUMBER OF CONSECUTIVE DAYS IN YEAR ENDING MARCH 31

| | 1 | | 3 | | 7 | | 14 | | 30 | | 60 | | 90 | | 120 | | 183 | | ANNUAL | |
|---|---|---|---|---|---|---|---|---|---|---|---|---|---|---|---|---|---|---|---|---|
| 1961 | 1600.00 | 15 | 1600.00 | 14 | 1640.00 | 14 | 1660.00 | 13 | 1840.00 | 13 | 1870.00 | 11 | 2060.00 | 10 | 2070.00 | 9 | 2310.00 | 7 | 8650.00 | 12 |
| 1962 | 2930.00 | 33 | 3070.00 | 33 | 3340.00 | 33 | 3380.00 | 33 | 3570.00 | 31 | 3830.00 | 27 | 4120.00 | 26 | 4990.00 | 26 | 5680.00 | 24 | 15100.00 | 28 |
| 1963 | 1690.00 | 19 | 1690.00 | 17 | 1690.00 | 15 | 1720.00 | 14 | 1850.00 | 14 | 1990.00 | 12 | 2080.00 | 11 | 2270.00 | 11 | 2670.00 | 9 | 8700.00 | 13 |
| 1964 | 900.00 | 2 | 900.00 | 2 | 907.00 | 2 | 976.00 | 2 | 1080.00 | 1 | 1320.00 | 3 | 1380.00 | 2 | 1400.00 | 1 | 1830.00 | 3 | 4920.00 | 2 |
| 1965 | 1430.00 | 11 | 1430.00 | 11 | 1430.00 | 11 | 1430.00 | 8 | 1430.00 | 7 | 1500.00 | 7 | 1530.00 | 5 | 1600.00 | 5 | 2050.00 | 5 | 9010.00 | 15 |
| 1966 | 1950.00 | 21 | 1990.00 | 22 | 2060.00 | 22 | 2110.00 | 20 | 2130.00 | 18 | 2890.00 | 21 | 3160.00 | 20 | 3290.00 | 19 | 3620.00 | 16 | 7880.00 | 10 |
| 1967 | 1180.00 | 4 | 1210.00 | 5 | 1250.00 | 5 | 1350.00 | 6 | 1500.00 | 8 | 1710.00 | 8 | 1770.00 | 8 | 1850.00 | 7 | 2760.00 | 10 | 10400.00 | 18 |
| 1968 | 1660.00 | 18 | 1690.00 | 18 | 1730.00 | 17 | 1810.00 | 17 | 1910.00 | 16 | 2030.00 | 13 | 2170.00 | 13 | 2340.00 | 13 | 3160.00 | 13 | 13200.00 | 24 |
| 1969 | 2690.00 | 30 | 2780.00 | 30 | 2840.00 | 30 | 2970.00 | 29 | 3230.00 | 29 | 3420.00 | 26 | 3880.00 | 25 | 4710.00 | 24 | 6600.00 | 27 | 13800.00 | 25 |
| 1970 | 2540.00 | 29 | 2570.00 | 29 | 2630.00 | 29 | 2700.00 | 27 | 3040.00 | 26 | 4780.00 | 33 | 5970.00 | 32 | 7600.00 | 33 | 8490.00 | 30 | 11100.00 | 19 |
| 1971 | 2220.00 | 25 | 2320.00 | 25 | 2440.00 | 25 | 2500.00 | 25 | 3050.00 | 27 | 4370.00 | 29 | 4630.00 | 28 | 5170.00 | 27 | 5520.00 | 23 | 12400.00 | 22 |
| 1972 | 1520.00 | 13 | 1620.00 | 15 | 1830.00 | 18 | 2140.00 | 22 | 2510.00 | 23 | 3110.00 | 22 | 3500.00 | 21 | 3440.00 | 21 | 4680.00 | 21 | 7380.00 | 7 |
| 1973 | 2400.00 | 28 | 2440.00 | 28 | 2620.00 | 28 | 3070.00 | 32 | 3640.00 | 33 | 4620.00 | 31 | 5640.00 | 31 | 7140.00 | 31 | 10200.00 | 33 | 19500.00 | 33 |

HIGHEST MEAN DISCHARGE, IN CFS, AND RANKING, FOR THE FOLLOWING NUMBER OF CONSECUTIVE DAYS IN YEAR ENDING SEPTEMBER 30

| YEAR | 1 | | 3 | | 7 | | 15 | | 30 | | 60 | | 90 | | 120 | | 183 | | ANNUAL | |
|---|---|---|---|---|---|---|---|---|---|---|---|---|---|---|---|---|---|---|---|---|
| 1939 | 110000.0 | 4 | 107000.0 | 4 | 89600.0 | 5 | 64000.0 | 8 | 49400.0 | 5 | 39200.0 | 5 | 35100.0 | 2 | 28800.0 | 5 | 22100.0 | 10 | 12900.0 | 11 |
| 1940 | 26000.0 | 32 | 25100.0 | 32 | 23800.0 | 32 | 20100.0 | 32 | 18400.0 | 32 | 12800.0 | 32 | 11600.0 | 32 | 10800.0 | 32 | 8410.0 | 32 | 5030.0 | 33 |
| 1941 | 16000.0 | 35 | 15300.0 | 35 | 14700.0 | 35 | 11700.0 | 35 | 8380.0 | 35 | 6030.0 | 35 | 6070.0 | 35 | 5390.0 | 35 | 4550.0 | 35 | 3210.0 | 35 |
| 1942 | 50500.0 | 23 | 49300.0 | 23 | 44300.0 | 24 | 37300.0 | 25 | 26500.0 | 27 | 25900.0 | 21 | 24100.0 | 18 | 20100.0 | 21 | 16300.0 | 22 | 10400.0 | 19 |
| 1943 | 200000.0 | 1 | 187000.0 | 1 | 158000.0 | 1 | 115000.0 | 1 | 75400.0 | 2 | 44100.0 | 2 | 34400.0 | 3 | 28700.0 | 6 | 23500.0 | 7 | 15100.0 | 7 |
| 1944 | 76500.0 | 12 | 74800.0 | 12 | 67700.0 | 12 | 60600.0 | 10 | 45600.0 | 10 | 32500.0 | 13 | 26900.0 | 15 | 22900.0 | 16 | 16000.0 | 23 | 9190.0 | 25 |
| 1945 | 53200.0 | 22 | 52000.0 | 22 | 49300.0 | 22 | 40900.0 | 22 | 28700.0 | 25 | 25600.0 | 22 | 23700.0 | 19 | 21900.0 | 18 | 16900.0 | 17 | 9510.0 | 23 |
| 1946 | 37500.0 | 30 | 37300.0 | 30 | 35500.0 | 29 | 31600.0 | 28 | 23200.0 | 29 | 20500.0 | 28 | 20000.0 | 25 | 17100.0 | 25 | 16900.0 | 18 | 11500.0 | 16 |
| 1947 | 56000.0 | 20 | 55100.0 | 20 | 50400.0 | 21 | 38900.0 | 24 | 30200.0 | 23 | 29200.0 | 17 | 24800.0 | 17 | 20600.0 | 20 | 16700.0 | 19 | 10100.0 | 22 |
| 1948 | 72500.0 | 14 | 71100.0 | 14 | 65300.0 | 14 | 53400.0 | 15 | 48400.0 | 6 | 33900.0 | 12 | 28400.0 | 12 | 23700.0 | 13 | 18300.0 | 15 | 11100.0 | 17 |
| 1949 | 72700.0 | 13 | 72000.0 | 13 | 68200.0 | 11 | 61600.0 | 9 | 51500.0 | 3 | 43100.0 | 3 | 34100.0 | 4 | 28900.0 | 4 | 22500.0 | 9 | 13700.0 | 9 |
| 1950 | 120000.0 | 3 | 119000.0 | 2 | 111000.0 | 2 | 105000.0 | 2 | 84200.0 | 1 | 67700.0 | 1 | 54600.0 | 1 | 51700.0 | 1 | 39400.0 | 1 | 24300.0 | 1 |
| 1951 | 99600.0 | 6 | 97200.0 | 6 | 86700.0 | 6 | 65600.0 | 7 | 44800.0 | 11 | 34100.0 | 11 | 29500.0 | 9 | 26900.0 | 9 | 23800.0 | 6 | 16000.0 | 4 |
| 1952 | 46200.0 | 25 | 45500.0 | 25 | 43900.0 | 25 | 41600.0 | 21 | 34900.0 | 21 | 28900.0 | 19 | 28100.0 | 13 | 27300.0 | 8 | 24700.0 | 3 | 15200.0 | 5 |
| 1953 | 40800.0 | 28 | 40200.0 | 28 | 38000.0 | 27 | 32200.0 | 27 | 28500.0 | 26 | 21900.0 | 27 | 18100.0 | 26 | 15600.0 | 28 | 13200.0 | 28 | 8330.0 | 28 |
| 1954 | 17200.0 | 34 | 16400.0 | 34 | 14900.0 | 34 | 12100.0 | 34 | 10300.0 | 34 | 8020.0 | 34 | 7450.0 | 34 | 6560.0 | 34 | 5310.0 | 34 | 3520.0 | 34 |
| 1955 | 29100.0 | 31 | 28500.0 | 31 | 27500.0 | 31 | 23500.0 | 31 | 19000.0 | 31 | 15600.0 | 31 | 13400.0 | 31 | 13000.0 | 31 | 11500.0 | 30 | 7780.0 | 29 |
| 1956 | 38400.0 | 29 | 37600.0 | 29 | 34400.0 | 30 | 29800.0 | 29 | 25000.0 | 28 | 18800.0 | 29 | 15600.0 | 30 | 16000.0 | 26 | 13400.0 | 27 | 9420.0 | 24 |
| 1957 | 81300.0 | 9 | 77400.0 | 9 | 67600.0 | 13 | 53800.0 | 14 | 44800.0 | 12 | 35400.0 | 9 | 33200.0 | 5 | 31900.0 | 2 | 23900.0 | 4 | 13700.0 | 10 |
| 1958 | 126000.0 | 2 | 119000.0 | 3 | 106000.0 | 3 | 78400.0 | 3 | 49900.0 | 4 | 41900.0 | 4 | 33200.0 | 6 | 26600.0 | 10 | 20300.0 | 12 | 16400.0 | 3 |
| 1959 | 107000.0 | 5 | 103000.0 | 5 | 91000.0 | 4 | 67300.0 | 5 | 47300.0 | 9 | 36800.0 | 6 | 33000.0 | 7 | 30400.0 | 3 | 22900.0 | 8 | 13800.0 | 8 |
| 1960 | 44900.0 | 26 | 42900.0 | 26 | 37900.0 | 28 | 29600.0 | 30 | 22500.0 | 30 | 17600.0 | 30 | 16800.0 | 29 | 15700.0 | 27 | 15000.0 | 24 | 10400.0 | 20 |
| 1961 | 68800.0 | 16 | 67800.0 | 16 | 63300.0 | 16 | 56400.0 | 12 | 47800.0 | 8 | 34200.0 | 10 | 28900.0 | 11 | 24300.0 | 12 | 18300.0 | 16 | 10400.0 | 21 |
| 1962 | 55500.0 | 21 | 54700.0 | 21 | 52000.0 | 20 | 44800.0 | 20 | 37200.0 | 19 | 31700.0 | 14 | 27200.0 | 14 | 23300.0 | 15 | 19200.0 | 14 | 12700.0 | 13 |
| 1963 | 67800.0 | 17 | 66100.0 | 17 | 60400.0 | 17 | 49300.0 | 17 | 35500.0 | 20 | 23500.0 | 24 | 17700.0 | 27 | 14500.0 | 30 | 10700.0 | 31 | 6530.0 | 31 |
| 1964 | 77200.0 | 11 | 76100.0 | 11 | 71000.0 | 10 | 54900.0 | 13 | 39100.0 | 15 | 29500.0 | 16 | 22400.0 | 21 | 18600.0 | 23 | 13800.0 | 26 | 7750.0 | 30 |
| 1965 | 42200.0 | 27 | 41400.0 | 27 | 39400.0 | 26 | 34200.0 | 26 | 28800.0 | 24 | 23100.0 | 25 | 21000.0 | 24 | 18700.0 | 22 | 14500.0 | 25 | 8560.0 | 27 |
| 1966 | 23600.0 | 33 | 21600.0 | 33 | 20400.0 | 33 | 16700.0 | 33 | 15200.0 | 33 | 11000.0 | 33 | 9630.0 | 33 | 9080.0 | 33 | 8300.0 | 33 | 5450.0 | 32 |
| 1967 | 77800.0 | 10 | 76500.0 | 10 | 71600.0 | 9 | 58800.0 | 11 | 38500.0 | 16 | 24900.0 | 23 | 21600.0 | 22 | 22800.0 | 17 | 21000.0 | 11 | 12200.0 | 15 |
| 1968 | 92600.0 | 8 | 90400.0 | 8 | 82300.0 | 8 | 66800.0 | 6 | 44100.0 | 13 | 36500.0 | 7 | 30300.0 | 8 | 26000.0 | 11 | 23800.0 | 5 | 15200.0 | 6 |
| 1969 | 96600.0 | 7 | 94100.0 | 7 | 85700.0 | 7 | 69200.0 | 4 | 48400.0 | 7 | 31500.0 | 15 | 25700.0 | 16 | 23600.0 | 14 | 19400.0 | 13 | 12800.0 | 12 |
| 1970 | 71900.0 | 15 | 70700.0 | 15 | 65200.0 | 15 | 51800.0 | 16 | 38500.0 | 17 | 29000.0 | 18 | 23400.0 | 20 | 20800.0 | 19 | 16600.0 | 20 | 12300.0 | 14 |
| 1971 | 47400.0 | 24 | 46700.0 | 24 | 44700.0 | 23 | 39300.0 | 23 | 30300.0 | 22 | 22700.0 | 26 | 16900.0 | 28 | 14900.0 | 29 | 12400.0 | 29 | 8770.0 | 26 |
| 1972 | 61400.0 | 19 | 60300.0 | 19 | 56700.0 | 18 | 48000.0 | 18 | 38300.0 | 18 | 26200.0 | 20 | 21300.0 | 23 | 18200.0 | 24 | 16300.0 | 21 | 11100.0 | 18 |
| 1973 | 62500.0 | 18 | 61400.0 | 18 | 56500.0 | 19 | 45800.0 | 19 | 41300.0 | 14 | 35600.0 | 8 | 29300.0 | 10 | 28700.0 | 7 | 28700.0 | 2 | 20500.0 | 2 |

STATISTICS ON NORMAL MONTHLY MEANS(ALL DAYS)

| OCT | NOV | DEC | JAN | FEB | MARCH | APRIL | MAY | JUNE | JULY | AUG | SEPT |
|---|---|---|---|---|---|---|---|---|---|---|---|
| BY ROWS(MEAN,VARIANCE,STANDARD DEVIATION, SKEWNESS, COEFF. OF VARIATION,PERCENTAGE OF AVERAGE FLOW) | | | | | | | | | | | |
| 0.4192E+04 | 0.5843E+04 | 0.8830E+04 | 0.1296E+05 | 0.1742E+05 | 0.1883E+05 | 0.2118E+05 | 0.1706E+05 | 0.1275E+05 | 0.8496E+04 | 0.4893E+04 | 0.3488E+04 |
| 0.1203E+08 | 0.3157E+08 | 0.8635E+08 | 0.2294E+09 | 0.2137E+09 | 0.9798E+08 | 0.1209E+09 | 0.1317E+09 | 0.6324E+08 | 0.4782E+08 | 0.1602E+08 | 0.6219E+07 |
| 0.3468E+04 | 0.5619E+04 | 0.9293E+04 | 0.1515E+05 | 0.1462E+05 | 0.9899E+04 | 0.1099E+05 | 0.1148E+05 | 0.7952E+04 | 0.6915E+04 | 0.4003E+04 | 0.2494E+04 |
| 0.1872E+01 | 0.2580E+01 | 0.1887E+01 | 0.3012E+01 | 0.1040E+01 | 0.4906E+00 | 0.3301E+00 | 0.2762E+01 | 0.2330E+01 | 0.2696E+01 | 0.3297E+01 | 0.2878E+01 |
| 0.8273E+00 | 0.9617E+00 | 0.1052E+01 | 0.1169E+01 | 0.8392E+00 | 0.5256E+00 | 0.5190E+00 | 0.6729E+00 | 0.6239E+00 | 0.8139E+00 | 0.8180E+00 | 0.7148E+00 |
| 0.3084E+01 | 0.4298E+01 | 0.6495E+01 | 0.9532E+01 | 0.1281E+02 | 0.1385E+02 | 0.1558E+02 | 0.1255E+02 | 0.9377E+01 | 0.6250E+01 | 0.3600E+01 | 0.2566E+01 |

STATISTICS ON NORMAL ANNUAL MEANS(ALL DAYS)

| MEAN | VARIANCE | STANDARD DEVIATION | SKEWNESS | COEFF. OF VARIATION | SERIAL CORR |
|---|---|---|---|---|---|
| 0.1129E+05 | 0.1943E+08 | 0.4408E+04 | 0.6451E+00 | 0.3906E+00 | 0.4102E+00 |

STATISTICS ON LOG MONTHLY MEANS(ALL DAYS)

| OCT | NOV | DEC | JAN | FEB | MARCH | APRIL | MAY | JUNE | JULY | AUG | SEPT |
|---|---|---|---|---|---|---|---|---|---|---|---|
| BY ROWS(MEAN,VARIANCE,STANDARD DEVIATION, SKEWNESS, COEFF. OF VARIATION,PERCENTAGE OF AVERAGE FLOW) | | | | | | | | | | | |
| 0.3514E+01 | 0.3637E+01 | 0.3760E+01 | 0.3905E+01 | 0.4075E+01 | 0.4204E+01 | 0.4260E+01 | 0.4161E+01 | 0.4045E+01 | 0.3837E+01 | 0.3601E+01 | 0.3470E+01 |
| 0.8703E-01 | 0.1057E+00 | 0.1597E+00 | 0.1863E+00 | 0.1644E+00 | 0.7449E-01 | 0.6488E-01 | 0.6086E-01 | 0.4910E-01 | 0.7361E-01 | 0.7059E-01 | 0.5787E-01 |
| 0.2950E+00 | 0.3252E+00 | 0.3996E+00 | 0.4316E+00 | 0.4055E+00 | 0.2729E+00 | 0.2547E+00 | 0.2467E+00 | 0.2216E+00 | 0.2713E+00 | 0.2657E+00 | 0.2406E+00 |
| 0.6749E+00 | 0.5065E+00 | 0.3414E+00 | 0.1279E+00 | -0.1326E+00 | -0.8102E+00 | -0.3532E+00 | 0.9168E-01 | 0.6612E+00 | 0.5470E+00 | 0.5130E+00 | 0.6638E+00 |
| 0.8355E-01 | 0.8941E-01 | 0.1063E+00 | 0.1105E+00 | 0.9950E-01 | 0.6492E-01 | 0.5979E-01 | 0.5928E-01 | 0.5478E-01 | 0.7071E-01 | 0.7377E-01 | 0.6933E-01 |
| 0.7562E+01 | 0.7826E+01 | 0.8091E+01 | 0.8403E+01 | 0.8770E+01 | 0.9047E+01 | 0.9167E+01 | 0.8955E+01 | 0.8704E+01 | 0.8257E+01 | 0.7750E+01 | 0.7467E+01 |

STATISTICS ON LOG ANNUAL MEANS(ALL DAYS)

| MEAN | VARIANCE | STANDARD DEVIATION | SKEWNESS | COEFF. OF VARIATION | SERIAL CORR |
|---|---|---|---|---|---|
| 0.4017E+01 | 0.3597E-01 | 0.1896E+00 | -0.8749E+00 | 0.4722E-01 | 0.3961E+00 |

ANNUAL PEAKS

| | | | |
|---|---|---|---|
| 1912 | 69000 | 1956 | 38400 |
| 1913 | 250000 | 1957 | 81800 |
| 1914 | 44400 | 1958 | 128000 |
| 1939 | 110000 | 1959 | 108000 |
| 1940 | 26200 | 1960 | 45500 |
| 1941 | 16200 | 1961 | 69800 |
| 1942 | 51400 | 1962 | 55500 |
| 1943 | 201000 | 1963 | 67800 |
| 1944 | 77800 | 1964 | 78400 |
| 1945 | 53200 | 1965 | 42200 |
| 1946 | 38200 | 1966 | 24000 |
| 1947 | 57000 | 1967 | 77800 |
| 1948 | 73900 | 1968 | 93300 |
| 1949 | 73800 | 1969 | 97500 |
| 1950 | 121000 | 1970 | 73100 |
| 1951 | 101000 | 1971 | 47600 |
| 1952 | 46900 | 1972 | 61700 |
| 1953 | 40800 | 1973 | 62600 |
| 1954 | 17400 | | |
| 1955 | 29100 | | |

## 03342100 Busseron Creek near Hymera, Ind.

LOCATION.--Lat 39°12'54", long 87°18'41", in NW¼NW¼ sec.21, T.9 N., R.8 W., Sullivan County, on right bank at downstream side of bridge on County Road 900 North, 1.9 miles (3.1 km) northwest of Hymera, and 3.9 miles (6.3 km) upstream from West Fork Busseron Creek.

DRAINAGE AREA.--16.7 $mi^2$ (43.3 $km^2$).

REMARKS.--Flow affected by Soil Conservation Service floodwater-retarding structures.

### DURATION TABLE OF DAILY DISCHARGE FOR YEAR ENDING SEPTEMBER 30

| CLASS | 0 | 1 | 2 | 3 | 4 | 5 | 6 | 7 | 8 | 9 | 10 | 11 | 12 | 13 | 14 | 15 | 16 | 17 | 18 | 19 | 20 | 21 | 22 | 23 | 24 | 25 | 26 | 27 | 28 | 29 | 30 | 31 | 32 | 33 | 34 | |
|---|---|---|---|---|---|---|---|---|---|---|---|---|---|---|---|---|---|---|---|---|---|---|---|---|---|---|---|---|---|---|---|---|---|---|---|---|
| YEAR | NUMBER OF DAYS IN CLASS | | | | | | | | | | | | | | | | | | | | | | | | | | | | | | | | | | | CFS-DAYS |
| 1966 | 69 | | | | | | 9 | 17 | 6 | 5 | 1 | 1 | | 1 | 3 | 1 | 2 | 1 | | 1 | 1 | | 3 | | | 1 | | | | | | | | | | 315.5 |
| 1967 | 25 | | | 4 | 8 | 5 | 55 | 18 | 6 | 11 | 11 | 2 | 7 | 11 | 12 | 21 | 17 | 22 | 21 | 21 | 23 | 15 | 14 | 11 | 10 | 4 | 6 | 2 | 2 | | 1 | | | | | 7442.7 |
| 1968 | | | 3 | 4 | 2 | 4 | 24 | 24 | 17 | 52 | 37 | 12 | 18 | 12 | 17 | 9 | 12 | 20 | 9 | 20 | 15 | 17 | 13 | 9 | 5 | 4 | 1 | 2 | 3 | | 1 | | | | | 6132.6 |
| 1969 | | | | 1 | 12 | 8 | 4 | 20 | 24 | 18 | 24 | 12 | 13 | 17 | 17 | 22 | 22 | 29 | 20 | 26 | 21 | 12 | 18 | 8 | 2 | 7 | 2 | 1 | 2 | 1 | 1 | 1 | | | | 7724.3 |
| 1970 | 2 | 11 | | 11 | 13 | 14 | 32 | 6 | 6 | 12 | 8 | 12 | 7 | 9 | 18 | 29 | 26 | 18 | 26 | 23 | 16 | 19 | 16 | 17 | 3 | 6 | 2 | | 3 | | | | | | | 6285.4 |
| 1971 | 9 | | 3 | 6 | 5 | 3 | 23 | 24 | 27 | 49 | 33 | 9 | 25 | 24 | 21 | 25 | 15 | 14 | 10 | 10 | 8 | 4 | 3 | 3 | 5 | 6 | | | | | 1 | | | | | 3075.8 |
| 1972 | | 6 | 8 | 44 | 33 | 20 | 22 | 10 | 3 | 10 | 17 | 12 | 26 | 25 | 29 | 17 | 11 | 8 | 9 | 10 | 11 | 8 | 7 | 8 | 3 | 2 | 6 | | | 1 | | | | | | 3912.2 |
| 1973 | | | 3 | 2 | | 7 | 5 | 12 | 6 | 8 | 9 | 15 | 19 | 15 | 11 | 20 | 17 | 21 | 16 | 22 | 36 | 28 | 28 | 22 | 15 | 10 | 9 | 3 | 3 | | 2 | 1 | | | | 13169.2 |

| CLASS | CFS | TOTAL | ACCUM | PERCT | CLASS | CFS | TOTAL | ACCUM | PERCT | CLASS | CFS | TOTAL | ACCUM | PERCT | CLASS | CFS | TOTAL | ACCUM | PERCT |
|---|---|---|---|---|---|---|---|---|---|---|---|---|---|---|---|---|---|---|---|
| 0 | 0.00 | 105 | 2679 | 100.0 | 9 | 0.40 | 165 | 1934 | 72.2 | 18 | 9.5 | 111 | 798 | 29.8 | 27 | 210 | 8 | 31 | 1.1 |
| 1 | 0.01 | 17 | 2574 | 96.1 | 10 | 0.60 | 140 | 1769 | 66.0 | 19 | 13.0 | 133 | 687 | 25.6 | 28 | 290 | 13 | 23 | .8 |
| 2 | 0.02 | 17 | 2557 | 95.4 | 11 | 0.90 | 75 | 1629 | 60.8 | 20 | 19.0 | 131 | 554 | 20.7 | 29 | 410 | 2 | 10 | .3 |
| 3 | 0.03 | 72 | 2540 | 94.8 | 12 | 1.20 | 115 | 1554 | 58.0 | 21 | 27.0 | 103 | 423 | 15.8 | 30 | 580 | 6 | 8 | .2 |
| 4 | 0.05 | 73 | 2468 | 92.1 | 13 | 1.70 | 114 | 1439 | 53.7 | 22 | 37.0 | 102 | 320 | 11.9 | 31 | 820 | 2 | 2 | |
| 5 | 0.07 | 61 | 2395 | 89.4 | 14 | 2.40 | 128 | 1325 | 49.5 | 23 | 53.0 | 78 | 218 | 8.1 | 32 | | | | |
| 6 | 0.10 | 174 | 2334 | 87.1 | 15 | 3.40 | 144 | 1197 | 44.7 | 24 | 74.0 | 43 | 140 | 5.2 | 33 | | | | |
| 7 | 0.20 | 131 | 2160 | 80.6 | 16 | 4.80 | 122 | 1053 | 39.3 | 25 | 100.0 | 40 | 97 | 3.6 | 34 | | | | |
| 8 | 0.30 | 95 | 2029 | 75.7 | 17 | 6.70 | 133 | 931 | 34.8 | 26 | 150.0 | 26 | 57 | 2.1 | | | | | |

### LOWEST MEAN DISCHARGE, IN CFS, AND RANKING, FOR THE FOLLOWING NUMBER OF CONSECUTIVE DAYS IN YEAR ENDING MARCH 31

| YEAR | 1 | | 3 | | 7 | | 14 | | 30 | | 60 | | 90 | | 120 | | 183 | | ANNUAL | |
|---|---|---|---|---|---|---|---|---|---|---|---|---|---|---|---|---|---|---|---|---|
| 1968 | 0.00 | 1 | 0.00 | 1 | 0.00 | 1 | 0.00 | 1 | 0.10 | 2 | 0.20 | 3 | 0.20 | 2 | 0.20 | 1 | 1.20 | 2 | 16.00 | 3 |
| 1969 | 0.10 | 6 | 0.10 | 6 | 0.10 | 5 | 0.10 | 4 | 0.20 | 5 | 0.30 | 4 | 0.40 | 4 | 0.90 | 4 | 2.00 | 4 | 21.80 | 5 |
| 1970 | 0.00 | 2 | 0.00 | 2 | 0.10 | 6 | 0.10 | 5 | 0.70 | 6 | 1.00 | 6 | 2.90 | 6 | 6.30 | 6 | 8.30 | 6 | 19.80 | 4 |
| 1971 | 0.00 | 3 | 0.00 | 3 | 0.00 | 2 | 0.10 | 6 | 0.10 | 3 | 0.10 | 1 | 0.20 | 3 | 0.30 | 2 | 0.50 | 1 | 12.30 | 2 |
| 1972 | 0.00 | 4 | 0.00 | 4 | 0.00 | 3 | 0.00 | 2 | 0.00 | 1 | 0.10 | 2 | 0.10 | 1 | 0.30 | 3 | 1.50 | 3 | 4.00 | 1 |
| 1973 | 0.00 | 5 | 0.00 | 5 | 0.00 | 4 | 0.10 | 3 | 0.20 | 4 | 0.50 | 5 | 1.30 | 5 | 1.90 | 5 | 5.70 | 5 | 31.70 | 6 |

### HIGHEST MEAN DISCHARGE, IN CFS, AND RANKING, FOR THE FOLLOWING NUMBER OF CONSECUTIVE DAYS IN YEAR ENDING SEPTEMBER 30

| YEAR | 1 | | 3 | | 7 | | 15 | | 30 | | 60 | | 90 | | 120 | | 183 | | ANNUAL | |
|---|---|---|---|---|---|---|---|---|---|---|---|---|---|---|---|---|---|---|---|---|
| 1967 | 583.0 | 4 | 421.0 | 2 | 237.0 | 3 | 124.0 | 3 | 69.8 | 4 | 43.2 | 5 | 38.9 | 3 | 37.1 | 3 | 35.7 | 3 | 20.4 | 3 |
| 1968 | 642.0 | 3 | 361.0 | 4 | 201.0 | 4 | 107.0 | 6 | 60.5 | 6 | 45.1 | 3 | 37.1 | 5 | 36.4 | 5 | 31.6 | 4 | 16.8 | 5 |
| 1969 | 828.0 | 1 | 619.0 | 1 | 315.0 | 1 | 202.0 | 1 | 124.0 | 1 | 72.5 | 2 | 55.0 | 2 | 51.7 | 2 | 38.8 | 2 | 21.2 | 2 |
| 1970 | 349.0 | 7 | 265.0 | 5 | 161.0 | 7 | 99.0 | 7 | 59.7 | 7 | 40.6 | 6 | 37.6 | 4 | 36.5 | 4 | 29.3 | 5 | 17.2 | 4 |
| 1971 | 580.0 | 5 | 254.0 | 6 | 162.0 | 6 | 110.0 | 5 | 67.4 | 5 | 38.5 | 7 | 27.6 | 7 | 21.3 | 7 | 15.3 | 7 | 8.4 | 7 |
| 1972 | 415.0 | 6 | 195.0 | 7 | 172.0 | 5 | 122.0 | 4 | 75.2 | 3 | 44.7 | 4 | 32.8 | 6 | 24.9 | 6 | 17.9 | 6 | 10.7 | 6 |
| 1973 | 822.0 | 2 | 382.0 | 3 | 310.0 | 2 | 165.0 | 2 | 119.0 | 2 | 79.6 | 1 | 59.8 | 1 | 54.3 | 1 | 52.7 | 1 | 36.1 | 1 |

### STATISTICS ON NORMAL MONTHLY MEANS(ALL DAYS)

| OCT | NOV | DEC | JAN | FEB | MARCH | APRIL | MAY | JUNE | JULY | AUG | SEPT |
|---|---|---|---|---|---|---|---|---|---|---|---|
| BY ROWS(MEAN,VARIANCE,STANDARD DEVIATION, SKEWNESS, COEFF. OF VARIATION,PERCENTAGE OF AVERAGE FLOW) | | | | | | | | | | | |
| 0.3574E+01 | 0.1664E+02 | 0.2337E+02 | 0.3168E+02 | 0.2769E+02 | 0.3374E+02 | 0.3948E+02 | 0.1928E+02 | 0.1068E+02 | 0.1406E+02 | 0.2246E+01 | 0.2362E+01 |
| 0.3437E+02 | 0.7455E+03 | 0.4704E+03 | 0.1205E+04 | 0.3769E+03 | 0.1343E+04 | 0.5320E+03 | 0.4285E+03 | 0.1061E+03 | 0.8384E+03 | 0.4323E+01 | 0.2582E+02 |
| 0.5905E+01 | 0.2730E+02 | 0.2169E+02 | 0.3472E+02 | 0.1941E+02 | 0.3665E+02 | 0.2306E+02 | 0.2070E+02 | 0.1030E+02 | 0.2896E+02 | 0.2079E+01 | 0.5082E+01 |
| 0.1529E+01 | 0.1854E+01 | 0.1115E+01 | 0.1940E+01 | 0.1537E+01 | 0.2078E+01 | -0.2963E+00 | 0.1177E+01 | 0.5069E+00 | 0.2574E+01 | 0.1430E+01 | 0.2592E+01 |
| 0.1652E+01 | 0.1641E+01 | 0.5279E+00 | 0.1096E+01 | 0.7010E+00 | 0.1086E+01 | 0.5842E+00 | 0.1074E+01 | 0.9645E+00 | 0.2060E+01 | 0.9257E+00 | 0.2152E+01 |
| 0.1590E+01 | 0.7400E+01 | 0.1040E+02 | 0.1409E+02 | 0.1232E+02 | 0.1501E+02 | 0.1756E+02 | 0.8577E+01 | 0.4750E+01 | 0.6253E+01 | 0.9992E+00 | 0.1051E+01 |

STATISTICS ON NORMAL ANNUAL MEANS(ALL DAYS)

| MEAN | VARIANCE | STANDARD DEVIATION | SKEWNESS | COEFF. OF VARIATION | SERIAL CORR |
|---|---|---|---|---|---|
| 0.1867E+02 | 0.8111E+02 | 0.9006E+01 | 0.1181E+01 | 0.4823E+00 | -0.2322E+00 |

STATISTICS ON LOG MONTHLY MEANS(ALL DAYS)

| OCT | NOV | DEC | JAN | FEB | MARCH | APRIL | MAY | JUNE | JULY | AUG | SEPT |
|---|---|---|---|---|---|---|---|---|---|---|---|
| BY ROWS(MEAN,VARIANCE,STANDARD DEVIATION, SKEWNESS, COEFF. OF VARIATION,PERCENTAGE OF AVERAGE FLOW) | | | | | | | | | | | |
| -0.1902E+00 | 0.3687E+00 | 0.1148E+01 | 0.1272E+01 | 0.1334E+01 | 0.1360E+01 | 0.1425E+01 | 0.1059E+01 | 0.7214E+00 | 0.2897E+00 | 0.1760E+00 | -0.3260E+00 |
| 0.8002E+00 | 0.1277E+01 | 0.2910E+00 | 0.2633E+00 | 0.1398E+00 | 0.1521E+00 | 0.3296E+00 | 0.2259E+00 | 0.4259E+00 | 0.1070E+01 | 0.2098E+00 | 0.5951E+00 |
| 0.8945E+00 | 0.1130E+01 | 0.5395E+00 | 0.5131E+00 | 0.3739E+00 | 0.3900E+00 | 0.5741E+00 | 0.4753E+00 | 0.6526E+00 | 0.1034E+01 | 0.4580E+00 | 0.7714E+00 |
| 0.9112E+00 | -0.4412E-01 | -0.7254E+00 | -0.1945E+00 | -0.1315E+01 | 0.8346E+00 | -0.2256E+01 | 0.6314E+00 | -0.4527E+00 | 0.3044E+00 | -0.6056E+00 | 0.1308E+01 |
| -0.4704E+01 | 0.3065E+01 | 0.4698E+00 | 0.4035E+00 | 0.2803E+00 | 0.2867E+00 | 0.4028E+00 | 0.4486E+00 | 0.9047E+00 | 0.3570E+01 | 0.2602E+01 | -0.2366E+01 |
| -0.2202E+01 | 0.4268E+01 | 0.1329E+02 | 0.1472E+02 | 0.1544E+02 | 0.1575E+02 | 0.1650E+02 | 0.1226E+02 | 0.8350E+01 | 0.3354E+01 | 0.2038E+01 | -0.3774E+01 |

STATISTICS ON LOG ANNUAL MEANS(ALL DAYS)

| MEAN | VARIANCE | STANDARD DEVIATION | SKEWNESS | COEFF. OF VARIATION | SERIAL CORR |
|---|---|---|---|---|---|
| 0.1230E+01 | 0.4261E-01 | 0.2064E+00 | 0.1141E-01 | 0.1679E+00 | -0.6350E-01 |

ANNUAL PEAKS

| | |
|---|---|
| 1967 | 1280 |
| 1968 | 1380 |
| 1969 | 1450 |
| 1970 | 924 |
| 1971 | 1300 |
| 1972 | 1180 |
| 1973 | 1690 |

## 03342150 West Fork Busseron Creek near Hymera, Ind.

LOCATION.--Lat 39°11'10", long 87°19'44", in NW¼NW¼ sec.32, T.9 N., R.8 W., Sullivan County, on right bank at downstream side of bridge on State Highway 48, 1.4 miles (2.3 km) upstream from mouth, 1.5 miles (2.4 km) west of Hymera, and 3.7 miles (6.0 km) east of U.S. Highway 41.

DRAINAGE AREA.--14.4 km² (37.3 km²).

### DURATION TABLE OF DAILY DISCHARGE FOR YEAR ENDING SEPTEMBER 30

| CLASS | 0 | 1 | 2 | 3 | 4 | 5 | 6 | 7 | 8 | 9 | 10 | 11 | 12 | 13 | 14 | 15 | 16 | 17 | 18 | 19 | 20 | 21 | 22 | 23 | 24 | 25 | 26 | 27 | 28 | 29 | 30 | 31 | 32 | 33 | 34 | CFS-DAYS |
|---|---|---|---|---|---|---|---|---|---|---|---|---|---|---|---|---|---|---|---|---|---|---|---|---|---|---|---|---|---|---|---|---|---|---|---|---|
| YEAR | NUMBER OF DAYS IN CLASS | | | | | | | | | | | | | | | | | | | | | | | | | | | | | | | | | | | |
| 1967 | 8 | | | 13 | 20 | 23 | 2 | 47 | 13 | 8 | 10 | 3 | 16 | 15 | 11 | 9 | 21 | 18 | 22 | 15 | 23 | 13 | 11 | 9 | 12 | 2 | 4 | 5 | 1 | 2 | 6 | 2 | | 1 | | 5710.2 |
| 1968 | 26 | | | 12 | | 8 | | 26 | 17 | 31 | 19 | 4 | 12 | 36 | 29 | 24 | 16 | 19 | 11 | 7 | 14 | 8 | 12 | 12 | 2 | 4 | 5 | 4 | 1 | 3 | | 3 | 1 | | | 4290.3 |
| 1969 | | | | 3 | | 9 | | 32 | 23 | 8 | 11 | 12 | 19 | 25 | 26 | 36 | 27 | 28 | 19 | 9 | 15 | 14 | 6 | 9 | 9 | 6 | 7 | 2 | 1 | 4 | 1 | 2 | 2 | | | 5072.4 |
| 1970 | | | 14 | 1 | 3 | 23 | | 9 | 33 | 6 | 10 | 7 | 10 | 17 | 22 | 24 | 18 | 22 | 32 | 30 | 30 | 6 | 12 | 11 | 9 | 10 | | | 4 | 1 | | 1 | | | | 3603.9 |
| 1971 | 32 | | | 3 | | 6 | | 6 | 18 | 8 | 27 | 27 | 31 | 37 | 28 | 19 | 29 | 22 | 18 | 17 | 6 | 6 | 8 | 5 | 4 | 3 | 3 | 1 | | | | 1 | | | | 2028.3 |
| 1972 | | | 1 | 2 | | 29 | 4 | 67 | 13 | 10 | 19 | 16 | 26 | 26 | 29 | 27 | 19 | 12 | 11 | 13 | 6 | 7 | 4 | 7 | 6 | | 2 | 5 | 1 | 2 | 1 | | 1 | | | 2981.9 |
| 1973 | | | | 2 | 5 | 6 | | 19 | 3 | 6 | 8 | 14 | 13 | 9 | 9 | 18 | 26 | 27 | 31 | 18 | 32 | 16 | 19 | 26 | 18 | 11 | 9 | 8 | 3 | 2 | 4 | 1 | 1 | 1 | | 7940.7 |

| CLASS | CFS | TOTAL | ACCUM | PERCT | CLASS | CFS | TOTAL | ACCUM | PERCT | CLASS | CFS | TOTAL | ACCUM | PERCT | CLASS | CFS | TOTAL | ACCUM | PERCT |
|---|---|---|---|---|---|---|---|---|---|---|---|---|---|---|---|---|---|---|---|
| 0 | 0.00 | 66 | 2557 | 100.0 | 9 | 0.30 | 77 | 1976 | 77.3 | 18 | 5.0 | 144 | 805 | 31.5 | 27 | 80 | 25 | 79 | 3.0 |
| 1 | 0.01 | 0 | 2491 | 97.4 | 10 | 0.40 | 104 | 1899 | 74.3 | 19 | 6.8 | 109 | 661 | 25.9 | 28 | 110 | 11 | 54 | 2.1 |
| 2 | 0.02 | 15 | 2491 | 97.4 | 11 | 0.60 | 83 | 1795 | 70.2 | 20 | 9.3 | 126 | 552 | 21.6 | 29 | 150 | 14 | 43 | 1.6 |
| 3 | 0.03 | 36 | 2476 | 96.8 | 12 | 0.80 | 127 | 1712 | 67.0 | 21 | 13.0 | 70 | 426 | 16.7 | 30 | 200 | 12 | 29 | 1.1 |
| 4 | 0.05 | 28 | 2440 | 95.4 | 13 | 1.10 | 165 | 1585 | 62.0 | 22 | 17.0 | 72 | 356 | 13.9 | 31 | 270 | 10 | 17 | .6 |
| 5 | 0.06 | 104 | 2412 | 94.3 | 14 | 1.50 | 154 | 1420 | 55.5 | 23 | 23.0 | 79 | 284 | 11.1 | 32 | 370 | 5 | 7 | .2 |
| 6 | 0.09 | 6 | 2308 | 90.3 | 15 | 2.00 | 157 | 1266 | 49.5 | 24 | 32.0 | 60 | 205 | 8.0 | 33 | 500 | 2 | 2 | |
| 7 | 0.10 | 206 | 2302 | 90.0 | 16 | 2.70 | 156 | 1109 | 43.4 | 25 | 43.0 | 36 | 145 | 5.7 | 34 | | | | |
| 8 | 0.20 | 120 | 2096 | 82.0 | 17 | 3.70 | 148 | 953 | 37.3 | 26 | 59.0 | 30 | 109 | 4.3 | | | | | |

### LOWEST MEAN DISCHARGE, IN CFS, AND RANKING, FOR THE FOLLOWING NUMBER OF CONSECUTIVE DAYS IN YEAR ENDING MARCH 31

| YEAR | 1 | | 3 | | 7 | | 14 | | 30 | | 60 | | 90 | | 120 | | 183 | | ANNUAL | |
|---|---|---|---|---|---|---|---|---|---|---|---|---|---|---|---|---|---|---|---|---|
| 1968 | 0.03 | 3 | 0.04 | 4 | 0.04 | 4 | 0.04 | 3 | 0.05 | 1 | 0.11 | 2 | 0.13 | 2 | 0.17 | 1 | 0.99 | 1 | 11.20 | 3 |
| 1969 | 0.00 | 1 | 0.00 | 1 | 0.00 | 1 | 0.01 | 2 | 0.10 | 3 | 0.23 | 3 | 0.20 | 3 | 0.65 | 3 | 1.70 | 4 | 12.70 | 4 |
| 1970 | 0.03 | 4 | 0.07 | 5 | 0.12 | 6 | 0.22 | 6 | 0.91 | 6 | 2.20 | 6 | 4.40 | 6 | 6.30 | 6 | 7.30 | 6 | 13.20 | 5 |
| 1971 | 0.03 | 5 | 0.03 | 3 | 0.03 | 3 | 0.06 | 4 | 0.11 | 4 | 0.36 | 4 | 0.61 | 4 | 0.77 | 4 | 1.20 | 2 | 7.60 | 2 |
| 1972 | 0.00 | 2 | 0.00 | 2 | 0.00 | 2 | 0.00 | 1 | 0.08 | 2 | 0.09 | 1 | 0.12 | 1 | 0.26 | 2 | 1.50 | 3 | 3.60 | 1 |
| 1973 | 0.08 | 6 | 0.08 | 6 | 0.10 | 5 | 0.11 | 5 | 0.14 | 5 | 0.65 | 5 | 0.73 | 5 | 1.00 | 5 | 2.70 | 5 | 19.60 | 6 |

### HIGHEST MEAN DISCHARGE, IN CFS, AND RANKING, FOR THE FOLLOWING NUMBER OF CONSECUTIVE DAYS IN YEAR ENDING SEPTEMBER 30

| YEAR | 1 | | 3 | | 7 | | 15 | | 30 | | 60 | | 90 | | 120 | | 183 | | ANNUAL | |
|---|---|---|---|---|---|---|---|---|---|---|---|---|---|---|---|---|---|---|---|---|
| 1967 | 503.0 | 2 | 337.0 | 1 | 206.0 | 1 | 111.0 | 1 | 59.2 | 3 | 36.1 | 3 | 28.2 | 3 | 30.8 | 2 | 26.9 | 2 | 15.6 | 2 |
| 1968 | 390.0 | 5 | 240.0 | 4 | 143.0 | 4 | 73.7 | 5 | 39.1 | 5 | 29.9 | 5 | 26.1 | 4 | 27.5 | 4 | 22.0 | 4 | 11.7 | 4 |
| 1969 | 425.0 | 4 | 251.0 | 3 | 119.0 | 5 | 106.0 | 2 | 60.6 | 2 | 36.9 | 2 | 30.2 | 2 | 30.3 | 3 | 24.2 | 3 | 13.9 | 3 |
| 1970 | 340.0 | 7 | 129.0 | 7 | 87.6 | 7 | 51.1 | 7 | 32.4 | 7 | 21.1 | 6 | 20.9 | 6 | 18.8 | 6 | 15.9 | 5 | 9.9 | 5 |
| 1971 | 344.0 | 6 | 140.0 | 6 | 90.0 | 6 | 56.0 | 6 | 33.6 | 6 | 20.6 | 7 | 14.9 | 7 | 12.5 | 7 | 9.6 | 7 | 5.6 | 7 |
| 1972 | 480.0 | 3 | 190.0 | 5 | 161.0 | 3 | 104.0 | 3 | 61.0 | 1 | 35.2 | 4 | 25.8 | 5 | 19.9 | 5 | 14.7 | 6 | 8.1 | 6 |
| 1973 | 692.0 | 1 | 260.0 | 2 | 166.0 | 2 | 79.5 | 4 | 53.0 | 4 | 42.4 | 1 | 34.8 | 1 | 32.3 | 1 | 32.3 | 1 | 21.8 | 1 |

### STATISTICS ON NORMAL MONTHLY MEANS(ALL DAYS)

| OCT | NOV | DEC | JAN | FEB | MARCH | APRIL | MAY | JUNE | JULY | AUG | SEPT |
|---|---|---|---|---|---|---|---|---|---|---|---|
| BY ROWS(MEAN,VARIANCE,STANDARD DEVIATION, SKEWNESS, COEFF. OF VARIATION,PERCENTAGE OF AVERAGE FLOW) | | | | | | | | | | | |
| 0.2178E+01 | 0.1171E+02 | 0.1772E+02 | 0.1747E+02 | 0.1573E+02 | 0.2047E+02 | 0.2970E+02 | 0.1244E+02 | 0.1023E+02 | 0.8685E+01 | 0.1062E+01 | 0.1508E+01 |
| 0.1481E+02 | 0.2962E+03 | 0.2977E+03 | 0.2979E+03 | 0.9265E+02 | 0.2861E+03 | 0.3537E+03 | 0.1479E+03 | 0.8839E+02 | 0.1973E+03 | 0.5682E+00 | 0.5124E+01 |
| 0.3849E+01 | 0.1721E+02 | 0.1725E+02 | 0.1726E+02 | 0.9625E+01 | 0.1691E+02 | 0.1881E+02 | 0.1216E+02 | 0.9402E+01 | 0.1405E+02 | 0.7538E+00 | 0.2264E+01 |
| 0.2310E+01 | 0.1784E+01 | 0.1611E+01 | 0.1646E+01 | 0.1142E+01 | 0.1184E+01 | 0.2306E+00 | 0.1422E+01 | 0.4245E+00 | 0.2306E+01 | 0.1622E+01 | 0.1420E+01 |
| 0.1767E+01 | 0.1470E+01 | 0.9740E+00 | 0.9881E+00 | 0.6118E+00 | 0.8264E+00 | 0.6333E+00 | 0.9774E+00 | 0.9188E+00 | 0.1617E+01 | 0.7099E+00 | 0.1501E+01 |
| 0.1463E+01 | 0.7864E+01 | 0.1190E+02 | 0.1173E+02 | 0.1057E+02 | 0.1375E+02 | 0.1995E+02 | 0.8355E+01 | 0.6872E+01 | 0.5833E+01 | 0.7131E+00 | 0.1013E+01 |

STATISTICS ON NORMAL ANNUAL MEANS(ALL DAYS)

| MEAN | VARIANCE | STANDARD DEVIATION | SKEWNESS | COEFF. OF VARIATION | SERIAL CORR |
|---|---|---|---|---|---|
| 0.1237E+02 | 0.2867E+02 | 0.5355E+01 | 0.6952E+00 | 0.4328E+00 | -0.5596E-01 |

STATISTICS ON LOG MONTHLY MEANS(ALL DAYS)

| OCT | NOV | DEC | JAN | FEB | MARCH | APRIL | MAY | JUNE | JULY | AUG | SEPT |
|---|---|---|---|---|---|---|---|---|---|---|---|
| BY ROWS(MEAN,VARIANCE,STANDARD DEVIATION, SKEWNESS, COEFF. OF VARIATION,PERCENTAGE OF AVERAGE FLOW) | | | | | | | | | | | |
| -0.2191E+00 | 0.4463E+00 | 0.1069E+01 | 0.1049E+01 | 0.1116E+01 | 0.1194E+01 | 0.1340E+01 | 0.9405E+00 | 0.7810E+00 | 0.4299E+00 | -0.7185E-01 | -0.3433E+00 |
| 0.5527E+00 | 0.8933E+00 | 0.1981E+00 | 0.2204E+00 | 0.9726E-01 | 0.1125E+00 | 0.2010E+00 | 0.1411E+00 | 0.2771E+00 | 0.6279E+00 | 0.1136E+00 | 0.5554E+00 |
| 0.7435E+00 | 0.9452E+00 | 0.4451E+00 | 0.4694E+00 | 0.3119E+00 | 0.3354E+00 | 0.4483E+00 | 0.3756E+00 | 0.5264E+00 | 0.7924E+00 | 0.3370E+00 | 0.7452E+00 |
| 0.8125E+00 | -0.1822E+00 | -0.1242E+00 | -0.2052E+00 | -0.1035E+01 | 0.6459E+00 | -0.1688E+01 | 0.9842E+00 | -0.1689E+00 | -0.1375E+00 | -0.7780E+00 | 0.6189E+00 |
| -0.3393E+01 | 0.2118E+01 | 0.4164E+00 | 0.4476E+00 | 0.2795E+00 | 0.2809E+00 | 0.3346E+00 | 0.3993E+00 | 0.6739E+00 | 0.1843E+01 | -0.4691E+01 | -0.2171E+01 |
| -0.2834E+01 | 0.5773E+01 | 0.1383E+02 | 0.1357E+02 | 0.1443E+02 | 0.1545E+02 | 0.1733E+02 | 0.1217E+02 | 0.1010E+02 | 0.5561E+01 | -0.9294E+00 | -0.4441E+01 |

STATISTICS ON LOG ANNUAL MEANS(ALL DAYS)

| MEAN | VARIANCE | STANDARD DEVIATION | SKEWNESS | COEFF. OF VARIATION | SERIAL CORR |
|---|---|---|---|---|---|
| 0.1056E+01 | 0.3796E-01 | 0.1948E+00 | -0.2521E+00 | 0.1845E+00 | 0.8796E-01 |

ANNUAL PEAKS

| | |
|---|---|
| 1967 | 1130 |
| 1968 | 1140 |
| 1969 | 1230 |
| 1970 | 736 |
| 1971 | 1030 |
| 1972 | 724 |
| 1973 | 1930 |

## 03342250 Mud Creek near Dugger, Ind.

LOCATION.--Lat 39°06'28", long 87°16'42", in SE¼NE¼ sec.27, T.8 N., R.8 W., Sullivan County, on right bank at downstream side of bridge on County Road 700 East, 0.6 mile (1.0 km) north of County Road 100 North, 1.7 miles (2.7 km) upstream from mouth, and 2.5 miles (4.0 km) northwest of Dugger.

DRAINAGE AREA.--11.9 $mi^2$ (30.8 $km^2$).

REMARKS.--Flow affected by surface-mined areas.

DURATION TABLE OF DAILY DISCHARGE FOR YEAR ENDING SEPTEMBER 30

| CLASS | 0 | 1 | 2 | 3 | 4 | 5 | 6 | 7 | 8 | 9 | 10 | 11 | 12 | 13 | 14 | 15 | 16 | 17 | 18 | 19 | 20 | 21 | 22 | 23 | 24 | 25 | 26 | 27 | 28 | 29 | 30 | 31 | 32 | 33 | 34 | CFS_DAYS |
|---|---|---|---|---|---|---|---|---|---|---|---|---|---|---|---|---|---|---|---|---|---|---|---|---|---|---|---|---|---|---|---|---|---|---|---|---|
| YEAR | | | | | | | | | | | | | | | NUMBER OF DAYS IN CLASS | | | | | | | | | | | | | | | | | | | | | |
| 1967 | | | | | | 3 | 19 | 13 | 40 | 27 | 24 | 18 | 5 | 8 | 21 | 49 | 38 | 23 | 20 | 11 | 11 | 7 | 3 | 5 | 3 | 3 | 1 | 5 | 2 | 3 | 1 | | 1 | 1 | | 5250.8 |
| 1968 | | | | | 1 | | 10 | 17 | 15 | 18 | 15 | 9 | 25 | 33 | 49 | 50 | 30 | 20 | 18 | 9 | 14 | 7 | 4 | 4 | 5 | 5 | 1 | 1 | 1 | 3 | 1 | | | 1 | | 4857.2 |
| 1969 | | | 1 | | 1 | 1 | 1 | 3 | 28 | 33 | 25 | 22 | 22 | 13 | 15 | 21 | 21 | 24 | 21 | 23 | 17 | 11 | 10 | 10 | 7 | 6 | 8 | 5 | 6 | 2 | | 2 | 3 | 1 | | 2 | 7280.9 |
| 1970 | | | | | | | | 7 | 30 | 15 | 16 | 20 | 22 | 22 | 26 | 30 | 46 | 23 | 23 | 25 | 7 | 14 | 9 | 6 | 9 | 5 | 3 | 5 | | 1 | | | 1 | | | 5500.2 |
| 1971 | | | | | | 7 | 14 | 22 | 24 | 17 | 20 | 20 | 43 | 27 | 33 | 30 | 21 | 23 | 19 | 7 | 10 | 7 | 6 | 2 | 4 | 5 | | 1 | 1 | | 1 | | 1 | | | 3242.3 |
| 1972 | | | | | | 3 | 21 | 16 | 45 | 43 | 29 | 23 | 22 | 13 | 31 | 27 | 30 | 15 | 9 | 5 | 10 | 5 | 4 | 3 | 2 | 1 | 2 | | | 2 | | | | | 1 | | 2814.8 |
| 1973 | | | | | | | | 1 | 22 | 30 | 19 | 12 | 13 | 11 | 13 | 12 | 29 | 34 | 20 | 34 | 24 | 26 | 18 | 12 | 12 | 3 | 7 | 4 | | 3 | 1 | 3 | 1 | 1 | | 6710.7 |

| CLASS | CFS | TOTAL | ACCUM | PERCT | CLASS | CFS | TOTAL | ACCUM | PERCT | CLASS | CFS | TOTAL | ACCUM | PERCT | CLASS | CFS | TOTAL | ACCUM | PERCT |
|---|---|---|---|---|---|---|---|---|---|---|---|---|---|---|---|---|---|---|---|
| 0 | 0.00 | 0 | 2922 | 100.0 | 9 | 2.30 | 169 | 2386 | 81.7 | 18 | 14.0 | 164 | 744 | 25.5 | 27 | 89 | 18 | 67 | 2.2 |
| 1 | 0.40 | 1 | 2922 | 100.0 | 10 | 2.80 | 149 | 2217 | 75.9 | 19 | 17.0 | 140 | 580 | 19.8 | 28 | 110 | 12 | 49 | 1.6 |
| 2 | 0.50 | 0 | 2921 | 100.0 | 11 | 3.40 | 174 | 2068 | 70.8 | 20 | 21.0 | 99 | 440 | 15.1 | 29 | 130 | 13 | 37 | 1.2 |
| 3 | 0.70 | 1 | 2921 | 100.0 | 12 | 4.20 | 135 | 1894 | 64.8 | 21 | 26.0 | 81 | 341 | 11.7 | 30 | 160 | 7 | 24 | .8 |
| 4 | 0.80 | 12 | 2920 | 99.9 | 13 | 5.10 | 168 | 1759 | 60.2 | 22 | 32.0 | 50 | 260 | 8.9 | 31 | 200 | 7 | 17 | .5 |
| 5 | 1.00 | 39 | 2908 | 99.5 | 14 | 6.20 | 207 | 1591 | 54.4 | 23 | 39.0 | 51 | 210 | 7.2 | 32 | 250 | 5 | 10 | .3 |
| 6 | 1.20 | 72 | 2869 | 98.2 | 15 | 7.70 | 250 | 1384 | 47.4 | 24 | 48.0 | 40 | 159 | 5.4 | 33 | 300 | 3 | 5 | .1 |
| 7 | 1.50 | 178 | 2797 | 95.7 | 16 | 9.40 | 234 | 1134 | 38.8 | 25 | 59.0 | 35 | 119 | 4.1 | 34 | 370 | 2 | 2 | .0 |
| 8 | 1.80 | 233 | 2619 | 89.6 | 17 | 12.00 | 156 | 900 | 30.8 | 26 | 72.0 | 17 | 84 | 2.9 | | | | | |

LOWEST MEAN DISCHARGE, IN CFS, AND RANKING, FOR THE FOLLOWING NUMBER OF CONSECUTIVE DAYS IN YEAR ENDING MARCH 31

| YEAR | 1 | | 3 | | 7 | | 14 | | 30 | | 60 | | 90 | | 120 | | 183 | | ANNUAL | |
|---|---|---|---|---|---|---|---|---|---|---|---|---|---|---|---|---|---|---|---|---|
| 1968 | 0.88 | 2 | 1.69 | 3 | 1.67 | 7 | 1.75 | 5 | 1.96 | 6 | 3.16 | 6 | 3.06 | 4 | 3.53 | 4 | 4.65 | 3 | 12.50 | 2 |
| 1969 | 0.44 | 1 | 0.70 | 1 | 1.47 | 4 | 1.79 | 6 | 1.94 | 5 | 2.83 | 5 | 3.19 | 5 | 4.33 | 5 | 6.29 | 6 | 19.80 | 7 |
| 1970 | 1.50 | 7 | 1.53 | 7 | 1.59 | 6 | 1.71 | 4 | 1.93 | 4 | 2.30 | 4 | 4.06 | 7 | 5.67 | 7 | 7.58 | 7 | 15.10 | 5 |
| 1971 | 1.40 | 6 | 1.40 | 5 | 1.51 | 5 | 1.99 | 7 | 2.95 | 7 | 3.67 | 7 | 4.02 | 6 | 5.30 | 6 | 6.28 | 5 | 13.00 | 3 |
| 1972 | 0.90 | 3 | 0.92 | 2 | 0.94 | 1 | 1.00 | 1 | 1.15 | 1 | 1.69 | 1 | 1.98 | 1 | 1.94 | 1 | 2.99 | 1 | 5.85 | 1 |
| 1973 | 1.10 | 4 | 1.10 | 4 | 1.13 | 2 | 1.24 | 2 | 1.56 | 2 | 2.13 | 3 | 2.11 | 3 | 2.52 | 3 | 3.72 | 2 | 16.20 | 6 |

HIGHEST MEAN DISCHARGE, IN CFS, AND RANKING, FOR THE FOLLOWING NUMBER OF CONSECUTIVE DAYS IN YEAR ENDING SEPTEMBER 30

| YEAR | 1 | | 3 | | 7 | | 15 | | 30 | | 60 | | 90 | | 120 | | 183 | | ANNUAL | |
|---|---|---|---|---|---|---|---|---|---|---|---|---|---|---|---|---|---|---|---|---|
| 1967 | 346.0 | 2 | 179.0 | 2 | 108.0 | 2 | 81.9 | 2 | 48.6 | 4 | 29.3 | 4 | 26.2 | 5 | 24.1 | 6 | 23.0 | 4 | 14.4 | 5 |
| 1968 | 300.0 | 4 | 162.0 | 4 | 90.1 | 4 | 49.6 | 7 | 33.9 | 8 | 27.2 | 5 | 25.6 | 6 | 24.2 | 5 | 20.8 | 6 | 13.3 | 6 |
| 1969 | 440.0 | 1 | 305.0 | 1 | 171.0 | 1 | 139.0 | 1 | 89.1 | 1 | 63.2 | 1 | 47.7 | 1 | 43.1 | 1 | 34.2 | 1 | 19.9 | 1 |
| 1970 | 262.0 | 6 | 118.0 | 7 | 76.4 | 7 | 55.3 | 6 | 35.1 | 7 | 26.3 | 6 | 26.9 | 4 | 25.1 | 4 | 21.3 | 5 | 15.1 | 4 |
| 1971 | 219.0 | 8 | 101.0 | 8 | 69.3 | 8 | 48.5 | 8 | 36.7 | 5 | 24.6 | 7 | 20.0 | 7 | 17.1 | 7 | 13.6 | 7 | 8.9 | 7 |
| 1972 | 323.0 | 3 | 133.0 | 6 | 98.1 | 3 | 58.0 | 5 | 35.7 | 6 | 21.7 | 8 | 17.9 | 8 | 15.7 | 8 | 13.0 | 8 | 7.7 | 8 |
| 1973 | 273.0 | 5 | 151.0 | 5 | 83.1 | 6 | 68.0 | 3 | 55.2 | 2 | 45.5 | 2 | 35.8 | 2 | 32.0 | 2 | 29.1 | 2 | 18.4 | 2 |

STATISTICS ON NORMAL MONTHLY MEANS(ALL DAYS)

| OCT | NOV | DEC | JAN | FEB | MARCH | APRIL | MAY | JUNE | JULY | AUG | SEPT |
|---|---|---|---|---|---|---|---|---|---|---|---|
| BY ROWS(MEAN,VARIANCE,STANDARD DEVIATION, SKEWNESS, COEFF. OF VARIATION,PERCENTAGE OF AVERAGE FLOW) | | | | | | | | | | | |
| 0.4491E+01 | 0.1349E+02 | 0.2002E+02 | 0.2333E+02 | 0.1929E+02 | 0.2066E+02 | 0.2837E+02 | 0.1573E+02 | 0.9978E+01 | 0.5850E+01 | 0.3949E+01 | 0.2675E+01 |
| 0.7606E+01 | 0.9595E+02 | 0.1261E+03 | 0.6234E+03 | 0.9691E+02 | 0.2402E+03 | 0.1585E+03 | 0.6774E+02 | 0.2252E+02 | 0.7979E+01 | 0.7181E+01 | 0.6638E+00 |
| 0.2758E+01 | 0.9795E+01 | 0.1123E+02 | 0.2497E+02 | 0.9844E+01 | 0.1550E+02 | 0.1259E+02 | 0.8231E+01 | 0.4746E+01 | 0.2825E+01 | 0.2680E+01 | 0.8148E+00 |
| 0.1382E+01 | 0.3638E+00 | 0.6324E+00 | 0.2503E+01 | 0.8124E+00 | 0.1668E+01 | -0.9525E+00 | 0.8512E+00 | 0.1204E+00 | -0.5656E-01 | 0.1852E+01 | 0.5337E+00 |
| 0.6141E+00 | 0.7261E+00 | 0.5609E+00 | 0.1070E+01 | 0.5103E+00 | 0.7502E+00 | 0.4438E+00 | 0.5233E+00 | 0.4756E+00 | 0.4829E+00 | 0.6786E+00 | 0.3046E+00 |
| 0.2676E+01 | 0.8038E+01 | 0.1193E+02 | 0.1390E+02 | 0.1149E+02 | 0.1231E+02 | 0.1691E+02 | 0.9372E+01 | 0.5945E+01 | 0.3486E+01 | 0.2353E+01 | 0.1594E+01 |

STATISTICS ON NORMAL ANNUAL MEANS(ALL DAYS)

| MEAN | VARIANCE | STANDARD DEVIATION | SKEWNESS | COEFF. OF VARIATION | SERIAL CORR |
|---|---|---|---|---|---|
| 0.1395E+02 | 0.2040E+02 | 0.4517E+01 | -0.1778E+00 | 0.3238E+00 | 0.2626E-02 |

STATISTICS ON LOG MONTHLY MEANS(ALL DAYS)

BY ROWS(MEAN,VARIANCE,STANDARD DEVIATION, SKEWNESS, COEFF. OF VARIATION,PERCENTAGE OF AVERAGE FLOW)

| OCT | NOV | DEC | JAN | FEB | MARCH | APRIL | MAY | JUNE | JULY | AUG | SEPT |
|---|---|---|---|---|---|---|---|---|---|---|---|
| 0.5856E+00 | 0.9929E+00 | 0.1240E+01 | 0.1238E+01 | 0.1233E+01 | 0.1224E+01 | 0.1387E+01 | 0.1146E+01 | 0.9491E+00 | 0.7105E+00 | 0.5231E+00 | 0.4102E+00 |
| 0.6831E-01 | 0.1705E+00 | 0.6454E-01 | 0.1020E+00 | 0.5643E-01 | 0.8836E-01 | 0.9351E-01 | 0.5160E-01 | 0.5584E-01 | 0.6709E-01 | 0.7296E-01 | 0.1717E-01 |
| 0.2614E+00 | 0.4129E+00 | 0.2541E+00 | 0.3194E+00 | 0.2376E+00 | 0.2973E+00 | 0.3058E+00 | 0.2272E+00 | 0.2363E+00 | 0.2590E+00 | 0.2701E+00 | 0.1310E+00 |
| 0.6338E-01 | -0.6872E+00 | -0.4053E-01 | 0.1751E+01 | -0.4310E+00 | 0.4846E+00 | -0.2017E+01 | 0.1173E+00 | -0.6069E+00 | -0.9695E+00 | 0.1570E+00 | 0.2018E+00 |
| 0.4463E+00 | 0.4158E+00 | 0.2049E+00 | 0.2580E+00 | 0.1926E+00 | 0.2428E+00 | 0.2205E+00 | 0.1982E+00 | 0.2490E+00 | 0.3646E+00 | 0.5163E+00 | 0.3194E+00 |
| 0.5031E+01 | 0.8530E+01 | 0.1065E+02 | 0.1063E+02 | 0.1060E+02 | 0.1052E+02 | 0.1191E+02 | 0.9847E+01 | 0.8154E+01 | 0.6104E+01 | 0.4494E+01 | 0.3525E+01 |

STATISTICS ON LOG ANNUAL MEANS(ALL DAYS)

| MEAN | VARIANCE | STANDARD DEVIATION | SKEWNESS | COEFF. OF VARIATION | SERIAL CORR |
|---|---|---|---|---|---|
| 0.1123E+01 | 0.2370E-01 | 0.1539E+00 | -0.6304E+00 | 0.1371E+00 | 0.5424E-01 |

ANNUAL PEAKS

| | |
|---|---|
| 1967 | 642 |
| 1968 | 866 |
| 1969 | 807 |
| 1970 | 629 |
| 1971 | 498 |
| 1972 | 906 |
| 1973 | 580 |

## 03342300 Busseron Creek near Sullivan, Ind.

LOCATION.--Lat 39°04'33", long 87°23'11", in SE¼NW¼ sec.2, T.7 N., R.9 W., Sullivan County, on left bank at upstream side of bridge on State Road 54, 1.5 miles (2.4 km) southeast of Sullivan, 1.6 miles (2.6 km) east of intersection of U.S. Highway 41 and State Road 54, and 1.7 miles (2.7 km) upstream from Buttermilk Creek.

DRAINAGE AREA.--138 $mi^2$ (357 $km^2$).

REMARKS.--Flow affected by surface-mined areas and Soil Conservation Service floodwater-retarding structures.

DURATION TABLE OF DAILY DISCHARGE FOR YEAR ENDING SEPTEMBER 30

| CLASS | 0 | 1 | 2 | 3 | 4 | 5 | 6 | 7 | 8 | 9 | 10 | 11 | 12 | 13 | 14 | 15 | 16 | 17 | 18 | 19 | 20 | 21 | 22 | 23 | 24 | 25 | 26 | 27 | 28 | 29 | 30 | 31 | 32 | 33 | 34 |
|---|---|---|---|---|---|---|---|---|---|---|---|---|---|---|---|---|---|---|---|---|---|---|---|---|---|---|---|---|---|---|---|---|---|---|---|
| YEAR | NUMBER OF DAYS IN CLASS | | | | | | | | | | | | | | | | | | | | | | | | | | | | | | | | | | CFS_DAYS |
| 1967 | | | | | 2 | 10 | 23 | 27 | 21 | 19 | 13 | 13 | 14 | 7 | 5 | 23 | 28 | 28 | 17 | 13 | 16 | 21 | 13 | 7 | 9 | 6 | 4 | 8 | 8 | 3 | 5 | | 1 | 1 | 56630.4 |
| 1968 | | | 1 | 15 | 8 | 13 | 11 | 7 | 9 | 32 | 13 | 17 | 23 | 17 | 22 | 28 | 20 | 9 | 25 | 17 | 11 | 15 | 8 | 12 | 4 | 6 | 3 | 6 | 2 | 4 | 3 | 1 | 3 | 1 | 51638.8 |
| 1969 | | | | | | 21 | 14 | 9 | 13 | 16 | 5 | 15 | 19 | 19 | 21 | 26 | 27 | 27 | 20 | 25 | 17 | 15 | 11 | 8 | 9 | 4 | 7 | 4 | 3 | 3 | 4 | | 1 | | 2 | 53820.9 |
| 1970 | | | | | | | 2 | 5 | 10 | 20 | 12 | 18 | 23 | 12 | 25 | 23 | 33 | 26 | 26 | 27 | 18 | 22 | 10 | 11 | 13 | 5 | 9 | 6 | 1 | 6 | 1 | | 1 | | | 49495.3 |
| 1971 | | | 3 | | 2 | 11 | 12 | 12 | 15 | 13 | 12 | 38 | 39 | 41 | 26 | 21 | 24 | 16 | 13 | 12 | 17 | 9 | 3 | 6 | 4 | 3 | 2 | 3 | 4 | 2 | 1 | | 1 | | | 30046.5 |
| 1972 | | | | | 1 | 45 | 32 | 36 | 26 | 11 | 6 | 25 | 20 | 10 | 22 | 27 | 32 | 16 | 5 | 11 | 5 | 7 | 2 | 5 | 6 | 4 | 3 | 2 | | 5 | 1 | 1 | | | | 27171.5 |
| 1973 | | | | | | | 3 | 13 | 11 | 11 | 3 | 9 | 11 | 9 | 16 | 15 | 20 | 24 | 23 | 12 | 31 | 31 | 25 | 22 | 18 | 14 | 15 | 5 | 10 | 8 | 3 | 3 | | | | 82142.0 |

| CLASS | CFS | TOTAL | ACCUM | PERCT | CLASS | CFS | TOTAL | ACCUM | PERCT | CLASS | CFS | TOTAL | ACCUM | PERCT | CLASS | CFS | TOTAL | ACCUM | PERCT |
|---|---|---|---|---|---|---|---|---|---|---|---|---|---|---|---|---|---|---|---|
| 0 | 0.00 | 0 | 2922 | 100.0 | 9 | 6.90 | 130 | 2457 | 84.1 | 18 | 67.0 | 146 | 1121 | 38.4 | 27 | 660 | 44 | 158 | 5.4 |
| 1 | 0.50 | 0 | 2922 | 100.0 | 10 | 8.80 | 73 | 2327 | 79.6 | 19 | 87.0 | 143 | 975 | 33.4 | 28 | 850 | 37 | 114 | 3.9 |
| 2 | 1.20 | 4 | 2922 | 100.0 | 11 | 11.00 | 154 | 2254 | 77.1 | 20 | 110.0 | 139 | 832 | 28.5 | 29 | 1100 | 36 | 77 | 2.6 |
| 3 | 1.50 | 15 | 2918 | 99.9 | 12 | 15.00 | 164 | 2100 | 71.9 | 21 | 140.0 | 160 | 693 | 23.7 | 30 | 1400 | 22 | 41 | 1.4 |
| 4 | 1.90 | 13 | 2903 | 99.3 | 13 | 19.00 | 130 | 1936 | 66.3 | 22 | 190.0 | 89 | 533 | 18.2 | 31 | 1800 | 6 | 19 | .6 |
| 5 | 2.50 | 100 | 2890 | 98.9 | 14 | 24.00 | 150 | 1806 | 61.8 | 23 | 240.0 | 92 | 444 | 15.2 | 32 | 2300 | 9 | 13 | .4 |
| 6 | 3.20 | 97 | 2790 | 95.5 | 15 | 31.00 | 179 | 1656 | 56.7 | 24 | 310.0 | 78 | 352 | 12.0 | 33 | 3000 | 2 | 4 | .1 |
| 7 | 4.10 | 109 | 2693 | 92.2 | 16 | 40.00 | 191 | 1477 | 50.5 | 25 | 400.0 | 58 | 274 | 9.4 | 34 | 3900 | 2 | 2 | .0 |
| 8 | 5.30 | 127 | 2584 | 88.4 | 17 | 52.00 | 165 | 1286 | 44.0 | 26 | 510.0 | 58 | 216 | 7.4 | | | | | |

LOWEST MEAN DISCHARGE, IN CFS, AND RANKING, FOR THE FOLLOWING NUMBER OF CONSECUTIVE DAYS IN YEAR ENDING MARCH 31

| YEAR | 1 | | 3 | | 7 | | 14 | | 30 | | 60 | | 90 | | 120 | | 183 | | ANNUAL | |
|---|---|---|---|---|---|---|---|---|---|---|---|---|---|---|---|---|---|---|---|---|
| 1968 | 2.90 | 5 | 2.90 | 4 | 3.14 | 4 | 3.49 | 4 | 4.23 | 4 | 7.21 | 4 | 8.17 | 4 | 9.85 | 4 | 18.00 | 3 | 126.00 | 3 |
| 1969 | 1.40 | 2 | 1.60 | 2 | 1.71 | 1 | 2.09 | 1 | 2.38 | 1 | 3.21 | 1 | 3.46 | 1 | 8.31 | 1 | 17.70 | 1 | 156.00 | 5 |
| 1970 | 4.70 | 7 | 4.57 | 7 | 5.20 | 7 | 6.44 | 6 | 11.50 | 7 | 16.10 | 7 | 37.30 | 7 | 51.80 | 7 | 61.40 | 6 | 145.00 | 4 |
| 1971 | 2.60 | 3 | 3.10 | 5 | 4.37 | 6 | 6.74 | 7 | 8.70 | 6 | 10.40 | 6 | 13.70 | 6 | 16.50 | 5 | 23.30 | 4 | 119.00 | 2 |
| 1972 | 1.30 | 1 | 1.30 | 1 | 2.06 | 2 | 3.04 | 2 | 3.66 | 2 | 4.98 | 2 | 5.61 | 2 | 8.38 | 3 | 17.80 | 2 | 38.50 | 1 |
| 1973 | 2.70 | 4 | 2.77 | 3 | 2.99 | 3 | 3.25 | 3 | 3.74 | 3 | 7.00 | 3 | 6.92 | 3 | 8.31 | 2 | 31.90 | 5 | 206.00 | 7 |

HIGHEST MEAN DISCHARGE, IN CFS, AND RANKING, FOR THE FOLLOWING NUMBER OF CONSECUTIVE DAYS IN YEAR ENDING SEPTEMBER 30

| YEAR | 1 | | 3 | | 7 | | 15 | | 30 | | 60 | | 90 | | 120 | | 183 | | ANNUAL | |
|---|---|---|---|---|---|---|---|---|---|---|---|---|---|---|---|---|---|---|---|---|
| 1967 | 3330.0 | 3 | 2560.0 | 2 | 1650.0 | 2 | 874.0 | 3 | 513.0 | 6 | 321.0 | 5 | 304.0 | 5 | 286.0 | 5 | 269.0 | 3 | 155.0 | 3 |
| 1968 | 3430.0 | 2 | 2560.0 | 3 | 1510.0 | 3 | 865.0 | 4 | 461.0 | 7 | 379.0 | 4 | 330.0 | 4 | 323.0 | 4 | 263.0 | 4 | 141.0 | 5 |
| 1969 | 4170.0 | 1 | 3290.0 | 1 | 1750.0 | 1 | 1150.0 | 1 | 747.0 | 1 | 436.0 | 2 | 391.0 | 2 | 355.0 | 2 | 262.0 | 5 | 147.0 | 4 |
| 1970 | 2440.0 | 5 | 1640.0 | 5 | 1110.0 | 7 | 685.0 | 8 | 417.0 | 8 | 307.0 | 7 | 297.0 | 6 | 272.0 | 6 | 220.0 | 6 | 136.0 | 6 |
| 1971 | 2330.0 | 6 | 1590.0 | 6 | 1120.0 | 5 | 780.0 | 6 | 531.0 | 4 | 315.0 | 6 | 238.0 | 7 | 189.0 | 7 | 145.0 | 7 | 82.3 | 7 |
| 1972 | 2130.0 | 7 | 1560.0 | 7 | 1280.0 | 4 | 887.0 | 2 | 530.0 | 5 | 305.0 | 8 | 229.0 | 8 | 177.0 | 8 | 131.0 | 8 | 74.2 | 8 |
| 1973 | 2020.0 | 8 | 1460.0 | 8 | 956.0 | 8 | 792.0 | 5 | 686.0 | 2 | 529.0 | 1 | 411.0 | 1 | 371.0 | 1 | 360.0 | 1 | 225.0 | 2 |

STATISTICS ON NORMAL MONTHLY MEANS(ALL DAYS)

| OCT | NOV | DEC | JAN | FEB | MARCH | APRIL | MAY | JUNE | JULY | AUG | SEPT |
|---|---|---|---|---|---|---|---|---|---|---|---|
| BY ROWS(MEAN,VARIANCE,STANDARD DEVIATION, SKEWNESS, COEFF. OF VARIATION,PERCENTAGE OF AVERAGE FLOW) | | | | | | | | | | | |
| 0.2534E+02 | 0.1199E+03 | 0.1693E+03 | 0.1965E+03 | 0.2308E+03 | 0.2444E+03 | 0.3341E+03 | 0.1576E+03 | 0.9120E+02 | 0.5531E+02 | 0.1634E+02 | 0.1575E+02 |
| 0.9331E+03 | 0.2801E+05 | 0.2346E+05 | 0.2631E+05 | 0.2410E+05 | 0.4042E+05 | 0.2857E+05 | 0.1880E+05 | 0.5017E+04 | 0.3569E+04 | 0.5414E+02 | 0.3927E+03 |
| 0.3055E+02 | 0.1674E+03 | 0.1532E+03 | 0.1622E+03 | 0.1552E+03 | 0.2010E+03 | 0.1690E+03 | 0.1371E+03 | 0.7083E+02 | 0.5974E+02 | 0.7358E+01 | 0.1982E+02 |
| 0.1361E+01 | 0.1700E+01 | 0.1333E+01 | 0.1695E+01 | 0.1287E+01 | 0.1559E+01 | -0.1087E+01 | 0.1478E+01 | 0.8821E+00 | 0.1530E+01 | 0.6213E+00 | 0.2214E+01 |
| 0.1206E+01 | 0.1396E+01 | 0.9048E+00 | 0.8256E+00 | 0.6727E+00 | 0.8226E+00 | 0.5059E+00 | 0.8703E+00 | 0.7767E+00 | 0.1080E+01 | 0.4502E+00 | 0.1259E+01 |
| 0.1530E+01 | 0.7240E+01 | 0.1022E+02 | 0.1186E+02 | 0.1393E+02 | 0.1475E+02 | 0.2017E+02 | 0.9512E+01 | 0.5505E+01 | 0.3339E+01 | 0.9866E+00 | 0.9506E+00 |

STATISTICS ON NORMAL ANNUAL MEANS(ALL DAYS)

| MEAN | VARIANCE | STANDARD DEVIATION | SKEWNESS | COEFF. OF VARIATION | SERIAL CORR |
|---|---|---|---|---|---|
| 0.1373E+03 | 0.2523E+04 | 0.5023E+02 | 0.4910E+00 | 0.3659E+00 | -0.2255E+00 |

STATISTICS ON LOG MONTHLY MEANS(ALL DAYS)

| OCT | NOV | DEC | JAN | FEB | MARCH | APRIL | MAY | JUNE | JULY | AUG | SEPT |
|---|---|---|---|---|---|---|---|---|---|---|---|
| BY ROWS(MEAN,VARIANCE,STANDARD DEVIATION, SKEWNESS, COEFF. OF VARIATION,PERCENTAGE OF AVERAGE FLOW) | | | | | | | | | | | |
| 0.1121E+01 | 0.1697E+01 | 0.2073E+01 | 0.2169E+01 | 0.2263E+01 | 0.2279E+01 | 0.2407E+01 | 0.2077E+01 | 0.1827E+01 | 0.1482E+01 | 0.1173E+01 | 0.9825E+00 |
| 0.2898E+00 | 0.3847E+00 | 0.1648E+00 | 0.1366E+00 | 0.1238E+00 | 0.1046E+00 | 0.1959E+00 | 0.1109E+00 | 0.1578E+00 | 0.3161E+00 | 0.4363E-01 | 0.1849E+00 |
| 0.5384E+00 | 0.6203E+00 | 0.4060E+00 | 0.3696E+00 | 0.3518E+00 | 0.3234E+00 | 0.4426E+00 | 0.3331E+00 | 0.3972E+00 | 0.5623E+00 | 0.2089E+00 | 0.4300E+00 |
| 0.4938E+00 | 0.7102E+00 | 0.1440E+00 | -0.2917E+00 | -0.1104E+01 | 0.6318E+00 | -0.2181E+01 | 0.8857E+00 | -0.6223E+00 | -0.2630E+00 | -0.4529E+00 | 0.1146E+01 |
| 0.4803E+00 | 0.3654E+00 | 0.1959E+00 | 0.1704E+00 | 0.1554E+00 | 0.1419E+00 | 0.1839E+00 | 0.1603E+00 | 0.2174E+00 | 0.3793E+00 | 0.1781E+00 | 0.4376E+00 |
| 0.5201E+01 | 0.7877E+01 | 0.9617E+01 | 0.1006E+02 | 0.1050E+02 | 0.1057E+02 | 0.1117E+02 | 0.9639E+01 | 0.8477E+01 | 0.6879E+01 | 0.5442E+01 | 0.4559E+01 |

STATISTICS ON LOG ANNUAL MEANS(ALL DAYS)

| MEAN | VARIANCE | STANDARD DEVIATION | SKEWNESS | COEFF. OF VARIATION | SERIAL CORR |
|---|---|---|---|---|---|
| 0.2111E+01 | 0.2764E-01 | 0.1662E+00 | -0.3419E+00 | 0.7874E-01 | -0.9394E-01 |

ANNUAL PEAKS

| | |
|---|---|
| 1967 | 3950 |
| 1968 | 4150 |
| 1969 | 5480 |
| 1970 | 2510 |
| 1971 | 2580 |
| 1972 | 2350 |
| 1973 | 2020 |

## 03342350 Buttermilk Creek near Paxton, Ind.

LOCATION.--Lat 39°03'43", long 87°20'37", in SE¼NW¼ sec.7, T.7 N., R.8 W., Sullivan County, on left bank at downstream side of bridge, 3 miles (5 km) northeast of Paxton, and 3 miles (5 km) upstream from mouth.

DRAINAGE AREA.--16.5 $mi^2$ (42.7 $km^2$).

REMARKS.--Flow affected by surface-mined areas.

DURATION TABLE OF DAILY DISCHARGE FOR YEAR ENDING SEPTEMBER 30

| CLASS | 0 | 1 | 2 | 3 | 4 | 5 | 6 | 7 | 8 | 9 | 10 | 11 | 12 | 13 | 14 | 15 | 16 | 17 | 18 | 19 | 20 | 21 | 22 | 23 | 24 | 25 | 26 | 27 | 28 | 29 | 30 | 31 | 32 | 33 | 34 | CFS_DAYS |
|---|---|---|---|---|---|---|---|---|---|---|---|---|---|---|---|---|---|---|---|---|---|---|---|---|---|---|---|---|---|---|---|---|---|---|---|---|
| YEAR | NUMBER OF DAYS IN CLASS | | | | | | | | | | | | | | | | | | | | | | | | | | | | | | | | | | | |
| 1967 | | 2 | 3 | 1 | | 2 | 3 | | 12 | 17 | 13 | 16 | 15 | 9 | 45 | 25 | 14 | 5 | 7 | 19 | 31 | 27 | 31 | 12 | 11 | 13 | 11 | 3 | 7 | 4 | 7 | | | | | 6394.3 |
| 1968 | | | | | | | 1 | | 4 | 1 | 4 | 7 | 4 | 7 | 19 | 15 | 18 | 36 | 44 | 52 | 39 | 21 | 35 | 12 | 7 | 10 | 10 | 6 | 4 | 4 | 4 | 2 | | | | 6474.9 |
| 1969 | | | | | | | | | | 8 | 6 | 13 | 19 | 17 | 33 | 32 | 31 | 27 | 35 | 18 | 20 | 20 | 13 | 24 | 16 | 6 | 7 | 4 | 6 | 4 | 3 | 1 | 2 | | | 6057.7 |
| 1970 | | | | | | | | 1 | | 2 | 21 | 5 | 8 | 16 | 17 | 18 | 32 | 45 | 46 | 36 | 24 | 28 | 14 | 17 | 9 | 10 | 4 | 5 | 2 | 2 | 1 | | | | | 5504.9 |
| 1971 | | | | | | | | | | | | 1 | 5 | 30 | 31 | 80 | 63 | 46 | 27 | 21 | 11 | 12 | 12 | 5 | 6 | 6 | 3 | 4 | 1 | | 1 | | | | | 3576.2 |
| 1972 | | 1 | | | | 2 | 2 | | 17 | 15 | 8 | 20 | 20 | 17 | 31 | 29 | 30 | 21 | 46 | 29 | 28 | 10 | 10 | 10 | 4 | 6 | 2 | 2 | 3 | | 2 | 1 | | | | 3104.5 |
| 1973 | | 15 | | 5 | | 4 | 2 | | 18 | 7 | 2 | 5 | 7 | 12 | 15 | 16 | 24 | 12 | 11 | 8 | 23 | 25 | 32 | 31 | 28 | 17 | 17 | 9 | 5 | 9 | 4 | 2 | | | | 8621.0 |

| CLASS | CFS | TOTAL | ACCUM | PERCT | CLASS | CFS | TOTAL | ACCUM | PERCT | CLASS | CFS | TOTAL | ACCUM | PERCT | CLASS | CFS | TOTAL | ACCUM | PERCT |
|---|---|---|---|---|---|---|---|---|---|---|---|---|---|---|---|---|---|---|---|
| 0 | 0.00 | 18 | 2557 | 100.0 | 9 | 0.30 | 35 | 2414 | 94.4 | 18 | 5.6 | 199 | 1150 | 45.0 | 27 | 96 | 34 | 90 | 3.5 |
| 1 | 0.01 | 3 | 2539 | 99.3 | 10 | 0.40 | 82 | 2379 | 93.0 | 19 | 7.7 | 198 | 951 | 37.2 | 28 | 130 | 24 | 56 | 2.1 |
| 2 | 0.02 | 6 | 2536 | 99.2 | 11 | 0.60 | 71 | 2297 | 89.8 | 20 | 11.0 | 138 | 753 | 29.4 | 29 | 180 | 22 | 32 | 1.2 |
| 3 | 0.03 | 0 | 2530 | 98.9 | 12 | 0.80 | 75 | 2226 | 87.1 | 21 | 14.0 | 161 | 615 | 24.1 | 30 | 250 | 8 | 10 | .3 |
| 4 | 0.04 | 8 | 2530 | 98.9 | 13 | 1.10 | 191 | 2151 | 84.1 | 22 | 20.0 | 115 | 454 | 17.8 | 31 | 340 | 2 | 2 | .0 |
| 5 | 0.06 | 8 | 2522 | 98.6 | 14 | 1.60 | 165 | 1960 | 76.7 | 23 | 27.0 | 88 | 339 | 13.3 | 32 | | | | |
| 6 | 0.09 | 0 | 2514 | 98.3 | 15 | 2.20 | 215 | 1795 | 70.2 | 24 | 37.0 | 67 | 251 | 9.8 | 33 | | | | |
| 7 | 0.10 | 52 | 2514 | 98.3 | 16 | 3.00 | 196 | 1580 | 61.8 | 25 | 51.0 | 63 | 184 | 7.2 | 34 | | | | |
| 8 | 0.20 | 48 | 2462 | 96.3 | 17 | 4.10 | 234 | 1384 | 54.1 | 26 | 70.0 | 31 | 121 | 4.7 | | | | | |

LOWEST MEAN DISCHARGE, IN CFS, AND RANKING, FOR THE FOLLOWING NUMBER OF CONSECUTIVE DAYS IN YEAR ENDING MARCH 31

| YEAR | 1 | | 3 | | 7 | | 14 | | 30 | | 60 | | 90 | | 120 | | 183 | | ANNUAL | |
|---|---|---|---|---|---|---|---|---|---|---|---|---|---|---|---|---|---|---|---|---|
| 1968 | 0.17 | 4 | 0.19 | 3 | 0.36 | 3 | 0.47 | 3 | 0.66 | 3 | 2.48 | 6 | 2.87 | 6 | 3.31 | 5 | 6.31 | 5 | 18.90 | 5 |
| 1969 | 0.07 | 2 | 0.09 | 2 | 0.36 | 4 | 0.57 | 5 | 0.80 | 4 | 1.00 | 3 | 1.27 | 2 | 1.76 | 2 | 2.67 | 1 | 16.40 | 3 |
| 1970 | 0.14 | 3 | 0.21 | 4 | 0.27 | 2 | 0.31 | 1 | 0.55 | 1 | 0.98 | 1 | 1.79 | 3 | 3.64 | 6 | 6.56 | 6 | 16.80 | 4 |
| 1971 | 0.32 | 6 | 0.43 | 6 | 0.51 | 6 | 0.57 | 6 | 1.43 | 6 | 2.15 | 5 | 2.41 | 5 | 2.80 | 4 | 3.26 | 3 | 12.30 | 2 |
| 1972 | 0.25 | 5 | 0.33 | 5 | 0.41 | 5 | 0.51 | 4 | 0.87 | 5 | 1.78 | 4 | 2.24 | 4 | 2.31 | 3 | 3.17 | 2 | 6.68 | 1 |
| 1973 | 0.00 | 1 | 0.05 | 1 | 0.12 | 1 | 0.33 | 2 | 0.65 | 2 | 0.98 | 2 | 1.05 | 1 | 1.39 | 1 | 3.72 | 4 | 22.80 | 6 |

HIGHEST MEAN DISCHARGE, IN CFS, AND RANKING, FOR THE FOLLOWING NUMBER OF CONSECUTIVE DAYS IN YEAR ENDING SEPTEMBER 30

| YEAR | 1 | | 3 | | 7 | | 15 | | 30 | | 60 | | 90 | | 120 | | 183 | | ANNUAL | |
|---|---|---|---|---|---|---|---|---|---|---|---|---|---|---|---|---|---|---|---|---|
| 1967 | 237.0 | 7 | 214.0 | 2 | 140.0 | 2 | 77.5 | 3 | 46.0 | 5 | 39.3 | 3 | 36.2 | 3 | 32.3 | 4 | 29.5 | 4 | 17.5 | 3 |
| 1968 | 318.0 | 2 | 207.0 | 3 | 135.0 | 3 | 73.9 | 5 | 53.4 | 3 | 37.0 | 4 | 36.0 | 4 | 35.5 | 3 | 30.9 | 2 | 17.7 | 2 |
| 1969 | 350.0 | 1 | 314.0 | 1 | 172.0 | 1 | 120.0 | 1 | 78.2 | 1 | 48.5 | 2 | 41.1 | 2 | 39.6 | 2 | 30.8 | 3 | 16.6 | 4 |
| 1970 | 282.0 | 3 | 143.0 | 6 | 89.0 | 7 | 64.0 | 7 | 40.3 | 7 | 31.7 | 5 | 31.3 | 5 | 28.4 | 5 | 24.3 | 5 | 15.1 | 5 |
| 1971 | 266.0 | 5 | 123.0 | 7 | 95.4 | 6 | 66.5 | 6 | 46.2 | 4 | 28.6 | 6 | 23.1 | 6 | 19.8 | 6 | 16.1 | 6 | 9.8 | 6 |
| 1972 | 268.0 | 4 | 146.0 | 5 | 120.0 | 4 | 74.5 | 4 | 45.0 | 6 | 26.8 | 7 | 21.2 | 7 | 17.4 | 7 | 14.8 | 7 | 8.5 | 7 |
| 1973 | 262.0 | 6 | 171.0 | 4 | 103.0 | 5 | 80.7 | 2 | 70.7 | 2 | 57.8 | 1 | 46.0 | 1 | 42.7 | 1 | 42.3 | 1 | 23.6 | 1 |

STATISTICS ON NORMAL MONTHLY MEANS(ALL DAYS)

| OCT | NOV | DEC | JAN | FEB | MARCH | APRIL | MAY | JUNE | JULY | AUG | SEPT |
|---|---|---|---|---|---|---|---|---|---|---|---|
| BY FLOWS(MEAN,VARIANCE,STANDARD DEVIATION, SKEWNESS, COEFF. OF VARIATION,PERCENTAGE OF AVERAGE FLOW) | | | | | | | | | | | |
| 0.3889E+01 | 0.1463E+02 | 0.2270E+02 | 0.2373E+02 | 0.2212E+02 | 0.2739E+02 | 0.3593E+02 | 0.1885E+02 | 0.1031E+02 | 0.3018E+01 | 0.2646E+01 | 0.1919E+01 |
| 0.1127E+02 | 0.3315E+03 | 0.2112E+03 | 0.3485E+03 | 0.1512E+03 | 0.4357E+03 | 0.2821E+03 | 0.1467E+03 | 0.7893E+02 | 0.3596E+01 | 0.3358E+01 | 0.2358E+01 |
| 0.3357E+01 | 0.1821E+02 | 0.1453E+02 | 0.1867E+02 | 0.1230E+02 | 0.2087E+02 | 0.1680E+02 | 0.1211E+02 | 0.8884E+01 | 0.1896E+01 | 0.1833E+01 | 0.1536E+01 |
| 0.9561E+00 | 0.1617E+01 | 0.2557E+00 | 0.1614E+01 | 0.5706E+00 | 0.1277E+01 | -0.9072E+00 | 0.1076E+01 | 0.2287E+01 | -0.6149E-01 | 0.1854E+01 | 0.9832E+00 |
| 0.8631E+00 | 0.1244E+01 | 0.6402E+00 | 0.7867E+00 | 0.5558E+00 | 0.7622E+00 | 0.4674E+00 | 0.6427E+00 | 0.8617E+00 | 0.6283E+00 | 0.6925E+00 | 0.8001E+00 |
| 0.2078E+01 | 0.7820E+01 | 0.1213E+02 | 0.1268E+02 | 0.1182E+02 | 0.1463E+02 | 0.1920E+02 | 0.1007E+02 | 0.5509E+01 | 0.1613E+01 | 0.1414E+01 | 0.1026E+01 |

STATISTICS ON NORMAL ANNUAL MEANS(ALL DAYS)

| MEAN | VARIANCE | STANDARD DEVIATION | SKEWNESS | COEFF. OF VARIATION | SERIAL CORR |
|---|---|---|---|---|---|
| 0.1554E+02 | 0.2632E+02 | 0.5130E+01 | 0.8270E-02 | 0.3301E+00 | -0.9351E-01 |

STATISTICS ON LOG MONTHLY MEANS(ALL DAYS)

| OCT | NOV | DEC | JAN | FEB | MARCH | APRIL | MAY | JUNE | JULY | AUG | SEPT |
|---|---|---|---|---|---|---|---|---|---|---|---|
| BY ROWS(MEAN,VARIANCE,STANDARD DEVIATION, SKEWNESS, COEFF. OF VARIATION,PERCENTAGE OF AVERAGE FLOW) | | | | | | | | | | | |
| 0.3991E+00 | 0.8643E+00 | 0.1258E+01 | 0.1263E+01 | 0.1269E+01 | 0.1329E+01 | 0.1472E+01 | 0.1204E+01 | 0.9085E+00 | 0.3782E+00 | 0.3506E+00 | 0.1622E+00 |
| 0.2488E+00 | 0.3312E+00 | 0.1160E+00 | 0.1217E+00 | 0.9400E-01 | 0.1139E+00 | 0.1275E+00 | 0.6964E-01 | 0.1007E+00 | 0.1199E+00 | 0.6689E-01 | 0.1218E+00 |
| 0.4988E+00 | 0.5755E+00 | 0.3406E+00 | 0.3489E+00 | 0.3066E+00 | 0.3375E+00 | 0.3570E+00 | 0.2639E+00 | 0.3173E+00 | 0.3463E+00 | 0.2586E+00 | 0.3490E+00 |
| -0.7586E+00 | 0.8208E-01 | -0.6263E+00 | -0.2470E+00 | -0.1191E+01 | 0.7157E-01 | -0.2182E+01 | 0.4862E+00 | 0.2750E+00 | -0.4864E+00 | 0.8075E+00 | 0.4483E+00 |
| 0.1250E+01 | 0.6658E+00 | 0.2708E+00 | 0.2763E+00 | 0.2416E+00 | 0.2539E+00 | 0.2425E+00 | 0.2192E+00 | 0.3493E+00 | 0.9155E+00 | 0.7376E+00 | 0.2152E+01 |
| 0.3676E+01 | 0.7960E+01 | 0.1158E+02 | 0.1163E+02 | 0.1169E+02 | 0.1224E+02 | 0.1356E+02 | 0.1109E+02 | 0.8367E+01 | 0.3484E+01 | 0.3229E+01 | 0.1493E+01 |

STATISTICS ON LOG ANNUAL MEANS(ALL DAYS)

| MEAN | VARIANCE | STANDARD DEVIATION | SKEWNESS | COEFF. OF VARIATION | SERIAL CORR |
|---|---|---|---|---|---|
| 0.1169E+01 | 0.2427E-01 | 0.1558E+00 | -0.6142E+00 | 0.1333E+00 | -0.1870E-02 |

ANNUAL PEAKS

| | |
|---|---|
| 1967 | 403 |
| 1968 | 442 |
| 1969 | 441 |
| 1970 | 439 |
| 1971 | 425 |
| 1972 | 416 |
| 1973 | 401 |

## 03342500 Busseron Creek near Carlisle, Ind.

LOCATION.--Lat 38°58'26", long 87°25'33", in NW¼ survey 17, Vincennes Tract, Sullivan County, on left bank 10 ft (3 m) downstream from bridge on State Highway 58, 1.5 miles (2.4 km) northwest of Carlisle, and 6.8 miles (10.9 km) upstream from mouth.

DRAINAGE AREA.--228 mi² (591 km²).

REMARKS.--Flow affected by Soil Conservation Service floodwater-retarding structures and surface-mined areas.

### DURATION TABLE OF DAILY DISCHARGE FOR YEAR ENDING SEPTEMBER 30

| CLASS | 0 | 1 | 2 | 3 | 4 | 5 | 6 | 7 | 8 | 9 | 10 | 11 | 12 | 13 | 14 | 15 | 16 | 17 | 18 | 19 | 20 | 21 | 22 | 23 | 24 | 25 | 26 | 27 | 28 | 29 | 30 | 31 | 32 | 33 | 34 | |
|---|---|---|---|---|---|---|---|---|---|---|---|---|---|---|---|---|---|---|---|---|---|---|---|---|---|---|---|---|---|---|---|---|---|---|---|---|
| YEAR | NUMBER OF DAYS IN CLASS | | | | | | | | | | | | | | | | | | | | | | | | | | | | | | | | | | | CFS-DAYS |
| 1944 | | | | 3 | 18 | 22 | | 9 | 47 | 28 | 36 | 16 | | 9 | 14 | 26 | 24 | 12 | | 3 | 9 | 10 | 12 | 11 | 15 | | 9 | 11 | | 9 | 3 | | 2 | 1 | 3 | 3 | 1 | 44608.6 |
| 1945 | | | | | | | | | 4 | 20 | 34 | 45 | 31 | 18 | 14 | 21 | 17 | | 7 | 11 | 8 | 20 | 13 | 17 | | 9 | 10 | 12 | | 9 | 8 | 14 | 7 | 9 | 6 | 1 | 110941.2 |
| 1946 | | | | | | | | 10 | 26 | 14 | | 8 | | 7 | 5 | 5 | 21 | 31 | 24 | 24 | 20 | 30 | 22 | 26 | 19 | 15 | 16 | 11 | 14 | | 9 | 6 | 2 | | | | 74792.4 |
| 1947 | | | | | 3 | | 8 | 3 | 7 | 12 | | 3 | | 4 | 15 | 17 | 15 | 19 | 18 | 30 | 18 | 32 | 21 | 23 | 19 | 20 | 11 | 13 | 16 | | 7 | 23 | 5 | 3 | | | 83958.1 |
| 1948 | | | | | | | | | | 4 | | 3 | 21 | 34 | 19 | 42 | 29 | 42 | 27 | 18 | 13 | 23 | 13 | 11 | 10 | | 3 | 13 | | 7 | 20 | | 4 | 6 | 4 | | | 66194.8 |
| 1949 | | | | | | | | | | | | | | | 7 | 18 | 31 | 27 | 17 | 20 | 33 | 37 | 30 | 36 | 21 | 13 | 12 | 15 | 12 | | 9 | 12 | 12 | 3 | | | 121051.2 |
| 1950 | | | | | | | | | | | 4 | 11 | | 8 | 4 | | 8 | 13 | 20 | 33 | 23 | 20 | 30 | 24 | 22 | 17 | 15 | 16 | 13 | 17 | 29 | 10 | 16 | | 6 | 4 | 1 | 1 | 200136.7 |
| 1951 | | | | | | | | | | 2 | | 5 | 10 | 13 | 13 | | 8 | 23 | 38 | 21 | 21 | 24 | 24 | 31 | 24 | 22 | | 8 | 22 | 12 | 13 | 20 | | 8 | 3 | | | | 94073.1 |
| 1952 | | | | | | | | | | 5 | 23 | 25 | 14 | 11 | | 9 | 18 | 18 | 17 | 17 | 12 | 14 | 32 | 30 | 23 | 15 | 12 | 17 | 12 | 27 | | 7 | 5 | 3 | | | | 115793.9 |
| 1953 | | | 1 | 3 | 1 | 4 | | 4 | 10 | 23 | 41 | 17 | 12 | 26 | 18 | 12 | 21 | 15 | 17 | 17 | 25 | 15 | 17 | 17 | 10 | 11 | 11 | | 4 | 9 | | | | 1 | 3 | | | | 42286.0 |
| 1954 | 26 | 32 | | 9 | 3 | 36 | 13 | 36 | 27 | 13 | 25 | 18 | 15 | 15 | 19 | 20 | 13 | 18 | 13 | | 7 | 1 | 1 | 1 | 2 | 2 | | | | | | | | | | | | | 3929.6 |
| 1955 | 6 | 10 | 10 | | 2 | 7 | 5 | 10 | 15 | 27 | 22 | 16 | 11 | | 8 | 8 | 19 | 15 | 28 | 26 | 21 | 19 | 25 | | 9 | 12 | | 8 | 7 | 5 | 9 | 4 | 1 | | | | | | 35844.1 |
| 1956 | | | | | | | | | | 5 | 26 | | 2 | 3 | 11 | 17 | 33 | 40 | 28 | 26 | 30 | 24 | 25 | 26 | 16 | 15 | | 9 | 11 | | 1 | 9 | 4 | 4 | 1 | | | 64172.6 |
| 1957 | | | | | | | | | | 9 | 19 | | 6 | 9 | | 8 | 15 | 26 | 37 | 28 | 29 | 29 | 22 | 24 | 23 | 13 | 13 | 13 | | 6 | 9 | 7 | 10 | 3 | 2 | 5 | | 100914.8 |
| 1958 | | | | | | | | | | | | | | | 9 | 14 | 22 | 17 | 23 | 21 | 45 | 58 | 31 | 29 | 16 | 13 | 10 | 10 | 10 | 14 | 16 | 3 | 1 | 3 | | | 114860.0 |
| 1959 | | | | | | | | | | | | | | 8 | 14 | 19 | 53 | 27 | 22 | 29 | 26 | 27 | 31 | 24 | 15 | 14 | 14 | 12 | | 9 | 7 | 8 | 3 | 3 | | | 83865.9 |
| 1960 | | | | | | | | | | 14 | 18 | 14 | 12 | 11 | | 8 | 16 | 15 | 29 | 20 | 47 | 36 | 26 | 26 | 17 | 17 | | 7 | 13 | | 8 | 11 | 1 | | | | | 56590.1 |
| 1961 | | | | | | | | | | 10 | 23 | 26 | 42 | 57 | 25 | 17 | 14 | 20 | 17 | 14 | 10 | 12 | 17 | 17 | 13 | | 8 | 6 | | 3 | 4 | 4 | 1 | 1 | 1 | 3 | | 68672.5 |
| 1962 | | | | | | | | | | | | | 6 | 13 | 17 | 32 | 22 | 28 | 31 | 27 | 24 | 21 | 26 | 40 | 20 | 12 | 10 | | 7 | 9 | 10 | | 6 | 2 | 2 | | | 74012.4 |
| 1963 | | | 2 | 2 | 3 | 5 | | 3 | 2 | 6 | | 3 | 3 | 18 | 22 | 19 | 32 | 51 | 42 | 23 | 31 | 29 | | 8 | 11 | | 5 | 10 | | 8 | 6 | 2 | 5 | 4 | 3 | 4 | 3 | 51052.0 |
| 1964 | | | | | | | 1 | | 4 | 17 | 20 | 27 | 25 | 28 | 42 | 34 | 27 | 25 | 25 | 11 | 14 | 14 | 11 | 13 | | 7 | | 4 | | 5 | 3 | 1 | 3 | 3 | 2 | | | 29635.2 |
| 1965 | | | | | | | | | | | 7 | | 3 | 18 | 34 | 62 | 27 | 25 | 19 | 17 | 16 | 28 | 29 | 15 | 16 | 13 | 11 | | 9 | 4 | 6 | 3 | 2 | 1 | | | | 38574.0 |
| 1966 | | | | | 3 | | 1 | 5 | 2 | 8 | 10 | 22 | 14 | 18 | 23 | 39 | 22 | 22 | 28 | 16 | 15 | 24 | 20 | 13 | 23 | 11 | | 8 | 1 | 6 | 4 | 1 | 6 | | | | | 33741.3 |
| 1967 | | | | | | | | | | | | | | 13 | 35 | 23 | 14 | 29 | 14 | 10 | 11 | 26 | 34 | 33 | 22 | 22 | 20 | | 9 | 9 | 12 | 19 | 4 | 2 | 2 | 2 | | | 93538.9 |
| 1968 | | | | | | | | | | | | | | 4 | 26 | 18 | 10 | 28 | 23 | 38 | 35 | 27 | 24 | 20 | 24 | 17 | 14 | 17 | | 9 | 7 | 8 | 6 | 8 | 3 | | | | 89349.7 |
| 1969 | | | | | | | | | | | | | | | 24 | 13 | 20 | 22 | 16 | 26 | 35 | 39 | 25 | 30 | 28 | 19 | 13 | 11 | | 6 | 11 | 12 | 5 | 6 | 1 | 3 | | | 99136.7 |
| 1970 | | | | | | | | | | | | | | | 1 | 15 | 27 | 19 | 15 | 26 | 28 | 36 | 36 | 43 | 26 | 22 | 20 | | 8 | 13 | 7 | 11 | 10 | 2 | | | | 80621.2 |
| 1971 | | | | | | | | | | | | | | | 8 | 24 | 28 | 28 | 20 | 66 | 40 | 32 | 33 | 16 | 22 | 14 | | 8 | 5 | 3 | 2 | 11 | 2 | 3 | | | | 49827.5 |
| 1972 | | | | | | | | | | | | | | 3 | 31 | 58 | 36 | 22 | 28 | 13 | 29 | 38 | 35 | 14 | 19 | | 5 | 7 | 6 | 5 | 4 | 4 | 7 | 2 | | | | 47550.9 |
| 1973 | | | | | | | | | | | | | | | 1 | 23 | 12 | | 8 | 13 | 11 | 17 | 24 | 35 | 28 | 25 | 27 | 33 | 32 | 18 | 13 | 24 | 12 | 9 | | | | 134694.8 |

| CLASS | CFS | TOTAL | ACCUM | PERCT | CLASS | CFS | TOTAL | ACCUM | PERCT | CLASS | CFS | TOTAL | ACCUM | PERCT | CLASS | CFS | TOTAL | ACCUM | PERCT |
|---|---|---|---|---|---|---|---|---|---|---|---|---|---|---|---|---|---|---|---|
| 0 | 0.00 | 32 | 10958 | 100.0 | 9 | 2.20 | 319 | 10189 | 93.0 | 18 | 48.0 | 757 | 5076 | 46.3 | 27 | 1000 | 303 | 656 | 5.9 |
| 1 | 0.10 | 45 | 10926 | 99.7 | 10 | 3.10 | 339 | 9870 | 90.1 | 19 | 67.0 | 737 | 4319 | 39.4 | 28 | 1500 | 172 | 353 | 3.2 |
| 2 | 0.20 | 27 | 10881 | 99.3 | 11 | 4.30 | 503 | 9531 | 87.0 | 20 | 95.0 | 651 | 3582 | 32.7 | 29 | 2100 | 113 | 181 | 1.6 |
| 3 | 0.30 | 13 | 10854 | 99.1 | 12 | 6.10 | 612 | 9028 | 82.4 | 21 | 130.0 | 635 | 2931 | 26.7 | 30 | 2900 | 43 | 68 | .6 |
| 4 | 0.40 | 78 | 10841 | 98.9 | 13 | 8.60 | 576 | 8416 | 76.8 | 22 | 190.0 | 455 | 2296 | 21.0 | 31 | 4100 | 20 | 25 | .2 |
| 5 | 0.60 | 58 | 10763 | 98.2 | 14 | 12.00 | 729 | 7840 | 71.5 | 23 | 260.0 | 365 | 1841 | 16.8 | 32 | 5800 | 4 | 5 | |
| 6 | 0.80 | 82 | 10705 | 97.7 | 15 | 17.00 | 687 | 7111 | 64.9 | 24 | 370.0 | 323 | 1476 | 13.5 | 33 | 8200 | 1 | 1 | |
| 7 | 1.10 | 166 | 10623 | 96.9 | 16 | 24.00 | 694 | 6424 | 58.6 | 25 | 530.0 | 255 | 1153 | 10.5 | 34 | | | | |
| 8 | 1.50 | 268 | 10457 | 95.4 | 17 | 34.00 | 654 | 5730 | 52.3 | 26 | 740.0 | 242 | 898 | 8.2 | | | | | |

### LOWEST MEAN DISCHARGE, IN CFS, AND RANKING, FOR THE FOLLOWING NUMBER OF CONSECUTIVE DAYS IN YEAR ENDING MARCH 31

| YEAR | 1 | | 3 | | 7 | | 14 | | 30 | | 60 | | 90 | | 120 | | 183 | | ANNUAL | |
|---|---|---|---|---|---|---|---|---|---|---|---|---|---|---|---|---|---|---|---|---|
| 1945 | 0.40 | 5 | 0.40 | 5 | 0.50 | 5 | 0.60 | 4 | 0.80 | 4 | 1.50 | 3 | 3.20 | 3 | 3.10 | 2 | 3.70 | 2 | 176.00 | 12 |
| 1946 | 2.80 | 17 | 2.90 | 17 | 3.00 | 16 | 4.00 | 14 | 6.50 | 18 | 46.20 | 28 | 71.90 | 27 | 86.30 | 27 | 106.00 | 25 | 340.00 | 25 |
| 1947 | 0.60 | 7 | 0.60 | 7 | 0.60 | 6 | 1.00 | 5 | 1.90 | 7 | 2.80 | 6 | 10.40 | 11 | 10.80 | 10 | 28.90 | 10 | 164.00 | 11 |
| 1948 | 0.40 | 6 | 0.40 | 6 | 0.80 | 7 | 1.10 | 6 | 3.10 | 11 | 16.60 | 21 | 19.30 | 18 | 29.70 | 18 | 29.70 | 11 | 259.00 | 19 |
| 1949 | 1.90 | 14 | 2.00 | 14 | 2.40 | 14 | 5.70 | 21 | 8.90 | 22 | 15.50 | 19 | 41.50 | 24 | 44.20 | 22 | 61.10 | 22 | 346.00 | 26 |
| 1950 | 6.10 | 26 | 6.20 | 24 | 7.70 | 25 | 13.70 | 29 | 36.30 | 29 | 78.90 | 29 | 76.20 | 28 | 93.10 | 28 | 106.00 | 26 | 480.00 | 29 |
| 1951 | 2.50 | 16 | 2.80 | 16 | 3.30 | 17 | 4.10 | 16 | 5.60 | 16 | 17.10 | 22 | 83.70 | 29 | 138.00 | 29 | 150.00 | 28 | 322.00 | 24 |
| 1952 | 2.00 | 15 | 2.10 | 15 | 2.90 | 15 | 4.00 | 15 | 4.90 | 13 | 25.60 | 26 | 41.70 | 25 | 64.00 | 23 | 69.10 | 23 | 304.00 | 23 |
| 1953 | 1.20 | 10 | 1.30 | 10 | 1.50 | 10 | 1.60 | 9 | 1.70 | 6 | 3.50 | 8 | 9.90 | 10 | 10.30 | 9 | 12.80 | 7 | 156.00 | 10 |
| 1954 | 0.10 | 3 | 0.20 | 4 | 0.30 | 4 | 0.50 | 3 | 0.60 | 2 | 1.10 | 1 | 1.20 | 1 | 1.40 | 1 | 1.80 | 1 | 36.20 | 1 |
| 1955 | 0.00 | 1 | 0.00 | 1 | 0.00 | 1 | 0.00 | 1 | 0.00 | 1 | 1.40 | 2 | 3.70 | 6 | 3.30 | 3 | 4.30 | 3 | 59.10 | 2 |
| 1956 | 0.80 | 8 | 0.90 | 8 | 1.20 | 8 | 1.30 | 8 | 1.50 | 5 | 5.00 | 11 | 29.00 | 23 | 39.90 | 21 | 46.80 | 19 | 143.00 | 9 |
| 1957 | 1.50 | 11 | 1.60 | 11 | 1.80 | 11 | 2.10 | 11 | 2.30 | 10 | 4.40 | 9 | 5.90 | 8 | 8.30 | 7 | 23.60 | 9 | 126.00 | 8 |
| 1958 | 7.60 | 27 | 7.70 | 27 | 8.00 | 26 | 8.50 | 25 | 12.90 | 25 | 15.50 | 20 | 24.80 | 20 | 66.30 | 24 | 193.00 | 29 | 410.00 | 28 |
| 1959 | 11.00 | 29 | 11.00 | 29 | 11.90 | 29 | 12.90 | 28 | 14.90 | 26 | 26.30 | 27 | 26.30 | 21 | 82.90 | 26 | 121.00 | 27 | 286.00 | 22 |
| 1960 | 5.40 | 23 | 6.20 | 25 | 6.60 | 23 | 8.40 | 24 | 15.80 | 27 | 25.50 | 25 | 27.90 | 22 | 33.70 | 19 | 49.50 | 21 | 185.00 | 13 |
| 1961 | 1.60 | 13 | 1.70 | 12 | 1.90 | 12 | 2.10 | 12 | 2.20 | 8 | 2.80 | 7 | 3.60 | 5 | 5.30 | 5 | 6.10 | 5 | 95.70 | 7 |
| 1962 | 3.30 | 18 | 3.50 | 18 | 4.10 | 18 | 4.50 | 18 | 5.60 | 14 | 8.90 | 14 | 11.40 | 12 | 23.70 | 15 | 34.10 | 13 | 260.00 | 20 |
| 1963 | 5.80 | 24 | 6.10 | 23 | 6.90 | 24 | 9.50 | 26 | 11.40 | 23 | 17.80 | 23 | 23.50 | 19 | 34.10 | 20 | 36.40 | 15 | 189.00 | 14 |
| 1964 | 0.10 | 2 | 0.10 | 2 | 0.30 | 2 | 0.40 | 2 | 0.80 | 3 | 2.60 | 4 | 3.10 | 2 | 3.70 | 4 | 5.10 | 4 | 74.10 | 4 |
| 1965 | 1.20 | 9 | 1.30 | 9 | 1.40 | 9 | 1.90 | 10 | 3.70 | 12 | 5.00 | 10 | 5.60 | 7 | 5.80 | 6 | 8.40 | 6 | 88.30 | 5 |
| 1966 | 1.50 | 12 | 1.70 | 13 | 2.10 | 13 | 3.90 | 13 | 6.60 | 19 | 6.90 | 12 | 13.10 | 14 | 26.60 | 17 | 41.40 | 16 | 91.00 | 6 |
| 1967 | 0.20 | 4 | 0.20 | 3 | 0.30 | 3 | 1.10 | 7 | 2.20 | 9 | 2.70 | 5 | 3.50 | 4 | 9.90 | 8 | 17.00 | 8 | 223.00 | 16 |
| 1968 | 3.50 | 19 | 3.70 | 19 | 4.10 | 19 | 4.30 | 17 | 5.60 | 15 | 12.70 | 16 | 16.60 | 16 | 22.10 | 14 | 42.30 | 17 | 223.00 | 17 |
| 1969 | 4.60 | 22 | 4.70 | 22 | 4.80 | 21 | 5.20 | 19 | 5.80 | 17 | 7.30 | 13 | 7.50 | 9 | 18.30 | 13 | 34.50 | 14 | 279.00 | 21 |
| 1970 | 8.90 | 28 | 9.30 | 28 | 9.70 | 28 | 12.50 | 27 | 18.70 | 28 | 21.90 | 24 | 51.30 | 26 | 79.20 | 25 | 103.00 | 24 | 239.00 | 18 |
| 1971 | 6.00 | 25 | 7.00 | 26 | 8.20 | 27 | 8.30 | 23 | 12.50 | 24 | 15.20 | 18 | 19.00 | 17 | 25.10 | 16 | 47.10 | 20 | 194.00 | 15 |
| 1972 | 4.30 | 21 | 4.40 | 21 | 6.10 | 22 | 6.70 | 22 | 8.80 | 21 | 14.00 | 17 | 14.10 | 15 | 15.70 | 12 | 30.90 | 12 | 72.60 | 3 |
| 1973 | 3.80 | 20 | 4.10 | 20 | 4.40 | 20 | 5.20 | 20 | 7.60 | 20 | 12.50 | 15 | 12.60 | 13 | 14.40 | 11 | 44.10 | 18 | 347.00 | 27 |

HIGHEST MEAN DISCHARGE, IN CFS, AND RANKING, FOR THE FOLLOWING NUMBER OF CONSECUTIVE DAYS IN YEAR ENDING SEPTEMBER 30

| YEAR | 1 | | 3 | | 7 | | 15 | | 30 | | 60 | | 90 | | 120 | | 183 | | ANNUAL | |
|---|---|---|---|---|---|---|---|---|---|---|---|---|---|---|---|---|---|---|---|---|
| 1944 | 4590.0 | 7 | 3710.0 | 8 | 2270.0 | 10 | 1660.0 | 9 | 1030.0 | 12 | 612.0 | 14 | 462.0 | 17 | 355.0 | 20 | 240.0 | 22 | 122.0 | 24 |
| 1945 | 5070.0 | 5 | 4020.0 | 6 | 2930.0 | 7 | 1880.0 | 6 | 1270.0 | 6 | 1020.0 | 3 | 833.0 | 3 | 837.0 | 2 | 592.0 | 3 | 304.0 | 6 |
| 1946 | 2720.0 | 18 | 2420.0 | 19 | 1720.0 | 20 | 1090.0 | 20 | 817.0 | 20 | 475.0 | 23 | 396.0 | 21 | 421.0 | 18 | 348.0 | 16 | 205.0 | 15 |
| 1947 | 2600.0 | 20 | 2170.0 | 23 | 1640.0 | 23 | 1060.0 | 21 | 922.0 | 15 | 737.0 | 10 | 575.0 | 10 | 450.0 | 15 | 410.0 | 11 | 230.0 | 12 |
| 1948 | 2780.0 | 17 | 2450.0 | 18 | 1720.0 | 21 | 945.0 | 23 | 940.0 | 14 | 612.0 | 15 | 469.0 | 15 | 450.0 | 16 | 316.0 | 18 | 181.0 | 18 |
| 1949 | 3720.0 | 9 | 3300.0 | 11 | 2370.0 | 8 | 1990.0 | 5 | 1540.0 | 2 | 1100.0 | 2 | 914.0 | 2 | 784.0 | 3 | 564.0 | 5 | 332.0 | 3 |
| 1950 | 8500.0 | 1 | 7020.0 | 2 | 4810.0 | 1 | 3400.0 | 1 | 2460.0 | 1 | 1860.0 | 1 | 1440.0 | 1 | 1260.0 | 1 | 921.0 | 1 | 548.0 | 1 |
| 1951 | 2670.0 | 19 | 2540.0 | 17 | 1880.0 | 16 | 1410.0 | 14 | 874.0 | 17 | 648.0 | 13 | 564.0 | 12 | 539.0 | 8 | 454.0 | 8 | 258.0 | 9 |
| 1952 | 3540.0 | 11 | 3260.0 | 12 | 1980.0 | 15 | 1850.0 | 7 | 1230.0 | 7 | 837.0 | 7 | 713.0 | 7 | 648.0 | 7 | 588.0 | 4 | 316.0 | 4 |
| 1953 | 3380.0 | 13 | 3330.0 | 10 | 2000.0 | 14 | 1170.0 | 18 | 833.0 | 19 | 527.0 | 18 | 400.0 | 20 | 316.0 | 21 | 224.0 | 25 | 116.0 | 25 |
| 1954 | 325.0 | 30 | 221.0 | 30 | 116.0 | 30 | 63.5 | 30 | 56.5 | 30 | 37.2 | 30 | 29.2 | 30 | 25.0 | 30 | 18.3 | 30 | 10.8 | 30 |
| 1955 | 1800.0 | 27 | 1570.0 | 28 | 862.0 | 28 | 573.0 | 28 | 374.0 | 29 | 352.0 | 26 | 266.0 | 27 | 231.0 | 27 | 174.0 | 28 | 98.2 | 27 |
| 1956 | 3220.0 | 15 | 2890.0 | 15 | 1620.0 | 24 | 805.0 | 26 | 600.0 | 24 | 380.0 | 25 | 324.0 | 24 | 306.0 | 24 | 280.0 | 19 | 175.0 | 19 |
| 1957 | 4900.0 | 6 | 4500.0 | 5 | 3210.0 | 5 | 1730.0 | 8 | 1200.0 | 10 | 907.0 | 5 | 793.0 | 4 | 673.0 | 4 | 502.0 | 6 | 276.0 | 7 |
| 1958 | 5200.0 | 4 | 4750.0 | 4 | 3320.0 | 4 | 2180.0 | 4 | 1280.0 | 5 | 826.0 | 9 | 640.0 | 9 | 498.0 | 11 | 393.0 | 12 | 315.0 | 5 |
| 1959 | 3100.0 | 16 | 2880.0 | 16 | 2020.0 | 13 | 1240.0 | 17 | 1030.0 | 11 | 709.0 | 11 | 571.0 | 11 | 496.0 | 12 | 390.0 | 13 | 230.0 | 13 |
| 1960 | 1510.0 | 29 | 1130.0 | 29 | 809.0 | 29 | 550.0 | 29 | 443.0 | 27 | 338.0 | 27 | 291.0 | 25 | 297.0 | 25 | 244.0 | 21 | 155.0 | 20 |
| 1961 | 8160.0 | 2 | 7050.0 | 1 | 4710.0 | 2 | 2380.0 | 2 | 1370.0 | 4 | 834.0 | 8 | 676.0 | 8 | 535.0 | 9 | 367.0 | 14 | 188.0 | 17 |
| 1962 | 3340.0 | 14 | 2950.0 | 14 | 1720.0 | 22 | 1060.0 | 22 | 730.0 | 22 | 500.0 | 21 | 501.0 | 14 | 464.0 | 14 | 348.0 | 17 | 203.0 | 16 |
| 1963 | 3650.0 | 10 | 3520.0 | 9 | 2190.0 | 11 | 1540.0 | 12 | 1230.0 | 8 | 659.0 | 12 | 461.0 | 18 | 364.0 | 19 | 256.0 | 20 | 140.0 | 21 |
| 1964 | 2570.0 | 21 | 2260.0 | 21 | 1530.0 | 25 | 810.0 | 24 | 567.0 | 25 | 408.0 | 24 | 283.0 | 26 | 218.0 | 28 | 154.0 | 29 | 81.0 | 29 |
| 1965 | 2310.0 | 23 | 2070.0 | 26 | 1170.0 | 27 | 592.0 | 27 | 443.0 | 28 | 286.0 | 29 | 245.0 | 29 | 209.0 | 29 | 190.0 | 26 | 106.0 | 26 |
| 1966 | 1730.0 | 28 | 1640.0 | 27 | 1510.0 | 26 | 806.0 | 25 | 549.0 | 26 | 336.0 | 28 | 252.0 | 28 | 231.0 | 26 | 176.0 | 27 | 92.4 | 28 |
| 1967 | 4460.0 | 8 | 3990.0 | 7 | 2970.0 | 6 | 1640.0 | 10 | 960.0 | 13 | 575.0 | 17 | 467.0 | 16 | 480.0 | 13 | 444.0 | 10 | 256.0 | 10 |
| 1968 | 3450.0 | 12 | 3040.0 | 13 | 2270.0 | 9 | 1320.0 | 15 | 784.0 | 21 | 589.0 | 16 | 541.0 | 13 | 533.0 | 10 | 449.0 | 9 | 244.0 | 11 |
| 1969 | 5710.0 | 3 | 5340.0 | 3 | 3830.0 | 3 | 2290.0 | 3 | 1530.0 | 3 | 883.0 | 6 | 739.0 | 5 | 663.0 | 5 | 488.0 | 7 | 272.0 | 8 |
| 1970 | 2200.0 | 25 | 2150.0 | 24 | 1760.0 | 19 | 1100.0 | 19 | 644.0 | 23 | 495.0 | 22 | 459.0 | 19 | 424.0 | 17 | 356.0 | 15 | 221.0 | 14 |
| 1971 | 2190.0 | 26 | 2180.0 | 22 | 1780.0 | 17 | 1280.0 | 16 | 863.0 | 18 | 510.0 | 20 | 390.0 | 23 | 310.0 | 22 | 238.0 | 23 | 137.0 | 22 |
| 1972 | 2300.0 | 24 | 2090.0 | 25 | 2050.0 | 12 | 1550.0 | 11 | 901.0 | 16 | 523.0 | 19 | 392.0 | 22 | 308.0 | 23 | 236.0 | 24 | 130.0 | 23 |
| 1973 | 2440.0 | 22 | 2290.0 | 20 | 1770.0 | 18 | 1420.0 | 13 | 1210.0 | 9 | 935.0 | 4 | 717.0 | 6 | 648.0 | 6 | 620.0 | 2 | 369.0 | 2 |

STATISTICS ON NORMAL MONTHLY MEANS(ALL DAYS)

| OCT | NOV | DEC | JAN | FEB | MARCH | APRIL | MAY | JUNE | JULY | AUG | SEPT |
|---|---|---|---|---|---|---|---|---|---|---|---|
| BY ROWS(MEAN,VARIANCE,STANDARD DEVIATION, SKEWNESS, COEFF. OF VARIATION,PERCENTAGE OF AVERAGE FLOW) | | | | | | | | | | | |
| 0.3379E+02 | 0.1354E+03 | 0.2153E+03 | 0.3309E+03 | 0.3471E+03 | 0.4193E+03 | 0.4239E+03 | 0.2760E+03 | 0.1878E+03 | 0.8604E+02 | 0.3634E+02 | 0.4252E+02 |
| 0.2990E+04 | 0.3449E+05 | 0.8186E+05 | 0.2430E+06 | 0.1018E+06 | 0.9449E+05 | 0.9757E+05 | 0.7964E+05 | 0.4774E+05 | 0.1004E+05 | 0.2228E+04 | 0.7850E+04 |
| 0.5468E+02 | 0.1857E+03 | 0.2861E+03 | 0.4930E+03 | 0.3191E+03 | 0.3074E+03 | 0.3124E+03 | 0.2822E+03 | 0.2185E+03 | 0.1002E+03 | 0.4720E+02 | 0.8860E+02 |
| 0.3006E+01 | 0.1813E+01 | 0.2062E+01 | 0.3115E+01 | 0.1259E+01 | 0.9961E+00 | 0.6843E+00 | 0.1773E+01 | 0.2170E+01 | 0.1987E+01 | 0.3040E+01 | 0.4729E+01 |
| 0.1618E+01 | 0.1372E+01 | 0.1329E+01 | 0.1490E+01 | 0.9193E+00 | 0.7330E+00 | 0.7369E+00 | 0.1022E+01 | 0.1163E+01 | 0.1165E+01 | 0.1299E+01 | 0.2084E+01 |
| 0.1333E+01 | 0.5342E+01 | 0.8495E+01 | 0.1306E+02 | 0.1370E+02 | 0.1655E+02 | 0.1673E+02 | 0.1089E+02 | 0.7410E+01 | 0.3395E+01 | 0.1434E+01 | 0.1678E+01 |

STATISTICS ON NORMAL ANNUAL MEANS(ALL DAYS)

| MEAN | VARIANCE | STANDARD DEVIATION | SKEWNESS | COEFF. OF VARIATION | SERIAL CORR |
|---|---|---|---|---|---|
| 0.2103E+03 | 0.1148E+05 | 0.1071E+03 | 0.9300E+00 | 0.5094E+00 | 0.3748E+00 |

BUSSERON CREEK NEAR CARLISLE, IND. (Continued)

STATISTICS ON LOG MONTHLY MEANS(ALL DAYS)

| OCT | NOV | DEC | JAN | FEB | MARCH | APRIL | MAY | JUNE | JULY | AUG | SEPT |
|---|---|---|---|---|---|---|---|---|---|---|---|
| BY ROWS(MEAN,VARIANCE,STANDARD DEVIATION, SKEWNESS, COEFF. OF VARIATION,PERCENTAGE OF AVERAGE FLOW) | | | | | | | | | | | |
| 0.1146E+01 | 0.1626E+01 | 0.1867E+01 | 0.2127E+01 | 0.2301E+01 | 0.2485E+01 | 0.2477E+01 | 0.2238E+01 | 0.2004E+01 | 0.1531E+01 | 0.1286E+01 | 0.1174E+01 |
| 0.3419E+00 | 0.6082E+00 | 0.5862E+00 | 0.4653E+00 | 0.2957E+00 | 0.1629E+00 | 0.1699E+00 | 0.1903E+00 | 0.2786E+00 | 0.6896E+00 | 0.2626E+00 | 0.4463E+00 |
| 0.5847E+00 | 0.7795E+00 | 0.7656E+00 | 0.6821E+00 | 0.5419E+00 | 0.4036E+00 | 0.4122E+00 | 0.4363E+00 | 0.5278E+00 | 0.8304E+00 | 0.5124E+00 | 0.6681E+00 |
| 0.2455E+00 | -0.2817E+00 | -0.4006E+00 | -0.5600E+00 | -0.7574E+00 | -0.1285E+01 | -0.7131E+00 | 0.7962E-01 | -0.2141E+00 | -0.1767E+01 | 0.2071E-01 | -0.1206E+00 |
| 0.5101E+00 | 0.4797E+00 | 0.4101E+00 | 0.3206E+00 | 0.2355E+00 | 0.1624E+00 | 0.1664E+00 | 0.1949E+00 | 0.2634E+00 | 0.5423E+00 | 0.3985E+00 | 0.5691E+00 |
| 0.5149E+01 | 0.7302E+01 | 0.8366E+01 | 0.9555E+01 | 0.1034E+02 | 0.1116E+02 | 0.1113E+02 | 0.1005E+02 | 0.9002E+01 | 0.6879E+01 | 0.5776E+01 | 0.5273E+01 |

STATISTICS ON LOG ANNUAL MEANS(ALL DAYS)

| MEAN | VARIANCE | STANDARD DEVIATION | SKEWNESS | COEFF. OF VARIATION | SERIAL CORR |
|---|---|---|---|---|---|
| 0.2250E+01 | 0.9240E-01 | 0.3040E+00 | -0.2205E+01 | 0.1351E+00 | 0.3651E+00 |

ANNUAL PEAKS

| | |
|---|---|
| 1944 | 4700 |
| 1945 | 5500 |
| 1946 | 2900 |
| 1947 | 2720 |
| 1948 | 3100 |
| 1949 | 4200 |
| 1950 | 8800 |
| 1951 | 2900 |
| 1952 | 4070 |
| 1953 | 3490 |
| 1954 | 430 |
| 1955 | 2040 |
| 1956 | 3940 |
| 1957 | 5200 |
| 1958 | 5400 |
| 1959 | 3100 |
| 1960 | 1690 |
| 1961 | 8580 |
| 1962 | 3570 |
| 1963 | 3970 |
| 1964 | 2750 |
| 1965 | 2600 |
| 1966 | 1920 |
| 1967 | 4740 |
| 1968 | 3540 |
| 1969 | 5880 |
| 1970 | 2650 |
| 1971 | 2460 |
| 1972 | 2400 |
| 1973 | 2620 |

## 03343000 Wabash River at Vincennes, Ind.

LOCATION.--Lat 38°42'26", long 87°31'10", in NW¼SW¼ sec.10, T.3 N., R.10 W., Knox County, near center of span on downstream side of bridge on U.S. Highway 50 at the Indiana-Illinois State line, 4.9 miles (7.9 km) downstream from Maria Creek, 7.7 miles (12.4 km) upstream from Embarras River, and at mile 129.8 (208.8 km).

DRAINAGE AREA.--13,706 mi² (35,498 km²).

REMARKS.--Natural flow of stream affected by storage reservoirs and power development.

DURATION TABLE OF DAILY DISCHARGE FOR YEAR ENDING SEPTEMBER 30

| CLASS | 0 | 1 | 2 | 3 | 4 | 5 | 6 | 7 | 8 | 9 | 10 | 11 | 12 | 13 | 14 | 15 | 16 | 17 | 18 | 19 | 20 | 21 | 22 | 23 | 24 | 25 | 26 | 27 | 28 | 29 | 30 | 31 | 32 | 33 | 34 | |
|---|---|---|---|---|---|---|---|---|---|---|---|---|---|---|---|---|---|---|---|---|---|---|---|---|---|---|---|---|---|---|---|---|---|---|---|---|
| YEAR | NUMBER OF DAYS IN CLASS | | | | | | | | | | | | | | | | | | | | | | | | | | | | | | | | | | | CFS-DAYS |
| 1930 | | | | | | | 27 | 44 | 36 | 29 | 10 | 7 | 17 | 10 | 24 | 10 | 16 | 21 | 10 | 14 | 13 | 21 | 10 | 6 | 17 | 4 | 2 | 2 | 7 | 5 | 3 | | | | | 5056360.0 |
| 1931 | | | | 3 | 34 | 52 | 67 | 47 | 16 | 28 | 49 | 32 | 16 | 5 | 8 | 2 | 1 | 2 | 1 | 1 | 1 | | | | | | | | | | | | | | | 1102580.0 |
| 1932 | | | | | | | 9 | 23 | 21 | 29 | 25 | 22 | 20 | 18 | 35 | 24 | 33 | 23 | 16 | 18 | 13 | 16 | 6 | 3 | 5 | 7 | | | | | | | | | | 3579050.0 |
| 1933 | | | | | | | 18 | 20 | 19 | 26 | 24 | 19 | 17 | 19 | 13 | 17 | 15 | 14 | 15 | 16 | 12 | 10 | 10 | 36 | 14 | 10 | 11 | 1 | 4 | 5 | | | | | | 5817830.0 |
| 1934 | | 9 | 7 | 13 | 12 | 17 | 17 | 34 | 60 | 48 | 43 | 36 | 14 | 6 | 9 | 10 | 9 | 8 | 5 | 5 | 3 | | | | | | | | | | | | | | | 1466785.0 |
| 1935 | | | | | 1 | 4 | 36 | 11 | 13 | 9 | 20 | 25 | 14 | 18 | 44 | 29 | 30 | 27 | 21 | 18 | 7 | 10 | 5 | 7 | 5 | 11 | | | | | | | | | | 3705260.0 |
| 1936 | | | | 25 | 18 | 39 | 22 | 9 | 14 | 25 | 39 | 23 | 24 | 24 | 16 | 20 | 7 | 6 | 13 | 8 | 5 | 6 | 10 | 2 | 2 | 1 | 2 | 2 | 4 | | | | | | | 2756030.0 |
| 1937 | | | | | | | | | 1 | 11 | 22 | 27 | 21 | 26 | 21 | 21 | 24 | 27 | 33 | 11 | 17 | 13 | 14 | 36 | 18 | 7 | 3 | 3 | 9 | | | | | | | 6179580.0 |
| 1938 | | | | | | | | 9 | 20 | 24 | 16 | 27 | 16 | 15 | 31 | 34 | 26 | 24 | 7 | 12 | 19 | 14 | 10 | 14 | 15 | 8 | 5 | 11 | 8 | | | | | | | 5675600.0 |
| 1939 | | | | | | | 15 | 47 | 20 | 27 | 12 | 17 | 18 | 30 | 35 | 15 | 19 | 14 | 8 | 9 | 8 | 9 | 13 | 20 | 7 | 5 | 4 | 4 | 5 | 1 | 3 | | | | | 4700700.0 |
| 1940 | | | | 9 | 6 | 58 | 79 | 22 | 15 | 17 | 10 | 13 | 21 | 23 | 29 | 12 | 7 | 9 | 8 | 3 | 6 | 8 | 9 | 2 | | | | | | | | | | | | 1979250.0 |
| 1941 | | | 11 | 27 | 21 | 27 | 31 | 36 | 47 | 61 | 30 | 21 | 10 | 14 | 9 | 3 | 7 | 3 | 3 | 4 | | | | | | | | | | | | | | | | 1210620.0 |
| 1942 | | | 4 | | 1 | 1 | 1 | 4 | 8 | 31 | 40 | 32 | 36 | 26 | 35 | 22 | 26 | 19 | 7 | 10 | 8 | 6 | 7 | 22 | 14 | 5 | | | | | | | | | | 3881820.0 |
| 1943 | | | | | | | | 6 | 8 | 11 | 26 | 23 | 13 | 24 | 34 | 46 | 35 | 31 | 19 | 23 | 10 | 9 | 7 | 15 | 2 | 3 | 4 | 3 | 3 | 2 | 1 | 1 | 2 | 2 | 2 | 5715040.0 |
| 1944 | | | | | 18 | 7 | 37 | 79 | 54 | 20 | 12 | 7 | 5 | 8 | 6 | 6 | 8 | 11 | 11 | 14 | 17 | 17 | 4 | 3 | 3 | 2 | 7 | 8 | 2 | | | | | | | 3447300.0 |
| 1945 | | | | | 37 | 63 | 30 | 8 | 2 | 19 | 11 | 13 | 8 | 16 | 11 | 14 | 13 | 17 | 18 | 16 | 11 | 8 | 13 | 11 | 12 | 8 | 6 | | | | | | | | | 3779050.0 |
| 1946 | | | | | | 3 | 24 | 6 | 12 | 13 | 12 | 13 | 19 | 28 | 41 | 25 | 16 | 11 | 26 | 22 | 23 | 12 | 36 | 14 | 9 | | | | | | | | | | | 4495810.0 |
| 1947 | | | | | 3 | 14 | 10 | 2 | 17 | 33 | 29 | 48 | 28 | 19 | 17 | 15 | 16 | 15 | 9 | 12 | 21 | 12 | 15 | 7 | 10 | 9 | 4 | | | | | | | | | 3963160.0 |
| 1948 | | | | | | 2 | 9 | 27 | 19 | 31 | 47 | 21 | 21 | 17 | 18 | 13 | 23 | 17 | 15 | 15 | 7 | 13 | 14 | 8 | 7 | 8 | 8 | 5 | 1 | | | | | | | 4307330.0 |
| 1949 | | | | | | | 12 | 25 | 16 | 9 | 12 | 20 | 8 | 17 | 36 | 38 | 42 | 20 | 12 | 15 | 9 | 7 | 16 | 5 | 18 | 8 | 11 | 4 | 5 | | | | | | | 5207270.0 |
| 1950 | | | | | | | | 5 | | | 14 | 28 | 21 | 14 | 22 | 27 | 19 | 17 | 12 | 11 | 10 | 29 | 33 | 15 | 22 | 11 | 14 | 14 | 7 | 9 | 8 | 3 | | | | 9095590.0 |
| 1951 | | | | | | | | | 7 | 7 | 11 | 27 | 7 | 18 | 33 | 38 | 33 | 24 | 8 | 22 | 18 | 28 | 30 | 33 | 7 | 3 | 2 | 2 | 7 | | | | | | | 5975720.0 |
| 1952 | | | | | | | | 6 | 21 | 13 | 15 | 18 | 24 | 19 | 18 | 14 | 16 | 28 | 22 | 24 | 13 | 14 | 28 | 41 | 16 | 13 | 3 | | | | | | | | | 5851120.0 |
| 1953 | | | | | | 20 | 11 | 39 | 24 | 8 | 9 | 22 | 30 | 34 | 36 | 28 | 20 | 20 | 7 | 9 | 12 | 10 | 8 | 13 | 5 | | | | | | | | | | | 3151950.0 |
| 1954 | | | | | 6 | 109 | 39 | 43 | 21 | 25 | 22 | 26 | 10 | 7 | 20 | 17 | 6 | 7 | 2 | 5 | | | | | | | | | | | | | | | | 1312160.0 |
| 1955 | | | | | 10 | 16 | 13 | 16 | 26 | 15 | 21 | 43 | 15 | 28 | 21 | 20 | 19 | 19 | 27 | 22 | 15 | 10 | 9 | | | | | | | | | | | | | 2970260.0 |
| 1956 | | | | | 7 | 8 | 8 | 15 | 8 | 18 | 25 | 28 | 13 | 29 | 27 | 27 | 27 | 26 | 30 | 18 | 8 | 16 | 12 | 13 | 3 | | | | | | | | | | | 3705710.0 |
| 1957 | | | | 24 | 31 | 7 | 7 | 5 | 8 | 22 | 21 | 14 | 15 | 30 | 17 | 12 | 10 | 9 | 18 | 12 | 11 | 12 | 17 | 14 | 24 | 9 | 9 | 5 | 2 | | | | | | | 5073210.0 |
| 1958 | | | | | | | | 1 | 9 | 5 | 7 | 9 | 24 | 37 | 37 | 39 | 27 | 23 | 21 | 28 | 12 | 13 | 12 | 12 | 15 | 10 | 7 | 8 | 3 | 3 | 3 | | | | | 6238670.0 |
| 1959 | | | | | 7 | 4 | 9 | 13 | 9 | 5 | 41 | 30 | 39 | 24 | 11 | 8 | 8 | 7 | 15 | 28 | 17 | 24 | 37 | 8 | 4 | 3 | 4 | 2 | 4 | 4 | | | | | | 5104410.0 |
| 1960 | | | | | | | | 7 | 18 | 14 | 21 | 25 | 20 | 23 | 29 | 29 | 41 | 51 | 35 | 10 | 9 | 8 | 8 | 13 | 5 | | | | | | | | | | | 3825430.0 |
| 1961 | | | | | | 19 | 47 | 49 | 22 | 12 | 15 | 12 | 24 | 17 | 20 | 6 | 18 | 11 | 6 | 15 | 17 | 7 | 9 | 16 | 2 | 3 | 9 | 9 | | | | | | | | 3995650.0 |
| 1962 | | | | | | | | | 3 | 21 | 30 | 26 | 25 | 21 | 24 | 35 | 23 | 18 | 25 | 31 | 16 | 14 | 11 | 20 | 13 | 5 | 4 | | | | | | | | | 4800200.0 |
| 1963 | | | | | | 21 | 26 | 43 | 90 | 32 | 23 | 18 | 17 | 7 | 14 | 9 | 10 | 8 | 13 | 5 | 6 | 5 | 1 | 5 | 3 | 3 | 6 | | | | | | | | | 2434880.0 |
| 1964 | | | 9 | 17 | 22 | 70 | 33 | 22 | 21 | 13 | 7 | 17 | 12 | 14 | 11 | 14 | 8 | 11 | 10 | 10 | 6 | 8 | 15 | 5 | 1 | 2 | 2 | 3 | 3 | | | | | | | 2822840.0 |
| 1965 | | | | | 1 | 64 | 23 | 26 | 22 | 9 | 9 | 18 | 22 | 17 | 17 | 15 | 9 | 20 | 14 | 29 | 8 | 9 | 19 | 8 | 5 | 1 | | | | | | | | | | 3225560.0 |
| 1966 | | | | 4 | 9 | 9 | 29 | 11 | 23 | 57 | 39 | 31 | 18 | 31 | 20 | 19 | 12 | 12 | 13 | 14 | 8 | 6 | | | | | | | | | | | | | | 2176070.0 |
| 1967 | | | | | 8 | 27 | 20 | 21 | 19 | 16 | 16 | 15 | 12 | 10 | 13 | 14 | 23 | 16 | 16 | 20 | 13 | 24 | 22 | 25 | 3 | 3 | 4 | 5 | | | | | | | | 4610980.0 |
| 1968 | | | | | | | | 16 | 11 | 30 | 21 | 15 | 3 | 12 | 14 | 32 | 36 | 21 | 28 | 23 | 19 | 15 | 19 | 14 | 7 | 10 | 13 | 2 | 5 | | | | | | | 5672610.0 |
| 1969 | | | | | | | | | 12 | 39 | 19 | 7 | 15 | 26 | 36 | 31 | 29 | 32 | 19 | 26 | 12 | 11 | 17 | 13 | 4 | 3 | 5 | 3 | 5 | 1 | | | | | | 4904450.0 |
| 1970 | | | | | | | | 3 | 14 | 10 | 11 | 28 | 18 | 36 | 18 | 36 | 41 | 33 | 18 | 15 | 16 | 27 | 19 | 9 | 3 | 2 | 4 | 3 | 1 | | | | | | | 4696260.0 |
| 1971 | | | | | | | | 5 | 22 | 20 | 21 | 35 | 32 | 59 | 44 | 27 | 20 | 19 | 15 | 8 | 6 | 8 | 7 | 7 | 5 | 5 | | | | | | | | | | 3315260.0 |
| 1972 | | | | | | | | | 3 | 42 | 37 | 22 | 20 | 33 | 27 | 29 | 32 | 26 | 17 | 16 | 18 | 9 | 7 | 10 | 7 | 5 | 6 | | | | | | | | | 4083170.0 |
| 1973 | | | | | | | | | | 1 | 16 | 8 | 6 | 11 | 7 | 12 | 24 | 28 | 29 | 17 | 22 | 46 | 50 | 34 | 24 | 26 | 4 | | | | | | | | | 7765900.0 |

| CLASS | CFS | TOTAL | ACCUM | PERCT | CLASS | CFS | TOTAL | ACCUM | PERCT | CLASS | CFS | TOTAL | ACCUM | PERCT | CLASS | CFS | TOTAL | ACCUM | PERCT |
|---|---|---|---|---|---|---|---|---|---|---|---|---|---|---|---|---|---|---|---|
| 0 | 0.00 | 0 | 16071 | 100.0 | 9 | 2900.00 | 935 | 12651 | 78.7 | 18 | 13000.0 | 677 | 4469 | 27.8 | 27 | 57000 | 99 | 242 | 1.5 |
| 1 | 770.00 | 9 | 16071 | 100.0 | 10 | 3400.00 | 960 | 11716 | 72.9 | 19 | 15000.0 | 664 | 3792 | 23.6 | 28 | 67000 | 85 | 143 | .8 |
| 2 | 910.00 | 31 | 16062 | 99.9 | 11 | 4000.00 | 968 | 10756 | 66.9 | 20 | 18000.0 | 502 | 3128 | 19.5 | 29 | 80000 | 30 | 58 | .3 |
| 3 | 1100.00 | 122 | 16031 | 99.8 | 12 | 4800.00 | 788 | 9788 | 60.9 | 21 | 21000.0 | 544 | 2626 | 16.3 | 30 | 94000 | 18 | 28 | .1 |
| 4 | 1300.00 | 252 | 15909 | 99.0 | 13 | 5600.00 | 920 | 9000 | 56.0 | 22 | 25000.0 | 589 | 2082 | 13.0 | 31 | 110000 | 4 | 10 | |
| 5 | 1500.00 | 661 | 15657 | 97.4 | 14 | 6600.00 | 1008 | 8080 | 50.3 | 23 | 29000.0 | 539 | 1493 | 9.3 | 32 | 130000 | 2 | 6 | |
| 6 | 1800.00 | 709 | 14996 | 93.3 | 15 | 7800.00 | 914 | 7072 | 44.0 | 24 | 35000.0 | 336 | 954 | 5.9 | 33 | 150000 | 2 | 4 | |
| 7 | 2100.00 | 805 | 14287 | 88.9 | 16 | 9200.00 | 884 | 6158 | 38.3 | 25 | 41000.0 | 213 | 618 | 3.8 | 34 | 180000 | 2 | 2 | |
| 8 | 2500.00 | 831 | 13482 | 83.9 | 17 | 11000.00 | 805 | 5274 | 32.8 | 26 | 48000.0 | 163 | 405 | 2.5 | | | | | |

LOWEST MEAN DISCHARGE, IN CFS, AND RANKING, FOR THE FOLLOWING NUMBER OF CONSECUTIVE DAYS IN YEAR ENDING MARCH 31

| YEAR | 1 | | 3 | | 7 | | 14 | | 30 | | 60 | | 90 | | 120 | | 183 | | ANNUAL | |
|---|---|---|---|---|---|---|---|---|---|---|---|---|---|---|---|---|---|---|---|---|
| 1931 | 1200.00 | 7 | 1300.00 | 8 | 1380.00 | 9 | 1450.00 | 9 | 1510.00 | 8 | 1650.00 | 9 | 1680.00 | 7 | 1720.00 | 5 | 1870.00 | 2 | 3900.00 | 1 |
| 1932 | 1630.00 | 18 | 1660.00 | 18 | 1740.00 | 19 | 2130.00 | 25 | 2370.00 | 26 | 2830.00 | 26 | 3000.00 | 23 | 3150.00 | 20 | 3850.00 | 20 | 9070.00 | 16 |
| 1933 | 1850.00 | 23 | 1890.00 | 24 | 2010.00 | 25 | 2120.00 | 24 | 2950.00 | 33 | 3320.00 | 31 | 3500.00 | 28 | 3680.00 | 27 | 4100.00 | 23 | 10000.00 | 19 |
| 1934 | 1850.00 | 24 | 1850.00 | 23 | 1900.00 | 23 | 1970.00 | 20 | 2100.00 | 20 | 2670.00 | 24 | 2960.00 | 22 | 2920.00 | 19 | 3490.00 | 17 | 10700.00 | 24 |
| 1935 | 770.00 | 1 | 783.00 | 1 | 799.00 | 1 | 887.00 | 1 | 1300.00 | 5 | 1370.00 | 2 | 1630.00 | 5 | 2240.00 | 11 | 2630.00 | 9 | 6350.00 | 5 |
| 1936 | 1420.00 | 12 | 1530.00 | 16 | 1630.00 | 16 | 1640.00 | 15 | 1690.00 | 12 | 1950.00 | 14 | 2750.00 | 19 | 3250.00 | 21 | 3710.00 | 19 | 10500.00 | 22 |
| 1937 | 1130.00 | 5 | 1130.00 | 5 | 1140.00 | 5 | 1180.00 | 5 | 1220.00 | 2 | 1430.00 | 4 | 1800.00 | 10 | 2270.00 | 13 | 4610.00 | 26 | 12700.00 | 29 |
| 1938 | 2270.00 | 32 | 2270.00 | 31 | 2430.00 | 31 | 2570.00 | 33 | 2810.00 | 30 | 3970.00 | 37 | 3850.00 | 31 | 4270.00 | 30 | 6000.00 | 32 | 13200.00 | 31 |
| 1939 | 2110.00 | 28 | 2110.00 | 27 | 2160.00 | 27 | 2240.00 | 27 | 2360.00 | 25 | 2670.00 | 25 | 3030.00 | 25 | 3360.00 | 24 | 4800.00 | 27 | 16500.00 | 37 |
| 1940 | 1670.00 | 19 | 1670.00 | 19 | 1670.00 | 18 | 1670.00 | 16 | 1760.00 | 15 | 1870.00 | 12 | 1980.00 | 12 | 1950.00 | 8 | 2500.00 | 7 | 7720.00 | 9 |

LOWEST MEAN DISCHARGE, IN CFS, AND RANKING, FOR THE FOLLOWING NUMBER OF CONSECUTIVE DAYS IN YEAR ENDING MARCH 31

| YEAR | 1 | | 3 | | 7 | | 14 | | 30 | | 60 | | 90 | | 120 | | 183 | | ANNUAL | |
|---|---|---|---|---|---|---|---|---|---|---|---|---|---|---|---|---|---|---|---|---|
| 1941 | 1080.00 | 4 | 1090.00 | 4 | 1100.00 | 4 | 1160.00 | 4 | 1340.00 | 6 | 1480.00 | 6 | 1550.00 | 3 | 1640.00 | 3 | 2020.00 | 5 | 4780.00 | 2 |
| 1942 | 960.00 | 2 | 970.00 | 2 | 986.00 | 2 | 1000.00 | 2 | 1230.00 | 3 | 1400.00 | 3 | 1690.00 | 8 | 2250.00 | 12 | 3390.00 | 16 | 7730.00 | 10 |
| 1943 | 2390.00 | 35 | 2390.00 | 33 | 2440.00 | 32 | 2560.00 | 32 | 3020.00 | 34 | 3300.00 | 29 | 3800.00 | 30 | 4600.00 | 31 | 6130.00 | 33 | 10400.00 | 20 |
| 1944 | 1910.00 | 25 | 1920.00 | 25 | 1990.00 | 24 | 2070.00 | 23 | 2200.00 | 23 | 2310.00 | 19 | 2430.00 | 17 | 2700.00 | 18 | 3110.00 | 13 | 12800.00 | 30 |
| 1945 | 1300.00 | 9 | 1320.00 | 9 | 1360.00 | 8 | 1420.00 | 8 | 1490.00 | 7 | 1560.00 | 7 | 1630.00 | 4 | 1630.00 | 2 | 1680.00 | 1 | 9230.00 | 18 |
| 1946 | 2600.00 | 37 | 2630.00 | 37 | 2800.00 | 37 | 3040.00 | 39 | 3450.00 | 38 | 4880.00 | 41 | 5840.00 | 40 | 7670.00 | 41 | 7660.00 | 37 | 15400.00 | 35 |
| 1947 | 1450.00 | 15 | 1470.00 | 13 | 1520.00 | 14 | 1560.00 | 12 | 1690.00 | 13 | 1870.00 | 13 | 2270.00 | 15 | 2560.00 | 16 | 3370.00 | 15 | 8010.00 | 11 |
| 1948 | 2040.00 | 26 | 2050.00 | 26 | 2080.00 | 26 | 2180.00 | 26 | 2640.00 | 29 | 2940.00 | 27 | 3240.00 | 26 | 3340.00 | 23 | 4020.00 | 21 | 12600.00 | 28 |
| 1949 | 1740.00 | 20 | 1780.00 | 20 | 1890.00 | 21 | 2050.00 | 22 | 2170.00 | 21 | 2460.00 | 21 | 2760.00 | 20 | 3730.00 | 29 | 5120.00 | 29 | 16800.00 | 38 |
| 1950 | 2100.00 | 27 | 2130.00 | 28 | 2200.00 | 28 | 2360.00 | 29 | 2910.00 | 32 | 3550.00 | 34 | 4870.00 | 37 | 5820.00 | 37 | 6760.00 | 35 | 20500.00 | 43 |
| 1951 | 3600.00 | 43 | 3730.00 | 43 | 4000.00 | 43 | 4350.00 | 43 | 4770.00 | 43 | 7980.00 | 43 | 8990.00 | 43 | 8720.00 | 43 | 10500.00 | 41 | 18900.00 | 41 |
| 1952 | 2360.00 | 34 | 2390.00 | 34 | 2470.00 | 34 | 2530.00 | 31 | 2630.00 | 28 | 3530.00 | 33 | 4160.00 | 34 | 5530.00 | 36 | 7980.00 | 38 | 15300.00 | 34 |
| 1953 | 2250.00 | 31 | 2250.00 | 29 | 2250.00 | 29 | 2300.00 | 28 | 2340.00 | 24 | 2530.00 | 23 | 3010.00 | 24 | 3380.00 | 25 | 4060.00 | 22 | 11400.00 | 25 |
| 1954 | 1430.00 | 13 | 1440.00 | 12 | 1510.00 | 12 | 1620.00 | 14 | 1650.00 | 11 | 1670.00 | 10 | 1700.00 | 9 | 1700.00 | 4 | 1930.00 | 4 | 5360.00 | 4 |
| 1955 | 1440.00 | 14 | 1500.00 | 14 | 1550.00 | 15 | 1680.00 | 17 | 1800.00 | 16 | 2030.00 | 16 | 2140.00 | 13 | 2530.00 | 15 | 3170.00 | 14 | 6810.00 | 6 |
| 1956 | 1400.00 | 11 | 1400.00 | 11 | 1410.00 | 10 | 1500.00 | 10 | 1760.00 | 14 | 2420.00 | 20 | 3870.00 | 32 | 4750.00 | 32 | 5810.00 | 31 | 9190.00 | 17 |
| 1957 | 1140.00 | 6 | 1160.00 | 6 | 1180.00 | 6 | 1190.00 | 6 | 1240.00 | 4 | 1310.00 | 1 | 1460.00 | 1 | 1830.00 | 7 | 2640.00 | 10 | 7100.00 | 7 |
| 1958 | 2430.00 | 36 | 2550.00 | 36 | 2640.00 | 36 | 2790.00 | 36 | 3780.00 | 41 | 3890.00 | 35 | 4970.00 | 38 | 6300.00 | 38 | 12700.00 | 43 | 18400.00 | 39 |
| 1959 | 3400.00 | 42 | 3400.00 | 42 | 3400.00 | 42 | 3470.00 | 42 | 3690.00 | 40 | 4740.00 | 40 | 6420.00 | 41 | 7010.00 | 39 | 10600.00 | 42 | 18700.00 | 40 |
| 1960 | 1390.00 | 10 | 1390.00 | 10 | 1430.00 | 11 | 1610.00 | 13 | 2010.00 | 18 | 2470.00 | 22 | 2960.00 | 21 | 3270.00 | 22 | 4450.00 | 25 | 10400.00 | 21 |
| 1961 | 1610.00 | 17 | 1630.00 | 17 | 1660.00 | 17 | 1680.00 | 18 | 1940.00 | 17 | 1980.00 | 15 | 2170.00 | 14 | 2200.00 | 10 | 2510.00 | 8 | 8670.00 | 13 |
| 1962 | 2800.00 | 39 | 2940.00 | 41 | 3280.00 | 41 | 3330.00 | 41 | 3630.00 | 39 | 3890.00 | 36 | 4230.00 | 35 | 5230.00 | 34 | 6260.00 | 34 | 15600.00 | 36 |
| 1963 | 1800.00 | 21 | 1800.00 | 21 | 1800.00 | 20 | 1830.00 | 19 | 2090.00 | 19 | 2270.00 | 17 | 2360.00 | 16 | 2500.00 | 14 | 2870.00 | 11 | 8980.00 | 14 |
| 1964 | 1000.00 | 3 | 1000.00 | 3 | 1000.00 | 3 | 1040.00 | 3 | 1180.00 | 1 | 1450.00 | 5 | 1490.00 | 2 | 1500.00 | 1 | 1920.00 | 3 | 5180.00 | 3 |
| 1965 | 1460.00 | 16 | 1510.00 | 15 | 1520.00 | 13 | 1530.00 | 11 | 1540.00 | 9 | 1620.00 | 8 | 1680.00 | 6 | 1740.00 | 6 | 2230.00 | 6 | 9040.00 | 15 |
| 1966 | 2240.00 | 30 | 2310.00 | 32 | 2410.00 | 30 | 2500.00 | 30 | 2530.00 | 27 | 3170.00 | 28 | 3430.00 | 27 | 3690.00 | 28 | 4150.00 | 24 | 8310.00 | 12 |
| 1967 | 1240.00 | 8 | 1240.00 | 7 | 1330.00 | 7 | 1400.00 | 7 | 1580.00 | 10 | 1860.00 | 11 | 1830.00 | 11 | 1990.00 | 9 | 3050.00 | 12 | 10700.00 | 23 |
| 1968 | 1840.00 | 22 | 1840.00 | 22 | 1900.00 | 22 | 2010.00 | 21 | 2170.00 | 22 | 2270.00 | 18 | 2450.00 | 18 | 2650.00 | 17 | 3650.00 | 18 | 13600.00 | 32 |
| 1969 | 2800.00 | 40 | 2890.00 | 40 | 2910.00 | 39 | 3000.00 | 38 | 3240.00 | 36 | 3510.00 | 32 | 4100.00 | 33 | 4940.00 | 33 | 7240.00 | 36 | 14200.00 | 33 |
| 1970 | 2800.00 | 41 | 2820.00 | 39 | 2870.00 | 38 | 2930.00 | 37 | 3300.00 | 37 | 5060.00 | 42 | 6460.00 | 42 | 8230.00 | 42 | 9230.00 | 39 | 12200.00 | 26 |
| 1971 | 2340.00 | 33 | 2400.00 | 35 | 2480.00 | 35 | 2590.00 | 34 | 3030.00 | 35 | 4370.00 | 38 | 4690.00 | 36 | 5260.00 | 35 | 5690.00 | 30 | 12600.00 | 27 |
| 1972 | 2200.00 | 29 | 2270.00 | 30 | 2460.00 | 33 | 2630.00 | 35 | 2840.00 | 31 | 3320.00 | 30 | 3630.00 | 29 | 3540.00 | 26 | 4840.00 | 28 | 7610.00 | 8 |
| 1973 | 2700.00 | 38 | 2770.00 | 38 | 2980.00 | 40 | 3270.00 | 40 | 3800.00 | 42 | 4660.00 | 39 | 5670.00 | 39 | 7180.00 | 40 | 10500.00 | 40 | 19700.00 | 42 |

HIGHEST MEAN DISCHARGE, IN CFS, AND RANKING, FOR THE FOLLOWING NUMBER OF CONSECUTIVE DAYS IN YEAR ENDING SEPTEMBER 30

| YEAR | 1 | | 3 | | 7 | | 15 | | 30 | | 60 | | 90 | | 120 | | 183 | | ANNUAL | |
|---|---|---|---|---|---|---|---|---|---|---|---|---|---|---|---|---|---|---|---|---|
| 1930 | 97200.0 | 5 | 95300.0 | 5 | 89700.0 | 4 | 81400.0 | 3 | 61200.0 | 3 | 44200.0 | 3 | 37600.0 | 3 | 31300.0 | 3 | 24200.0 | 9 | 13900.0 | 13 |
| 1931 | 18800.0 | 42 | 16700.0 | 43 | 12900.0 | 44 | 8350.0 | 44 | 6050.0 | 44 | 4660.0 | 44 | 4270.0 | 44 | 4050.0 | 44 | 3990.0 | 44 | 3020.0 | 44 |
| 1932 | 47000.0 | 29 | 46300.0 | 29 | 44900.0 | 30 | 40200.0 | 29 | 30600.0 | 30 | 24300.0 | 28 | 21400.0 | 27 | 18500.0 | 27 | 15200.0 | 29 | 9780.0 | 30 |
| 1933 | 90000.0 | 7 | 88400.0 | 7 | 83300.0 | 6 | 69400.0 | 5 | 51300.0 | 6 | 42700.0 | 5 | 37700.0 | 2 | 31300.0 | 4 | 27600.0 | 3 | 15900.0 | 7 |
| 1934 | 19000.0 | 41 | 18700.0 | 41 | 17000.0 | 41 | 14500.0 | 41 | 11700.0 | 41 | 8290.0 | 41 | 6510.0 | 42 | 5730.0 | 42 | 4720.0 | 42 | 4020.0 | 41 |
| 1935 | 46500.0 | 31 | 46300.0 | 30 | 45600.0 | 29 | 43000.0 | 25 | 32300.0 | 27 | 22100.0 | 34 | 20400.0 | 31 | 18100.0 | 29 | 15700.0 | 28 | 10200.0 | 28 |
| 1936 | 78200.0 | 10 | 76200.0 | 10 | 68800.0 | 13 | 51000.0 | 17 | 33700.0 | 25 | 23400.0 | 29 | 20400.0 | 32 | 16600.0 | 33 | 12400.0 | 36 | 7530.0 | 37 |
| 1937 | 76400.0 | 12 | 75900.0 | 11 | 74000.0 | 10 | 66000.0 | 7 | 51400.0 | 5 | 38700.0 | 8 | 30100.0 | 11 | 30300.0 | 5 | 25400.0 | 4 | 16900.0 | 4 |
| 1938 | 73700.0 | 13 | 73500.0 | 13 | 72100.0 | 11 | 67100.0 | 6 | 55900.0 | 4 | 42500.0 | 6 | 33200.0 | 8 | 28600.0 | 10 | 24900.0 | 6 | 15500.0 | 10 |
| 1939 | 101000.0 | 3 | 98600.0 | 3 | 84800.0 | 5 | 62000.0 | 10 | 47400.0 | 11 | 38400.0 | 9 | 34300.0 | 6 | 28500.0 | 11 | 22000.0 | 14 | 12900.0 | 18 |
| 1940 | 29700.0 | 38 | 29200.0 | 38 | 27100.0 | 39 | 22100.0 | 39 | 20200.0 | 39 | 14000.0 | 39 | 12300.0 | 39 | 11500.0 | 39 | 8970.0 | 40 | 5410.0 | 40 |
| 1941 | 15600.0 | 44 | 14800.0 | 44 | 14600.0 | 43 | 11700.0 | 43 | 8380.0 | 43 | 6110.0 | 43 | 6160.0 | 43 | 5500.0 | 43 | 4650.0 | 43 | 3320.0 | 43 |
| 1942 | 46600.0 | 30 | 46200.0 | 31 | 43300.0 | 31 | 37900.0 | 32 | 26600.0 | 34 | 26000.0 | 26 | 24300.0 | 23 | 20300.0 | 25 | 16500.0 | 25 | 10600.0 | 25 |
| 1943 | 184000.0 | 1 | 179000.0 | 1 | 156000.0 | 1 | 115000.0 | 1 | 77900.0 | 2 | 45900.0 | 2 | 35800.0 | 4 | 29900.0 | 6 | 24300.0 | 7 | 15700.0 | 8 |
| 1944 | 69700.0 | 16 | 68200.0 | 16 | 63900.0 | 16 | 59800.0 | 13 | 46500.0 | 13 | 33400.0 | 16 | 27300.0 | 18 | 23400.0 | 21 | 16400.0 | 26 | 9420.0 | 31 |
| 1945 | 51100.0 | 27 | 50800.0 | 27 | 48400.0 | 25 | 42300.0 | 27 | 31000.0 | 29 | 27100.0 | 24 | 25600.0 | 22 | 24000.0 | 19 | 18400.0 | 21 | 10400.0 | 27 |
| 1946 | 37600.0 | 34 | 37100.0 | 34 | 36100.0 | 34 | 32500.0 | 34 | 24100.0 | 36 | 21600.0 | 35 | 20900.0 | 30 | 18000.0 | 31 | 18100.0 | 22 | 12300.0 | 20 |
| 1947 | 52500.0 | 25 | 51700.0 | 25 | 47700.0 | 27 | 40200.0 | 30 | 31600.0 | 28 | 30700.0 | 21 | 26400.0 | 20 | 22000.0 | 23 | 17900.0 | 23 | 10900.0 | 23 |
| 1948 | 69000.0 | 17 | 67400.0 | 17 | 63500.0 | 17 | 53500.0 | 16 | 48600.0 | 8 | 34600.0 | 13 | 29200.0 | 16 | 24500.0 | 17 | 19200.0 | 19 | 11800.0 | 21 |
| 1949 | 71000.0 | 15 | 70800.0 | 14 | 68200.0 | 14 | 60700.0 | 12 | 50900.0 | 7 | 43200.0 | 4 | 34500.0 | 5 | 29500.0 | 8 | 23000.0 | 12 | 14300.0 | 11 |
| 1950 | 120000.0 | 2 | 116000.0 | 2 | 110000.0 | 2 | 101000.0 | 2 | 83400.0 | 1 | 68600.0 | 1 | 55600.0 | 1 | 52200.0 | 1 | 40000.0 | 1 | 24900.0 | 1 |
| 1951 | 79400.0 | 9 | 78600.0 | 9 | 74400.0 | 8 | 61700.0 | 11 | 44200.0 | 15 | 33500.0 | 15 | 29400.0 | 15 | 27400.0 | 13 | 24300.0 | 8 | 16400.0 | 5 |
| 1952 | 50600.0 | 28 | 49800.0 | 28 | 47000.0 | 28 | 41500.0 | 28 | 34700.0 | 24 | 30900.0 | 19 | 29700.0 | 12 | 28500.0 | 12 | 25400.0 | 5 | 16000.0 | 6 |
| 1953 | 36900.0 | 37 | 36600.0 | 36 | 35400.0 | 35 | 31400.0 | 35 | 28700.0 | 32 | 22500.0 | 33 | 18800.0 | 33 | 16200.0 | 34 | 13600.0 | 34 | 8640.0 | 34 |
| 1954 | 17500.0 | 43 | 17000.0 | 42 | 15600.0 | 42 | 12700.0 | 42 | 10500.0 | 42 | 8150.0 | 42 | 7430.0 | 41 | 6620.0 | 41 | 5340.0 | 41 | 3590.0 | 42 |
| 1955 | 28200.0 | 39 | 28100.0 | 39 | 27900.0 | 38 | 24600.0 | 38 | 20500.0 | 38 | 16800.0 | 38 | 14500.0 | 38 | 13700.0 | 38 | 12100.0 | 37 | 8140.0 | 35 |
| 1956 | 37400.0 | 36 | 36800.0 | 35 | 34700.0 | 36 | 30200.0 | 36 | 25800.0 | 35 | 19800.0 | 36 | 16700.0 | 36 | 16900.0 | 32 | 14300.0 | 32 | 10100.0 | 29 |
| 1957 | 68600.0 | 18 | 67000.0 | 18 | 61300.0 | 18 | 50100.0 | 19 | 43200.0 | 16 | 35300.0 | 12 | 32900.0 | 9 | 31900.0 | 2 | 24100.0 | 10 | 13900.0 | 14 |
| 1958 | 99600.0 | 4 | 97600.0 | 4 | 90000.0 | 3 | 72600.0 | 4 | 48300.0 | 9 | 41600.0 | 7 | 33200.0 | 7 | 26800.0 | 14 | 20900.0 | 16 | 17100.0 | 3 |
| 1959 | 92100.0 | 6 | 88600.0 | 6 | 80700.0 | 7 | 63200.0 | 8 | 45400.0 | 14 | 35600.0 | 11 | 31900.0 | 10 | 29800.0 | 7 | 22700.0 | 13 | 14000.0 | 12 |
| 1960 | 37500.0 | 35 | 35900.0 | 37 | 32700.0 | 37 | 26600.0 | 37 | 20800.0 | 37 | 16800.0 | 37 | 16200.0 | 37 | 15400.0 | 35 | 14800.0 | 30 | 10500.0 | 26 |
| 1961 | 64300.0 | 20 | 63300.0 | 20 | 59800.0 | 20 | 57600.0 | 15 | 47800.0 | 10 | 34300.0 | 14 | 29400.0 | 13 | 25100.0 | 16 | 19200.0 | 20 | 10900.0 | 24 |
| 1962 | 52900.0 | 24 | 52000.0 | 24 | 49400.0 | 24 | 42900.0 | 26 | 35500.0 | 22 | 30700.0 | 20 | 27000.0 | 19 | 23500.0 | 20 | 19400.0 | 18 | 13200.0 | 16 |
| 1963 | 56000.0 | 22 | 55000.0 | 22 | 52100.0 | 22 | 44000.0 | 24 | 32900.0 | 26 | 22600.0 | 32 | 17500.0 | 34 | 14400.0 | 37 | 10800.0 | 38 | 6670.0 | 38 |
| 1964 | 71100.0 | 14 | 69800.0 | 15 | 64400.0 | 15 | 50100.0 | 20 | 35900.0 | 21 | 27800.0 | 23 | 21500.0 | 26 | 18100.0 | 30 | 13600.0 | 33 | 7710.0 | 36 |
| 1965 | 41200.0 | 33 | 40700.0 | 33 | 38700.0 | 33 | 33700.0 | 33 | 28500.0 | 33 | 23000.0 | 31 | 21100.0 | 28 | 18700.0 | 26 | 14800.0 | 31 | 8840.0 | 33 |
| 1966 | 23800.0 | 40 | 23100.0 | 40 | 22300.0 | 40 | 18200.0 | 40 | 16500.0 | 40 | 12000.0 | 40 | 10500.0 | 40 | 9960.0 | 40 | 9040.0 | 39 | 5960.0 | 39 |
| 1967 | 62200.0 | 21 | 61600.0 | 21 | 59000.0 | 21 | 50500.0 | 18 | 35000.0 | 23 | 24600.0 | 27 | 22300.0 | 25 | 22700.0 | 22 | 21500.0 | 15 | 12600.0 | 19 |
| 1968 | 76700.0 | 11 | 75700.0 | 12 | 70600.0 | 12 | 58900.0 | 14 | 40800.0 | 18 | 33200.0 | 17 | 28600.0 | 17 | 25300.0 | 15 | 23500.0 | 11 | 15500.0 | 9 |
| 1969 | 80900.0 | 8 | 79700.0 | 8 | 74200.0 | 9 | 63100.0 | 9 | 47100.0 | 12 | 31000.0 | 18 | 26100.0 | 21 | 24200.0 | 18 | 20200.0 | 17 | 13400.0 | 15 |
| 1970 | 67100.0 | 19 | 65600.0 | 19 | 60500.0 | 19 | 49300.0 | 21 | 37300.0 | 19 | 28800.0 | 22 | 23500.0 | 24 | 21300.0 | 24 | 17300.0 | 24 | 12900.0 | 17 |
| 1971 | 45400.0 | 32 | 44900.0 | 32 | 43000.0 | 32 | 38200.0 | 31 | 30200.0 | 31 | 23200.0 | 30 | 17400.0 | 35 | 15300.0 | 36 | 12800.0 | 35 | 9080.0 | 32 |
| 1972 | 53700.0 | 23 | 53100.0 | 23 | 50700.0 | 23 | 45400.0 | 22 | 37200.0 | 20 | 26000.0 | 25 | 21100.0 | 29 | 18200.0 | 28 | 16400.0 | 27 | 11200.0 | 22 |
| 1973 | 51800.0 | 26 | 51000.0 | 26 | 48300.0 | 26 | 45000.0 | 23 | 41600.0 | 17 | 36700.0 | 10 | 29400.0 | 14 | 29300.0 | 9 | 29300.0 | 2 | 21300.0 | 2 |

STATISTICS ON NORMAL MONTHLY MEANS(ALL DAYS)

| OCT | NOV | DEC | JAN | FEB | MARCH | APRIL | MAY | JUNE | JULY | AUG | SEPT |
|---|---|---|---|---|---|---|---|---|---|---|---|
| BY ROWS(MEAN,VARIANCE,STANDARD DEVIATION, SKEWNESS, COEFF. OF VARIATION,PERCENTAGE OF AVERAGE FLOW) | | | | | | | | | | | |
| 0.4307E+04 | 0.6228E+04 | 0.8867E+04 | 0.1503E+05 | 0.1667E+05 | 0.1898E+05 | 0.2104E+05 | 0.1774E+05 | 0.1217E+05 | 0.8655E+04 | 0.5029E+04 | 0.3687E+04 |
| 0.11C8E+C8 | 0.3061E+C8 | 0.6668E+08 | 0.2732E+09 | 0.1795E+09 | 0.9802E+08 | 0.1295E+09 | 0.1505E+09 | 0.5790E+08 | 0.4987E+08 | 0.1526E+08 | 0.5340E+07 |
| 0.3329E+C4 | 0.5533E+04 | 0.8166E+04 | 0.1653E+05 | C.1340E+05 | 0.9901E+04 | 0.1138E+05 | 0.1227E+05 | 0.7609E+04 | 0.7062E+04 | 0.3906E+04 | 0.2311E+04 |
| 0.2037E+01 | 0.2489E+01 | 0.1649E+01 | 0.2211E+01 | 0.1144E+01 | 0.3504E+00 | 0.5536E+00 | 0.2084E+01 | 0.1713E+01 | 0.2341E+01 | 0.3188E+01 | 0.2970E+01 |
| 0.7729E+00 | 0.8884E+00 | 0.9209E+00 | 0.1100E+01 | 0.8038E+00 | 0.5217E+00 | 0.5410E+00 | 0.6916E+00 | 0.6250E+00 | 0.8159E+00 | 0.7768E+00 | 0.6268E+00 |
| 0.3112E+01 | 0.4500E+01 | 0.6407E+01 | 0.1086E+02 | C.1204E+02 | 0.1371E+02 | 0.1520E+02 | 0.1282E+02 | 0.8797E+01 | 0.6254E+01 | 0.3634E+01 | 0.2664E+01 |

STATISTICS ON NORMAL ANNUAL MEANS(ALL DAYS)

| MEAN | VARIANCE | STANDARD DEVIATION | SKEWNESS | COEFF. OF VARIATION | SERIAL CORR |
|---|---|---|---|---|---|
| 0.1150E+05 | 0.2123E+08 | 0.4608E+04 | 0.3600E+00 | 0.4006E+00 | 0.2754E+00 |

STATISTICS ON LOG MONTHLY MEANS(ALL DAYS)

| OCT | NOV | DEC | JAN | FEB | MARCH | APRIL | MAY | JUNE | JULY | AUG | SEPT |
|---|---|---|---|---|---|---|---|---|---|---|---|
| BY ROWS(MEAN,VARIANCE,STANDARD DEVIATION, SKEWNESS, COEFF. OF VARIATION,PERCENTAGE OF AVERAGE FLOW) | | | | | | | | | | | |
| 0.3540E+01 | 0.3671E+01 | 0.3790E+01 | 0.3959E+01 | 0.4068E+01 | 0.4205E+01 | 0.4254E+01 | 0.4162E+01 | 0.4007E+01 | 0.3831E+01 | 0.3618E+01 | 0.3509E+01 |
| 0.7621E-C1 | 0.1032E+00 | 0.14C7E+00 | 0.2013E+00 | 0.1555E+00 | 0.7784E-01 | 0.6617E-01 | 0.7997E-01 | 0.7574E-01 | 0.9209E-01 | 0.6697E-01 | 0.4697E-01 |
| 0.2761E+00 | 0.3212E+00 | 0.3751E+00 | 0.4486E+00 | 0.3944E+00 | 0.2790E+00 | 0.2572E+00 | 0.2828E+00 | 0.2752E+00 | 0.3035E+00 | 0.2588E+00 | 0.2167E+00 |
| 0.5837E+00 | 0.3895E+00 | 0.1881E+00 | 0.8127E-01 | -0.2679E+00 | -0.8389E+00 | -0.2665E+00 | -0.2263E+00 | -0.4935E+00 | 0.1116E+00 | 0.4708E+00 | 0.5653E+00 |
| 0.7798E-C1 | 0.8751E-01 | 0.5899E-01 | 0.1133E+00 | 0.9695E-01 | 0.6635E-01 | 0.6047E-01 | 0.6794E-01 | 0.6868E-01 | 0.7922E-01 | 0.7152E-01 | 0.6177E-01 |
| 0.7594E+01 | 0.7875E+01 | 0.8130E+01 | 0.8494E+01 | 0.8727E+01 | 0.9021E+01 | 0.9126E+01 | 0.8929E+01 | 0.8596E+01 | 0.8218E+01 | 0.7762E+01 | 0.7527E+01 |

STATISTICS ON LOG ANNUAL MEANS(ALL DAYS)

| MEAN | VARIANCE | STANDARD DEVIATION | SKEWNESS | COEFF. OF VARIATION | SERIAL CORR |
|---|---|---|---|---|---|
| 0.4020E+01 | 0.4223E-01 | 0.2055E+00 | -0.1002E+01 | 0.5112E-01 | 0.2040E+00 |

ANNUAL PEAKS

| | | | |
|---|---|---|---|
| 1913 | 255000 | 1944 | 70400 |
| 1914 | 38800 | 1945 | 51100 |
| 1915 | 25300 | 1946 | 37600 |
| 1916 | 67200 | 1947 | 53000 |
| 1917 | 41600 | 1948 | 71500 |
| 1918 | 47900 | 1949 | 71000 |
| 1919 | 63000 | 1950 | 120000 |
| 1920 | 60200 | 1951 | 79400 |
| 1921 | 40400 | 1952 | 51200 |
| 1922 | 79600 | 1953 | 37200 |
| 1923 | 53500 | 1954 | 18000 |
| 1924 | 52500 | 1955 | 28200 |
| 1925 | 58000 | 1956 | 37400 |
| 1926 | 54500 | 1957 | 69400 |
| 1927 | 74000 | 1958 | 99600 |
| 1928 | 55500 | 1959 | 97000 |
| 1929 | 61400 | 1960 | 38000 |
| 1930 | 97200 | 1961 | 64800 |
| 1931 | 18800 | 1962 | 53000 |
| 1932 | 47000 | 1963 | 56300 |
| 1933 | 91600 | 1964 | 71900 |
| 1934 | 19000 | 1965 | 41500 |
| 1935 | 46500 | 1966 | 24200 |
| 1936 | 78800 | 1967 | 62300 |
| 1937 | 76500 | 1968 | 77200 |
| 1938 | 73700 | 1969 | 81000 |
| 1939 | 102000 | 1970 | 67700 |
| 1940 | 29900 | 1971 | 45500 |
| 1941 | 16200 | 1972 | 54000 |
| 1942 | 47100 | 1973 | 52000 |
| 1943 | 189000 | | |

## 03347000 White River at Muncie, Ind.

LOCATION.--Lat 40°12'15", long 85°23'14", in SE¼NW¼ Hackley Reserve, Delaware County, on right bank 200 ft (61 m) downstream from Walnut Street bridge in Muncie, and 6 miles (10 km) upstream from Bell Creek.

DRAINAGE AREA.--241 mi² (624 km²).

REMARKS.--Natural flow affected by regulation of Prairie Creek Reservoir (See sta 03346900) and by diversion of municipal water supply by Muncie Water Works Co. Records of diversion available since October 1937.

DURATION TABLE OF DAILY DISCHARGE FOR YEAR ENDING SEPTEMBER 30

| CLASS | 0 | 1 | 2 | 3 | 4 | 5 | 6 | 7 | 8 | 9 | 10 | 11 | 12 | 13 | 14 | 15 | 16 | 17 | 18 | 19 | 20 | 21 | 22 | 23 | 24 | 25 | 26 | 27 | 28 | 29 | 30 | 31 | 32 | 33 | 34 | |
|---|---|---|---|---|---|---|---|---|---|---|---|---|---|---|---|---|---|---|---|---|---|---|---|---|---|---|---|---|---|---|---|---|---|---|---|---|
| YEAR | NUMBER OF DAYS IN CLASS | | | | | | | | | | | | | | | | | | | | | | | | | | | | | | | | | | | CFS-DAYS |
| 1931 | | | 3 | 1 | 13 | 8 | 13 | 11 | 15 | 14 | 17 | 7 | 10 | 9 | 12 | 11 | 6 | 6 | 9 | 8 | 1 | 3 | 2 | 2 | | | 2 | | | | | | | | | 11687.8 |
| 1932 | | | | | | 2 | 3 | 17 | 20 | 4 | 19 | 37 | 19 | 21 | 24 | 26 | 41 | 25 | 23 | 20 | 12 | 13 | 12 | 7 | 5 | 6 | 3 | 4 | 3 | | | | | | | 59972.2 |
| 1933 | | | | | | | | | | 4 | 21 | 16 | 20 | 21 | 14 | 21 | 11 | 36 | 42 | 37 | 26 | 31 | 12 | 14 | 16 | 4 | 4 | 3 | 4 | 3 | 1 | 2 | 1 | 1 | | 121500.0 |
| 1934 | | 3 | 15 | 2 | 4 | 11 | 15 | 7 | 11 | 8 | 10 | 20 | 40 | 47 | 44 | 23 | 29 | 30 | 16 | 9 | 3 | 5 | 3 | 2 | 3 | 2 | 3 | | | | | | | | | 28059.8 |
| 1935 | | | | | | 2 | 4 | 10 | 26 | 12 | 58 | 78 | 36 | 32 | 19 | 19 | 15 | 9 | 6 | 9 | 10 | 7 | 3 | 2 | 2 | 3 | | 1 | 1 | 1 | | | | | | 29271.8 |
| 1936 | | | 1 | 3 | 6 | 6 | 24 | 17 | 19 | 13 | 22 | 30 | 35 | 32 | 21 | 12 | 11 | 20 | 22 | 25 | 13 | 8 | 6 | 6 | 2 | 5 | 3 | | 2 | 2 | | | | | | 46946.2 |
| 1937 | | | | | | | | | | | 3 | 17 | 15 | 13 | 31 | 34 | 20 | 36 | 40 | 36 | 22 | 19 | 20 | 14 | 11 | 10 | 9 | 7 | 2 | 2 | 2 | 1 | | | 1 | 120639.0 |
| 1938 | | | | | | | | | | | | 9 | 15 | 15 | 25 | 35 | 42 | 31 | 40 | 29 | 20 | 28 | 23 | 13 | 7 | 9 | 4 | 7 | 5 | 3 | 3 | 2 | | | | 120927.0 |
| 1939 | | | | | | | 1 | 8 | 11 | 8 | 9 | 32 | 28 | 27 | 34 | 28 | 36 | 22 | 35 | 21 | 17 | 13 | 8 | 6 | 5 | 7 | 2 | 2 | 2 | 2 | | 1 | | | | 65499.2 |
| 1940 | | | | 10 | 15 | 21 | 14 | 7 | 14 | 17 | 19 | 29 | 37 | 30 | 14 | 20 | 30 | 18 | 17 | 11 | 6 | 9 | 13 | 6 | 4 | 1 | | | | 2 | 2 | | | | | 42267.6 |
| 1941 | | 2 | 2 | 1 | 8 | 17 | 22 | 12 | 19 | 29 | 33 | 38 | 21 | 52 | 42 | 28 | 11 | 9 | 4 | 2 | 6 | 3 | | 1 | 3 | | | | | | | | | | | 15377.3 |
| 1942 | | | | 2 | | 1 | | 2 | 5 | 9 | 7 | 25 | 50 | 35 | 36 | 37 | 39 | 25 | 17 | 22 | 8 | 10 | 6 | 6 | 5 | 4 | 4 | 4 | 3 | 2 | 1 | | | | | 63771.8 |
| 1943 | | | | | | | | | | | 23 | 26 | 21 | 33 | 25 | 20 | 36 | 47 | 32 | 22 | 14 | 10 | 16 | 8 | 8 | 5 | 3 | 7 | 3 | 2 | 2 | 1 | | 1 | | 95223.0 |
| 1944 | | | | | | 2 | 7 | 26 | 30 | 22 | 14 | 20 | 48 | 46 | 17 | 14 | 8 | 5 | 6 | 14 | 12 | 14 | 13 | 11 | 11 | 5 | 8 | 4 | 4 | 2 | | 1 | 1 | 1 | | 68312.9 |
| 1945 | | | | | | | 12 | 21 | 30 | 48 | 34 | 19 | 12 | 12 | 13 | 15 | 13 | 15 | 33 | 15 | 17 | 12 | 8 | 6 | 10 | 6 | 6 | 3 | 1 | 1 | 2 | 1 | | | | 69813.0 |
| 1946 | | | | | | | 8 | 13 | 6 | 7 | 9 | 16 | 7 | 17 | 28 | 28 | 44 | 40 | 24 | 24 | 22 | 21 | 17 | 8 | 11 | 5 | 4 | 5 | 1 | | | | | | | 69038.0 |
| 1947 | | | | | | 5 | 3 | 8 | 1 | 6 | 28 | 26 | 21 | 19 | 28 | 25 | 29 | 21 | 20 | 19 | 21 | 30 | 16 | 15 | 8 | 5 | 3 | 5 | 2 | 1 | | | | | | 73111.1 |
| 1948 | | | | | | | 9 | 11 | 10 | 16 | 23 | 12 | 45 | 43 | 26 | 30 | 22 | 27 | 13 | 18 | 12 | 12 | 9 | 4 | 6 | 3 | 5 | 2 | 6 | 2 | | | | | | 84493.1 |
| 1949 | | | | | | | | | 4 | 7 | 11 | 26 | 20 | 15 | 17 | 24 | 19 | 20 | 36 | 39 | 30 | 20 | 20 | 16 | 12 | 8 | 6 | 5 | 4 | 3 | 1 | 2 | | | | 111640.2 |
| 1950 | | | | | | | | | | | | 7 | 50 | 31 | 20 | 18 | 18 | 24 | 34 | 24 | 20 | 27 | 21 | 15 | 10 | 11 | 7 | 9 | 8 | 2 | 5 | 2 | 1 | 1 | | 153558.0 |
| 1951 | | | | | | | | 13 | 16 | 14 | 5 | 11 | 5 | 7 | 14 | 40 | 16 | 39 | 27 | 27 | 24 | 27 | 17 | 14 | 12 | 12 | 8 | 8 | 4 | 1 | 2 | 2 | | | | 118024.0 |
| 1952 | | | | | | | 6 | 14 | 14 | 11 | 35 | 24 | 9 | 23 | 17 | 11 | 13 | 12 | 27 | 35 | 27 | 22 | 14 | 15 | 10 | 12 | 5 | 5 | 1 | 3 | 1 | | | | | 90449.8 |
| 1953 | | | | | 1 | 10 | 16 | 6 | 5 | 4 | 4 | 6 | 44 | 24 | 20 | 18 | 13 | 27 | 44 | 30 | 28 | 24 | 10 | 7 | 9 | 3 | 4 | 2 | 3 | | 2 | 1 | | | | 58703.3 |
| 1954 | | 15 | 10 | 13 | 10 | 19 | 13 | 23 | 21 | 15 | 30 | 18 | 19 | 22 | 29 | 22 | 18 | 20 | 16 | 10 | 5 | 6 | 4 | 4 | | 2 | | 1 | | | | | | | | 22636.0 |
| 1955 | | 2 | 12 | 5 | 5 | 2 | 3 | 8 | 3 | 5 | 6 | 15 | 7 | 21 | 45 | 41 | 25 | 25 | 28 | 23 | 17 | 21 | 11 | 11 | 9 | 5 | 4 | 4 | 1 | 1 | | | | | | 66925.2 |
| 1956 | | 1 | 2 | 3 | 10 | 7 | 7 | 4 | 9 | 7 | 4 | 9 | 5 | 7 | 34 | 20 | 35 | 33 | 34 | 37 | 23 | 24 | 17 | 10 | 5 | 6 | 3 | 6 | 1 | | 1 | 2 | | | | 85551.9 |
| 1957 | | 2 | 9 | 10 | 10 | 9 | 11 | 2 | 11 | 3 | 10 | 20 | 29 | 16 | 16 | 13 | 31 | 28 | 23 | 15 | 12 | 20 | 10 | 11 | 11 | 9 | 3 | 5 | 11 | 1 | 3 | 1 | | | | 105868.7 |
| 1958 | | | | | | | | | | 1 | 8 | 6 | 3 | 16 | 26 | 25 | 47 | 45 | 53 | 32 | 17 | 23 | 21 | 7 | 4 | 12 | 3 | 4 | 3 | 1 | 4 | 2 | 1 | 1 | | 119610.0 |
| 1959 | | | | | | 6 | 29 | 5 | 3 | 5 | 7 | 9 | 6 | 19 | 44 | 21 | 26 | 19 | 15 | 24 | 24 | 22 | 28 | 8 | 15 | 13 | 4 | 5 | 1 | 3 | | 3 | | 1 | | 85254.7 |
| 1960 | | | | | | 3 | 20 | 16 | 11 | 11 | 6 | 7 | 19 | 18 | 18 | 30 | 41 | 31 | 42 | 20 | 16 | 17 | 8 | 7 | 5 | 6 | 4 | 4 | 4 | 2 | | | | | | 53883.5 |
| 1961 | | | 1 | | | 2 | 16 | 30 | 17 | 26 | 26 | 10 | 13 | 23 | 17 | 26 | 24 | 19 | 18 | 7 | 13 | 11 | 9 | 8 | 12 | 9 | 6 | 9 | 8 | 4 | | 1 | | | | 75413.4 |
| 1962 | | | | | | | | | | 2 | 7 | 11 | 36 | 30 | 24 | 34 | 40 | 38 | 33 | 32 | 20 | 11 | 6 | 9 | 8 | 4 | 7 | 4 | 6 | 1 | 1 | | 1 | | | 66222.6 |
| 1963 | | | | | 4 | 1 | 4 | 2 | 2 | 10 | 60 | 54 | 53 | 27 | 27 | 20 | 16 | 18 | 24 | 10 | 5 | 1 | 10 | 1 | 5 | 1 | 4 | 1 | 2 | 1 | | 1 | | 1 | | 40440.1 |
| 1964 | | | | | | 2 | 13 | 15 | 6 | 14 | 22 | 44 | 50 | 30 | 22 | 28 | 19 | 16 | 20 | 12 | 11 | 5 | 5 | 4 | 3 | 4 | 5 | 3 | 6 | | 1 | 3 | 1 | 1 | | 1 | 78062.4 |
| 1965 | | | | | 4 | 5 | 10 | 13 | 19 | 25 | 30 | 44 | 41 | 18 | 11 | 6 | 17 | 17 | 17 | 21 | 15 | 12 | 8 | 9 | 7 | 6 | 2 | 3 | 1 | 2 | 2 | | | | | 47789.9 |
| 1966 | | | | | | 1 | 30 | 12 | 13 | 15 | 15 | 37 | 35 | 28 | 19 | 39 | 26 | 17 | 22 | 14 | 7 | 13 | 6 | 4 | 5 | 4 | 2 | | 1 | | | | | | | 28531.5 |
| 1967 | | | | | | | 1 | 20 | 20 | 22 | 28 | 18 | 27 | 14 | 10 | 14 | 23 | 21 | 21 | 18 | 21 | 15 | 13 | 10 | 12 | 9 | 10 | 3 | 7 | 4 | 1 | 2 | 1 | | | 86965.3 |
| 1968 | | | | | | | | | | 5 | 13 | 29 | 30 | 6 | 11 | 17 | 30 | 34 | 36 | 33 | 26 | 20 | 21 | 14 | 10 | 8 | 5 | 5 | 6 | 4 | 2 | 1 | | | | 86641.8 |
| 1969 | | | | | | | | | 1 | | 1 | 9 | 33 | 15 | 10 | 17 | 15 | 30 | 49 | 44 | 29 | 23 | 22 | 19 | 15 | 13 | 4 | 7 | 3 | 3 | 3 | | | | | 92181.3 |
| 1970 | | | | | | | | | | | 5 | 15 | 27 | 21 | 23 | 46 | 34 | 19 | 26 | 31 | 26 | 25 | 23 | 12 | 12 | 7 | 6 | 1 | 2 | 2 | 2 | | | | | 69549.0 |
| 1971 | | | | | | | | | 3 | 7 | 10 | 26 | 63 | 35 | 31 | 53 | 22 | 12 | 17 | 14 | 16 | 12 | 13 | 9 | 9 | 3 | 2 | 1 | 4 | 2 | 1 | | | | | 49397.8 |
| 1972 | | | | | | | | | | 2 | 6 | 11 | 35 | 31 | 17 | 16 | 18 | 27 | 38 | 43 | 32 | 25 | 13 | 12 | 16 | 6 | 6 | 2 | 6 | 2 | 2 | | | | | 77235.5 |
| 1973 | | | | | | | | | | | | | | 17 | 15 | 12 | 24 | 25 | 41 | 40 | 22 | 24 | 42 | 31 | 24 | 15 | 6 | 9 | 7 | 4 | 3 | 3 | 1 | | | 132817.0 |

| CLASS | CFS | TOTAL | ACCUM | PERCT | CLASS | CFS | TOTAL | ACCUM | PERCT | CLASS | CFS | TOTAL | ACCUM | PERCT | CLASS | CFS | TOTAL | ACCUM | PERCT |
|---|---|---|---|---|---|---|---|---|---|---|---|---|---|---|---|---|---|---|---|
| 0 | 0.00 | 0 | 15524 | 100.0 | 9 | 10.00 | 506 | 13940 | 89.8 | 18 | 120.0 | 1092 | 5334 | 34.4 | 27 | 1400 | 171 | 415 | 2.6 |
| 1 | 1.00 | 25 | 15524 | 100.0 | 10 | 13.00 | 787 | 13434 | 86.5 | 19 | 160.0 | 887 | 4242 | 27.3 | 28 | 1900 | 100 | 244 | 1.5 |
| 2 | 1.40 | 55 | 15499 | 99.8 | 11 | 17.00 | 1144 | 12647 | 81.5 | 20 | 210.0 | 685 | 3355 | 21.6 | 29 | 2500 | 59 | 144 | .9 |
| 3 | 1.90 | 59 | 15444 | 99.5 | 12 | 23.00 | 948 | 11503 | 74.1 | 21 | 270.0 | 674 | 2670 | 17.2 | 30 | 3200 | 48 | 85 | .5 |
| 4 | 2.50 | 113 | 15385 | 99.1 | 13 | 30.00 | 954 | 10555 | 68.0 | 22 | 360.0 | 487 | 1996 | 12.9 | 31 | 4300 | 24 | 37 | .2 |
| 5 | 3.30 | 256 | 15272 | 98.4 | 14 | 39.00 | 1082 | 9601 | 61.8 | 23 | 470.0 | 406 | 1509 | 9.7 | 32 | 5600 | 7 | 13 | |
| 6 | 4.40 | 304 | 15016 | 96.7 | 15 | 52.00 | 1018 | 8519 | 54.9 | 24 | 620.0 | 293 | 1103 | 7.1 | 33 | 7400 | 4 | 6 | |
| 7 | 5.70 | 336 | 14712 | 94.8 | 16 | 68.00 | 1040 | 7501 | 48.3 | 25 | 820.0 | 240 | 810 | 5.2 | 34 | 9700 | 2 | 2 | |
| 8 | 7.60 | 436 | 14376 | 92.6 | 17 | 90.00 | 1127 | 6461 | 41.6 | 26 | 1100.0 | 155 | 570 | 3.7 | | | | | |

LOWEST MEAN DISCHARGE, IN CFS, AND RANKING, FOR THE FOLLOWING NUMBER OF CONSECUTIVE DAYS IN YEAR ENDING MARCH 31

| YEAR | 1 | | 3 | | 7 | | 14 | | 30 | | 60 | | 90 | | 120 | | 183 | | ANNUAL | |
|---|---|---|---|---|---|---|---|---|---|---|---|---|---|---|---|---|---|---|---|---|
| 1932 | 1.80 | 9 | 2.40 | 11 | 3.00 | 9 | 3.40 | 8 | 11.60 | 23 | 17.90 | 24 | 17.20 | 20 | 25.70 | 21 | 30.80 | 17 | 164.00 | 16 |
| 1933 | 4.20 | 20 | 4.40 | 18 | 5.50 | 22 | 6.40 | 20 | 7.00 | 15 | 13.80 | 20 | 25.00 | 25 | 43.30 | 29 | 61.40 | 29 | 203.00 | 23 |
| 1934 | 11.00 | 33 | 12.00 | 33 | 13.70 | 32 | 15.50 | 30 | 19.30 | 33 | 27.00 | 32 | 38.50 | 35 | 47.30 | 32 | 56.30 | 26 | 210.00 | 25 |
| 1935 | 1.20 | 3 | 1.30 | 3 | 1.40 | 2 | 1.40 | 2 | 2.80 | 3 | 7.00 | 8 | 16.40 | 18 | 16.40 | 13 | 16.80 | 6 | 43.90 | 1 |
| 1936 | 4.10 | 19 | 4.60 | 20 | 5.20 | 20 | 6.80 | 21 | 9.00 | 19 | 10.30 | 16 | 12.50 | 14 | 16.80 | 14 | 27.90 | 14 | 146.00 | 13 |
| 1937 | 1.60 | 7 | 2.30 | 9 | 3.10 | 10 | 4.30 | 13 | 5.80 | 13 | 7.60 | 11 | 8.80 | 7 | 13.50 | 9 | 44.10 | 22 | 259.00 | 31 |
| 1938 | 16.00 | 38 | 17.00 | 38 | 18.60 | 38 | 27.90 | 40 | 29.20 | 39 | 80.30 | 41 | 111.00 | 41 | 118.00 | 41 | 157.00 | 40 | 288.00 | 36 |
| 1939 | 20.00 | 40 | 20.30 | 40 | 20.60 | 40 | 21.00 | 38 | 24.20 | 35 | 29.70 | 35 | 37.40 | 34 | 56.00 | 34 | 72.50 | 32 | 263.00 | 34 |
| 1940 | 4.40 | 21 | 6.00 | 23 | 6.80 | 23 | 7.20 | 22 | 9.00 | 20 | 12.40 | 18 | 17.10 | 19 | 19.90 | 17 | 24.20 | 12 | 117.00 | 9 |
| 1941 | 2.10 | 12 | 2.20 | 8 | 2.40 | 6 | 2.50 | 5 | 3.10 | 4 | 3.80 | 2 | 4.30 | 1 | 8.30 | 5 | 17.40 | 8 | 99.10 | 4 |
| 1942 | 1.20 | 4 | 1.40 | 4 | 1.80 | 4 | 2.90 | 6 | 5.00 | 9 | 5.20 | 4 | 9.80 | 9 | 14.20 | 11 | 20.50 | 11 | 116.00 | 8 |
| 1943 | 12.00 | 34 | 13.30 | 36 | 15.00 | 35 | 15.60 | 32 | 15.80 | 27 | 22.40 | 29 | 29.70 | 27 | 43.80 | 30 | 59.30 | 28 | 198.00 | 21 |
| 1944 | 2.50 | 13 | 2.90 | 12 | 3.70 | 15 | 7.60 | 23 | 13.00 | 25 | 17.60 | 23 | 21.00 | 22 | 25.50 | 20 | 30.20 | 16 | 222.00 | 27 |
| 1945 | 3.70 | 18 | 4.40 | 19 | 4.70 | 18 | 5.40 | 16 | 5.70 | 12 | 6.20 | 6 | 6.30 | 4 | 6.90 | 2 | 8.70 | 1 | 168.00 | 17 |
| 1946 | 9.20 | 31 | 10.00 | 30 | 13.70 | 33 | 14.00 | 27 | 15.80 | 28 | 29.90 | 36 | 50.40 | 37 | 80.60 | 37 | 95.20 | 35 | 261.00 | 32 |
| 1947 | 3.30 | 17 | 3.60 | 17 | 4.40 | 17 | 5.00 | 15 | 5.50 | 11 | 8.40 | 12 | 11.50 | 10 | 14.00 | 10 | 36.40 | 19 | 124.00 | 10 |
| 1948 | 13.00 | 37 | 14.30 | 37 | 15.70 | 37 | 17.90 | 35 | 25.50 | 38 | 28.50 | 33 | 33.50 | 31 | 38.90 | 27 | 64.00 | 31 | 262.00 | 33 |
| 1949 | 6.30 | 27 | 6.80 | 26 | 7.20 | 24 | 9.10 | 25 | 10.60 | 22 | 17.00 | 22 | 22.20 | 24 | 34.30 | 25 | 63.20 | 30 | 350.00 | 38 |
| 1950 | 12.00 | 35 | 12.30 | 34 | 15.00 | 36 | 19.90 | 36 | 25.10 | 37 | 32.70 | 37 | 33.70 | 32 | 35.70 | 26 | 56.50 | 27 | 343.00 | 37 |
| 1951 | 22.00 | 41 | 23.00 | 41 | 26.10 | 41 | 30.20 | 42 | 49.60 | 42 | 86.70 | 42 | 162.00 | 42 | 145.00 | 42 | 215.00 | 42 | 375.00 | 42 |
| 1952 | 4.80 | 23 | 4.90 | 22 | 5.20 | 21 | 5.80 | 17 | 7.20 | 16 | 9.00 | 13 | 11.80 | 12 | 17.10 | 15 | 41.00 | 21 | 265.00 | 35 |
| 1953 | 6.00 | 25 | 6.70 | 24 | 7.70 | 25 | 8.00 | 24 | 12.20 | 24 | 21.30 | 28 | 28.60 | 26 | 41.80 | 28 | 44.60 | 23 | 161.00 | 14 |
| 1954 | 1.70 | 8 | 1.90 | 6 | 2.60 | 7 | 3.10 | 7 | 3.80 | 5 | 4.30 | 3 | 5.20 | 3 | 7.30 | 3 | 13.50 | 4 | 93.80 | 3 |
| 1955 | 1.10 | 1 | 1.10 | 1 | 1.20 | 1 | 1.20 | 1 | 1.50 | 1 | 12.70 | 19 | 12.90 | 16 | 19.90 | 18 | 48.50 | 24 | 174.00 | 18 |
| 1956 | 1.30 | 5 | 1.40 | 5 | 1.80 | 5 | 2.30 | 4 | 4.00 | 6 | 11.60 | 17 | 33.30 | 29 | 49.30 | 33 | 88.60 | 34 | 213.00 | 26 |
| 1957 | 1.10 | 2 | 1.30 | 2 | 1.70 | 3 | 1.90 | 3 | 2.20 | 2 | 2.90 | 1 | 4.30 | 2 | 5.60 | 1 | 17.20 | 7 | 115.00 | 6 |
| 1958 | 12.00 | 36 | 12.70 | 35 | 14.70 | 34 | 16.10 | 34 | 23.10 | 34 | 26.00 | 30 | 33.50 | 30 | 44.50 | 31 | 173.00 | 41 | 356.00 | 40 |
| 1959 | 26.00 | 42 | 26.30 | 42 | 28.30 | 42 | 29.40 | 41 | 30.40 | 40 | 34.50 | 38 | 46.00 | 36 | 65.50 | 35 | 114.00 | 36 | 374.00 | 41 |
| 1960 | 2.90 | 14 | 3.10 | 13 | 3.20 | 12 | 3.50 | 9 | 4.10 | 7 | 7.10 | 9 | 12.30 | 13 | 19.80 | 16 | 49.00 | 25 | 195.00 | 20 |
| 1961 | 1.60 | 6 | 3.30 | 16 | 3.50 | 13 | 3.60 | 10 | 5.20 | 10 | 6.70 | 7 | 7.60 | 6 | 8.60 | 6 | 9.30 | 2 | 108.00 | 5 |
| 1962 | 8.90 | 29 | 9.20 | 28 | 11.40 | 28 | 20.50 | 37 | 24.40 | 36 | 48.40 | 39 | 59.30 | 39 | 67.80 | 36 | 75.70 | 33 | 254.00 | 29 |
| 1963 | 6.10 | 26 | 7.20 | 27 | 9.70 | 26 | 12.10 | 26 | 14.10 | 26 | 19.60 | 27 | 21.00 | 23 | 27.20 | 22 | 29.00 | 15 | 140.00 | 12 |
| 1964 | 1.90 | 10 | 2.10 | 7 | 2.60 | 8 | 4.30 | 14 | 8.30 | 18 | 14.40 | 21 | 16.10 | 17 | 16.00 | 12 | 18.60 | 9 | 93.70 | 2 |
| 1965 | 3.10 | 15 | 3.20 | 14 | 3.90 | 16 | 4.20 | 12 | 6.70 | 14 | 7.40 | 10 | 9.20 | 8 | 10.00 | 7 | 12.10 | 3 | 199.00 | 22 |
| 1966 | 1.90 | 11 | 2.40 | 10 | 3.10 | 11 | 6.00 | 18 | 7.20 | 17 | 9.90 | 14 | 12.80 | 15 | 27.50 | 23 | 31.50 | 18 | 116.00 | 7 |
| 1967 | 3.20 | 16 | 3.30 | 15 | 3.70 | 14 | 3.90 | 11 | 4.50 | 8 | 5.90 | 5 | 6.60 | 5 | 7.40 | 4 | 16.70 | 5 | 204.00 | 24 |
| 1968 | 4.40 | 22 | 4.70 | 21 | 5.10 | 19 | 6.00 | 19 | 9.10 | 21 | 10.10 | 15 | 11.60 | 11 | 12.70 | 8 | 20.40 | 10 | 190.00 | 19 |
| 1969 | 7.30 | 28 | 11.40 | 32 | 12.90 | 31 | 14.70 | 28 | 16.10 | 29 | 18.30 | 25 | 33.70 | 33 | 84.60 | 39 | 125.00 | 37 | 255.00 | 30 |
| 1970 | 17.00 | 39 | 18.70 | 39 | 19.00 | 39 | 27.40 | 39 | 32.20 | 41 | 57.90 | 40 | 59.90 | 40 | 98.30 | 40 | 127.00 | 38 | 235.00 | 28 |
| 1971 | 9.00 | 30 | 9.70 | 29 | 12.00 | 29 | 15.60 | 33 | 17.90 | 31 | 18.90 | 26 | 20.60 | 21 | 21.10 | 19 | 26.80 | 13 | 164.00 | 15 |
| 1972 | 5.80 | 24 | 6.80 | 25 | 11.30 | 27 | 15.50 | 31 | 16.90 | 30 | 26.20 | 31 | 31.00 | 28 | 32.40 | 24 | 38.90 | 20 | 137.00 | 11 |
| 1973 | 9.70 | 32 | 10.60 | 31 | 12.80 | 30 | 15.20 | 29 | 18.00 | 32 | 29.60 | 34 | 54.60 | 38 | 84.30 | 38 | 131.00 | 39 | 355.00 | 39 |

HIGHEST MEAN DISCHARGE, IN CFS, AND RANKING, FOR THE FOLLOWING NUMBER OF CONSECUTIVE DAYS IN YEAR ENDING SEPTEMBER 30

| YEAR | 1 | | 3 | | 7 | | 15 | | 30 | | 60 | | 90 | | 120 | | 183 | | ANNUAL | |
|---|---|---|---|---|---|---|---|---|---|---|---|---|---|---|---|---|---|---|---|---|
| 1932 | 2370.0 | 37 | 2070.0 | 32 | 1540.0 | 26 | 1160.0 | 21 | 767.0 | 21 | 547.0 | 22 | 448.0 | 26 | 367.0 | 28 | 278.0 | 31 | 164.0 | 30 |
| 1933 | 8580.0 | 3 | 6840.0 | 2 | 4370.0 | 2 | 2290.0 | 5 | 1383.0 | 6 | 1030.0 | 3 | 762.0 | 4 | 634.0 | 5 | 578.0 | 2 | 333.0 | 3 |
| 1934 | 1270.0 | 41 | 1100.0 | 39 | 777.0 | 39 | 434.0 | 39 | 319.0 | 39 | 222.0 | 39 | 160.0 | 41 | 142.0 | 41 | 117.0 | 40 | 76.9 | 40 |
| 1935 | 3100.0 | 29 | 2120.0 | 31 | 1520.0 | 27 | 867.0 | 33 | 471.0 | 38 | 294.0 | 38 | 233.0 | 38 | 196.0 | 38 | 140.0 | 38 | 80.2 | 38 |
| 1936 | 3110.0 | 28 | 2810.0 | 21 | 1570.0 | 25 | 878.0 | 32 | 562.0 | 34 | 493.0 | 29 | 422.0 | 29 | 335.0 | 32 | 240.0 | 35 | 128.0 | 35 |
| 1937 | 9720.0 | 2 | 5810.0 | 3 | 3240.0 | 4 | 2370.0 | 3 | 1520.0 | 3 | 1000.0 | 4 | 738.0 | 5 | 660.0 | 3 | 509.0 | 7 | 331.0 | 4 |
| 1938 | 4630.0 | 16 | 3910.0 | 11 | 2200.0 | 13 | 1460.0 | 13 | 1170.0 | 9 | 901.0 | 6 | 671.0 | 8 | 610.0 | 6 | 496.0 | 8 | 331.0 | 5 |
| 1939 | 5380.0 | 11 | 3580.0 | 17 | 2030.0 | 17 | 1170.0 | 20 | 678.0 | 27 | 602.0 | 17 | 545.0 | 17 | 437.0 | 20 | 316.0 | 25 | 179.0 | 28 |
| 1940 | 3420.0 | 24 | 3150.0 | 18 | 2040.0 | 16 | 1150.0 | 22 | 674.0 | 29 | 417.0 | 35 | 351.0 | 37 | 304.0 | 36 | 216.0 | 36 | 115.0 | 36 |
| 1941 | 750.0 | 42 | 641.0 | 42 | 372.0 | 42 | 274.0 | 42 | 152.0 | 42 | 87.2 | 42 | 72.8 | 42 | 65.0 | 42 | 64.0 | 42 | 42.1 | 42 |
| 1942 | 3720.0 | 23 | 2250.0 | 27 | 1470.0 | 30 | 1150.0 | 23 | 744.0 | 22 | 594.0 | 20 | 506.0 | 19 | 402.0 | 22 | 305.0 | 26 | 175.0 | 29 |
| 1943 | 8210.0 | 5 | 4940.0 | 6 | 3100.0 | 5 | 1990.0 | 6 | 1180.0 | 8 | 650.0 | 16 | 640.0 | 13 | 540.0 | 13 | 441.0 | 12 | 261.0 | 10 |
| 1944 | 6270.0 | 9 | 4290.0 | 8 | 2530.0 | 8 | 1510.0 | 11 | 1050.0 | 11 | 838.0 | 10 | 654.0 | 11 | 531.0 | 15 | 355.0 | 21 | 187.0 | 25 |
| 1945 | 4920.0 | 15 | 3890.0 | 12 | 2320.0 | 11 | 1280.0 | 18 | 710.0 | 24 | 512.0 | 26 | 473.0 | 22 | 485.0 | 18 | 359.0 | 20 | 191.0 | 23 |
| 1946 | 1960.0 | 38 | 1490.0 | 38 | 1160.0 | 37 | 792.0 | 37 | 515.0 | 37 | 365.0 | 36 | 393.0 | 32 | 330.0 | 34 | 297.0 | 27 | 189.0 | 24 |
| 1947 | 2750.0 | 34 | 1820.0 | 37 | 1230.0 | 35 | 919.0 | 31 | 677.0 | 28 | 592.0 | 21 | 501.0 | 20 | 404.0 | 21 | 348.0 | 22 | 200.0 | 21 |
| 1948 | 4020.0 | 21 | 3030.0 | 20 | 2120.0 | 14 | 1520.0 | 7 | 1410.0 | 5 | 841.0 | 9 | 670.0 | 9 | 572.0 | 10 | 417.0 | 14 | 231.0 | 17 |
| 1949 | 5150.0 | 14 | 3690.0 | 14 | 1960.0 | 18 | 1520.0 | 8 | 1240.0 | 7 | 869.0 | 7 | 726.0 | 6 | 644.0 | 4 | 523.0 | 6 | 306.0 | 8 |
| 1950 | 7670.0 | 6 | 5730.0 | 4 | 3060.0 | 6 | 2340.0 | 4 | 1710.0 | 1 | 1400.0 | 1 | 1100.0 | 1 | 926.0 | 1 | 714.0 | 1 | 421.0 | 1 |
| 1951 | 5280.0 | 13 | 3610.0 | 15 | 2040.0 | 15 | 1340.0 | 16 | 873.0 | 17 | 717.0 | 14 | 640.0 | 12 | 605.0 | 7 | 570.0 | 3 | 323.0 | 7 |
| 1952 | 4180.0 | 20 | 2590.0 | 23 | 1360.0 | 33 | 1110.0 | 24 | 806.0 | 19 | 653.0 | 15 | 584.0 | 15 | 546.0 | 12 | 452.0 | 11 | 247.0 | 12 |
| 1953 | 3280.0 | 25 | 2230.0 | 28 | 1410.0 | 32 | 989.0 | 30 | 552.0 | 35 | 363.0 | 37 | 392.0 | 33 | 343.0 | 31 | 289.0 | 29 | 161.0 | 31 |
| 1954 | 1410.0 | 40 | 936.0 | 40 | 566.0 | 41 | 398.0 | 41 | 318.0 | 40 | 215.0 | 40 | 173.0 | 39 | 148.0 | 40 | 112.0 | 41 | 62.0 | 41 |
| 1955 | 2780.0 | 32 | 1970.0 | 35 | 1180.0 | 36 | 864.0 | 34 | 602.0 | 33 | 474.0 | 30 | 456.0 | 25 | 399.0 | 23 | 294.0 | 28 | 183.0 | 26 |
| 1956 | 5380.0 | 12 | 3590.0 | 16 | 1820.0 | 21 | 1020.0 | 28 | 690.0 | 25 | 541.0 | 23 | 434.0 | 27 | 382.0 | 25 | 361.0 | 19 | 234.0 | 15 |
| 1957 | 5460.0 | 10 | 3880.0 | 13 | 2470.0 | 9 | 1510.0 | 9 | 1040.0 | 12 | 863.0 | 8 | 887.0 | 2 | 718.0 | 2 | 551.0 | 4 | 290.0 | 9 |
| 1958 | 8570.0 | 4 | 5680.0 | 5 | 4910.0 | 1 | 2660.0 | 1 | 1520.0 | 2 | 929.0 | 5 | 690.0 | 7 | 597.0 | 9 | 475.0 | 9 | 328.0 | 6 |
| 1959 | 7000.0 | 7 | 4900.0 | 7 | 2460.0 | 10 | 1380.0 | 15 | 1110.0 | 10 | 773.0 | 12 | 599.0 | 14 | 559.0 | 11 | 427.0 | 13 | 234.0 | 16 |
| 1960 | 2380.0 | 36 | 1880.0 | 36 | 1490.0 | 28 | 849.0 | 35 | 686.0 | 26 | 440.0 | 34 | 372.0 | 34 | 334.0 | 33 | 256.0 | 32 | 147.0 | 32 |
| 1961 | 3980.0 | 22 | 2590.0 | 24 | 1900.0 | 20 | 1390.0 | 14 | 936.0 | 15 | 820.0 | 11 | 661.0 | 10 | 538.0 | 14 | 384.0 | 16 | 207.0 | 20 |
| 1962 | 4560.0 | 18 | 2650.0 | 22 | 1430.0 | 31 | 994.0 | 29 | 642.0 | 30 | 520.0 | 25 | 464.0 | 24 | 373.0 | 27 | 279.0 | 30 | 181.0 | 27 |
| 1963 | 6580.0 | 8 | 3980.0 | 10 | 2210.0 | 12 | 1330.0 | 17 | 947.0 | 14 | 531.0 | 24 | 371.0 | 35 | 286.0 | 37 | 199.0 | 37 | 111.0 | 37 |
| 1964 | 11600.0 | 1 | 7470.0 | 1 | 4150.0 | 3 | 2370.0 | 2 | 1500.0 | 4 | 1120.0 | 2 | 782.0 | 3 | 601.0 | 8 | 410.0 | 15 | 213.0 | 18 |
| 1965 | 2820.0 | 31 | 2050.0 | 34 | 1150.0 | 38 | 752.0 | 38 | 638.0 | 31 | 471.0 | 31 | 429.0 | 28 | 351.0 | 30 | 242.0 | 33 | 131.0 | 34 |
| 1966 | 1520.0 | 39 | 918.0 | 41 | 622.0 | 40 | 405.0 | 40 | 314.0 | 41 | 187.0 | 41 | 172.0 | 40 | 165.0 | 39 | 133.0 | 39 | 78.2 | 39 |
| 1967 | 4480.0 | 19 | 4140.0 | 9 | 2760.0 | 7 | 1470.0 | 12 | 839.0 | 18 | 597.0 | 19 | 517.0 | 18 | 499.0 | 17 | 453.0 | 10 | 238.0 | 13 |
| 1968 | 3280.0 | 26 | 2400.0 | 26 | 1940.0 | 19 | 1070.0 | 25 | 615.0 | 32 | 462.0 | 32 | 408.0 | 31 | 380.0 | 26 | 371.0 | 18 | 237.0 | 14 |
| 1969 | 3150.0 | 27 | 2540.0 | 25 | 1610.0 | 24 | 1250.0 | 19 | 910.0 | 16 | 598.0 | 18 | 475.0 | 21 | 445.0 | 19 | 383.0 | 17 | 253.0 | 11 |
| 1970 | 2880.0 | 30 | 2230.0 | 29 | 1290.0 | 34 | 796.0 | 36 | 548.0 | 36 | 461.0 | 33 | 466.0 | 23 | 392.0 | 24 | 322.0 | 24 | 191.0 | 22 |
| 1971 | 2670.0 | 35 | 2060.0 | 33 | 1700.0 | 22 | 1060.0 | 26 | 768.0 | 20 | 499.0 | 28 | 356.0 | 36 | 327.0 | 35 | 240.0 | 34 | 135.0 | 33 |
| 1972 | 2760.0 | 33 | 2120.0 | 30 | 1480.0 | 29 | 1040.0 | 27 | 729.0 | 23 | 505.0 | 27 | 414.0 | 30 | 366.0 | 29 | 340.0 | 23 | 211.0 | 19 |
| 1973 | 4580.0 | 17 | 3040.0 | 19 | 1620.0 | 23 | 1510.0 | 10 | 950.0 | 13 | 722.0 | 13 | 577.0 | 16 | 519.0 | 16 | 544.0 | 5 | 364.0 | 2 |

STATISTICS CN NORMAL MCNTHLY MEANS(ALL DAYS)

| OCT | NOV | DEC | JAN | FEB | MARCH | APRIL | MAY | JUNE | JULY | AUG | SEPT |
|---|---|---|---|---|---|---|---|---|---|---|---|
| BY ROWS(MEAN,VARIANCE,STANDARD DEVIATION, SKEWNESS, COEFF. OF VARIATION,PERCENTAGE OF AVERAGE FLOW) | | | | | | | | | | | |
| 0.4831E+02 | 0.1202E+03 | 0.2055E+03 | 0.3183E+03 | 0.3216E+03 | 0.4086E+03 | 0.4225E+03 | 0.2636E+03 | 0.2075E+03 | 0.7966E+02 | 0.5492E+02 | 0.4378E+02 |
| 0.3034E+04 | 0.3517E+05 | 0.4821E+05 | 0.1437E+06 | 0.5433E+05 | 0.5503E+05 | 0.9777E+05 | 0.6372E+05 | 0.7912E+05 | 0.5669E+04 | 0.4781E+04 | 0.2843E+04 |
| 0.5509E+02 | 0.1875E+03 | 0.2196E+03 | 0.3791E+03 | 0.2331E+03 | 0.2346E+03 | 0.3127E+03 | 0.2524E+03 | 0.2813E+03 | 0.7529E+02 | 0.6915E+02 | 0.5332E+02 |
| 0.2154E+01 | 0.3029E+01 | 0.1155E+01 | 0.2092E+01 | 0.1260E+01 | 0.3044E+00 | 0.1167E+01 | 0.2524E+01 | 0.3053E+01 | 0.1484E+01 | 0.1685E+01 | 0.2496E+01 |
| 0.1140E+01 | 0.1560E+01 | 0.1069E+01 | 0.1191E+01 | 0.7248E+00 | 0.5741E+00 | 0.7401E+00 | 0.9576E+00 | 0.1355E+01 | 0.9451E+00 | 0.1259E+01 | 0.1218E+01 |
| 0.1937E+01 | 0.4820E+01 | 0.8237E+01 | 0.1276E+02 | 0.1289E+02 | 0.1638E+02 | 0.1694E+02 | 0.1057E+02 | 0.8319E+01 | 0.3193E+01 | 0.2202E+01 | 0.1755E+01 |

STATISTICS ON NORMAL ANNUAL MEANS (ALL DAYS)

| MEAN | VARIANCE | STANDARD DEVIATION | SKEWNESS | COEFF. OF VARIATION | SERIAL CORR |
|---|---|---|---|---|---|
| 0.2071E+03 | 0.7721E+04 | 0.8787E+02 | 0.2727E+00 | 0.4242E+00 | 0.3715E+00 |

STATISTICS ON LOG MONTHLY MEANS (ALL DAYS)

| OCT | NOV | DEC | JAN | FEB | MARCH | APRIL | MAY | JUNE | JULY | AUG | SEPT |
|---|---|---|---|---|---|---|---|---|---|---|---|
| BY ROWS(MEAN,VARIANCE,STANDARD DEVIATION, SKEWNESS, COEFF. OF VARIATION,PERCENTAGE OF AVERAGE FLOW) | | | | | | | | | | | |
| 0.1466E+01 | 0.1758E+01 | 0.2015E+01 | 0.2201E+01 | 0.2364E+01 | 0.2519E+01 | 0.2490E+01 | 0.2274E+01 | 0.2089E+01 | 0.1709E+01 | 0.1446E+01 | 0.1356E+01 |
| 0.2030E+00 | 0.2593E+00 | 0.3168E+00 | 0.3254E+00 | 0.1697E+00 | 0.1004E+00 | 0.1423E+00 | 0.1372E+00 | 0.1736E+00 | 0.1854E+00 | 0.2510E+00 | 0.2804E+00 |
| 0.4506E+00 | 0.5092E+00 | 0.5628E+00 | 0.5704E+00 | 0.4120E+00 | 0.3169E+00 | 0.3772E+00 | 0.3704E+00 | 0.4166E+00 | 0.4306E+00 | 0.5010E+00 | 0.5295E+00 |
| 0.5756E-01 | 0.5220E+00 | -0.1690E+00 | -0.3164E+00 | -0.1034E+01 | -0.8499E+00 | -0.4917E+00 | -0.3017E+00 | 0.6929E+00 | -0.1639E-01 | 0.4956E+00 | -0.5972E-02 |
| 0.3085E+00 | 0.2897E+00 | 0.2793E+00 | 0.2592E+00 | 0.1743E+00 | 0.1258E+00 | 0.1515E+00 | 0.1629E+00 | 0.1995E+00 | 0.2520E+00 | 0.3465E+00 | 0.3905E+00 |
| 0.6167E+01 | 0.7423E+01 | 0.8510E+01 | 0.9293E+01 | 0.9984E+01 | 0.1064E+02 | 0.1052E+02 | 0.9601E+01 | 0.8820E+01 | 0.7217E+01 | 0.6107E+01 | 0.5726E+01 |

STATISTICS CN LOG ANNUAL MEANS(ALL DAYS)

| MEAN | VARIANCE | STANDARD DEVIATION | SKEWNESS | COEFF. OF VARIATION | SERIAL CORR |
|---|---|---|---|---|---|
| 0.2270E+01 | 0.4789E-01 | 0.2188E+00 | -0.9621E+00 | 0.9641E-01 | 0.3146E+00 |

ANNUAL PEAKS

| | | | |
|---|---|---|---|
| 1904 | 13000 | 1949 | 7080 |
| 1913 | 20000 | 1950 | 8840 |
| 1924 | 9280 | 1951 | 7790 |
| 1925 | 3240 | 1952 | 5280 |
| 1926 | 7380 | 1953 | 4480 |
| 1927 | 9700 | 1954 | 1640 |
| 1928 | 4760 | 1955 | 3080 |
| 1929 | 5950 | 1956 | 6580 |
| 1931 | 1250 | 1957 | 5880 |
| 1932 | 2840 | 1958 | 10000 |
| 1933 | 10500 | 1959 | 9100 |
| 1934 | 1950 | 1960 | 3180 |
| 1935 | 3640 | 1961 | 4680 |
| 1936 | 4000 | 1962 | 5780 |
| 1937 | 11500 | 1963 | 8190 |
| 1938 | 5330 | 1964 | 14300 |
| 1939 | 6660 | 1965 | 3590 |
| 1940 | 4320 | 1966 | 1740 |
| 1941 | 975 | 1967 | 4820 |
| 1942 | 4560 | 1968 | 4710 |
| 1943 | 9810 | 1969 | 4120 |
| 1944 | 9460 | 1970 | 4080 |
| 1945 | 5400 | 1971 | 4080 |
| 1946 | 2420 | 1972 | 3340 |
| 1947 | 3170 | 1973 | 5720 |
| 1948 | 5310 | | |

## 03347500 Buck Creek near Muncie, Ind.

LOCATION.--Lat 40°08'05", long 85°22'25", in SW¼SE¼ sec.34, T.20 N., R.10 E., Delaware County, on left bank at downstream side of highway bridge, 1.0 mile (1.6 km) upstream from Muncie Water Works Co. pumping station, and 4.2 miles (6.8 km) southeast of courthouse in Muncie.

DRAINAGE AREA.--35.5 mi² (91.9 km²).

DURATION TABLE OF DAILY DISCHARGE FOR YEAR ENDING SEPTEMBER 30

| CLASS | 0 | 1 | 2 | 3 | 4 | 5 | 6 | 7 | 8 | 9 | 10 | 11 | 12 | 13 | 14 | 15 | 16 | 17 | 18 | 19 | 20 | 21 | 22 | 23 | 24 | 25 | 26 | 27 | 28 | 29 | 30 | 31 | 32 | 33 | 34 | |
|---|---|---|---|---|---|---|---|---|---|---|---|---|---|---|---|---|---|---|---|---|---|---|---|---|---|---|---|---|---|---|---|---|---|---|---|---|
| YEAR | NUMBER OF DAYS IN CLASS | | | | | | | | | | | | | | | | | | | | | | | | | | | | | | | | | | | CFS-DAYS |
| 1955 | | | | 3 | 4 | 15 | 58 | 29 | 36 | 43 | 33 | 23 | 26 | 20 | 19 | 11 | 10 | 3 | 11 | 8 | 5 | 3 | 1 | 2 | 2 | | | | | | | | | | | 12319.9 |
| 1956 | | 3 | | 2 | 15 | 5 | 38 | 20 | 24 | 38 | 33 | 31 | 52 | 32 | 21 | 12 | 12 | 3 | 8 | 1 | 3 | 6 | | 2 | 2 | 1 | | 1 | | | 1 | | | | | | 13761.8 |
| 1957 | | | 5 | 2 | 23 | 22 | 32 | 17 | 29 | 50 | 34 | 16 | 21 | 19 | 20 | 9 | 15 | 8 | 10 | 3 | 6 | 7 | 4 | 7 | 3 | 1 | | 1 | | | | 1 | | | | 15382.1 |
| 1958 | | | | | | | 1 | 14 | 2 | 39 | 49 | 71 | 63 | 39 | 22 | 10 | 14 | 6 | 8 | 3 | 6 | 4 | 2 | 3 | 2 | 2 | 1 | 1 | | | 2 | | | 1 | | 18139.0 |
| 1959 | | | | | | | 12 | 24 | 39 | 89 | 25 | 22 | 34 | 35 | 28 | 11 | 13 | 9 | 4 | 4 | 5 | 5 | 1 | 1 | | 1 | | | | 1 | 1 | | | 1 | | 15194.0 |
| 1960 | | | 6 | 8 | 17 | 7 | 33 | 24 | 45 | 48 | 47 | 40 | 29 | 15 | 14 | 5 | 5 | 4 | 3 | 6 | 2 | 4 | 1 | | 1 | 1 | | 1 | | | | | | | | 11167.6 |
| 1961 | | | | | 31 | 32 | 88 | 27 | 19 | 32 | 25 | 20 | 8 | 15 | 12 | 9 | 9 | 5 | 7 | 5 | 3 | 6 | 3 | 2 | 4 | 1 | 1 | | | 1 | | | | | | 12653.5 |
| 1962 | | | | | | 3 | 75 | 58 | 63 | 39 | 41 | 22 | 17 | 9 | 7 | 8 | 2 | 2 | 3 | 2 | 4 | 1 | 1 | 3 | | 4 | | | | | | | 1 | | | 11054.0 |
| 1963 | | 2 | 12 | 17 | 49 | 38 | 70 | 23 | 42 | 28 | 19 | 19 | 6 | 6 | 8 | 5 | 7 | 2 | 2 | 3 | 1 | 1 | 2 | 1 | | 1 | | 1 | | | | | | | | 8320.0 |
| 1964 | | | | 52 | 109 | 24 | 20 | 11 | 28 | 29 | 22 | 13 | 13 | 8 | 4 | 4 | 3 | 2 | 5 | | 4 | 4 | 1 | 4 | 1 | | | | | 3 | | | | 1 | 1 | 12141.8 |
| 1965 | | 3 | 17 | 48 | 81 | 22 | 53 | 15 | 18 | 21 | 22 | 16 | 11 | 5 | 5 | 6 | 6 | 4 | 3 | 1 | 2 | 2 | | | 3 | | | 1 | | | | | | | | 7970.3 |
| 1966 | | 1 | 6 | 43 | 53 | 26 | 109 | 37 | 33 | 15 | 14 | 12 | 4 | 2 | 4 | 3 | | | | 2 | 1 | | | | | | | | | | | | | | | 5630.0 |
| 1967 | | | | 11 | 47 | 15 | 45 | 19 | 30 | 31 | 27 | 44 | 32 | 15 | 14 | 5 | 8 | 4 | 3 | 3 | | 3 | 2 | 4 | | | 2 | | | 1 | | | | | | 11325.6 |
| 1968 | | | | 1 | 12 | 22 | 26 | 31 | 28 | 43 | 49 | 43 | 37 | 19 | 10 | 7 | 7 | 6 | 6 | 3 | 2 | 3 | 2 | | 6 | 1 | | 1 | | | | | 1 | | | 13658.5 |
| 1969 | | | | | | | 30 | 25 | 60 | 33 | 50 | 55 | 33 | 23 | 9 | 8 | 6 | 6 | 3 | 6 | 1 | 6 | 2 | 2 | 3 | 1 | | 1 | 2 | | | | | | | 13986.0 |
| 1970 | | | | | | 9 | 52 | 33 | 57 | 25 | 26 | 43 | 38 | 24 | 17 | 10 | 8 | 9 | 4 | 1 | 4 | 1 | 1 | | | 1 | 1 | | 1 | | | | | | | 12256.0 |
| 1971 | | | | 4 | 23 | 17 | 84 | 58 | 47 | 35 | 22 | 15 | 16 | 7 | 10 | 5 | 3 | 4 | 2 | 2 | 2 | 2 | | | 1 | 2 | 1 | 2 | 1 | | | | | | | 10308.2 |
| 1972 | | | | | | | 66 | 25 | 30 | 35 | 46 | 60 | 30 | 14 | 18 | 14 | 8 | 3 | 5 | | 2 | 1 | 1 | 3 | 2 | 2 | | | 1 | | | | | | | 12298.0 |
| 1973 | | | | | | | | 6 | 39 | 19 | 19 | 35 | 42 | 54 | 37 | 30 | 28 | 15 | 11 | 5 | 6 | 4 | 2 | 5 | 2 | 2 | | 1 | 2 | 1 | | | | | | 19397.0 |

| CLASS | CFS | TOTAL | ACCUM | PERCT | CLASS | CFS | TOTAL | ACCUM | PERCT | CLASS | CFS | TOTAL | ACCUM | PERCT | CLASS | CFS | TOTAL | ACCUM | PERCT |
|---|---|---|---|---|---|---|---|---|---|---|---|---|---|---|---|---|---|---|---|
| 0 | 0.00 | 0 | 6940 | 100.0 | 9 | 20.00 | 692 | 3916 | 56.4 | 18 | 83.0 | 98 | 438 | 6.3 | 27 | 350 | 11 | 36 | .5 |
| 1 | 5.50 | 9 | 6940 | 100.0 | 10 | 23.00 | 603 | 3224 | 46.5 | 19 | 97.0 | 58 | 340 | 4.9 | 28 | 410 | 7 | 25 | .3 |
| 2 | 6.60 | 46 | 6931 | 99.9 | 11 | 27.00 | 600 | 2621 | 37.8 | 20 | 110.0 | 59 | 282 | 4.1 | 29 | 480 | 7 | 18 | .2 |
| 3 | 7.70 | 191 | 6885 | 99.2 | 12 | 32.00 | 512 | 2021 | 29.1 | 21 | 130.0 | 63 | 223 | 3.2 | 30 | 560 | 4 | 11 | .1 |
| 4 | 9.00 | 464 | 6694 | 96.5 | 13 | 38.00 | 361 | 1509 | 21.7 | 22 | 160.0 | 26 | 160 | 2.3 | 31 | 650 | 2 | 7 | .1 |
| 5 | 11.00 | 257 | 6230 | 89.8 | 14 | 44.00 | 279 | 1148 | 16.5 | 23 | 180.0 | 39 | 134 | 1.9 | 32 | 760 | 1 | 5 | |
| 6 | 12.00 | 892 | 5973 | 86.1 | 15 | 52.00 | 172 | 869 | 12.5 | 24 | 210.0 | 32 | 95 | 1.4 | 33 | 900 | 3 | 4 | |
| 7 | 15.00 | 496 | 5081 | 73.2 | 16 | 60.00 | 164 | 697 | 10.0 | 25 | 250.0 | 21 | 63 | 0.9 | 34 | 1100 | 1 | 1 | |
| 8 | 17.00 | 669 | 4585 | 66.1 | 17 | 71.00 | 95 | 533 | 7.7 | 26 | 300.0 | 6 | 42 | 0.6 | | | | | |

LOWEST MEAN DISCHARGE, IN CFS, AND RANKING, FOR THE FOLLOWING NUMBER OF CONSECUTIVE DAYS IN YEAR ENDING MARCH 31

| YEAR | 1 | | 3 | | 7 | | 14 | | 30 | | 60 | | 90 | | 120 | | 183 | | ANNUAL | |
|---|---|---|---|---|---|---|---|---|---|---|---|---|---|---|---|---|---|---|---|---|
| 1956 | 10.00 | 11 | 10.70 | 11 | 11.00 | 11 | 11.10 | 10 | 11.90 | 10 | 13.90 | 10 | 21.00 | 16 | 25.30 | 18 | 30.00 | 16 | 38.00 | 12 |
| 1957 | 5.80 | 2 | 6.10 | 2 | 8.10 | 6 | 8.60 | 6 | 9.10 | 6 | 9.80 | 6 | 10.30 | 6 | 10.80 | 5 | 12.90 | 6 | 25.30 | 5 |
| 1958 | 14.00 | 17 | 14.70 | 17 | 15.10 | 17 | 15.30 | 17 | 18.60 | 17 | 19.50 | 16 | 21.70 | 17 | 24.00 | 16 | 36.70 | 18 | 52.40 | 17 |
| 1959 | 19.00 | 18 | 19.00 | 18 | 19.60 | 18 | 19.80 | 18 | 21.10 | 18 | 21.70 | 18 | 23.00 | 18 | 23.40 | 15 | 30.50 | 17 | 53.80 | 18 |
| 1960 | 12.00 | 15 | 12.30 | 15 | 12.90 | 15 | 13.40 | 14 | 14.30 | 14 | 15.60 | 14 | 17.60 | 13 | 18.60 | 13 | 20.90 | 12 | 37.40 | 11 |
| 1961 | 7.60 | 6 | 7.60 | 6 | 7.70 | 5 | 8.00 | 3 | 9.20 | 7 | 10.30 | 7 | 10.70 | 7 | 10.80 | 6 | 11.50 | 4 | 24.70 | 4 |
| 1962 | 11.00 | 12 | 11.30 | 12 | 11.60 | 12 | 11.80 | 12 | 12.70 | 11 | 14.40 | 11 | 14.60 | 10 | 15.90 | 11 | 17.70 | 11 | 40.00 | 15 |
| 1963 | 6.00 | 3 | 6.30 | 3 | 7.30 | 3 | 9.10 | 9 | 9.90 | 9 | 12.10 | 9 | 12.30 | 8 | 12.50 | 8 | 13.10 | 7 | 23.50 | 3 |
| 1964 | 7.10 | 5 | 7.20 | 5 | 7.40 | 4 | 7.60 | 1 | 7.90 | 1 | 8.40 | 1 | 8.70 | 1 | 8.80 | 1 | 10.30 | 2 | 21.90 | 2 |
| 1965 | 5.60 | 1 | 5.90 | 1 | 6.80 | 1 | 8.00 | 4 | 8.60 | 3 | 8.90 | 2 | 9.20 | 3 | 9.10 | 2 | 9.70 | 1 | 31.50 | 9 |
| 1966 | 8.10 | 7 | 8.10 | 7 | 8.20 | 7 | 8.40 | 5 | 8.60 | 4 | 9.20 | 4 | 10.10 | 4 | 11.10 | 7 | 12.00 | 5 | 20.20 | 1 |
| 1967 | 6.50 | 4 | 6.80 | 4 | 7.00 | 2 | 7.80 | 2 | 8.50 | 2 | 9.00 | 3 | 8.90 | 2 | 9.20 | 3 | 11.40 | 3 | 25.60 | 6 |
| 1968 | 8.60 | 9 | 8.70 | 9 | 8.90 | 9 | 8.90 | 7 | 9.10 | 5 | 9.50 | 5 | 10.10 | 5 | 10.70 | 4 | 13.50 | 8 | 28.20 | 8 |
| 1969 | 13.00 | 16 | 13.70 | 16 | 13.90 | 16 | 14.00 | 15 | 14.10 | 13 | 14.50 | 12 | 15.80 | 12 | 17.70 | 12 | 23.50 | 13 | 39.60 | 14 |
| 1970 | 12.00 | 13 | 12.00 | 13 | 12.60 | 13 | 14.00 | 16 | 15.20 | 16 | 20.30 | 17 | 20.80 | 14 | 25.30 | 17 | 27.10 | 15 | 38.70 | 13 |
| 1971 | 10.00 | 10 | 10.00 | 10 | 10.40 | 10 | 11.70 | 11 | 14.40 | 15 | 15.00 | 13 | 15.10 | 11 | 15.40 | 10 | 16.60 | 10 | 33.00 | 10 |
| 1972 | 8.40 | 8 | 8.50 | 8 | 8.80 | 8 | 9.10 | 8 | 9.80 | 8 | 11.20 | 8 | 14.30 | 9 | 15.20 | 9 | 16.50 | 9 | 26.20 | 7 |
| 1973 | 12.00 | 14 | 12.30 | 14 | 12.90 | 14 | 13.10 | 13 | 14.00 | 12 | 17.60 | 15 | 20.90 | 15 | 22.50 | 14 | 25.60 | 14 | 48.30 | 16 |

HIGHEST MEAN DISCHARGE, IN CFS, AND RANKING, FOR THE FOLLOWING NUMBER OF CONSECUTIVE DAYS IN YEAR ENDING SEPTEMBER 30

| YEAR | 1 | 3 | 7 | 15 | 30 | 60 | 90 | 120 | 183 | ANNUAL |
|---|---|---|---|---|---|---|---|---|---|---|
| 1955 | 240.0 18 | 154.0 18 | 97.4 18 | 75.9 18 | 65.3 18 | 57.8 15 | 52.6 14 | 50.7 15 | 44.2 13 | 33.8 9 |
| 1956 | 577.0 7 | 278.0 12 | 170.0 13 | 106.0 15 | 78.0 15 | 61.8 13 | 55.2 12 | 54.5 9 | 48.1 9 | 37.6 6 |
| 1957 | 725.0 5 | 359.0 7 | 198.0 8 | 133.0 9 | 118.0 5 | 104.0 3 | 99.4 1 | 85.8 1 | 66.8 2 | 42.1 3 |
| 1958 | 1050.0 2 | 592.0 3 | 426.0 2 | 246.0 2 | 156.0 2 | 109.0 2 | 85.9 3 | 75.3 3 | 60.0 4 | 49.7 2 |
| 1959 | 980.0 3 | 593.0 2 | 295.0 3 | 168.0 3 | 134.0 3 | 95.9 5 | 77.8 6 | 73.7 6 | 62.4 3 | 41.6 4 |
| 1960 | 385.0 15 | 226.0 15 | 168.0 14 | 108.0 14 | 88.2 11 | 63.3 12 | 57.2 11 | 50.8 14 | 42.7 15 | 30.5 14 |
| 1961 | 533.0 8 | 303.0 9 | 224.0 7 | 158.0 5 | 118.0 6 | 98.0 4 | 85.6 4 | 73.9 4 | 56.4 5 | 34.7 8 |
| 1962 | 700.0 6 | 368.0 6 | 195.0 9 | 130.0 10 | 83.6 12 | 71.8 8 | 63.4 7 | 53.7 10 | 43.1 14 | 30.3 15 |
| 1963 | 370.0 17 | 276.0 13 | 182.0 10 | 123.0 12 | 94.9 10 | 63.7 11 | 48.7 18 | 43.1 18 | 33.5 18 | 22.8 17 |
| 1964 | 1260.0 1 | 917.0 1 | 479.0 1 | 281.0 1 | 169.0 1 | 130.0 1 | 97.3 2 | 78.2 2 | 56.3 6 | 33.2 12 |
| 1965 | 373.0 16 | 193.0 17 | 119.0 17 | 84.3 17 | 70.4 16 | 55.2 17 | 51.7 15 | 43.8 17 | 33.6 17 | 21.8 18 |
| 1966 | 112.0 19 | 86.0 19 | 56.0 19 | 37.7 19 | 27.5 19 | 24.7 19 | 21.9 19 | 20.6 19 | 19.8 19 | 15.4 19 |
| 1967 | 500.0 9 | 377.0 5 | 237.0 6 | 134.0 8 | 79.8 14 | 55.2 18 | 50.8 17 | 50.9 13 | 47.5 10 | 31.0 13 |
| 1968 | 858.0 4 | 449.0 4 | 288.0 4 | 168.0 4 | 102.0 8 | 68.0 10 | 59.3 8 | 56.3 7 | 51.0 8 | 37.3 7 |
| 1969 | 443.0 12 | 288.0 11 | 174.0 12 | 129.0 11 | 102.0 9 | 69.0 9 | 55.0 13 | 56.0 8 | 51.5 7 | 38.3 5 |
| 1970 | 454.0 11 | 224.0 16 | 136.0 16 | 89.4 16 | 65.7 17 | 57.8 16 | 58.6 9 | 53.1 11 | 45.5 12 | 33.6 10 |
| 1971 | 421.0 14 | 300.0 10 | 242.0 5 | 146.0 6 | 119.0 4 | 76.3 7 | 57.8 10 | 51.2 12 | 40.8 16 | 28.2 16 |
| 1972 | 424.0 13 | 275.0 14 | 151.0 15 | 111.0 13 | 81.3 13 | 59.3 14 | 51.0 16 | 45.7 16 | 46.1 11 | 33.6 11 |
| 1973 | 499.0 10 | 320.0 8 | 176.0 11 | 144.0 7 | 107.0 7 | 88.4 6 | 81.2 5 | 73.9 5 | 70.3 1 | 53.1 1 |

STATISTICS ON NORMAL MONTHLY MEANS(ALL DAYS)

| OCT | NOV | DEC | JAN | FEB | MARCH | APRIL | MAY | JUNE | JULY | AUG | SEPT |
|---|---|---|---|---|---|---|---|---|---|---|---|
| BY ROWS(MEAN,VARIANCE,STANDARD DEVIATION, SKEWNESS, COEFF. OF VARIATION,PERCENTAGE OF AVERAGE FLOW) | | | | | | | | | | | |
| 0.1738E+02 | 0.2586E+02 | 0.3218E+02 | 0.3777E+02 | 0.4494E+02 | 0.5224E+02 | 0.5835E+02 | 0.4125E+02 | 0.4207E+02 | 0.2442E+02 | 0.1860E+02 | 0.1580E+02 |
| 0.5965E+02 | 0.5707E+03 | 0.5820E+03 | 0.5441E+03 | 0.6975E+03 | 0.6624E+03 | 0.1277E+04 | 0.3808E+03 | 0.1326E+04 | 0.1155E+03 | 0.1281E+03 | 0.4343E+02 |
| 0.7684E+01 | 0.2389E+02 | 0.2413E+02 | 0.2333E+02 | 0.2641E+02 | 0.2574E+02 | 0.3574E+02 | 0.1951E+02 | 0.3642E+02 | 0.1075E+02 | 0.1132E+02 | 0.6590E+01 |
| 0.1264E+01 | 0.2335E+01 | 0.1121E+01 | 0.1261E+01 | 0.1466E+01 | 0.6291E+00 | 0.1555E+01 | 0.1212E+01 | 0.2241E+01 | 0.3803E+00 | 0.1955E+01 | 0.7784E+00 |
| 0.4421E+00 | 0.9236E+00 | 0.7456E+00 | 0.6176E+00 | 0.5877E+00 | 0.4927E+00 | 0.6125E+00 | 0.4731E+00 | 0.8655E+00 | 0.4399E+00 | 0.6086E+00 | 0.4170E+00 |
| 0.4231E+01 | 0.6295E+01 | 0.7833E+01 | 0.9193E+01 | 0.1094E+02 | 0.1271E+02 | 0.1420E+02 | 0.1004E+02 | 0.1024E+02 | 0.5944E+01 | 0.4526E+01 | 0.3846E+01 |

STATISTICS ON NORMAL ANNUAL MEANS(ALL DAYS)

| MEAN | VARIANCE | STANDARD DEVIATION | SKEWNESS | COEFF. OF VARIATION | SERIAL CORR |
|---|---|---|---|---|---|
| 0.3414E+02 | 0.8153E+02 | 0.9029E+01 | 0.1236E+00 | 0.2644E+00 | 0.4665E+00 |

STATISTICS ON LOG MONTHLY MEANS(ALL DAYS)

| OCT | NOV | DEC | JAN | FEB | MARCH | APRIL | MAY | JUNE | JULY | AUG | SEPT |
|---|---|---|---|---|---|---|---|---|---|---|---|
| BY ROWS(MEAN,VARIANCE,STANDARD DEVIATION, SKEWNESS, COEFF. OF VARIATION,PERCENTAGE OF AVERAGE FLOW) | | | | | | | | | | | |
| 0.1204E+01 | 0.1302E+01 | 0.1399E+01 | 0.1506E+01 | 0.1584E+01 | 0.1666E+01 | 0.1694E+01 | 0.1574E+01 | 0.1523E+01 | 0.1345E+01 | 0.1212E+01 | 0.1164E+01 |
| 0.3183E-01 | 0.8241E-01 | 0.9762E-01 | 0.6316E-01 | 0.6723E-01 | 0.4963E-01 | 0.6750E-01 | 0.3635E-01 | 0.7795E-01 | 0.4151E-01 | 0.4727E-01 | 0.3191E-01 |
| 0.1784E+00 | 0.2871E+00 | 0.3124E+00 | 0.2513E+00 | 0.2593E+00 | 0.2228E+00 | 0.2598E+00 | 0.1907E+00 | 0.2792E+00 | 0.2037E+00 | 0.2174E+00 | 0.1786E+00 |
| 0.3814E+00 | 0.1223E+01 | 0.3039E+00 | 0.3109E+00 | -0.3587E+00 | -0.1730E+00 | -0.8795E-01 | 0.3813E+00 | 0.1043E+01 | -0.2699E+00 | 0.8545E+00 | 0.1339E+00 |
| 0.1482E+00 | 0.2205E+00 | 0.2232E+00 | 0.1668E+00 | 0.1637E+00 | 0.1337E+00 | 0.1533E+00 | 0.1211E+00 | 0.1834E+00 | 0.1515E+00 | 0.1794E+00 | 0.1535E+00 |
| 0.7611E+01 | 0.7582E+01 | 0.8149E+01 | 0.8772E+01 | 0.9222E+01 | 0.9702E+01 | 0.9866E+01 | 0.9167E+01 | 0.8866E+01 | 0.7831E+01 | 0.7056E+01 | 0.6777E+01 |

STATISTICS ON LOG ANNUAL MEANS(ALL DAYS)

| MEAN | VARIANCE | STANDARD DEVIATION | SKEWNESS | COEFF. OF VARIATION | SERIAL CORR |
|---|---|---|---|---|---|
| 0.1517E+01 | 0.1565E-01 | 0.1251E+00 | -0.8923E+00 | 0.8245E-01 | 0.4439E+00 |

ANNUAL PEAKS

| | | | |
|---|---|---|---|
| 1955 | 340 | 1965 | 597 |
| 1956 | 990 | 1966 | 207 |
| 1957 | 1150 | 1967 | 656 |
| 1958 | 1500 | 1968 | 1050 |
| 1959 | 1710 | 1969 | 752 |
| 1960 | 634 | 1970 | 729 |
| 1961 | 909 | 1971 | 724 |
| 1962 | 1600 | 1972 | 757 |
| 1963 | 500 | 1973 | 775 |
| 1964 | 1790 | | |

## 03348000 White River at Anderson, Ind.

LOCATION.--Lat 40°06'20", long 85°40'16", in NW¼NW¼ sec.18, T.19 N., R.8 E., Madison County, on downstream side of Twelfth Street bridge, 250 ft (76 m) upstream from municipal water-supply plant in Anderson, 1 mile (2 km) upstream from Killbuck Creek.

DRAINAGE AREA.--406 mi² (1,052 km²).

REMARKS.--The city of Anderson diverts water for its municipal supply above the gage.

DURATION TABLE OF DAILY DISCHARGE FOR YEAR ENDING SEPTEMBER 30

| CLASS | 0 | 1 | 2 | 3 | 4 | 5 | 6 | 7 | 8 | 9 | 10 | 11 | 12 | 13 | 14 | 15 | 16 | 17 | 18 | 19 | 20 | 21 | 22 | 23 | 24 | 25 | 26 | 27 | 28 | 29 | 30 | 31 | 32 | 33 | 34 | |
|---|---|---|---|---|---|---|---|---|---|---|---|---|---|---|---|---|---|---|---|---|---|---|---|---|---|---|---|---|---|---|---|---|---|---|---|---|
| YEAR | NUMBER OF DAYS IN CLASS | | | | | | | | | | | | | | | | | | | | | | | | | | | | | | | | | | | CFS-DAYS |
| 1926 | | | | | | | | 3 | 6 | 15 | 17 | 34 | 36 | 40 | 26 | 29 | 39 | 8 | 19 | 13 | 15 | 12 | 5 | 15 | 6 | 6 | 5 | 4 | 4 | 2 | 5 | 1 | | | | 227507.0 |
| 1932 | | | | 2 | 1 | 3 | 11 | 14 | 13 | 16 | 14 | 20 | 22 | 14 | 12 | 11 | 17 | 8 | | 1 | 1 | | 3 | | | | | | | | | | | | | 27997.0 |
| 1933 | | | | | | | | | | 15 | 34 | 38 | 20 | 24 | 20 | 38 | 39 | 28 | 32 | 16 | 11 | 16 | 7 | 2 | 7 | 5 | 1 | 2 | 4 | 2 | 2 | 1 | | 1 | | 201504.0 |
| 1934 | | | | | 7 | 13 | 11 | 12 | 27 | 30 | 39 | 66 | 30 | 47 | 38 | 18 | 6 | 2 | 6 | 4 | 3 | 1 | 2 | 2 | 1 | | | | | | | | | | | 52361.0 |
| 1935 | | | | | | 1 | 22 | 62 | 67 | 40 | 29 | 17 | 20 | 30 | 28 | 4 | 12 | 7 | 8 | 5 | 1 | 3 | 3 | 1 | | 2 | 1 | 1 | 1 | | | | | | | 61562.0 |
| 1936 | | | | | 9 | 23 | 22 | 21 | 34 | 21 | 35 | 61 | 7 | 28 | 15 | 20 | 20 | 11 | 13 | 6 | 10 | | 3 | 1 | 1 | 2 | | 1 | 2 | | | | | | | 76636.0 |
| 1937 | | | | | | | | | | 6 | 32 | 37 | 23 | 35 | 29 | 23 | 52 | 13 | 25 | 20 | 12 | 17 | 10 | 6 | 2 | 9 | 5 | 5 | | 1 | 1 | 1 | | 1 | | 201295.0 |
| 1938 | | | | | | | | | 5 | 2 | 24 | 28 | 29 | 40 | 33 | 43 | 33 | 17 | 17 | 19 | 20 | 11 | 10 | 7 | 7 | 2 | 5 | 4 | | 4 | 5 | | | | | 208811.0 |
| 1939 | | | | | | | 17 | 9 | 12 | 10 | 46 | 42 | 30 | 51 | 24 | 32 | 25 | 15 | 11 | 4 | 6 | 5 | 7 | 7 | 1 | 2 | 4 | 2 | 1 | 1 | | | 1 | | | 122980.0 |
| 1940 | | 1 | | 9 | 20 | 39 | 18 | 8 | 32 | 78 | 12 | 21 | 17 | 30 | 12 | 15 | 14 | 9 | 7 | 9 | 4 | 2 | 4 | | | | 1 | 2 | | 2 | | | | | | 69153.1 |
| 1941 | | | 6 | 9 | 20 | 40 | 18 | 29 | 52 | 46 | 28 | 73 | 9 | 12 | 4 | 8 | 3 | | 3 | 1 | 1 | 3 | | | | | | | | | | | | | | 29380.0 |
| 1942 | | | | 1 | | 1 | 6 | 10 | 20 | 52 | 56 | 36 | 17 | 40 | 25 | 15 | 18 | 19 | 9 | 6 | 6 | 4 | 7 | 4 | 5 | 1 | 5 | 1 | 1 | | | | | | | 102904.0 |
| 1943 | | | | | | | | 1 | 24 | 19 | 17 | 25 | 21 | 61 | 50 | 22 | 23 | 28 | 17 | 11 | 8 | 8 | 8 | 5 | 4 | 2 | 1 | 4 | 4 | | | 1 | 1 | | | 156990.0 |
| 1944 | | | | | | | 9 | 30 | 29 | 39 | 80 | 45 | 11 | 15 | 7 | 9 | 9 | 18 | 14 | 17 | 4 | 7 | 8 | 5 | 1 | 3 | 1 | 2 | 1 | 1 | | | 1 | | | 111505.0 |
| 1945 | | | | | | | 4 | 48 | 53 | 53 | 12 | 19 | 15 | 24 | 10 | 26 | 23 | 13 | 11 | 11 | 11 | 3 | 9 | 7 | 4 | 1 | 2 | 3 | 1 | 2 | | | | | | 117745.0 |
| 1946 | | | | | | | | 22 | 10 | 11 | 16 | 24 | 30 | 54 | 43 | 23 | 22 | 25 | 18 | 18 | 15 | 7 | 10 | 5 | 9 | 1 | 1 | 1 | | | | | | | | 124039.0 |
| 1947 | | | | | | | 1 | 15 | 11 | 15 | 35 | 31 | 18 | 45 | 31 | 28 | 17 | 16 | 27 | 23 | 10 | 18 | 5 | 6 | 6 | 3 | 3 | 1 | | | | | | | | 132939.0 |
| 1948 | | | | | | | | 1 | 26 | 26 | 38 | 31 | 58 | 30 | 34 | 26 | 20 | 14 | 14 | 10 | 6 | 3 | 6 | 7 | 3 | 2 | 3 | 4 | 3 | 1 | | | | | | 162519.0 |
| 1949 | | | | | | | | | 13 | 20 | 35 | 19 | 38 | 24 | 20 | 37 | 45 | 27 | 21 | 16 | 11 | 10 | 9 | 6 | 2 | 2 | 4 | 4 | 1 | | 1 | | | | | 185839.0 |
| 1950 | | | | | | | | | 4 | 31 | 23 | 30 | 35 | 18 | 26 | 29 | 31 | 29 | 26 | 15 | 10 | 16 | 6 | 8 | 6 | 5 | 4 | 5 | 4 | 1 | 1 | 2 | | | | 256803.0 |
| 1951 | | | | | | | | | 2 | 22 | 29 | 11 | 22 | 27 | 29 | 36 | 26 | 28 | 30 | 27 | 13 | 14 | 19 | 4 | 8 | 10 | | 4 | 1 | 1 | 1 | 1 | | | | 197278.0 |
| 1952 | | | | | | | | | 5 | 37 | 29 | 37 | 22 | 23 | 21 | 18 | 27 | 31 | 32 | 20 | 12 | 13 | 16 | 10 | 5 | 2 | 3 | | | 3 | | | | | | 158814.0 |
| 1953 | | | | | | | | | 13 | 19 | 38 | 29 | 22 | 32 | 33 | 57 | 36 | 28 | 19 | 9 | 11 | 6 | 3 | 2 | 3 | | 3 | 1 | 1 | | | | | | | 111078.0 |
| 1954 | | | | | | | | 3 | 22 | 64 | 53 | 38 | 45 | 30 | 38 | 18 | 13 | 11 | 9 | 7 | 7 | 1 | 3 | 1 | 2 | | | | | | | | | | | 51375.0 |
| 1955 | | | | | | | | | 13 | 6 | 11 | 16 | 60 | 36 | 50 | 26 | 22 | 20 | 23 | 28 | 10 | 19 | 8 | 6 | 6 | 1 | 2 | | 2 | | | | | | | 112636.0 |
| 1956 | | | | | | | | | 19 | 7 | 8 | 30 | 16 | 62 | 27 | 29 | 42 | 36 | 18 | 22 | 17 | 7 | 6 | 7 | 4 | 1 | 3 | | 3 | 1 | 1 | | | | | 152813.0 |
| 1957 | | | | | | | | | 38 | 24 | 20 | 11 | 43 | 24 | 40 | 26 | 24 | 20 | 14 | 13 | 11 | 9 | 14 | 8 | 5 | 3 | 6 | 7 | 2 | 2 | | 1 | | | | 184579.0 |
| 1958 | | | | | | | | | | | | 16 | 20 | 46 | 51 | 47 | 46 | 36 | 33 | 13 | 11 | 8 | 8 | 7 | 7 | 5 | 1 | 3 | 2 | 1 | 2 | | 2 | | | 203333.0 |
| 1959 | | | | | | | | | 2 | 22 | 26 | 25 | 45 | 58 | 20 | 12 | 19 | 30 | 33 | 21 | 13 | 10 | 8 | 7 | 2 | 4 | 3 | 2 | | 1 | 1 | | 1 | | | 158061.0 |
| 1960 | | | | | | | | | 16 | 26 | 21 | 33 | 15 | 55 | 40 | 36 | 43 | 22 | 18 | 9 | 6 | 4 | 6 | 6 | | 6 | 3 | | 1 | | | | | | | 115281.0 |
| 1961 | | | | | | | | 4 | 20 | 62 | 47 | 28 | 24 | 39 | 18 | 18 | 11 | 15 | 10 | 13 | 8 | 8 | 11 | 6 | 7 | 10 | 2 | 2 | 1 | 1 | | | | | | 137723.0 |
| 1962 | | | | | | | | | | | 22 | 67 | 29 | 70 | 45 | 26 | 28 | 22 | 14 | 8 | 4 | 7 | 4 | 5 | 4 | 5 | 2 | 2 | | | 1 | | | | | 121507.0 |
| 1963 | | | | | | | | | 1 | 18 | 118 | 76 | 25 | 43 | 21 | 14 | 10 | 6 | 10 | 5 | 2 | 2 | 5 | | 3 | 2 | 1 | | 1 | | | 1 | 1 | | | 91374.0 |
| 1964 | | | | | | | | 18 | 74 | 52 | 59 | 13 | 23 | 30 | 14 | 17 | 13 | 11 | 4 | 6 | 2 | 2 | 6 | 6 | 2 | 4 | 4 | | 2 | 2 | | | | 1 | 1 | 129609.0 |
| 1965 | | | | | | | | | 10 | 59 | 89 | 43 | 15 | 25 | 14 | 16 | 20 | 19 | 18 | 5 | 5 | 9 | 6 | 3 | 5 | 3 | | 1 | | | | | | | | 92565.0 |
| 1966 | | | | | | | 7 | 12 | 36 | 40 | 25 | 63 | 51 | 55 | 14 | 13 | 13 | 9 | 10 | 6 | 5 | 2 | 3 | 1 | | | | | | | | | | | | 58149.0 |
| 1967 | | | | | | | | 21 | 23 | 46 | 36 | 8 | 12 | 34 | 34 | 25 | 14 | 25 | 16 | 12 | 12 | 10 | 15 | 7 | 3 | 5 | 4 | 1 | 2 | | | | | | | 139421.0 |
| 1968 | | | | | | | | | 6 | 20 | 14 | 41 | 11 | 40 | 36 | 38 | 39 | 22 | 22 | 18 | 13 | 13 | 8 | 5 | 7 | 3 | 4 | 3 | 3 | | | | | | | 159492.0 |
| 1969 | | | | | | | | | | 12 | 20 | 15 | 10 | 32 | 62 | 44 | 45 | 32 | 25 | 18 | 8 | 11 | 8 | 4 | 8 | 3 | 3 | 3 | 2 | | | | | | | 157807.0 |
| 1970 | | | | | | | | | | | 8 | 45 | 39 | 47 | 39 | 26 | 30 | 28 | 33 | 19 | 16 | 9 | 10 | 5 | 4 | 3 | 1 | 2 | 1 | | | | | | | 140892.0 |
| 1971 | | | | | | | | 9 | 6 | 13 | 38 | 75 | 32 | 70 | 33 | 15 | 10 | 18 | 7 | 8 | 11 | 4 | 6 | 1 | 2 | 2 | 3 | 2 | | | | | | | | 95300.0 |
| 1972 | | | | | | | | | | | 7 | 69 | 29 | 35 | 34 | 36 | 35 | 33 | 24 | 11 | 10 | 12 | 11 | 5 | 5 | 6 | 4 | | | | | | | | | 141105.0 |
| 1973 | | | | | | | | | | | | 9 | 18 | 30 | 27 | 41 | 32 | 25 | 30 | 34 | 34 | 25 | 22 | 14 | 10 | 8 | 1 | 4 | 1 | | | | | | | 222211.0 |

| CLASS | CFS | TOTAL | ACCUM | PERCT | CLASS | CFS | TOTAL | ACCUM | PERCT | CLASS | CFS | TOTAL | ACCUM | PERCT | CLASS | CFS | TOTAL | ACCUM | PERCT |
|---|---|---|---|---|---|---|---|---|---|---|---|---|---|---|---|---|---|---|---|
| 0 | 0.00 | 0 | 15523 | 100.0 | 9 | 55.00 | 1054 | 14049 | 90.5 | 18 | 410.0 | 762 | 3249 | 20.9 | 27 | 3100 | 83 | 216 | 1.3 |
| 1 | 9.00 | 1 | 15523 | 100.0 | 10 | 68.00 | 1311 | 12995 | 83.7 | 19 | 520.0 | 559 | 2487 | 16.0 | 28 | 3900 | 55 | 133 | .8 |
| 2 | 11.00 | 6 | 15522 | 100.0 | 11 | 86.00 | 1562 | 11684 | 75.3 | 20 | 650.0 | 423 | 1928 | 12.4 | 29 | 4900 | 35 | 78 | .5 |
| 3 | 14.00 | 21 | 15516 | 100.0 | 12 | 110.00 | 1024 | 10122 | 65.2 | 21 | 810.0 | 340 | 1505 | 9.7 | 30 | 6100 | 21 | 43 | .2 |
| 4 | 18.00 | 57 | 15495 | 99.8 | 13 | 130.00 | 1686 | 9098 | 58.6 | 22 | 1000.0 | 332 | 1165 | 7.5 | 31 | 7600 | 9 | 22 | .1 |
| 5 | 22.00 | 120 | 15438 | 99.5 | 14 | 170.00 | 1175 | 7412 | 47.7 | 23 | 1300.0 | 215 | 833 | 5.4 | 32 | 9500 | 9 | 13 | |
| 6 | 28.00 | 149 | 15318 | 98.7 | 15 | 210.00 | 1069 | 6237 | 40.2 | 24 | 1600.0 | 170 | 618 | 4.0 | 33 | 12000 | 3 | 4 | |
| 7 | 35.00 | 383 | 15169 | 97.7 | 16 | 260.00 | 1058 | 5168 | 33.3 | 25 | 2000.0 | 137 | 448 | 2.9 | 34 | 15000 | 1 | 1 | |
| 8 | 44.00 | 737 | 14786 | 95.3 | 17 | 330.00 | 861 | 4110 | 26.5 | 26 | 2500.0 | 95 | 311 | 2.0 | | | | | |

LOWEST MEAN DISCHARGE, IN CFS, AND RANKING, FOR THE FOLLOWING NUMBER OF CONSECUTIVE DAYS IN YEAR ENDING MARCH 31

| YEAR | 1 | | 3 | | 7 | | 14 | | 30 | | 60 | | 90 | | 120 | | 183 | | ANNUAL | |
|---|---|---|---|---|---|---|---|---|---|---|---|---|---|---|---|---|---|---|---|---|
| 1933 | 16.00 | 3 | 22.30 | 5 | 26.70 | 6 | 30.60 | 6 | 37.30 | 6 | 54.60 | 13 | 77.70 | 20 | 99.40 | 22 | 132.00 | 27 | 354.00 | 20 |
| 1934 | 64.00 | 32 | 64.70 | 31 | 65.70 | 31 | 66.60 | 29 | 73.20 | 27 | 89.00 | 27 | 102.00 | 28 | 119.00 | 29 | 131.00 | 26 | 367.00 | 23 |
| 1935 | 18.00 | 4 | 19.30 | 3 | 21.00 | 3 | 23.20 | 3 | 31.10 | 5 | 41.60 | 7 | 45.10 | 5 | 46.80 | 5 | 47.70 | 3 | 87.80 | 1 |
| 1936 | 27.00 | 7 | 27.70 | 7 | 28.40 | 7 | 31.10 | 7 | 37.60 | 7 | 41.50 | 6 | 47.40 | 7 | 59.30 | 10 | 84.00 | 12 | 265.00 | 11 |
| 1937 | 19.00 | 5 | 19.70 | 4 | 22.70 | 4 | 24.60 | 4 | 29.80 | 3 | 32.30 | 3 | 34.70 | 3 | 42.20 | 2 | 88.50 | 13 | 420.00 | 27 |
| 1938 | 82.00 | 37 | 82.00 | 37 | 91.90 | 37 | 94.60 | 37 | 99.70 | 37 | 169.00 | 39 | 210.00 | 39 | 218.00 | 39 | 269.00 | 37 | 504.00 | 35 |
| 1939 | 51.00 | 22 | 51.00 | 22 | 54.60 | 22 | 66.60 | 30 | 73.30 | 28 | 79.80 | 25 | 88.60 | 24 | 108.00 | 26 | 128.00 | 24 | 457.00 | 32 |
| 1940 | 25.00 | 6 | 25.00 | 6 | 25.00 | 5 | 27.20 | 5 | 31.00 | 4 | 34.90 | 4 | 46.80 | 6 | 50.00 | 6 | 58.80 | 5 | 220.00 | 7 |
| 1941 | 9.10 | 1 | 13.00 | 2 | 15.70 | 2 | 18.90 | 2 | 20.50 | 1 | 22.20 | 2 | 23.80 | 1 | 28.90 | 1 | 44.10 | 1 | 162.00 | 2 |
| 1942 | 12.00 | 2 | 12.30 | 1 | 13.00 | 1 | 13.90 | 1 | 20.80 | 2 | 22.10 | 1 | 34.00 | 2 | 43.40 | 3 | 54.70 | 4 | 201.00 | 4 |
| 1943 | 42.00 | 18 | 43.30 | 17 | 46.30 | 17 | 47.30 | 15 | 50.20 | 15 | 60.40 | 17 | 72.80 | 18 | 90.70 | 19 | 106.00 | 19 | 297.00 | 16 |
| 1944 | 62.00 | 30 | 62.70 | 29 | 63.10 | 29 | 66.90 | 31 | 69.40 | 25 | 74.50 | 23 | 80.30 | 21 | 87.10 | 18 | 101.00 | 17 | 387.00 | 26 |
| 1945 | 30.00 | 9 | 30.00 | 8 | 32.00 | 8 | 34.50 | 8 | 39.00 | 9 | 40.20 | 5 | 41.80 | 4 | 44.90 | 4 | 45.50 | 2 | 282.00 | 13 |

LOWEST MEAN DISCHARGE, IN CFS, AND RANKING, FOR THE FOLLOWING NUMBER OF CONSECUTIVE DAYS IN YEAR ENDING MARCH 31

| YEAR | 1 | 3 | 7 | 14 | 30 | 60 | 90 | 120 | 183 | ANNUAL |
|---|---|---|---|---|---|---|---|---|---|---|
| 1946 | 55.00 28 | 57.00 27 | 59.70 27 | 65.50 27 | 66.10 23 | 92.40 30 | 123.00 34 | 192.00 37 | 201.00 34 | 444.00 29 |
| 1947 | 34.00 11 | 35.30 12 | 35.70 12 | 36.40 9 | 38.20 8 | 44.00 8 | 51.80 9 | 58.70 9 | 98.10 15 | 239.00 9 |
| 1948 | 65.00 33 | 67.30 33 | 70.90 33 | 78.90 34 | 99.40 36 | 108.00 34 | 118.00 33 | 120.00 31 | 162.00 31 | 477.00 34 |
| 1949 | 53.00 25 | 55.00 25 | 55.60 23 | 61.30 24 | 67.40 24 | 78.00 24 | 85.80 23 | 119.00 30 | 184.00 32 | 596.00 37 |
| 1950 | 63.00 31 | 65.00 32 | 68.10 32 | 71.60 32 | 76.90 30 | 96.40 33 | 100.00 26 | 106.00 25 | 137.00 28 | 602.00 38 |
| 1951 | 94.00 39 | 96.30 39 | 102.00 39 | 111.00 39 | 136.00 41 | 177.00 40 | 249.00 41 | 238.00 40 | 343.00 40 | 593.00 36 |
| 1952 | 52.00 23 | 54.70 23 | 58.30 25 | 60.80 23 | 61.90 20 | 65.00 18 | 68.40 16 | 79.20 17 | 131.00 25 | 465.00 33 |
| 1953 | 52.00 24 | 54.70 24 | 58.90 26 | 64.90 26 | 79.50 31 | 89.90 28 | 106.00 30 | 115.00 28 | 126.00 23 | 301.00 17 |
| 1954 | 46.00 19 | 46.70 20 | 47.10 19 | 48.70 16 | 48.80 14 | 51.40 12 | 55.60 12 | 62.00 13 | 76.20 9 | 202.00 5 |
| 1955 | 32.00 10 | 32.00 10 | 35.40 10 | 37.70 11 | 39.50 10 | 55.30 14 | 58.80 13 | 72.30 16 | 108.00 20 | 282.00 14 |
| 1956 | 39.00 15 | 39.00 15 | 41.60 13 | 42.10 13 | 54.50 16 | 73.40 21 | 105.00 29 | 139.00 32 | 197.00 33 | 367.00 24 |
| 1957 | 46.00 20 | 46.00 18 | 46.00 16 | 46.10 14 | 47.30 13 | 49.20 11 | 54.20 11 | 61.90 11 | 82.60 11 | 250.00 10 |
| 1958 | 92.00 38 | 95.00 38 | 97.00 38 | 98.80 38 | 119.00 38 | 133.00 38 | 143.00 36 | 163.00 35 | 344.00 41 | 612.00 40 |
| 1959 | 111.00 41 | 111.00 41 | 114.00 41 | 118.00 41 | 120.00 39 | 131.00 37 | 154.00 38 | 179.00 36 | 251.00 36 | 633.00 41 |
| 1960 | 54.00 26 | 56.00 26 | 58.10 24 | 59.30 22 | 63.70 21 | 73.50 22 | 83.40 22 | 100.00 23 | 142.00 29 | 386.00 25 |
| 1961 | 37.00 13 | 37.00 13 | 43.60 15 | 52.80 19 | 55.70 17 | 57.70 15 | 62.00 14 | 62.00 12 | 67.20 7 | 235.00 8 |
| 1962 | 65.00 34 | 70.70 35 | 75.30 35 | 86.10 35 | 91.40 34 | 122.00 36 | 130.00 35 | 140.00 33 | 162.00 30 | 448.00 30 |
| 1963 | 69.00 35 | 70.00 34 | 72.90 34 | 75.70 33 | 86.80 32 | 91.60 29 | 100.00 27 | 103.00 24 | 103.00 18 | 291.00 15 |
| 1964 | 35.00 12 | 35.00 11 | 35.60 11 | 39.60 12 | 41.40 11 | 48.20 9 | 52.00 10 | 53.10 7 | 61.40 6 | 185.00 3 |
| 1965 | 51.00 21 | 51.00 21 | 51.00 20 | 51.40 17 | 60.30 19 | 66.30 19 | 68.90 17 | 72.20 15 | 81.30 10 | 364.00 22 |
| 1966 | 54.00 27 | 59.30 28 | 60.00 28 | 64.10 25 | 65.70 22 | 67.50 20 | 73.80 19 | 93.00 20 | 101.00 16 | 217.00 6 |
| 1967 | 29.00 8 | 30.30 9 | 34.90 9 | 37.00 10 | 43.10 12 | 48.90 10 | 51.40 8 | 54.20 8 | 69.80 8 | 309.00 18 |
| 1968 | 40.00 16 | 46.30 19 | 51.30 21 | 56.30 21 | 58.20 18 | 60.10 16 | 63.00 15 | 69.40 14 | 91.80 14 | 359.00 21 |
| 1969 | 61.00 29 | 63.00 30 | 63.60 30 | 65.70 28 | 74.90 29 | 81.10 26 | 109.00 31 | 160.00 34 | 227.00 35 | 454.00 31 |
| 1970 | 95.00 40 | 100.00 40 | 106.00 40 | 114.00 40 | 125.00 40 | 204.00 41 | 227.00 40 | 273.00 41 | 287.00 38 | 434.00 28 |
| 1971 | 40.00 17 | 40.30 16 | 43.00 14 | 52.10 18 | 90.50 33 | 93.90 32 | 95.70 25 | 99.40 21 | 109.00 21 | 321.00 19 |
| 1972 | 39.00 14 | 39.00 14 | 46.40 18 | 54.60 20 | 73.00 26 | 93.40 31 | 110.00 32 | 113.00 27 | 124.00 22 | 267.00 12 |
| 1973 | 78.00 36 | 81.30 36 | 88.60 36 | 92.60 36 | 97.60 35 | 120.00 35 | 152.00 37 | 194.00 38 | 293.00 39 | 607.00 39 |

HIGHEST MEAN DISCHARGE, IN CFS, AND RANKING, FOR THE FOLLOWING NUMBER OF CONSECUTIVE DAYS IN YEAR ENDING SEPTEMBER 30

| YEAR | 1 | 3 | 7 | 15 | 30 | 60 | 90 | 120 | 183 | ANNUAL |
|---|---|---|---|---|---|---|---|---|---|---|
| 1926 | 8100.0 14 | 6480.0 10 | 5570.0 4 | 3700.0 4 | 2590.0 2 | 1630.0 4 | 1120.0 9 | 886.0 14 | 750.0 10 | 623.0 2 |
| 1933 | 14000.0 3 | 9920.0 2 | 6390.0 2 | 3480.0 6 | 2140.0 8 | 1670.0 2 | 1260.0 3 | 1050.0 5 | 931.0 2 | 552.0 6 |
| 1934 | 1860.0 39 | 1550.0 39 | 1120.0 39 | 642.0 39 | 487.0 40 | 345.0 40 | 262.0 41 | 238.0 41 | 210.0 41 | 143.0 40 |
| 1935 | 4200.0 30 | 3220.0 28 | 2450.0 24 | 1440.0 30 | 825.0 36 | 524.0 38 | 452.0 38 | 380.0 38 | 285.0 38 | 169.0 38 |
| 1936 | 4300.0 29 | 4010.0 24 | 2330.0 27 | 1310.0 35 | 845.0 34 | 688.0 33 | 604.0 35 | 486.0 36 | 364.0 36 | 209.0 36 |
| 1937 | 14900.0 2 | 9620.0 3 | 5390.0 5 | 3970.0 1 | 2530.0 3 | 1610.0 5 | 1250.0 4 | 1100.0 3 | 854.0 7 | 551.0 7 |
| 1938 | 7120.0 15 | 6110.0 13 | 3520.0 12 | 2840.0 8 | 2170.0 7 | 1590.0 6 | 1180.0 6 | 1060.0 4 | 859.0 6 | 572.0 4 |
| 1939 | 9640.0 10 | 6340.0 11 | 3870.0 9 | 2250.0 13 | 1280.0 20 | 1070.0 16 | 980.0 14 | 793.0 17 | 575.0 23 | 337.0 25 |
| 1940 | 5240.0 21 | 4710.0 18 | 3200.0 16 | 1750.0 22 | 1020.0 31 | 637.0 35 | 524.0 37 | 457.0 37 | 336.0 37 | 189.0 37 |
| 1941 | 922.0 42 | 805.0 42 | 550.0 42 | 448.0 42 | 274.0 42 | 176.0 42 | 137.0 42 | 124.0 42 | 114.0 42 | 80.5 42 |
| 1942 | 4810.0 24 | 2950.0 32 | 1890.0 34 | 1630.0 25 | 1050.0 27 | 884.0 23 | 775.0 22 | 631.0 26 | 474.0 31 | 282.0 32 |
| 1943 | 11400.0 6 | 7850.0 7 | 4700.0 7 | 2990.0 7 | 1790.0 10 | 1010.0 18 | 952.0 17 | 802.0 16 | 660.0 16 | 430.0 16 |
| 1944 | 10300.0 8 | 6660.0 9 | 3850.0 10 | 2320.0 11 | 1550.0 14 | 1210.0 13 | 956.0 16 | 782.0 18 | 539.0 26 | 305.0 30 |
| 1945 | 5800.0 19 | 4980.0 16 | 3150.0 17 | 1780.0 21 | 1060.0 26 | 827.0 26 | 740.0 25 | 753.0 19 | 573.0 24 | 323.0 27 |
| 1946 | 3160.0 36 | 2240.0 38 | 1740.0 36 | 1150.0 38 | 799.0 38 | 617.0 36 | 640.0 33 | 550.0 34 | 502.0 27 | 340.0 24 |
| 1947 | 3880.0 33 | 2720.0 35 | 1840.0 35 | 1420.0 31 | 1090.0 25 | 964.0 21 | 809.0 21 | 672.0 24 | 593.0 20 | 364.0 22 |
| 1948 | 6570.0 17 | 4710.0 19 | 3400.0 14 | 2580.0 9 | 2380.0 4 | 1460.0 8 | 1140.0 8 | 998.0 7 | 755.0 9 | 444.0 11 |
| 1949 | 8330.0 13 | 5320.0 15 | 2900.0 20 | 2300.0 12 | 1950.0 9 | 1400.0 10 | 1170.0 7 | 1040.0 6 | 835.0 8 | 509.0 9 |
| 1950 | 11800.0 4 | 9150.0 4 | 5030.0 6 | 3760.0 3 | 2840.0 1 | 2310.0 1 | 1840.0 1 | 1540.0 1 | 1180.0 1 | 704.0 1 |
| 1951 | 9120.0 11 | 6090.0 14 | 3240.0 15 | 2240.0 14 | 1370.0 17 | 1170.0 14 | 1060.0 12 | 968.0 8 | 906.0 3 | 540.0 8 |
| 1952 | 5710.0 20 | 4250.0 21 | 2300.0 28 | 1860.0 19 | 1340.0 18 | 1050.0 17 | 970.0 15 | 906.0 13 | 740.0 12 | 434.0 13 |
| 1953 | 4400.0 28 | 2980.0 30 | 1970.0 32 | 1410.0 33 | 830.0 35 | 576.0 37 | 630.0 34 | 558.0 33 | 480.0 30 | 304.0 31 |
| 1954 | 1490.0 41 | 1250.0 40 | 795.0 41 | 612.0 40 | 528.0 39 | 374.0 39 | 316.0 39 | 277.0 39 | 219.0 40 | 141.0 41 |
| 1955 | 3530.0 35 | 2760.0 34 | 1720.0 37 | 1200.0 36 | 821.0 37 | 669.0 34 | 641.0 32 | 600.0 30 | 471.0 32 | 309.0 29 |
| 1956 | 6760.0 16 | 4860.0 17 | 2620.0 23 | 1520.0 28 | 1040.0 28 | 867.0 25 | 717.0 26 | 668.0 25 | 583.0 22 | 418.0 17 |
| 1957 | 8870.0 12 | 6310.0 12 | 3480.0 13 | 2210.0 15 | 1660.0 13 | 1420.0 9 | 1410.0 2 | 1170.0 2 | 897.0 4 | 506.0 10 |
| 1958 | 11700.0 5 | 9040.0 5 | 7050.0 1 | 3950.0 2 | 2290.0 5 | 1480.0 7 | 1100.0 10 | 959.0 9 | 749.0 11 | 557.0 5 |
| 1959 | 10700.0 7 | 6880.0 8 | 3630.0 11 | 2090.0 17 | 1780.0 11 | 1260.0 12 | 988.0 13 | 941.0 10 | 731.0 13 | 433.0 14 |
| 1960 | 3910.0 32 | 2960.0 31 | 2370.0 26 | 1420.0 32 | 1150.0 23 | 777.0 30 | 676.0 31 | 617.0 28 | 489.0 29 | 315.0 28 |
| 1961 | 5010.0 22 | 3820.0 25 | 2990.0 19 | 2210.0 16 | 1540.0 15 | 1330.0 11 | 1090.0 11 | 908.0 12 | 663.0 15 | 377.0 21 |
| 1962 | 6450.0 18 | 4080.0 23 | 2230.0 29 | 1610.0 26 | 1020.0 29 | 868.0 24 | 761.0 23 | 630.0 27 | 499.0 28 | 333.0 26 |
| 1963 | 10100.0 9 | 7910.0 6 | 4450.0 8 | 2540.0 10 | 1680.0 12 | 980.0 20 | 711.0 27 | 565.0 32 | 404.0 35 | 250.0 35 |
| 1964 | 15100.0 1 | 11200.0 1 | 6150.0 3 | 3540.0 5 | 2210.0 6 | 1650.0 3 | 1190.0 5 | 927.0 11 | 648.0 18 | 354.0 23 |
| 1965 | 3100.0 37 | 2300.0 37 | 1580.0 38 | 1150.0 37 | 940.0 32 | 773.0 31 | 696.0 29 | 577.0 31 | 423.0 33 | 254.0 34 |
| 1966 | 1510.0 40 | 1120.0 41 | 803.0 40 | 564.0 41 | 467.0 41 | 309.0 41 | 279.0 40 | 275.0 40 | 235.0 39 | 159.0 39 |
| 1967 | 4850.0 23 | 4310.0 20 | 3010.0 18 | 1700.0 23 | 1160.0 21 | 916.0 22 | 827.0 20 | 732.0 20 | 672.0 14 | 382.0 20 |
| 1968 | 4750.0 25 | 3700.0 26 | 2800.0 22 | 1680.0 24 | 1020.0 30 | 767.0 32 | 682.0 30 | 673.0 23 | 649.0 17 | 436.0 12 |
| 1969 | 4500.0 26 | 4120.0 22 | 2810.0 21 | 1890.0 18 | 1470.0 16 | 990.0 19 | 757.0 24 | 721.0 22 | 616.0 19 | 432.0 15 |
| 1970 | 4400.0 27 | 3270.0 27 | 2080.0 30 | 1310.0 34 | 932.0 33 | 822.0 27 | 843.0 19 | 724.0 21 | 587.0 21 | 386.0 18 |
| 1971 | 3820.0 34 | 2790.0 33 | 2430.0 25 | 1570.0 27 | 1160.0 22 | 792.0 29 | 576.0 36 | 545.0 35 | 413.0 34 | 261.0 33 |
| 1972 | 2810.0 38 | 2490.0 36 | 1920.0 33 | 1480.0 29 | 1120.0 24 | 801.0 28 | 698.0 28 | 603.0 29 | 572.0 25 | 386.0 19 |
| 1973 | 3980.0 31 | 3180.0 29 | 2040.0 31 | 1830.0 20 | 1330.0 19 | 1100.0 15 | 942.0 18 | 824.0 15 | 886.0 5 | 609.0 3 |

STATISTICS ON NORMAL MONTHLY MEANS(ALL DAYS)

| OCT | NOV | DEC | JAN | FEB | MARCH | APRIL | MAY | JUNE | JULY | AUG | SEPT |
|---|---|---|---|---|---|---|---|---|---|---|---|
| BY ROWS(MEAN,VARIANCE,STANDARD DEVIATION, SKEWNESS, COEFF. OF VARIATION,PERCENTAGE OF AVERAGE FLOW) | | | | | | | | | | | |
| 0.1217E+03 | 0.2334E+03 | 0.3168E+03 | 0.5018E+03 | 0.5295E+03 | 0.6587E+03 | 0.7179E+03 | 0.4639E+03 | 0.3663E+03 | 0.1851E+03 | 0.1519E+03 | 0.1714E+03 |
| 0.8837E+04 | 0.9194E+05 | 0.9028E+05 | 0.3510E+06 | 0.1490E+06 | 0.1431E+06 | 0.2129E+06 | 0.1407E+06 | 0.1638E+06 | 0.1469E+05 | 0.2038E+05 | 0.1488E+06 |
| 0.9400E+02 | 0.3032E+03 | 0.3005E+03 | 0.5925E+03 | 0.3860E+03 | 0.3763E+03 | 0.4614E+03 | 0.3751E+03 | 0.4048E+03 | 0.1212E+03 | 0.1427E+03 | 0.3857E+03 |
| 0.1386E+01 | 0.2676E+01 | 0.1158E+01 | 0.2371E+01 | 0.1243E+01 | 0.3894E+00 | 0.9189E+00 | 0.2410E+01 | 0.3195E+01 | 0.1043E+01 | 0.1957E+01 | 0.6126E+01 |
| 0.7723E+00 | 0.1299E+01 | 0.9486E+00 | 0.1181E+01 | 0.7290E+00 | 0.5744E+00 | 0.6427E+00 | 0.8086E+00 | 0.1105E+01 | 0.6550E+00 | 0.9395E+00 | 0.2251E+01 |
| 0.2755E+01 | 0.5283E+01 | 0.7169E+01 | 0.1136E+02 | 0.1198E+02 | 0.1491E+02 | 0.1625E+02 | 0.1050E+02 | 0.8290E+01 | 0.4189E+01 | 0.3439E+01 | 0.3878E+01 |

STATISTICS ON NORMAL ANNUAL MEANS(ALL DAYS)

| MEAN | VARIANCE | STANDARD DEVIATION | SKEWNESS | COEFF. OF VARIATION | SERIAL CORR |
|---|---|---|---|---|---|
| 0.3687E+03 | 0.2182E+05 | 0.1477E+03 | 0.1318E+00 | 0.4006E+00 | 0.2837E+00 |

STATISTICS ON LOG MONTHLY MEANS(ALL DAYS)

| OCT | NOV | DEC | JAN | FEB | MARCH | APRIL | MAY | JUNE | JULY | AUG | SEPT |
|---|---|---|---|---|---|---|---|---|---|---|---|
| BY ROWS(MEAN,VARIANCE,STANDARD DEVIATION, SKEWNESS, COEFF. OF VARIATION,PERCENTAGE OF AVERAGE FLOW) | | | | | | | | | | | |
| 0.1948E+01 | 0.2130E+01 | 0.2274E+01 | 0.2426E+01 | 0.2554E+01 | 0.2685E+01 | 0.2756E+01 | 0.2558E+01 | 0.2424E+01 | 0.2176E+01 | 0.2041E+01 | 0.1989E+01 |
| 0.1756E+00 | 0.2481E+00 | 0.2893E+00 | 0.3446E+00 | 0.2812E+00 | 0.2581E+00 | 0.1012E+00 | 0.9917E-01 | 0.1001E+00 | 0.8461E-01 | 0.1157E+00 | 0.1405E+00 |
| 0.4191E+00 | 0.4981E+00 | 0.5379E+00 | 0.5870E+00 | 0.5303E+00 | 0.5081E+00 | 0.3181E+00 | 0.3149E+00 | 0.3164E+00 | 0.2909E+00 | 0.3401E+00 | 0.3748E+00 |
| -0.2200E+01 | -0.1347E+01 | -0.1629E+01 | -0.1519E+01 | -0.2805E+01 | -0.3708E+01 | -0.4575E+00 | -0.3115E+00 | 0.9908E+00 | -0.5963E-01 | 0.4301E+00 | 0.1144E+01 |
| 0.2151E+00 | 0.2339E+00 | 0.2365E+00 | 0.2420E+00 | 0.2076E+00 | 0.1892E+00 | 0.1154E+00 | 0.1231E+00 | 0.1305E+00 | 0.1337E+00 | 0.1666E+00 | 0.1884E+00 |
| 0.6968E+01 | 0.7617E+01 | 0.8134E+01 | 0.8675E+01 | 0.9134E+01 | 0.9603E+01 | 0.9856E+01 | 0.9149E+01 | 0.8669E+01 | 0.7782E+01 | 0.7300E+01 | 0.7113E+01 |

STATISTICS ON LOG ANNUAL MEANS(ALL DAYS)

| MEAN | VARIANCE | STANDARD DEVIATION | SKEWNESS | COEFF. OF VARIATION | SERIAL CORR |
|---|---|---|---|---|---|
| 0.2525E+01 | 0.4232E-01 | 0.2057E+00 | -0.9342E+00 | 0.8147E-01 | 0.2550E+00 |

ANNUAL PEAKS

| | | | | | |
|---|---|---|---|---|---|
| 1904 | 20500 | 1932 | 4450 | 1954 | 1820 |
| 1911 | 3720 | 1933 | 14500 | 1955 | 4100 |
| 1912 | 10000 | 1934 | 1980 | 1956 | 7210 |
| 1913 | 28000 | 1935 | 4350 | 1957 | 9590 |
| 1914 | 4750 | 1936 | 5800 | 1958 | 14000 |
| 1915 | 4300 | 1937 | 17100 | 1959 | 13300 |
| 1916 | 14500 | 1938 | 8130 | 1960 | 4060 |
| 1917 | 6100 | 1939 | 10200 | 1961 | 5330 |
| 1918 | 2100 | 1940 | 5560 | 1962 | 7110 |
| 1919 | 10000 | 1941 | 1120 | 1963 | 15100 |
| 1920 | 7640 | 1942 | 5900 | 1964 | 18700 |
| 1921 | 10200 | 1943 | 15300 | 1965 | 3230 |
| 1922 | 14400 | 1944 | 12000 | 1966 | 1750 |
| 1923 | 5650 | 1945 | 6260 | 1967 | 5490 |
| 1924 | 10700 | 1946 | 3300 | 1968 | 5820 |
| 1925 | 3720 | 1947 | 4100 | 1969 | 4540 |
| 1926 | 8100 | 1948 | 7470 | 1970 | 4570 |
| 1927 | 11700 | 1949 | 9420 | 1971 | 4300 |
| 1928 | 5650 | 1950 | 13900 | 1972 | 3370 |
| 1929 | 8280 | 1951 | 10500 | 1973 | 4300 |
| 1930 | 10000 | 1952 | 6330 | | |
| 1931 | 870 | 1953 | 4900 | | |

## 03348020 Killbuck Creek near Gaston, Ind.

LOCATION.--Lat 40°15'45", long 85°30'53", in SE¼SW¼ sec.16, T.21 N., R.9 E., Delaware County, on right bank 30 ft (9 m) upstream from bridge on County Road 500 North, and 15 ft (5 m) east of County Road 675 West, 3.6 miles (5.8 km) southwest of Gaston.

DRAINAGE AREA.--25.5 mi² (66.0 km²).

### DURATION TABLE OF DAILY DISCHARGE FOR YEAR ENDING SEPTEMBER 30

| CLASS | 0 | 1 | 2 | 3 | 4 | 5 | 6 | 7 | 8 | 9 | 10 | 11 | 12 | 13 | 14 | 15 | 16 | 17 | 18 | 19 | 20 | 21 | 22 | 23 | 24 | 25 | 26 | 27 | 28 | 29 | 30 | 31 | 32 | 33 | 34 | CFS-DAYS |
|---|---|---|---|---|---|---|---|---|---|---|---|---|---|---|---|---|---|---|---|---|---|---|---|---|---|---|---|---|---|---|---|---|---|---|---|---|
| YEAR | NUMBER OF DAYS IN CLASS | | | | | | | | | | | | | | | | | | | | | | | | | | | | | | | | | | | |
| 1968 | | | 2 | 7 | 8 | 10 | 15 | 10 | 11 | 4 | 7 | 7 | 6 | 6 | 4 | 5 | 4 | 5 | 1 | 1 | | 3 | | 1 | | 1 | | | 1 | 1 | | 1 | 1 | | | 2696.4 |
| 1969 | | 13 | 47 | 10 | 8 | 25 | 20 | 19 | 24 | 10 | 30 | 14 | 20 | 23 | 11 | 17 | 9 | 11 | 4 | 7 | 10 | 7 | 3 | 6 | 3 | 1 | 1 | 4 | | 1 | 2 | 2 | 1 | 2 | | 8952.9 |
| 1970 | | 8 | 13 | 9 | 7 | 15 | 28 | 28 | 17 | 34 | 36 | 21 | 17 | 28 | 17 | 17 | 12 | 14 | 6 | 6 | 5 | 5 | 6 | 4 | 3 | 2 | | 1 | 2 | 2 | 2 | | | | | 7988.8 |
| 1971 | | 2 | 55 | 35 | 49 | 26 | 23 | 12 | 10 | 12 | 16 | 15 | 14 | 15 | 9 | 10 | 7 | 7 | 7 | 8 | 8 | 4 | 4 | 6 | 1 | 1 | 2 | 1 | 1 | 1 | 2 | 1 | 1 | | | 5993.6 |
| 1972 | | 4 | 30 | 16 | 5 | 5 | 8 | 36 | 17 | 24 | 13 | 23 | 23 | 16 | 21 | 16 | 22 | 16 | 11 | 10 | 7 | 9 | 6 | 4 | 4 | 4 | 5 | | 3 | 2 | 2 | | 1 | 3 | | 9298.5 |
| 1973 | | | | | 4 | 13 | 11 | 15 | 16 | 13 | 17 | 12 | 14 | 27 | 26 | 21 | 30 | 30 | 22 | 18 | 12 | 14 | 9 | 10 | 7 | 7 | 3 | 1 | 3 | 2 | 3 | 1 | 4 | | | 14023.8 |

| CLASS | CFS | TOTAL | ACCUM | PERCT | CLASS | CFS | TOTAL | ACCUM | PERCT | CLASS | CFS | TOTAL | ACCUM | PERCT | CLASS | CFS | TOTAL | ACCUM | PERCT |
|---|---|---|---|---|---|---|---|---|---|---|---|---|---|---|---|---|---|---|---|
| 0 | 0.00 | 0 | 1948 | 100.0 | 9 | 8.20 | 104 | 1270 | 65.2 | 18 | 31.0 | 78 | 404 | 20.7 | 27 | 120 | 5 | 59 | 3.0 |
| 1 | 2.50 | 6 | 1948 | 100.0 | 10 | 9.50 | 90 | 1166 | 59.9 | 19 | 36.0 | 51 | 326 | 16.7 | 28 | 140 | 10 | 54 | 2.7 |
| 2 | 2.90 | 106 | 1942 | 99.7 | 11 | 11.00 | 128 | 1076 | 55.2 | 20 | 42.0 | 47 | 275 | 14.1 | 29 | 160 | 9 | 44 | 2.2 |
| 3 | 3.40 | 113 | 1836 | 94.3 | 12 | 13.00 | 91 | 948 | 48.7 | 21 | 49.0 | 40 | 228 | 11.7 | 30 | 180 | 10 | 35 | 1.7 |
| 4 | 3.90 | 80 | 1723 | 88.4 | 13 | 15.00 | 88 | 857 | 44.0 | 22 | 56.0 | 39 | 188 | 9.7 | 31 | 210 | 8 | 25 | 1.2 |
| 5 | 4.50 | 58 | 1643 | 84.3 | 14 | 17.00 | 114 | 769 | 39.5 | 23 | 65.0 | 28 | 149 | 7.6 | 32 | 250 | 6 | 17 | .8 |
| 6 | 5.20 | 94 | 1585 | 81.4 | 15 | 20.00 | 84 | 655 | 33.6 | 24 | 76.0 | 26 | 121 | 6.2 | 33 | 290 | 9 | 11 | .5 |
| 7 | 6.10 | 122 | 1491 | 76.5 | 16 | 23.00 | 89 | 571 | 29.3 | 25 | 88.0 | 18 | 95 | 4.9 | 34 | 330 | 2 | 2 | .1 |
| 8 | 7.10 | 99 | 1369 | 70.3 | 17 | 27.00 | 78 | 482 | 24.7 | 26 | 100.0 | 18 | 77 | 4.0 | | | | | |

### LOWEST MEAN DISCHARGE, IN CFS, AND RANKING, FOR THE FOLLOWING NUMBER OF CONSECUTIVE DAYS IN YEAR ENDING MARCH 31

| YEAR | 1 | | 3 | | 7 | | 14 | | 30 | | 60 | | 90 | | 120 | | 183 | | ANNUAL | |
|---|---|---|---|---|---|---|---|---|---|---|---|---|---|---|---|---|---|---|---|---|
| 1970 | 3.30 | 3 | 3.30 | 3 | 3.50 | 3 | 3.80 | 3 | 4.10 | 3 | 7.20 | 3 | 9.80 | 4 | 10.50 | 4 | 13.90 | 3 | 22.10 | 3 |
| 1971 | 2.80 | 2 | 2.90 | 2 | 3.00 | 2 | 3.20 | 2 | 3.30 | 2 | 3.60 | 2 | 3.80 | 2 | 4.20 | 2 | 6.00 | 2 | 20.10 | 2 |
| 1972 | 2.50 | 1 | 2.60 | 1 | 2.80 | 1 | 3.10 | 1 | 3.10 | 1 | 3.30 | 1 | 3.40 | 1 | 3.70 | 1 | 4.60 | 1 | 15.30 | 1 |
| 1973 | 5.90 | 4 | 5.90 | 4 | 6.00 | 4 | 6.10 | 4 | 6.30 | 4 | 7.40 | 4 | 8.70 | 3 | 10.30 | 3 | 17.50 | 4 | 40.40 | 4 |

### HIGHEST MEAN DISCHARGE, IN CFS, AND RANKING, FOR THE FOLLOWING NUMBER OF CONSECUTIVE DAYS IN YEAR ENDING SEPTEMBER 30

| YEAR | 1 | | 3 | | 7 | | 15 | | 30 | | 60 | | 90 | | 120 | | 183 | | ANNUAL | |
|---|---|---|---|---|---|---|---|---|---|---|---|---|---|---|---|---|---|---|---|---|
| 1969 | 355.0 | 1 | 271.0 | 2 | 176.0 | 2 | 146.0 | 1 | 99.3 | 1 | 71.4 | 2 | 53.1 | 3 | 51.2 | 2 | 39.7 | 3 | 24.5 | 3 |
| 1970 | 250.0 | 5 | 180.0 | 5 | 114.0 | 5 | 73.5 | 5 | 48.1 | 5 | 36.8 | 5 | 38.5 | 5 | 33.6 | 5 | 30.8 | 4 | 21.9 | 4 |
| 1971 | 280.0 | 4 | 210.0 | 4 | 172.0 | 3 | 114.0 | 4 | 79.2 | 4 | 55.5 | 4 | 41.1 | 4 | 38.3 | 4 | 28.6 | 5 | 16.4 | 5 |
| 1972 | 323.0 | 2 | 317.0 | 1 | 212.0 | 1 | 136.0 | 2 | 99.0 | 2 | 64.9 | 3 | 53.2 | 2 | 43.6 | 3 | 39.9 | 2 | 25.4 | 2 |
| 1973 | 313.0 | 3 | 255.0 | 3 | 144.0 | 4 | 135.0 | 3 | 90.9 | 3 | 73.4 | 1 | 58.8 | 1 | 51.5 | 1 | 55.6 | 1 | 38.4 | 1 |

### STATISTICS CN NCRMAL MCNTHLY MEANS(ALL DAYS)

| OCT | NOV | DEC | JAN | FEB | MARCH | APRIL | MAY | JUNE | JULY | AUG | SEPT |
|---|---|---|---|---|---|---|---|---|---|---|---|
| BY FCWS(MEAN,VARIANCE,STANDARD DEVIATION, SKEWNESS, COEFF. OF VARIATION,PERCENTAGE OF AVERAGE FLOW) | | | | | | | | | | | |
| 0.9857E+01 | 0.2960E+02 | 0.3154E+02 | 0.3355E+02 | 0.3703E+02 | 0.3783E+02 | 0.5084E+02 | 0.2307E+02 | 0.2162E+02 | 0.8705E+01 | 0.1048E+02 | 0.1147E+02 |
| 0.7089E+02 | 0.1399E+04 | 0.3564E+03 | 0.6364E+03 | 0.5764E+03 | 0.5370E+03 | 0.9268E+03 | 0.3824E+02 | 0.2577E+03 | 0.1295E+02 | 0.3752E+02 | 0.1200E+03 |
| 0.8420E+01 | 0.3740E+02 | 0.1888E+02 | 0.2523E+02 | 0.2401E+02 | 0.2317E+02 | 0.3044E+02 | 0.6184E+01 | 0.1605E+02 | 0.3599E+01 | 0.6125E+01 | 0.1096E+02 |
| 0.6877E+00 | 0.1474E+01 | -0.1161E+00 | 0.1582E+01 | 0.1057E+01 | 0.1629E+01 | 0.6329E+00 | 0.1100E+00 | 0.2089E+01 | 0.6032E+00 | 0.2032E+00 | 0.1447E+01 |
| 0.6507E+00 | 0.1264E+01 | 0.5987E+00 | 0.7519E+00 | 0.6484E+00 | 0.6126E+00 | 0.5988E+00 | 0.2680E+00 | 0.7425E+00 | 0.4135E+00 | 0.5847E+00 | 0.9551E+00 |
| 0.3239E+01 | 0.9685E+01 | 0.1032E+02 | 0.1098E+02 | 0.1212E+02 | 0.1238E+02 | 0.1663E+02 | 0.7549E+01 | 0.7075E+01 | 0.2848E+01 | 0.3428E+01 | 0.3753E+01 |

STATISTICS ON NORMAL ANNUAL MEANS(ALL DAYS)

| MEAN | VARIANCE | STANDARD DEVIATION | SKEWNESS | COEFF. OF VARIATION | SERIAL CORR |
|---|---|---|---|---|---|
| 0.2533E+02 | 0.6581E+02 | 0.8113E+01 | 0.1165E+01 | 0.3202E+00 | 0.3207E+00 |

STATISTICS ON LOG MONTHLY MEANS(ALL DAYS)

| OCT | NOV | DEC | JAN | FEB | MARCH | APRIL | MAY | JUNE | JULY | AUG | SEPT |
|---|---|---|---|---|---|---|---|---|---|---|---|
| BY ROWS(MEAN,VARIANCE,STANDARD DEVIATION, SKEWNESS, COEFF. OF VARIATION,PERCENTAGE OF AVERAGE FLOW) | | | | | | | | | | | |
| 0.8577E+00 | 0.1136E+01 | 0.1412E+01 | 0.1429E+01 | 0.1486E+01 | 0.1521E+01 | 0.1624E+01 | 0.1350E+01 | 0.1264E+01 | 0.9088E+00 | 0.9455E+00 | 0.9083E+00 |
| 0.1502E+00 | 0.3897E+00 | 0.1131E+00 | 0.1103E+00 | 0.1001E+00 | 0.5815E-01 | 0.1089E+00 | 0.1409E-01 | 0.6597E-01 | 0.3478E-01 | 0.9262E-01 | 0.1581E+00 |
| 0.3876E+00 | 0.6243E+00 | 0.3363E+00 | 0.3321E+00 | 0.3164E+00 | 0.2411E+00 | 0.3300E+00 | 0.1187E+00 | 0.2568E+00 | 0.1865E+00 | 0.3043E+00 | 0.3976E+00 |
| 0.5503E+00 | 0.5058E+00 | -0.8914E+00 | -0.2103E+00 | -0.6733E+00 | 0.7123E+00 | -0.1247E+01 | -0.6888E-01 | 0.1642E+01 | -0.2795E+00 | -0.7378E+00 | 0.7256E+00 |
| 0.4519E+00 | 0.5495E+00 | 0.2383E+00 | 0.2324E+00 | 0.2129E+00 | 0.1585E+00 | 0.2032E+00 | 0.8790E-01 | 0.2032E+00 | 0.2052E+00 | 0.3219E+00 | 0.4377E+00 |
| 0.5778E+01 | 0.7654E+01 | 0.9511E+01 | 0.9629E+01 | 0.1001E+02 | 0.1025E+02 | 0.1094E+02 | 0.9097E+01 | 0.8514E+01 | 0.6123E+01 | 0.6370E+01 | 0.6120E+01 |

STATISTICS ON LOG ANNUAL MEANS(ALL DAYS)

| MEAN | VARIANCE | STANDARD DEVIATION | SKEWNESS | COEFF. OF VARIATION | SERIAL CORR |
|---|---|---|---|---|---|
| 0.1387E+01 | 0.1775E-01 | 0.1332E+00 | 0.4532E+00 | 0.9606E-01 | 0.2074E+00 |

ANNUAL PEAKS

| | |
|---|---|
| 1969 | 378 |
| 1970 | 259 |
| 1971 | 281 |
| 1972 | 354 |
| 1973 | 334 |

## 03348100 Killbuck Creek near Anderson, Ind.

LOCATION.--Lat 40°08'18", long 85°39'44", in SW¼ sec.31, T.20 N., R.8 E., downstream side of State Highway 109 bridge, 900 ft (274 m) downstream from Little Killbuck Creek, 2.1 miles (3.4 km) from mouth, and 2.3 miles (3.7 km) northeast of county courthouse at Anderson.

DRAINAGE AREA.--97.8 mi² (253.3 km²).

DURATION TABLE OF DAILY DISCHARGE FOR YEAR ENDING SEPTEMBER 30

| CLASS | 0 | 1 | 2 | 3 | 4 | 5 | 6 | 7 | 8 | 9 | 10 | 11 | 12 | 13 | 14 | 15 | 16 | 17 | 18 | 19 | 20 | 21 | 22 | 23 | 24 | 25 | 26 | 27 | 28 | 29 | 30 | 31 | 32 | 33 | 34 | CFS_DAYS |
|---|---|---|---|---|---|---|---|---|---|---|---|---|---|---|---|---|---|---|---|---|---|---|---|---|---|---|---|---|---|---|---|---|---|---|---|---|
| YEAR | NUMBER OF DAYS IN CLASS | | | | | | | | | | | | | | | | | | | | | | | | | | | | | | | | | | | |
| 1965 | | | 2 | 4 | 25 | 83 | 44 | 30 | 16 | 15 | 14 | 20 | 13 | 12 | 16 | 14 | 8 | 9 | 8 | 6 | 3 | 5 | 5 | 6 | 2 | 2 | 1 | 1 | 1 | | | | | | | 22244.3 |
| 1966 | | | | | 20 | 39 | 11 | 16 | 57 | 47 | 49 | 28 | 41 | 16 | 15 | 8 | 5 | 2 | 2 | 3 | | 1 | 2 | 3 | | | | | | | | | | | | 14555.0 |
| 1967 | | 1 | 5 | 1 | 27 | 16 | 38 | 21 | 15 | 38 | 21 | 18 | 18 | 24 | 21 | 13 | 14 | 15 | 8 | 10 | 7 | 5 | 7 | 8 | 2 | 6 | 1 | 2 | | 1 | 1 | | 1 | | | 28407.3 |
| 1968 | | 2 | 3 | | 1 | 1 | 3 | 16 | 38 | 24 | 9 | 46 | 34 | 27 | 21 | 16 | 23 | 21 | 17 | 17 | 10 | 8 | 5 | 6 | 6 | 2 | 1 | 1 | 3 | | 2 | 1 | 2 | | | 37599.6 |

| CLASS | CFS | TOTAL | ACCUM | PERCT | CLASS | CFS | TOTAL | ACCUM | PERCT | CLASS | CFS | TOTAL | ACCUM | PERCT | CLASS | CFS | TOTAL | ACCUM | PERCT |
|---|---|---|---|---|---|---|---|---|---|---|---|---|---|---|---|---|---|---|---|
| 0 | 0.00 | 0 | 1461 | 100.0 | 9 | 21.00 | 135 | 999 | 68.4 | 18 | 110.0 | 36 | 202 | 13.8 | 27 | 570 | 4 | 17 | 1.1 |
| 1 | 5.00 | 3 | 1461 | 100.0 | 10 | 26.00 | 92 | 864 | 59.1 | 19 | 130.0 | 37 | 166 | 11.4 | 28 | 680 | 4 | 13 | .8 |
| 2 | 6.00 | 8 | 1458 | 99.8 | 11 | 31.00 | 127 | 772 | 52.8 | 20 | 160.0 | 26 | 129 | 8.8 | 29 | 820 | 1 | 9 | .6 |
| 3 | 7.20 | 3 | 1450 | 99.2 | 12 | 37.00 | 100 | 645 | 44.1 | 21 | 190.0 | 16 | 103 | 7.0 | 30 | 980 | 3 | 8 | .5 |
| 4 | 8.60 | 32 | 1447 | 99.0 | 13 | 44.00 | 105 | 545 | 37.3 | 22 | 230.0 | 18 | 87 | 6.0 | 31 | 1200 | 1 | 5 | .3 |
| 5 | 10.00 | 62 | 1415 | 96.9 | 14 | 53.00 | 70 | 440 | 30.1 | 23 | 270.0 | 21 | 69 | 4.7 | 32 | 1400 | 1 | 4 | .2 |
| 6 | 12.00 | 163 | 1353 | 92.6 | 15 | 64.00 | 60 | 370 | 25.3 | 24 | 330.0 | 17 | 48 | 3.3 | 33 | 1700 | | 3 | .2 |
| 7 | 15.00 | 92 | 1190 | 81.5 | 16 | 77.00 | 59 | 310 | 21.2 | 25 | 390.0 | 10 | 31 | 2.1 | 34 | 2000 | 3 | 3 | .2 |
| 8 | 18.00 | 99 | 1098 | 75.2 | 17 | 92.00 | 49 | 251 | 17.2 | 26 | 470.0 | 4 | 21 | 1.4 | | | | | |

LOWEST MEAN DISCHARGE, IN CFS, AND RANKING, FOR THE FOLLOWING NUMBER OF CONSECUTIVE DAYS IN YEAR ENDING MARCH 31

| YEAR | 1 | | 3 | | 7 | | 14 | | 30 | | 60 | | 90 | | 120 | | 183 | | ANNUAL | |
|---|---|---|---|---|---|---|---|---|---|---|---|---|---|---|---|---|---|---|---|---|
| 1966 | 9.40 | 3 | 9.70 | 3 | 9.83 | 3 | 10.70 | 3 | 11.40 | 3 | 12.80 | 3 | 13.90 | 3 | 15.20 | 3 | 24.60 | 3 | 52.10 | 1 |
| 1967 | 8.60 | 2 | 8.93 | 2 | 9.20 | 2 | 9.49 | 2 | 9.92 | 2 | 10.70 | 1 | 11.50 | 1 | 12.90 | 1 | 21.20 | 2 | 67.90 | 2 |
| 1968 | 5.20 | 1 | 5.70 | 1 | 6.10 | 1 | 6.76 | 1 | 9.76 | 1 | 11.30 | 2 | 12.60 | 2 | 14.40 | 2 | 17.40 | 1 | 85.10 | 3 |

HIGHEST MEAN DISCHARGE, IN CFS, AND RANKING, FOR THE FOLLOWING NUMBER OF CONSECUTIVE DAYS IN YEAR ENDING SEPTEMBER 30

| YEAR | 1 | | 3 | | 7 | | 15 | | 30 | | 60 | | 90 | | 120 | | 183 | | ANNUAL | |
|---|---|---|---|---|---|---|---|---|---|---|---|---|---|---|---|---|---|---|---|---|
| 1965 | 850.0 | 3 | 657.0 | 3 | 426.0 | 3 | 293.0 | 3 | 208.0 | 3 | 183.0 | 2 | 166.0 | 2 | 143.0 | 3 | 107.0 | 3 | 60.9 | 3 |
| 1966 | 345.0 | 4 | 308.0 | 4 | 204.0 | 4 | 125.0 | 4 | 78.9 | 4 | 72.2 | 4 | 65.3 | 4 | 57.8 | 4 | 53.5 | 4 | 39.9 | 4 |
| 1967 | 2000.0 | 2 | 1270.0 | 2 | 771.0 | 2 | 428.0 | 2 | 259.0 | 2 | 179.0 | 3 | 152.0 | 3 | 157.0 | 2 | 137.0 | 2 | 77.8 | 2 |
| 1968 | 2060.0 | 1 | 1730.0 | 1 | 1240.0 | 1 | 677.0 | 1 | 382.0 | 1 | 257.0 | 1 | 205.0 | 1 | 179.0 | 1 | 151.0 | 1 | 103.0 | 1 |

INSUFFICIENT DATA FOR STATISTICAL ANALYSES

ANNUAL PEAKS

| | |
|---|---|
| 1964 | 99 |
| 1965 | 1340 |
| 1967 | 3480 |
| 1968 | 3080 |

03348350 Pipe Creek at Frankton, Ind.

LOCATION.--Lat 40°13'38", long 85°45'58", in SE¼NE¼ sec.31, T.21 N., R.7 E., Madison County, on right bank 20 ft (6 m) downstream from bridge on County Road 500 West, at northeast edge of Frankton.

DRAINAGE AREA.--113 $mi^2$ (293 $km^2$).

DURATION TABLE OF DAILY DISCHARGE FOR YEAR ENDING SEPTEMBER 30

| CLASS | 0 | 1 | 2 | 3 | 4 | 5 | 6 | 7 | 8 | 9 | 10 | 11 | 12 | 13 | 14 | 15 | 16 | 17 | 18 | 19 | 20 | 21 | 22 | 23 | 24 | 25 | 26 | 27 | 28 | 29 | 30 | 31 | 32 | 33 | 34 | |
|---|---|---|---|---|---|---|---|---|---|---|---|---|---|---|---|---|---|---|---|---|---|---|---|---|---|---|---|---|---|---|---|---|---|---|---|---|
| YEAR | | | | | | | | | | | | | | | | NUMBER OF DAYS IN CLASS | | | | | | | | | | | | | | | | | | | | CFS-DAYS |
| 1968 | | | | | | | | 24 | 9 | 11 | 19 | 11 | 11 | 16 | 10 | 8 | 3 | 5 | 1 | 1 | 6 | 3 | 2 | 1 | 5 | 1 | 4 | 1 | 1 | | | | | | | 10193.0 |
| 1969 | | | | | | | 9 | 56 | 15 | 12 | 20 | 28 | 30 | 23 | 23 | 23 | 23 | 20 | 8 | 9 | 14 | 11 | 10 | 4 | 5 | 5 | 1 | 3 | 2 | 1 | 4 | 2 | 2 | 2 | | 34981.0 |
| 1970 | | | | 7 | 5 | 9 | 17 | 18 | 11 | 17 | 25 | 26 | 21 | 22 | 23 | 32 | 17 | 20 | 21 | 13 | 13 | 12 | 2 | 7 | 9 | 2 | 5 | 1 | 1 | 2 | 4 | 3 | | | | 32316.4 |
| 1971 | | 5 | 7 | 16 | 19 | 12 | 8 | 26 | 19 | 40 | 21 | 35 | 32 | 26 | 20 | 10 | 10 | 7 | 6 | 8 | 7 | 5 | 4 | 3 | 4 | 4 | 3 | | 2 | | 2 | 2 | 1 | 1 | | 23243.3 |
| 1972 | | 1 | 5 | 4 | 2 | 4 | 13 | 25 | 29 | 23 | 11 | 16 | 31 | 20 | 20 | 20 | 21 | 23 | 9 | 14 | 14 | 6 | 6 | 12 | 7 | 6 | 2 | 5 | 6 | 3 | 2 | 2 | 1 | 1 | 2 | 40063.1 |
| 1973 | | | | | | | | | | 10 | 15 | 15 | 21 | 16 | 20 | 28 | 22 | 24 | 10 | 26 | 27 | 21 | 16 | 20 | 13 | 10 | 12 | 8 | 11 | 8 | 4 | 3 | 2 | 2 | 1 | 65869.0 |

| CLASS | CFS | TOTAL | ACCUM | PERCT | CLASS | CFS | TOTAL | ACCUM | PERCT | CLASS | CFS | TOTAL | ACCUM | PERCT | CLASS | CFS | TOTAL | ACCUM | PERCT |
|---|---|---|---|---|---|---|---|---|---|---|---|---|---|---|---|---|---|---|---|
| 0 | 0.00 | 0 | 1979 | 100.0 | 9 | 17.00 | 113 | 1604 | 81.1 | 18 | 87.0 | 55 | 548 | 27.7 | 27 | 430 | 18 | 98 | 4.9 |
| 1 | 4.10 | 6 | 1979 | 100.0 | 10 | 21.00 | 111 | 1491 | 75.3 | 19 | 100.0 | 71 | 493 | 24.9 | 28 | 520 | 23 | 80 | 4.0 |
| 2 | 5.00 | 12 | 1973 | 99.7 | 11 | 25.00 | 131 | 1380 | 69.7 | 20 | 120.0 | 81 | 422 | 21.3 | 29 | 620 | 14 | 57 | 2.8 |
| 3 | 6.00 | 27 | 1961 | 99.1 | 12 | 30.00 | 146 | 1249 | 63.1 | 21 | 150.0 | 58 | 341 | 17.2 | 30 | 740 | 16 | 43 | 2.1 |
| 4 | 7.20 | 26 | 1934 | 97.7 | 13 | 36.00 | 123 | 1103 | 55.7 | 22 | 180.0 | 40 | 283 | 14.3 | 31 | 880 | 12 | 27 | 1.3 |
| 5 | 8.60 | 25 | 1908 | 96.4 | 14 | 43.00 | 116 | 980 | 49.5 | 23 | 210.0 | 47 | 243 | 12.3 | 32 | 1100 | 6 | 15 | .7 |
| 6 | 10.00 | 47 | 1883 | 95.1 | 15 | 51.00 | 121 | 864 | 43.7 | 24 | 250.0 | 43 | 196 | 9.9 | 33 | 1300 | 6 | 9 | .4 |
| 7 | 12.00 | 149 | 1836 | 92.8 | 16 | 61.00 | 96 | 743 | 37.5 | 25 | 300.0 | 28 | 153 | 7.7 | 34 | 1500 | 3 | 3 | .1 |
| 8 | 15.00 | 83 | 1687 | 85.2 | 17 | 73.00 | 99 | 647 | 32.7 | 26 | 360.0 | 27 | 125 | 6.3 | | | | | |

LOWEST MEAN DISCHARGE, IN CFS, AND RANKING, FOR THE FOLLOWING NUMBER OF CONSECUTIVE DAYS IN YEAR ENDING MARCH 31

| YEAR | 1 | | 3 | | 7 | | 14 | | 30 | | 60 | | 90 | | 120 | | 183 | | ANNUAL | |
|---|---|---|---|---|---|---|---|---|---|---|---|---|---|---|---|---|---|---|---|---|
| 1970 | 11.00 | 4 | 11.30 | 4 | 11.90 | 4 | 13.70 | 4 | 14.70 | 4 | 37.60 | 4 | 43.00 | 4 | 40.40 | 4 | 59.30 | 3 | 90.50 | 3 |
| 1971 | 4.20 | 1 | 4.30 | 1 | 4.80 | 1 | 6.20 | 1 | 7.80 | 1 | 9.40 | 1 | 11.10 | 1 | 14.30 | 1 | 18.50 | 2 | 81.80 | 2 |
| 1972 | 5.10 | 3 | 5.50 | 3 | 6.10 | 2 | 7.50 | 3 | 8.00 | 2 | 12.00 | 2 | 14.70 | 2 | 15.70 | 2 | 17.90 | 1 | 60.70 | 1 |
| 1973 | 4.50 | 2 | 5.30 | 2 | 6.20 | 3 | 7.40 | 2 | 9.00 | 3 | 17.20 | 3 | 30.60 | 3 | 36.70 | 3 | 66.10 | 4 | 181.00 | 4 |

HIGHEST MEAN DISCHARGE, IN CFS, AND RANKING, FOR THE FOLLOWING NUMBER OF CONSECUTIVE DAYS IN YEAR ENDING SEPTEMBER 30

| YEAR | 1 | | 3 | | 7 | | 15 | | 30 | | 60 | | 90 | | 120 | | 183 | | ANNUAL | |
|---|---|---|---|---|---|---|---|---|---|---|---|---|---|---|---|---|---|---|---|---|
| 1969 | 1430.0 | 3 | 1310.0 | 2 | 841.0 | 2 | 626.0 | 3 | 415.0 | 3 | 285.0 | 3 | 209.0 | 3 | 196.0 | 2 | 152.0 | 3 | 95.8 | 3 |
| 1970 | 1000.0 | 5 | 769.0 | 5 | 581.0 | 5 | 357.0 | 5 | 230.0 | 5 | 170.0 | 5 | 168.0 | 5 | 150.0 | 4 | 134.0 | 4 | 88.5 | 4 |
| 1971 | 1340.0 | 4 | 1030.0 | 4 | 817.0 | 3 | 521.0 | 4 | 356.0 | 4 | 243.0 | 4 | 174.0 | 4 | 148.0 | 5 | 110.0 | 5 | 63.7 | 5 |
| 1972 | 1800.0 | 1 | 1570.0 | 1 | 1090.0 | 1 | 663.0 | 1 | 473.0 | 1 | 292.0 | 2 | 219.0 | 2 | 193.0 | 3 | 174.0 | 2 | 109.0 | 2 |
| 1973 | 1500.0 | 2 | 1170.0 | 3 | 705.0 | 4 | 627.0 | 2 | 444.0 | 2 | 335.0 | 1 | 276.0 | 1 | 237.0 | 1 | 259.0 | 1 | 180.0 | 1 |

STATISTICS ON NORMAL MONTHLY MEANS(ALL DAYS)

| OCT | NOV | DEC | JAN | FEB | MARCH | APRIL | MAY | JUNE | JULY | AUG | SEPT |
|---|---|---|---|---|---|---|---|---|---|---|---|
| BY FOWS(MEAN,VARIANCE,STANDARD DEVIATION, SKEWNESS, COEFF. OF VARIATION,PERCENTAGE OF AVERAGE FLOW) | | | | | | | | | | | |
| 0.4820E+02 | 0.1305E+03 | 0.1424E+03 | 0.1475E+03 | 0.1565E+03 | 0.1610E+03 | 0.2254E+03 | 0.7326E+02 | 0.6915E+02 | 0.4626E+02 | 0.5008E+02 | 0.4750E+02 |
| 0.2362E+04 | 0.2934E+05 | 0.8493E+04 | 0.1131E+05 | 0.1404E+05 | 0.1554E+05 | 0.2503E+05 | 0.6357E+02 | 0.3387E+04 | 0.1540E+04 | 0.3254E+04 | 0.2080E+04 |
| 0.4860E+02 | 0.1713E+03 | 0.9216E+02 | 0.1064E+03 | 0.1185E+03 | 0.1247E+03 | 0.1582E+03 | 0.7973E+01 | 0.5819E+02 | 0.3924E+02 | 0.5704E+02 | 0.4561E+02 |
| 0.7134E+00 | 0.1631E+01 | 0.2700E-01 | 0.1258E+01 | 0.1529E+01 | 0.1883E+01 | 0.7133E+00 | 0.1426E+01 | 0.2078E+01 | 0.1575E+01 | 0.1725E+01 | 0.1353E+01 |
| 0.1008E+01 | 0.1313E+01 | 0.6474E+00 | 0.7213E+00 | 0.7573E+00 | 0.7741E+00 | 0.7018E+00 | 0.1088E+00 | 0.8415E+00 | 0.8481E+00 | 0.1139E+01 | 0.9602E+00 |
| 0.3714E+01 | 0.1006E+02 | 0.1097E+02 | 0.1136E+02 | 0.1206E+02 | 0.1241E+02 | 0.1737E+02 | 0.5646E+01 | 0.5329E+01 | 0.3565E+01 | 0.3859E+01 | 0.3661E+01 |

STATISTICS ON NORMAL ANNUAL MEANS(ALL DAYS)

| MEAN | VARIANCE | STANDARD DEVIATION | SKEWNESS | COEFF. OF VARIATION | SERIAL CORR |
|---|---|---|---|---|---|
| 0.1076E+03 | 0.1936E+04 | 0.4400E+02 | 0.1437E+01 | 0.4089E+00 | 0.4593E+00 |

STATISTICS ON LOG MONTHLY MEANS(ALL DAYS)

| OCT | NOV | DEC | JAN | FEB | MARCH | APRIL | MAY | JUNE | JULY | AUG | SEPT |
|---|---|---|---|---|---|---|---|---|---|---|---|
| BY ROWS(MEAN,VARIANCE,STANDARD DEVIATION, SKEWNESS, COEFF. OF VARIATION,PERCENTAGE OF AVERAGE FLOW) | | | | | | | | | | | |
| 0.1466E+01 | 0.1775E+01 | 0.2055E+01 | 0.2070E+01 | 0.2096E+01 | 0.2121E+01 | 0.2226E+01 | 0.1863E+01 | 0.1749E+01 | 0.1555E+01 | 0.1475E+01 | 0.1510E+01 |
| 0.2452E+00 | 0.3824E+00 | 0.1254E+00 | 0.1198E+00 | 0.1129E+00 | 0.8570E-01 | 0.1835E+00 | 0.2066E-02 | 0.8422E-01 | 0.1124E+00 | 0.2478E+00 | 0.1881E+00 |
| 0.4952E+00 | 0.6184E+00 | 0.3542E+00 | 0.3462E+00 | 0.3361E+00 | 0.2927E+00 | 0.4283E+00 | 0.4545E-01 | 0.2902E+00 | 0.3353E+00 | 0.4978E+00 | 0.4337E+00 |
| 0.5107E+00 | 0.6477E+00 | -0.6535E+00 | -0.5350E+00 | -0.1881E+00 | 0.8379E+00 | -0.1356E+01 | 0.1269E+01 | 0.1571E+01 | 0.8401E+00 | 0.4306E+00 | 0.2444E+00 |
| 0.3377E+00 | 0.3483E+00 | 0.1724E+00 | 0.1673E+00 | 0.1604E+00 | 0.1380E+00 | 0.1924E+00 | 0.2440E-01 | 0.1660E+00 | 0.2157E+00 | 0.3374E+00 | 0.2873E+00 |
| 0.6678E+01 | 0.8084E+01 | 0.9356E+01 | 0.9424E+01 | 0.9543E+01 | 0.9660E+01 | 0.1014E+02 | 0.8483E+01 | 0.7962E+01 | 0.7079E+01 | 0.6718E+01 | 0.6874E+01 |

STATISTICS ON LOG ANNUAL MEANS(ALL DAYS)

| MEAN | VARIANCE | STANDARD DEVIATION | SKEWNESS | COEFF. OF VARIATION | SERIAL CORR |
|---|---|---|---|---|---|
| 0.2006E+01 | 0.2717E-01 | 0.1648E+00 | 0.6871E+00 | 0.8218E-01 | 0.2874E+00 |

**ANNUAL PEAKS**

| | |
|---|---|
| 1969 | 1700 |
| 1970 | 1210 |
| 1971 | 1560 |
| 1972 | 1980 |
| 1973 | 1750 |

## 03348500 White River near Noblesville, Ind.

LOCATION.--Lat 40°07'46", long 85°57'46", in NE¼NE¼ sec.4, T.19 N., R.5 E., Hamilton County, near center of span on downstream side of highway bridge, 1 mile (2 km) west of Strawtown, 7 miles (11 km) northeast of Noblesville, 9.5 miles (15.3 km) upstream from Cicero Creek, and at mile 277.4 (446.3 km).

DRAINAGE AREA.--828 mi² (2,145 km²).

### DURATION TABLE OF DAILY DISCHARGE FOR YEAR ENDING SEPTEMBER 30

| CLASS | 0 | 1 | 2 | 3 | 4 | 5 | 6 | 7 | 8 | 9 | 10 | 11 | 12 | 13 | 14 | 15 | 16 | 17 | 18 | 19 | 20 | 21 | 22 | 23 | 24 | 25 | 26 | 27 | 28 | 29 | 30 | 31 | 32 | 33 | 34 | |
|---|---|---|---|---|---|---|---|---|---|---|---|---|---|---|---|---|---|---|---|---|---|---|---|---|---|---|---|---|---|---|---|---|---|---|---|---|
| YEAR | NUMBER OF DAYS IN CLASS | | | | | | | | | | | | | | | | | | | | | | | | | | | | | | | | | | | CFS-DAYS |
| 1916 | | | | | | | 4 | 17 | 20 | 12 | 29 | 18 | 21 | 28 | 33 | 34 | 26 | 33 | 19 | 17 | 14 | 10 | 6 | 7 | 3 | 4 | 2 | 2 | 1 | | 3 | | 3 | | | 386851.0 |
| 1917 | | | | | | | 7 | 69 | 42 | 4 | 1 | 5 | 6 | 34 | 23 | 56 | 7 | 10 | 17 | 18 | 10 | 18 | 8 | 18 | 4 | 4 | 2 | | 1 | 1 | | | | | | 319060.0 |
| 1918 | | | | | | 8 | 22 | 56 | 54 | 26 | 41 | 18 | 13 | 22 | 29 | 12 | 18 | 11 | 11 | 6 | 3 | 3 | 4 | 2 | 3 | | 2 | 1 | | | | | | | | 171316.0 |
| 1919 | | | | | | 2 | 10 | 64 | 13 | 36 | 17 | 19 | 39 | 15 | 25 | 9 | 27 | 13 | 20 | 14 | 8 | 8 | 7 | 5 | 3 | 2 | 1 | 3 | 2 | | 1 | 2 | | | | 293064.0 |
| 1920 | | | | | | | 21 | 25 | 24 | 17 | 9 | 15 | 46 | 42 | 14 | 24 | 15 | 14 | 22 | 16 | 16 | 13 | 14 | 4 | 2 | 2 | 3 | 2 | 6 | | | | | | | 398252.0 |
| 1921 | | | | | | 5 | 18 | 38 | 15 | 29 | 25 | 17 | 31 | 18 | 18 | 12 | 32 | 18 | 6 | 19 | 7 | 15 | 10 | 9 | 10 | 7 | 3 | | 1 | | 2 | | | | | 334178.0 |
| 1922 | | | | | | | 19 | 29 | 21 | 25 | 31 | 9 | 11 | 10 | 5 | 8 | 25 | 29 | 16 | 22 | 13 | 27 | 10 | 17 | 10 | 4 | 1 | 5 | 3 | 7 | 3 | 5 | | | | 553474.0 |
| 1923 | | | | | | 3 | 8 | 33 | 16 | 16 | 16 | 30 | 36 | 23 | 28 | 21 | 15 | 25 | 14 | 23 | 14 | 13 | 6 | 6 | 9 | 2 | 3 | 1 | 1 | | 3 | | | | | 331876.0 |
| 1924 | | | | | | | | | 1 | 25 | 26 | 26 | 23 | 32 | 29 | 28 | 17 | 29 | 26 | 18 | 13 | 13 | 12 | 12 | 7 | 10 | 8 | 3 | 3 | | 2 | 2 | 1 | | | 488720.0 |
| 1925 | | | | | | | 2 | 50 | 70 | 14 | 38 | 22 | 25 | 21 | 21 | 19 | 17 | 20 | 11 | 10 | 10 | 4 | 4 | | 2 | 1 | 1 | 1 | | 1 | 1 | | | | | 209643.0 |
| 1926 | | | | | | | | | | | 1 | 10 | 58 | 41 | 52 | 34 | 28 | 16 | 17 | 20 | 15 | 13 | 12 | 9 | 5 | 8 | 9 | 2 | 5 | 7 | 1 | 2 | | | | 521092.0 |
| 1929 | | | | | | | | | 38 | 53 | 23 | 23 | 25 | 25 | 23 | 19 | 12 | 16 | 19 | 10 | 14 | 13 | 9 | 4 | 11 | 3 | 9 | 4 | 2 | 6 | 4 | | | | | 365476.0 |
| 1930 | | | | | | 13 | 19 | 44 | 17 | 29 | 21 | 16 | 13 | 31 | 17 | 21 | 20 | 31 | 17 | 7 | 7 | 5 | 4 | 6 | 5 | 4 | 3 | 3 | 4 | 2 | 1 | 3 | 2 | | | 384323.0 |
| 1931 | | | | 11 | 18 | 58 | 105 | 40 | 22 | 21 | 9 | 15 | 26 | 7 | 11 | 6 | 5 | 3 | 4 | 3 | | 1 | | | | | | | | | | | | | | 92532.0 |
| 1932 | | | 1 | 16 | 16 | 17 | 27 | 28 | 28 | 14 | 21 | 25 | 33 | 23 | 24 | 17 | 20 | 6 | 13 | 6 | 10 | 3 | 10 | | | 2 | 2 | 3 | 1 | | | | | | | 241522.0 |
| 1933 | | | | | | | 4 | 32 | 30 | 23 | 19 | 18 | 16 | 26 | 14 | 29 | 27 | 25 | 12 | 20 | 14 | 14 | 8 | 6 | 6 | 6 | 4 | 2 | 2 | 2 | 2 | 2 | 2 | | | 428336.0 |
| 1934 | | 6 | 25 | 23 | 17 | 21 | 29 | 69 | 50 | 25 | 26 | 20 | 18 | 9 | 8 | 2 | 4 | 3 | 4 | | 2 | 1 | 2 | 1 | | | | | | | | | | | | 98876.0 |
| 1935 | | | 12 | 53 | 43 | 47 | 38 | 11 | 14 | 19 | 36 | 15 | 13 | 15 | 9 | 7 | 8 | 3 | 8 | 3 | 2 | 1 | 2 | | | 4 | 1 | | 1 | | | | | | | 135080.0 |
| 1936 | | 17 | 32 | 40 | 27 | 47 | 44 | 15 | 16 | 10 | 14 | 22 | 14 | 17 | 9 | 8 | 10 | 3 | 3 | 4 | 3 | 4 | 1 | 1 | 2 | | | 2 | | 1 | | | | | | 138803.0 |
| 1937 | | | | | | 3 | 7 | 13 | 32 | 31 | 20 | 20 | 15 | 19 | 22 | 31 | 20 | 24 | 11 | 23 | 16 | 8 | 9 | 9 | 4 | 11 | 6 | 4 | 3 | 2 | | | 1 | | 1 | 427847.0 |
| 1938 | | | | | | | | 14 | 25 | 26 | 27 | 27 | 36 | 31 | 24 | 20 | 20 | 15 | 12 | 14 | 12 | 7 | 14 | 8 | 5 | 4 | 7 | 3 | 4 | 2 | 5 | 2 | 1 | | | 457759.0 |
| 1939 | | | | 11 | 8 | 16 | 46 | 33 | 32 | 29 | 30 | 26 | 18 | 24 | 15 | 8 | 11 | 10 | 7 | 5 | 5 | 6 | 2 | 4 | 8 | 3 | 2 | 2 | 1 | 2 | 1 | | | | | 284808.0 |
| 1940 | | 1 | 18 | 24 | 24 | 36 | 46 | 59 | 14 | 14 | 11 | 28 | 17 | 15 | 7 | 9 | 8 | 4 | 9 | 7 | 6 | 1 | | 3 | | 1 | | 1 | 2 | 1 | | | | | | 140375.0 |
| 1941 | | 10 | 18 | 45 | 18 | 39 | 57 | 80 | 29 | 26 | 10 | 10 | 6 | 3 | 3 | | | 3 | 1 | 1 | 1 | 4 | | 1 | | | | | | | | | | | | 63594.0 |
| 1942 | | 1 | 1 | 1 | 14 | 4 | 28 | 56 | 43 | 32 | 17 | 26 | 26 | 17 | 20 | 19 | 10 | 7 | 8 | 3 | 5 | 4 | 4 | 5 | 6 | 1 | 4 | 2 | 1 | | | | | | | 208015.0 |
| 1943 | | | | | | | 26 | 15 | 13 | 18 | 18 | 35 | 46 | 34 | 25 | 28 | 21 | 19 | 14 | 11 | 7 | 9 | 2 | 8 | 1 | 2 | 4 | 3 | 2 | 2 | | | | 2 | | 329988.0 |
| 1944 | | | | 10 | 18 | 34 | 103 | 30 | 27 | 14 | 11 | 10 | 6 | 12 | 9 | 14 | 12 | 17 | 9 | 5 | 4 | 5 | 5 | 1 | 2 | 4 | 1 | | 1 | 1 | 1 | | | | | 222542.0 |
| 1945 | | | 6 | 30 | 50 | 44 | 32 | 6 | 14 | 11 | 15 | 11 | 12 | 24 | 20 | 24 | 6 | 10 | 10 | 7 | 7 | 5 | 4 | 6 | 1 | 3 | 3 | 2 | 2 | | | | | | | 247863.0 |
| 1946 | | | | | | 17 | 11 | 13 | 7 | 24 | 24 | 27 | 38 | 39 | 19 | 24 | 21 | 17 | 11 | 18 | 18 | 13 | 8 | 4 | 5 | 4 | 3 | | | | | | | | | 280475.0 |
| 1947 | | | | | 2 | 14 | 11 | 26 | 30 | 23 | 20 | 40 | 28 | 20 | 17 | 7 | 18 | 16 | 23 | 20 | 13 | 9 | 13 | 4 | 1 | 3 | 4 | 3 | | | | | | | | 277547.0 |
| 1948 | | | | | | | 11 | 27 | 30 | 40 | 30 | 52 | 22 | 18 | 14 | 17 | 20 | 12 | 10 | 14 | 8 | 6 | 6 | 6 | 3 | 4 | 2 | 3 | 5 | 6 | | | | | | 332653.0 |
| 1949 | | | | | | | 19 | 36 | 15 | 24 | 15 | 19 | 23 | 18 | 26 | 34 | 25 | 18 | 14 | 22 | 10 | 12 | 6 | 6 | 6 | 3 | 5 | 4 | 2 | 3 | | | | | | 348342.0 |
| 1950 | | | | | | | | 12 | 47 | 28 | 18 | 19 | 12 | 27 | 18 | 18 | 20 | 23 | 18 | 17 | 25 | 15 | 5 | 9 | 4 | 5 | 5 | 1 | 6 | 6 | 2 | 3 | 1 | 1 | | 508825.0 |
| 1951 | | | | | | 11 | 29 | 8 | 14 | 26 | 16 | 21 | 16 | 26 | 29 | 16 | 21 | 21 | 21 | 15 | 19 | 10 | 11 | 10 | 9 | 6 | 5 | 1 | 2 | 1 | | 1 | | | | 371441.0 |
| 1952 | | | | | | 22 | 31 | 28 | 22 | 27 | 9 | 12 | 17 | 12 | 21 | 19 | 23 | 25 | 15 | 14 | 21 | 15 | 9 | 6 | 7 | 3 | 1 | 1 | 3 | 1 | 1 | | | | | 330357.0 |
| 1953 | | | | | | 7 | 22 | 44 | 21 | 17 | 15 | 20 | 23 | 28 | 44 | 24 | 24 | 14 | 23 | 10 | 11 | 6 | 3 | 1 | 3 | 1 | 3 | | 1 | | | | | | | 228367.0 |
| 1954 | | | 2 | 15 | 14 | 54 | 62 | 42 | 25 | 30 | 22 | 27 | 15 | 11 | 13 | 7 | 10 | 5 | 3 | 2 | 5 | 1 | | | | | | | | | | | | | | 91822.0 |
| 1955 | | | | | 6 | 16 | 8 | 12 | 38 | 45 | 33 | 37 | 19 | 24 | 13 | 13 | 23 | 15 | 20 | 17 | 10 | 6 | 3 | 2 | 2 | 1 | 1 | 1 | | | | | | | | 209131.0 |
| 1956 | | | | | | 8 | 16 | 15 | 14 | 20 | 21 | 34 | 30 | 31 | 22 | 24 | 24 | 23 | 20 | 22 | 11 | 6 | 7 | 4 | 6 | 2 | 1 | 4 | | 1 | | | | | | 291949.0 |
| 1957 | | | | | 1 | 19 | 33 | 18 | 10 | 34 | 21 | 13 | 24 | 22 | 16 | 20 | 10 | 13 | 19 | 9 | 15 | 9 | 9 | 5 | 6 | 4 | 4 | 1 | 3 | 1 | | 1 | 1 | | | 387494.0 |
| 1958 | | | | | | | | | | 13 | 17 | 41 | 27 | 45 | 49 | 34 | 35 | 14 | 14 | 21 | 8 | 11 | 8 | 9 | 4 | 3 | 1 | 2 | 1 | 2 | 2 | 2 | | 2 | | 411577.0 |
| 1959 | | | | | | 1 | 15 | 22 | 21 | 34 | 45 | 24 | 20 | 14 | 8 | 22 | 25 | 17 | 21 | 23 | 12 | 14 | 7 | 7 | 3 | | 1 | 3 | 1 | 4 | | 1 | | | | 324232.0 |
| 1960 | | | | | | | 27 | 11 | 28 | 34 | 32 | 31 | 50 | 24 | 37 | 18 | 23 | 11 | 9 | 10 | 1 | 3 | 6 | 5 | 2 | 3 | | 1 | | | | | | | | 201893.0 |
| 1961 | | | | | | 6 | 58 | 67 | 23 | 14 | 33 | 21 | 16 | 20 | 14 | 5 | 13 | 7 | 8 | 11 | 9 | 10 | 3 | 9 | 5 | 5 | 4 | 2 | 2 | | | | | | | 256264.0 |
| 1962 | | | | | | | | 31 | 46 | 23 | 39 | 35 | 30 | 38 | 20 | 20 | 22 | 10 | 9 | 7 | 6 | 5 | 7 | 4 | 5 | 2 | | 2 | 2 | | | 1 | 1 | | | 259788.0 |
| 1963 | | | | | 4 | 17 | 18 | 90 | 66 | 31 | 29 | 20 | 12 | 20 | 7 | 5 | 6 | 4 | 8 | 6 | 3 | 2 | 8 | 2 | 1 | 1 | 2 | | | 1 | | 1 | | 1 | | 181261.0 |
| 1964 | | | | | 15 | 35 | 64 | 69 | 15 | 18 | 25 | 18 | 12 | 8 | 10 | 14 | 11 | 5 | 6 | 5 | 3 | 4 | 5 | 5 | 3 | 6 | 2 | 1 | 3 | 1 | | 1 | | 1 | 1 | 258722.0 |
| 1965 | | | | | 5 | 42 | 58 | 41 | 30 | 18 | 17 | 18 | 20 | 10 | 16 | 12 | 20 | 11 | 9 | 6 | 6 | 4 | 6 | 4 | 6 | 4 | 1 | 1 | | | | | | | | 194814.0 |
| 1966 | | | | 1 | 27 | 26 | 14 | 48 | 44 | 44 | 35 | 28 | 20 | 24 | 12 | 13 | 10 | 6 | 2 | 4 | 3 | 2 | | 2 | | | | | | | | | | | | 111328.0 |
| 1967 | | | | | 11 | 42 | 42 | 21 | 15 | 17 | 18 | 21 | 25 | 17 | 21 | 20 | 12 | 11 | 14 | 8 | 12 | 10 | 4 | 8 | 5 | 5 | 1 | 1 | 1 | 1 | 2 | | | | | 272435.0 |
| 1968 | | | | | | 7 | 13 | 27 | 24 | 16 | 13 | 37 | 43 | 33 | 19 | 25 | 13 | 15 | 21 | 12 | 8 | 9 | 6 | 9 | 1 | 2 | 6 | 4 | 2 | | 1 | | | | | 305914.0 |
| 1969 | | | | | | | 31 | 11 | 14 | 21 | 27 | 40 | 32 | 35 | 38 | 28 | 20 | 12 | 15 | 7 | 10 | 6 | 4 | 4 | 2 | 2 | 2 | 2 | 2 | 1 | 1 | | | | | 298054.0 |
| 1970 | | | | | | | 18 | 23 | 19 | 35 | 40 | 38 | 21 | 32 | 26 | 24 | 19 | 18 | 15 | 7 | 6 | 7 | 7 | 4 | 2 | 1 | 3 | | | | | | | | | 265690.0 |
| 1971 | | | | | | 4 | 44 | 50 | 46 | 44 | 42 | 34 | 16 | 17 | 10 | 11 | 10 | 8 | 6 | 4 | 6 | 2 | 1 | 1 | 3 | 3 | 1 | 2 | | | | | | | | 191260.0 |
| 1972 | | | | | | | 20 | 56 | 24 | 9 | 27 | 32 | 22 | 23 | 31 | 27 | 18 | 12 | 21 | 12 | 9 | 5 | 6 | 2 | 2 | 3 | 2 | 2 | 1 | | | | | | | 287980.0 |
| 1973 | | | | | | | | | | 19 | 12 | 21 | 18 | 19 | 36 | 34 | 20 | 30 | 22 | 42 | 18 | 19 | 12 | 15 | 7 | 9 | 7 | 3 | 1 | 1 | | | | | | 458936.0 |

| CLASS | CFS | TOTAL | ACCUM | PERCT | CLASS | CFS | TOTAL | ACCUM | PERCT | CLASS | CFS | TOTAL | ACCUM | PERCT | CLASS | CFS | TOTAL | ACCUM | PERCT |
|---|---|---|---|---|---|---|---|---|---|---|---|---|---|---|---|---|---|---|---|
| 0 | 0.00 | 0 | 20454 | 100.0 | 9 | 180.00 | 1358 | 14639 | 71.6 | 18 | 1000.0 | 704 | 4014 | 19.6 | 27 | 5600 | 102 | 355 | 1.7 |
| 1 | 39.00 | 12 | 20454 | 100.0 | 10 | 220.00 | 1219 | 13281 | 64.9 | 19 | 1200.0 | 749 | 3310 | 16.2 | 28 | 6800 | 88 | 253 | 1.2 |
| 2 | 47.00 | 62 | 20442 | 99.9 | 11 | 260.00 | 1322 | 12062 | 59.0 | 20 | 1500.0 | 516 | 2561 | 12.5 | 29 | 8200 | 75 | 165 | .8 |
| 3 | 57.00 | 162 | 20380 | 99.6 | 12 | 320.00 | 1326 | 10740 | 52.5 | 21 | 1800.0 | 472 | 2045 | 10.0 | 30 | 9900 | 37 | 90 | .4 |
| 4 | 69.00 | 335 | 20218 | 98.8 | 13 | 390.00 | 1270 | 9414 | 46.0 | 22 | 2200.0 | 335 | 1573 | 7.7 | 31 | 12000 | 30 | 53 | .2 |
| 5 | 84.00 | 654 | 19883 | 97.2 | 14 | 470.00 | 1201 | 8144 | 39.8 | 23 | 2600.0 | 340 | 1238 | 6.1 | 32 | 15000 | 13 | 23 | .1 |
| 6 | 100.00 | 1127 | 19229 | 94.0 | 15 | 570.00 | 1067 | 6943 | 33.9 | 24 | 3200.0 | 207 | 898 | 4.4 | 33 | 18000 | 8 | 10 | |
| 7 | 120.00 | 1973 | 18102 | 88.5 | 16 | 680.00 | 1013 | 5876 | 28.7 | 25 | 3800.0 | 188 | 691 | 3.4 | 34 | 21000 | 2 | 2 | |
| 8 | 150.00 | 1490 | 16129 | 78.9 | 17 | 830.00 | 849 | 4863 | 23.8 | 26 | 4600.0 | 148 | 503 | 2.5 | | | | | |

LOWEST MEAN DISCHARGE, IN CFS, AND RANKING, FOR THE FOLLOWING NUMBER OF CONSECUTIVE DAYS IN YEAR ENDING MARCH 31

| YEAR | 1 | 3 | 7 | 14 | 30 | 60 | 90 | 120 | 183 | ANNUAL |
|---|---|---|---|---|---|---|---|---|---|---|
| 1917 | 115.00 40 | 115.00 37 | 118.00 35 | 121.00 33 | 126.00 27 | 128.00 21 | 153.00 23 | 173.00 21 | 256.00 33 | 667.00 21 |
| 1918 | 124.00 43 | 124.00 42 | 124.00 40 | 124.00 35 | 126.00 28 | 141.00 27 | 180.00 34 | 218.00 36 | 221.00 26 | 765.00 31 |
| 1919 | 87.00 21 | 91.70 20 | 94.70 22 | 98.30 22 | 115.00 23 | 130.00 22 | 157.00 25 | 174.00 22 | 196.00 20 | 748.00 29 |
| 1920 | 98.00 28 | 100.00 28 | 103.00 26 | 109.00 26 | 133.00 31 | 149.00 30 | 179.00 32 | 216.00 35 | 417.00 45 | 823.00 33 |
| 1921 | 92.00 24 | 94.00 24 | 99.30 24 | 109.00 27 | 137.00 34 | 145.00 28 | 164.00 29 | 269.00 42 | 400.00 44 | 1100.00 44 |
| 1922 | 105.00 32 | 107.00 33 | 109.00 31 | 111.00 30 | 140.00 39 | 208.00 46 | 220.00 45 | 226.00 38 | 331.00 38 | 1180.00 48 |
| 1923 | 95.00 26 | 95.00 25 | 104.00 27 | 106.00 24 | 122.00 26 | 130.00 23 | 145.00 20 | 148.00 19 | 189.00 18 | 1130.00 46 |
| 1924 | 187.00 53 | 193.00 53 | 214.00 54 | 244.00 54 | 321.00 54 | 510.00 54 | 497.00 53 | 705.00 54 | 719.00 53 | 1310.00 52 |
| 1925 | 138.00 49 | 138.00 48 | 138.00 47 | 138.00 42 | 139.00 36 | 151.00 33 | 170.00 30 | 226.00 39 | 356.00 40 | 856.00 37 |
| 1926 | 107.00 36 | 118.00 38 | 135.00 44 | 140.00 45 | 148.00 43 | 212.00 48 | 279.00 47 | 330.00 46 | 376.00 42 | 765.00 30 |
| 1930 | 95.00 27 | 130.00 43 | 138.00 48 | 138.00 43 | 140.00 37 | 155.00 36 | 199.00 39 | 307.00 45 | 681.00 52 | 1470.00 54 |
| 1931 | 70.00 9 | 91.70 21 | 97.90 23 | 109.00 25 | 112.00 21 | 114.00 20 | 127.00 18 | 127.00 15 | 140.00 11 | 280.00 2 |
| 1932 | 74.00 13 | 74.00 10 | 79.70 11 | 95.80 18 | 135.00 32 | 155.00 37 | 154.00 24 | 199.00 30 | 228.00 27 | 678.00 22 |
| 1933 | 68.00 8 | 71.00 8 | 71.60 8 | 73.20 8 | 85.60 9 | 113.00 18 | 151.00 22 | 197.00 27 | 243.00 30 | 731.00 26 |
| 1934 | 105.00 33 | 109.00 34 | 121.00 37 | 132.00 37 | 144.00 42 | 176.00 42 | 206.00 41 | 226.00 40 | 251.00 32 | 744.00 28 |
| 1935 | 54.00 5 | 54.00 4 | 55.00 3 | 57.80 3 | 66.90 5 | 76.70 4 | 80.70 4 | 88.20 3 | 88.80 1 | 183.00 1 |
| 1936 | 72.00 10 | 73.30 9 | 75.10 9 | 79.20 9 | 82.80 8 | 91.00 7 | 104.00 9 | 111.00 8 | 134.00 8 | 530.00 13 |
| 1937 | 50.00 3 | 52.00 3 | 56.40 4 | 60.00 4 | 62.10 3 | 65.50 3 | 70.70 2 | 87.50 2 | 184.00 17 | 849.00 36 |
| 1938 | 148.00 50 | 158.00 50 | 167.00 50 | 176.00 50 | 184.00 49 | 337.00 51 | 338.00 50 | 381.00 49 | 539.00 49 | 1120.00 45 |
| 1939 | 136.00 48 | 136.00 47 | 136.00 45 | 137.00 41 | 142.00 40 | 154.00 35 | 173.00 31 | 213.00 34 | 258.00 34 | 1060.00 42 |
| 1940 | 78.00 15 | 80.00 14 | 80.40 13 | 81.70 10 | 89.60 11 | 95.10 10 | 110.00 12 | 113.00 9 | 129.00 7 | 464.00 8 |
| 1941 | 46.00 2 | 48.70 2 | 51.00 2 | 53.10 2 | 57.20 2 | 62.60 2 | 64.60 1 | 74.40 1 | 95.60 2 | 311.00 3 |
| 1942 | 39.00 1 | 41.30 1 | 42.00 1 | 43.90 1 | 55.10 1 | 59.80 1 | 78.50 3 | 92.80 4 | 114.00 4 | 415.00 6 |
| 1943 | 105.00 34 | 106.00 31 | 109.00 32 | 110.00 28 | 114.00 22 | 139.00 26 | 180.00 33 | 197.00 28 | 250.00 31 | 592.00 17 |
| 1944 | 112.00 38 | 118.00 39 | 121.00 38 | 123.00 34 | 128.00 29 | 134.00 24 | 150.00 21 | 186.00 25 | 201.00 21 | 824.00 34 |
| 1945 | 60.00 6 | 63.30 6 | 67.90 6 | 71.40 6 | 78.50 7 | 84.30 5 | 94.30 5 | 93.90 5 | 97.90 3 | 555.00 16 |
| 1946 | 112.00 39 | 113.00 35 | 114.00 34 | 133.00 38 | 138.00 35 | 200.00 44 | 275.00 46 | 433.00 50 | 441.00 46 | 982.00 41 |
| 1947 | 80.00 17 | 81.30 15 | 85.60 15 | 86.70 13 | 92.60 12 | 105.00 16 | 116.00 16 | 135.00 17 | 220.00 24 | 531.00 14 |
| 1948 | 132.00 46 | 132.00 44 | 134.00 43 | 142.00 47 | 173.00 48 | 194.00 43 | 212.00 43 | 222.00 37 | 302.00 37 | 971.00 40 |
| 1949 | 106.00 35 | 106.00 32 | 108.00 30 | 111.00 31 | 135.00 33 | 149.00 31 | 163.00 28 | 199.00 31 | 347.00 39 | 1180.00 47 |
| 1950 | 101.00 31 | 105.00 30 | 112.00 33 | 127.00 36 | 149.00 44 | 160.00 39 | 199.00 40 | 209.00 33 | 273.00 35 | 1240.00 51 |
| 1951 | 135.00 47 | 140.00 49 | 150.00 49 | 161.00 49 | 220.00 50 | 257.00 49 | 389.00 52 | 366.00 47 | 517.00 47 | 1080.00 43 |
| 1952 | 90.00 22 | 92.00 22 | 93.10 21 | 97.30 21 | 98.70 17 | 104.00 14 | 115.00 15 | 135.00 18 | 221.00 25 | 928.00 39 |
| 1953 | 91.00 23 | 92.00 23 | 92.70 20 | 96.40 20 | 120.00 25 | 157.00 38 | 183.00 35 | 207.00 32 | 239.00 29 | 628.00 18 |
| 1954 | 85.00 20 | 86.30 19 | 89.00 18 | 91.80 17 | 95.00 16 | 99.40 12 | 104.00 10 | 113.00 10 | 135.00 9 | 387.00 4 |
| 1955 | 54.00 4 | 55.70 5 | 58.70 5 | 61.80 5 | 65.60 4 | 93.00 9 | 100.00 7 | 127.00 16 | 171.00 16 | 514.00 10 |
| 1956 | 73.00 11 | 76.00 12 | 82.30 14 | 87.20 14 | 109.00 19 | 151.00 32 | 212.00 44 | 283.00 44 | 371.00 41 | 679.00 23 |
| 1957 | 81.00 18 | 85.70 18 | 90.10 19 | 91.30 16 | 94.00 14 | 103.00 13 | 111.00 13 | 121.00 14 | 156.00 14 | 520.00 12 |
| 1958 | 180.00 52 | 180.00 51 | 82.00 51 | 187.00 51 | 281.00 53 | 367.00 52 | 372.00 51 | 463.00 52 | 860.00 54 | 1320.00 53 |
| 1959 | 193.00 54 | 193.00 54 | 202.00 53 | 221.00 52 | 233.00 51 | 282.00 50 | 317.00 49 | 456.00 51 | 540.00 50 | 1230.00 49 |
| 1960 | 99.00 29 | 101.00 29 | 105.00 28 | 110.00 29 | 118.00 24 | 138.00 25 | 158.00 26 | 182.00 23 | 230.00 28 | 680.00 24 |
| 1961 | 93.00 25 | 95.70 26 | 99.90 25 | 104.00 23 | 112.00 20 | 114.00 19 | 118.00 17 | 119.00 13 | 127.00 6 | 470.00 9 |
| 1962 | 122.00 42 | 123.00 41 | 126.00 41 | 141.00 46 | 160.00 47 | 209.00 47 | 210.00 42 | 246.00 41 | 281.00 36 | 920.00 38 |
| 1963 | 100.00 30 | 100.00 27 | 107.00 29 | 118.00 32 | 131.00 30 | 147.00 29 | 159.00 27 | 168.00 20 | 167.00 15 | 554.00 15 |
| 1964 | 75.00 14 | 78.30 13 | 79.90 12 | 82.00 11 | 86.30 10 | 92.30 8 | 101.00 8 | 101.00 6 | 116.00 5 | 394.00 5 |
| 1965 | 79.00 16 | 82.30 16 | 88.10 17 | 90.40 15 | 94.50 15 | 105.00 15 | 111.00 14 | 115.00 11 | 140.00 10 | 737.00 27 |
| 1966 | 82.00 19 | 84.00 17 | 86.00 16 | 96.10 19 | 101.00 18 | 111.00 17 | 128.00 19 | 185.00 24 | 193.00 19 | 446.00 7 |
| 1967 | 65.00 7 | 68.30 7 | 69.30 7 | 73.10 7 | 78.30 6 | 89.50 6 | 98.30 6 | 103.00 7 | 141.00 12 | 632.00 19 |
| 1968 | 73.00 12 | 75.30 11 | 79.40 10 | 86.30 12 | 93.60 13 | 95.20 11 | 107.00 11 | 118.00 12 | 148.00 13 | 698.00 25 |
| 1969 | 130.00 45 | 132.00 45 | 134.00 42 | 136.00 39 | 140.00 38 | 153.00 34 | 191.00 37 | 274.00 43 | 388.00 43 | 829.00 35 |
| 1970 | 172.00 51 | 180.00 52 | 194.00 52 | 222.00 53 | 249.00 52 | 424.00 53 | 507.00 54 | 556.00 53 | 582.00 51 | 810.00 32 |
| 1971 | 120.00 41 | 120.00 40 | 124.00 39 | 139.00 44 | 151.00 45 | 173.00 41 | 187.00 36 | 198.00 29 | 215.00 22 | 637.00 20 |
| 1972 | 109.00 37 | 113.00 36 | 119.00 36 | 136.00 40 | 144.00 41 | 167.00 40 | 192.00 38 | 191.00 26 | 217.00 23 | 518.00 11 |
| 1973 | 126.00 44 | 132.00 46 | 138.00 46 | 145.00 48 | 156.00 46 | 206.00 45 | 297.00 48 | 369.00 48 | 521.00 48 | 1230.00 50 |

HIGHEST MEAN DISCHARGE, IN CFS, AND RANKING, FOR THE FOLLOWING NUMBER OF CONSECUTIVE DAYS IN YEAR ENDING SEPTEMBER 30

| YEAR | 1 | 3 | 7 | 15 | 30 | 60 | 90 | 120 | 183 | ANNUAL |
|---|---|---|---|---|---|---|---|---|---|---|
| 1916 | 17700.0 8 | 14800.0 6 | 8710.0 10 | 5380.0 11 | 4490.0 8 | 3140.0 8 | 2510.0 8 | 2120.0 9 | 1700.0 12 | 1060.0 12 |
| 1917 | 8760.0 34 | 6900.0 36 | 4430.0 39 | 2990.0 40 | 2710.0 29 | 2230.0 23 | 1970.0 21 | 1740.0 21 | 1450.0 20 | 874.0 23 |
| 1918 | 6690.0 45 | 5580.0 44 | 3880.0 43 | 2320.0 49 | 1580.0 49 | 1360.0 44 | 1150.0 47 | 976.0 48 | 716.0 48 | 469.0 48 |
| 1919 | 14900.0 14 | 12800.0 13 | 8520.0 13 | 4950.0 13 | 2970.0 22 | 1970.0 31 | 1590.0 32 | 1620.0 26 | 1360.0 23 | 803.0 26 |
| 1920 | 9600.0 29 | 9260.0 23 | 8540.0 12 | 4880.0 14 | 2980.0 20 | 2200.0 26 | 1960.0 22 | 1720.0 22 | 1520.0 17 | 1090.0 10 |
| 1921 | 11200.0 21 | 9490.0 22 | 6470.0 21 | 4200.0 22 | 3390.0 16 | 2550.0 15 | 2360.0 11 | 2010.0 12 | 1510.0 18 | 916.0 17 |
| 1922 | 14800.0 15 | 13000.0 12 | 11800.0 4 | 9060.0 2 | 6460.0 1 | 4520.0 2 | 3390.0 2 | 2810.0 2 | 2630.0 1 | 1520.0 1 |
| 1923 | 10800.0 22 | 8760.0 25 | 5920.0 25 | 4050.0 24 | 2540.0 31 | 1850.0 34 | 1690.0 29 | 1500.0 30 | 1290.0 27 | 909.0 18 |
| 1924 | 15600.0 10 | 13100.0 11 | 8740.0 9 | 4870.0 16 | 3150.0 18 | 2750.0 13 | 2180.0 15 | 2350.0 6 | 2010.0 3 | 1340.0 4 |
| 1925 | 10500.0 24 | 8650.0 27 | 5050.0 35 | 2840.0 41 | 1700.0 47 | 1200.0 50 | 1220.0 46 | 1100.0 46 | 834.0 46 | 574.0 41 |
| 1926 | 13200.0 18 | 10100.0 19 | 8610.0 11 | 6130.0 9 | 5090.0 5 | 3340.0 7 | 2380.0 10 | 1890.0 15 | 1700.0 13 | 1430.0 2 |
| 1929 | 9150.0 32 | 8000.0 32 | 5720.0 30 | 3800.0 31 | 2530.0 32 | 2230.0 24 | 1850.0 26 | 1760.0 20 | 1770.0 10 | 1000.0 15 |
| 1930 | 15300.0 11 | 14100.0 7 | 12700.0 2 | 9300.0 1 | 5830.0 3 | 3580.0 4 | 3020.0 3 | 2460.0 4 | 1890.0 6 | 1050.0 13 |
| 1931 | 2540.0 55 | 1800.0 55 | 1170.0 55 | 992.0 56 | 762.0 55 | 635.0 54 | 496.0 55 | 417.0 55 | 365.0 55 | 254.0 54 |
| 1932 | 7700.0 40 | 6770.0 39 | 4940.0 36 | 3870.0 29 | 2690.0 30 | 2000.0 30 | 1660.0 30 | 1400.0 34 | 1090.0 37 | 660.0 38 |
| 1933 | 17100.0 9 | 16000.0 4 | 11800.0 3 | 6690.0 8 | 4240.0 10 | 3470.0 5 | 2660.0 6 | 2180.0 8 | 1990.0 4 | 1170.0 7 |
| 1934 | 3500.0 52 | 2950.0 52 | 2230.0 52 | 1360.0 52 | 1040.0 52 | 729.0 52 | 549.0 53 | 483.0 54 | 393.0 54 | 271.0 53 |
| 1935 | 7100.0 44 | 5560.0 45 | 4330.0 40 | 2790.0 42 | 1620.0 48 | 1050.0 51 | 969.0 51 | 836.0 51 | 631.0 51 | 370.0 51 |
| 1936 | 8200.0 38 | 6790.0 38 | 4440.0 38 | 2490.0 44 | 1560.0 50 | 1310.0 47 | 1120.0 48 | 921.0 49 | 664.0 50 | 379.0 50 |
| 1937 | 21300.0 2 | 15800.0 5 | 9630.0 7 | 7090.0 5 | 4800.0 7 | 3370.0 6 | 2580.0 7 | 2350.0 7 | 1860.0 7 | 1170.0 8 |
| 1938 | 15300.0 12 | 12200.0 14 | 7530.0 16 | 6760.0 7 | 5140.0 4 | 3790.0 3 | 2800.0 5 | 2490.0 3 | 1940.0 5 | 1250.0 6 |
| 1939 | 13500.0 17 | 11100.0 17 | 7260.0 18 | 4540.0 19 | 2940.0 23 | 2540.0 16 | 2350.0 12 | 1880.0 17 | 1360.0 24 | 780.0 29 |
| 1940 | 8320.0 37 | 7620.0 34 | 5430.0 33 | 3240.0 37 | 2020.0 40 | 1320.0 45 | 1080.0 50 | 919.0 50 | 670.0 49 | 384.0 49 |

HIGHEST MEAN DISCHARGE, IN CFS, AND RANKING, FOR THE FOLLOWING NUMBER OF CONSECUTIVE DAYS IN YEAR ENDING SEPTEMBER 30

| YEAR | 1 | 3 | 7 | 15 | 30 | 60 | 90 | 120 | 183 | ANNUAL |
|---|---|---|---|---|---|---|---|---|---|---|
| 1941 | 2640.0 54 | 2210.0 54 | 1550.0 54 | 1240.0 53 | 764.0 54 | 456.0 56 | 343.0 56 | 296.0 56 | 249.0 56 | 174.0 56 |
| 1942 | 7610.0 41 | 5590.0 43 | 3680.0 46 | 3070.0 38 | 2060.0 39 | 1690.0 37 | 1510.0 34 | 1250.0 38 | 963.0 41 | 570.0 43 |
| 1943 | 20200.0 4 | 16400.0 3 | 10300.0 5 | 7070.0 6 | 4180.0 11 | 2380.0 19 | 2050.0 19 | 1710.0 24 | 1390.0 22 | 904.0 20 |
| 1944 | 14200.0 16 | 11800.0 15 | 7280.0 17 | 4640.0 18 | 3030.0 19 | 2340.0 20 | 1880.0 24 | 1520.0 28 | 1060.0 38 | 608.0 40 |
| 1945 | 9500.0 30 | 8680.0 26 | 6040.0 24 | 3540.0 36 | 2090.0 38 | 1660.0 40 | 1650.0 31 | 1600.0 27 | 1210.0 32 | 679.0 37 |
| 1946 | 5390.0 51 | 4340.0 51 | 3190.0 51 | 2330.0 48 | 1850.0 43 | 1420.0 43 | 1390.0 41 | 1220.0 41 | 1150.0 34 | 768.0 30 |
| 1947 | 6050.0 49 | 5290.0 46 | 4070.0 42 | 2990.0 39 | 2340.0 35 | 2080.0 27 | 1750.0 28 | 1450.0 31 | 1240.0 30 | 760.0 31 |
| 1948 | 9340.0 31 | 8620.0 28 | 6650.0 20 | 5360.0 12 | 4820.0 6 | 3030.0 10 | 2400.0 9 | 2060.0 10 | 1590.0 14 | 909.0 19 |
| 1949 | 9890.0 28 | 7890.0 33 | 5060.0 34 | 4380.0 20 | 3820.0 13 | 2810.0 12 | 2280.0 13 | 2030.0 11 | 1590.0 15 | 954.0 16 |
| 1950 | 18200.0 5 | 14100.0 8 | 9050.0 8 | 8380.0 3 | 6310.0 2 | 4760.0 1 | 3820.0 1 | 3220.0 1 | 2380.0 2 | 1390.0 3 |
| 1951 | 12100.0 20 | 9640.0 21 | 5770.0 29 | 4250.0 21 | 2730.0 28 | 2230.0 25 | 1990.0 20 | 1890.0 16 | 1730.0 11 | 1020.0 14 |
| 1952 | 10200.0 25 | 8380.0 29 | 4790.0 37 | 4080.0 23 | 2930.0 24 | 2340.0 21 | 2130.0 16 | 1940.0 13 | 1580.0 16 | 903.0 21 |
| 1953 | 7510.0 42 | 6020.0 42 | 3540.0 48 | 2410.0 47 | 1830.0 44 | 1320.0 46 | 1310.0 42 | 1160.0 43 | 993.0 40 | 626.0 39 |
| 1954 | 2100.0 56 | 1700.0 56 | 1120.0 56 | 1040.0 54 | 912.0 53 | 662.0 53 | 560.0 52 | 488.0 53 | 394.0 53 | 252.0 55 |
| 1955 | 6260.0 48 | 5070.0 48 | 3250.0 50 | 2230.0 51 | 1560.0 51 | 1300.0 46 | 1230.0 44 | 1150.0 44 | 909.0 43 | 573.0 42 |
| 1956 | 8830.0 33 | 6260.0 41 | 3850.0 44 | 2470.0 45 | 1890.0 42 | 1530.0 41 | 1280.0 43 | 1320.0 35 | 1030.0 39 | 798.0 27 |
| 1957 | 18100.0 7 | 14100.0 9 | 8220.0 14 | 4880.0 15 | 3600.0 14 | 2710.0 14 | 2830.0 4 | 2410.0 5 | 1850.0 8 | 1060.0 11 |
| 1958 | 20800.0 3 | 17400.0 1 | 13500.0 1 | 7740.0 4 | 4450.0 9 | 2870.0 11 | 2100.0 17 | 1780.0 18 | 1450.0 21 | 1130.0 9 |
| 1959 | 12500.0 19 | 9860.0 20 | 5910.0 26 | 3610.0 34 | 3320.0 17 | 2400.0 18 | 1950.0 23 | 1910.0 14 | 1480.0 19 | 888.0 22 |
| 1960 | 6000.0 50 | 4670.0 50 | 3680.0 45 | 2280.0 50 | 1750.0 45 | 1210.0 49 | 1100.0 49 | 994.0 47 | 808.0 47 | 552.0 44 |
| 1961 | 8140.0 39 | 6940.0 35 | 5550.0 32 | 4040.0 25 | 2910.0 25 | 2470.0 17 | 2080.0 18 | 1720.0 23 | 1250.0 29 | 702.0 36 |
| 1962 | 15200.0 13 | 11800.0 16 | 6410.0 23 | 3980.0 26 | 2470.0 34 | 2070.0 28 | 1770.0 27 | 1430.0 33 | 1100.0 35 | 712.0 34 |
| 1963 | 18200.0 6 | 13800.0 10 | 7860.0 15 | 4850.0 17 | 3390.0 15 | 2050.0 29 | 1490.0 37 | 1180.0 42 | 838.0 44 | 497.0 47 |
| 1964 | 21800.0 1 | 17300.0 2 | 10300.0 6 | 6090.0 10 | 3920.0 12 | 3120.0 9 | 2250.0 14 | 1770.0 19 | 1290.0 28 | 707.0 35 |
| 1965 | 6440.0 47 | 5100.0 47 | 3460.0 49 | 2540.0 43 | 1920.0 41 | 1690.0 38 | 1510.0 35 | 1250.0 39 | 915.0 42 | 534.0 45 |
| 1966 | 3000.0 53 | 2570.0 53 | 1660.0 53 | 1020.0 55 | 724.0 56 | 553.0 55 | 534.0 54 | 511.0 52 | 456.0 52 | 305.0 52 |
| 1967 | 10700.0 23 | 10100.0 18 | 7000.0 19 | 3970.0 27 | 2300.0 36 | 1680.0 39 | 1470.0 38 | 1500.0 29 | 1330.0 25 | 746.0 32 |
| 1968 | 9980.0 27 | 8070.0 30 | 6440.0 22 | 3830.0 30 | 2240.0 37 | 1760.0 35 | 1490.0 36 | 1320.0 36 | 1290.0 26 | 836.0 24 |
| 1969 | 10100.0 26 | 8890.0 24 | 5840.0 27 | 3940.0 28 | 2840.0 26 | 1920.0 32 | 1460.0 39 | 1440.0 32 | 1180.0 33 | 817.0 25 |
| 1970 | 6460.0 46 | 4940.0 49 | 3550.0 47 | 2460.0 46 | 1700.0 46 | 1420.0 42 | 1410.0 40 | 1250.0 40 | 1100.0 36 | 728.0 33 |
| 1971 | 7500.0 43 | 6670.0 40 | 5640.0 31 | 3660.0 33 | 2480.0 33 | 1690.0 36 | 1220.0 45 | 1120.0 45 | 838.0 45 | 524.0 46 |
| 1972 | 8420.0 36 | 8050.0 31 | 5770.0 28 | 3790.0 32 | 2790.0 27 | 1880.0 33 | 1540.0 33 | 1300.0 37 | 1230.0 31 | 787.0 28 |
| 1973 | 8500.0 35 | 6800.0 37 | 4230.0 41 | 3550.0 35 | 2970.0 21 | 2270.0 22 | 1860.0 25 | 1670.0 25 | 1790.0 9 | 1260.0 5 |

STATISTICS CN NORMAL MONTHLY MEANS(ALL DAYS)

| OCT | NOV | DEC | JAN | FEB | MARCH | APRIL | MAY | JUNE | JULY | AUG | SEPT |
|---|---|---|---|---|---|---|---|---|---|---|---|
| BY ROWS(MEAN,VARIANCE,STANDARD DEVIATION, SKEWNESS, COEFF. OF VARIATION,PERCENTAGE OF AVERAGE FLOW) | | | | | | | | | | | |
| 0.2605E+03 | 0.5047E+03 | 0.7555E+03 | 0.1193E+04 | 0.1123E+04 | 0.1475E+04 | 0.1501E+04 | 0.9340E+03 | 0.7448E+03 | 0.4387E+03 | 0.2893E+03 | 0.3188E+03 |
| 0.4354E+05 | 0.4227E+06 | 0.5124E+06 | 0.1744E+07 | 0.4913E+06 | 0.6312E+06 | 0.1187E+07 | 0.5607E+06 | 0.5936E+06 | 0.1310E+06 | 0.7567E+05 | 0.4552E+06 |
| 0.2087E+03 | 0.6502E+03 | 0.7158E+03 | 0.1321E+04 | 0.7010E+03 | 0.7945E+03 | 0.1089E+04 | 0.7488E+03 | 0.7705E+03 | 0.3619E+03 | 0.2751E+03 | 0.6747E+03 |
| 0.1774E+01 | 0.2679E+01 | 0.1244E+01 | 0.2047E+01 | 0.7212E+00 | 0.4258E+00 | 0.1572E+01 | 0.2552E+01 | 0.2865E+01 | 0.2101E+01 | 0.2651E+01 | 0.6705E+01 |
| 0.8011E+00 | 0.1288E+01 | 0.9475E+00 | 0.1107E+01 | 0.6242E+00 | 0.5388E+00 | 0.7255E+00 | 0.8017E+00 | 0.1034E+01 | 0.8249E+00 | 0.9509E+00 | 0.2117E+01 |
| 0.2731E+01 | 0.5291E+01 | 0.7921E+01 | 0.1251E+02 | 0.1177E+02 | 0.1546E+02 | 0.1574E+02 | 0.9792E+01 | 0.7809E+01 | 0.4600E+01 | 0.3033E+01 | 0.3342E+01 |

STATISTICS ON NORMAL ANNUAL MEANS(ALL DAYS)

| MEAN | VARIANCE | STANDARD DEVIATION | SKEWNESS | COEFF. OF VARIATION | SERIAL CORR |
|---|---|---|---|---|---|
| 0.7927E+03 | 0.1012E+06 | 0.3181E+03 | 0.1693E+00 | 0.4013E+00 | 0.2741E+00 |

STATISTICS CN LOG MONTHLY MEANS(ALL DAYS)

| OCT | NOV | DEC | JAN | FEB | MARCH | APRIL | MAY | JUNE | JULY | AUG | SEPT |
|---|---|---|---|---|---|---|---|---|---|---|---|
| BY ROWS(MEAN,VARIANCE,STANDARD DEVIATION, SKEWNESS, COEFF. OF VARIATION,PERCENTAGE OF AVERAGE FLOW) | | | | | | | | | | | |
| 0.2310E+01 | 0.2491E+01 | 0.2679E+01 | 0.2838E+01 | 0.2940E+01 | 0.3093E+01 | 0.3068E+01 | 0.2869E+01 | 0.2734E+01 | 0.2522E+01 | 0.2339E+01 | 0.2295E+01 |
| 0.8482E-01 | 0.1548E+00 | 0.1870E+00 | 0.2305E+00 | 0.1235E+00 | 0.8026E-01 | 0.1022E+00 | 0.8859E-01 | 0.1049E+00 | 0.1053E+00 | 0.9248E-01 | 0.1144E+00 |
| 0.2912E+00 | 0.3935E+00 | 0.4325E+00 | 0.4801E+00 | 0.3515E+00 | 0.2833E+00 | 0.3197E+00 | 0.2976E+00 | 0.3239E+00 | 0.3245E+00 | 0.3041E+00 | 0.3383E+00 |
| 0.6392E+00 | 0.8982E+00 | 0.9578E-01 | -0.6628E-01 | -0.8737E+00 | -0.9175E+00 | -0.1847E+00 | -0.8186E-01 | 0.7240E+00 | 0.1597E+00 | 0.7680E+00 | 0.1438E+01 |
| 0.1261E+00 | 0.1580E+00 | 0.1614E+00 | 0.1691E+00 | 0.1196E+00 | 0.9161E-01 | 0.1042E+00 | 0.1037E+00 | 0.1185E+00 | 0.1287E+00 | 0.1300E+00 | 0.1474E+00 |
| 0.7179E+01 | 0.7741E+01 | 0.8326E+01 | 0.8821E+01 | 0.9136E+01 | 0.9611E+01 | 0.9535E+01 | 0.8916E+01 | 0.8495E+01 | 0.7838E+01 | 0.7270E+01 | 0.7133E+01 |

STATISTICS CN LOG ANNUAL MEANS(ALL DAYS)

| MEAN | VARIANCE | STANDARD DEVIATION | SKEWNESS | COEFF. OF VARIATION | SERIAL CORR |
|---|---|---|---|---|---|
| 0.2857E+01 | 0.4268E-01 | 0.2066E+00 | -0.9496E+00 | 0.7231E-01 | 0.2812E+00 |

ANNUAL PEAKS

| | | | | | | | |
|---|---|---|---|---|---|---|---|
| 1914 | 5940 | 1929 | 10200 | 1944 | 15200 | 1959 | 12500 |
| 1915 | 6440 | 1930 | 15300 | 1945 | 9500 | 1960 | 6260 |
| 1916 | 19500 | 1931 | 2540 | 1946 | 5740 | 1961 | 8830 |
| 1917 | 9600 | 1932 | 7900 | 1947 | 6270 | 1962 | 16900 |
| 1918 | 7160 | 1933 | 21300 | 1948 | 10500 | 1963 | 19800 |
| 1919 | 14900 | 1934 | 3700 | 1949 | 11400 | 1964 | 26600 |
| 1920 | 10600 | 1935 | 7500 | 1950 | 19000 | 1965 | 6780 |
| 1921 | 13200 | 1936 | 8650 | 1951 | 13800 | 1966 | 3700 |
| 1922 | 16000 | 1937 | 24200 | 1952 | 10800 | 1967 | 11000 |
| 1923 | 11700 | 1938 | 18500 | 1953 | 7710 | 1968 | 10300 |
| 1924 | 16500 | 1939 | 15200 | 1954 | 2340 | 1969 | 10300 |
| 1925 | 11100 | 1940 | 9020 | 1955 | 6390 | 1970 | 6820 |
| 1926 | 14200 | 1941 | 3310 | 1956 | 9340 | 1971 | 8000 |
| 1927 | 27200 | 1942 | 8370 | 1957 | 20800 | 1972 | 8900 |
| 1928 | 6910 | 1943 | 25600 | 1958 | 26600 | 1973 | 8980 |

## 03349000 White River at Noblesville, Ind.

LOCATION.--Lat 40°02'50", long 86°01'00", in SE¼SE¼ sec.36, T.19 N., R.4 E., Hamilton County, on right bank at downstream side of Logan Street bridge in Noblesville, 1.5 miles (2.4 km) upstream from Cicero Creek, 3.5 miles (5.6 km) downstream from dam at Clare, and at mile 269.0 (432.8 km).

DRAINAGE AREA.--858 mi² (2,222 km²).

REMARKS.--Flow slightly regulated by powerplant above station.

### DURATION TABLE OF DAILY DISCHARGE FOR YEAR ENDING SEPTEMBER 30

| CLASS | 0 | 1 | 2 | 3 | 4 | 5 | 6 | 7 | 8 | 9 | 10 | 11 | 12 | 13 | 14 | 15 | 16 | 17 | 18 | 19 | 20 | 21 | 22 | 23 | 24 | 25 | 26 | 27 | 28 | 29 | 30 | 31 | 32 | 33 | 34 | |
|---|---|---|---|---|---|---|---|---|---|---|---|---|---|---|---|---|---|---|---|---|---|---|---|---|---|---|---|---|---|---|---|---|---|---|---|---|
| YEAR | NUMBER OF DAYS IN CLASS | | | | | | | | | | | | | | | | | | | | | | | | | | | | | | | | | | | CFS-DAYS |
| 1947 | | | 1 | | 7 | 9 | 20 | 35 | 22 | 17 | 32 | 29 | 20 | 23 | 16 | 11 | 16 | 15 | 27 | 14 | 14 | 13 | 10 | 3 | 1 | 5 | 4 | 1 | | | | | | | | 290516.0 |
| 1948 | | | | 1 | 2 | 8 | 27 | 16 | 11 | 34 | 45 | 35 | 30 | 16 | 20 | 14 | 26 | 13 | 9 | 14 | 6 | 5 | 5 | 7 | 1 | 5 | 3 | 4 | 4 | 5 | | | | | | 350702.0 |
| 1949 | | | | 1 | | 3 | 25 | 27 | 14 | 13 | 20 | 26 | 20 | 20 | 23 | 33 | 35 | 19 | 22 | 14 | 6 | 6 | 7 | 7 | 7 | 6 | 2 | 5 | 2 | 2 | | | | | | 366879.0 |
| 1950 | | | | | 1 | 1 | 7 | 26 | 27 | 24 | 19 | 19 | 25 | 17 | 21 | 26 | 22 | 12 | 20 | 18 | 17 | 11 | 10 | 9 | 3 | 5 | 4 | 5 | 3 | 6 | 3 | 1 | 3 | | | 531196.0 |
| 1951 | | | | | | 15 | 29 | 8 | 13 | 24 | 25 | 17 | 22 | 27 | 21 | 14 | 30 | 15 | 20 | 16 | 13 | 11 | 12 | 8 | 10 | 8 | 2 | 2 | | 2 | 1 | | | | | 385921.0 |
| 1952 | | | | | 2 | 16 | 45 | 24 | 30 | 16 | 12 | 15 | 20 | 13 | 14 | 26 | 23 | 18 | 14 | 12 | 17 | 14 | 9 | 6 | 11 | 2 | 1 | 1 | 3 | 2 | | | | | | 342673.0 |
| 1953 | | | | | 4 | 6 | 32 | 46 | 11 | 22 | 16 | 18 | 23 | 37 | 31 | 29 | 21 | 19 | 14 | 8 | 8 | 6 | 1 | 5 | 2 | 3 | 1 | 2 | | | | | | | | 239890.0 |
| 1954 | | 1 | 8 | 18 | 11 | 27 | 87 | 38 | 27 | 30 | 30 | 21 | 12 | 12 | 12 | 9 | 8 | 4 | 2 | 4 | 3 | 1 | | | | | | | | | | | | | | 97195.0 |
| 1955 | | | | 2 | 14 | 6 | 10 | 28 | 41 | 25 | 45 | 22 | 20 | 18 | 19 | 17 | 19 | 18 | 17 | 20 | 5 | 7 | 5 | 1 | 3 | | 2 | 1 | | | | | | | | 227744.0 |
| 1956 | | | | | 1 | 16 | 17 | 18 | 10 | 24 | 27 | 25 | 20 | 33 | 20 | 24 | 24 | 30 | 16 | 20 | 9 | 8 | 6 | 3 | 6 | 3 | 2 | 2 | 2 | | | | | | | 309067.0 |
| 1957 | | | | 2 | 8 | 11 | 41 | 11 | 9 | 34 | 22 | 17 | 29 | 21 | 20 | 18 | 16 | 15 | 8 | 15 | 9 | 18 | 7 | 6 | 8 | 7 | 3 | 4 | 1 | 3 | | 1 | 1 | | | 396601.0 |
| 1958 | | | | | | | | | | 15 | 25 | 32 | 35 | 47 | 45 | 39 | 33 | 15 | 15 | 12 | 9 | 7 | 12 | 6 | 4 | 1 | 2 | 2 | 1 | 3 | 2 | 1 | 1 | 1 | | 423357.0 |
| 1959 | | | | | 3 | 10 | 21 | 23 | 10 | 37 | 40 | 22 | 21 | 10 | 7 | 23 | 24 | 25 | 22 | 14 | 9 | 13 | 10 | 3 | 7 | 1 | 3 | 1 | 2 | 3 | 1 | | | | | 343361.0 |
| 1960 | | | | | 4 | 17 | 25 | 24 | 8 | 34 | 22 | 34 | 46 | 30 | 33 | 25 | 14 | 12 | 8 | 9 | | 6 | 7 | 2 | 3 | 2 | 1 | | | | | | | | | 211705.0 |
| 1961 | | | | | 2 | 37 | 78 | 31 | 16 | 12 | 29 | 21 | 20 | 15 | 9 | 10 | 9 | 9 | 7 | 11 | 6 | 9 | 5 | 5 | 11 | 5 | 4 | 2 | 2 | | | | | | | 272131.0 |
| 1962 | | | | | | 1 | 32 | 32 | 18 | 23 | 40 | 31 | 27 | 40 | 23 | 16 | 21 | 12 | 8 | 7 | 8 | 1 | 7 | 6 | 4 | 1 | 3 | 2 | | | | 2 | | | | 267835.0 |
| 1963 | | | | 1 | 10 | 19 | 59 | 66 | 45 | 34 | 25 | 16 | 23 | 10 | 6 | 6 | 7 | 5 | 7 | 4 | 2 | 3 | 6 | 4 | 2 | 2 | | | | | 2 | | 1 | | | 189633.0 |
| 1964 | | | | 8 | 41 | 40 | 64 | 39 | 19 | 21 | 20 | 12 | 10 | 5 | 10 | 17 | 10 | 6 | 4 | 5 | 4 | 1 | 6 | 5 | 2 | 7 | 2 | 1 | 3 | 1 | | 1 | 1 | | 1 | 277734.0 |
| 1965 | | | | | 12 | 48 | 56 | 47 | 17 | 23 | 9 | 21 | 18 | 9 | 12 | 14 | 22 | 14 | 7 | 6 | 4 | 4 | 3 | 6 | 5 | 6 | 1 | 1 | | | | | | | | 212987.0 |
| 1966 | | | | 11 | 16 | 25 | 27 | 67 | 30 | 32 | 40 | 24 | 26 | 17 | 13 | 11 | 11 | 4 | 3 | 1 | 4 | 1 | | 2 | | | | | | | | | | | | 115760.0 |
| 1967 | | | | | | 28 | 67 | 26 | 13 | 21 | 19 | 21 | 18 | 24 | 20 | 13 | 14 | 11 | 12 | 9 | 14 | 9 | 5 | 9 | 4 | 3 | 1 | | 1 | 3 | | | | | | 276625.0 |
| 1968 | | | | | | 4 | 15 | 36 | 23 | 17 | 13 | 54 | 37 | 24 | 18 | 23 | 9 | 24 | 11 | 12 | 11 | 7 | 7 | 3 | 5 | 2 | 6 | 4 | | 1 | | | | | | 306953.0 |
| 1969 | | | | | | | 1 | 30 | 11 | 19 | 25 | 36.39 | 32 | 39 | 37 | 19 | 16 | 11 | 12 | 7 | 7 | 7 | 4 | 2 | 4 | 3 | 1 | | | 3 | | | | | | 302408.0 |
| 1970 | | | | | | | 1 | 27 | 22 | 22 | 42 | 30 | 31 | 27 | 22 | 31 | 19 | 26 | 12 | 18 | 3 | 7 | 6 | 8 | 2 | 4 | 2 | 3 | | | | | | | | 287500.9 |
| 1971 | | | | | | | 19 | 38 | 51 | 52 | 59 | 21 | 26 | 21 | 12 | 11 | 13 | 10 | 5 | 5 | 4 | 5 | 2 | 1 | 1 | 5 | 1 | 2 | 1 | | | | | | | 198088.0 |
| 1972 | | | | | | | | 46 | 46 | 14 | 20 | 19 | 28 | 24 | 26 | 35 | 23 | 14 | 14 | 14 | 9 | 8 | 8 | 4 | 2 | 5 | 2 | 2 | 3 | | | | | | | 303694.0 |
| 1973 | | | | | | | | | | 23 | 14 | 21 | 14 | 25 | 34 | 26 | 28 | 26 | 24 | 33 | 15 | 23 | 15 | 12 | 10 | 8 | 6 | 6 | 2 | | | | | | | 503064.0 |

| CLASS | CFS | TOTAL | ACCUM | PERCT | CLASS | CFS | TOTAL | ACCUM | PERCT | CLASS | CFS | TOTAL | ACCUM | PERCT | CLASS | CFS | TOTAL | ACCUM | PERCT |
|---|---|---|---|---|---|---|---|---|---|---|---|---|---|---|---|---|---|---|---|
| 0 | 0.00 | 0 | 9862 | 100.0 | 9 | 200.00 | 662 | 7165 | 72.7 | 18 | 1100.0 | 339 | 1825 | 18.5 | 27 | 6000 | 54 | 142 | 1.4 |
| 1 | 44.00 | 1 | 9862 | 100.0 | 10 | 240.00 | 735 | 6503 | 65.9 | 19 | 1300.0 | 327 | 1486 | 15.1 | 28 | 7300 | 30 | 88 | .8 |
| 2 | 53.00 | 9 | 9861 | 100.0 | 11 | 290.00 | 659 | 5768 | 58.5 | 20 | 1600.0 | 216 | 1159 | 11.8 | 29 | 8800 | 34 | 58 | .5 |
| 3 | 64.00 | 44 | 9852 | 99.9 | 12 | 350.00 | 660 | 5109 | 51.8 | 21 | 1900.0 | 211 | 943 | 9.6 | 30 | 11000 | 9 | 24 | .2 |
| 4 | 78.00 | 138 | 9808 | 99.5 | 13 | 430.00 | 597 | 4449 | 45.1 | 22 | 2300.0 | 178 | 732 | 7.4 | 31 | 13000 | 6 | 15 | .1 |
| 5 | 94.00 | 347 | 9670 | 98.1 | 14 | 520.00 | 546 | 3852 | 39.1 | 23 | 2800.0 | 135 | 554 | 5.6 | 32 | 16000 | 7 | 9 | |
| 6 | 110.00 | 805 | 9323 | 94.5 | 15 | 620.00 | 558 | 3306 | 33.5 | 24 | 3400.0 | 116 | 419 | 4.2 | 33 | 19000 | 1 | 2 | |
| 7 | 140.00 | 809 | 8518 | 86.4 | 16 | 750.00 | 516 | 2748 | 27.9 | 25 | 4100.0 | 100 | 303 | 3.1 | 34 | 23000 | 1 | 1 | |
| 8 | 170.00 | 544 | 7709 | 78.2 | 17 | 910.00 | 407 | 2232 | 22.6 | 26 | 5000.0 | 61 | 203 | 2.1 | | | | | |

### LOWEST MEAN DISCHARGE, IN CFS, AND RANKING, FOR THE FOLLOWING NUMBER OF CONSECUTIVE DAYS IN YEAR ENDING MARCH 31

| YEAR | 1 | | 3 | | 7 | | 14 | | 30 | | 60 | | 90 | | 120 | | 183 | | ANNUAL | |
|---|---|---|---|---|---|---|---|---|---|---|---|---|---|---|---|---|---|---|---|---|
| 1948 | 104.00 | 19 | 118.00 | 18 | 126.00 | 18 | 134.00 | 16 | 174.00 | 21 | 196.00 | 20 | 222.00 | 20 | 232.00 | 18 | 312.00 | 18 | 1020.00 | 20 |
| 1949 | 64.00 | 2 | 97.00 | 13 | 101.00 | 12 | 116.00 | 14 | 130.00 | 14 | 149.00 | 12 | 174.00 | 13 | 228.00 | 17 | 373.00 | 19 | 1240.00 | 22 |
| 1950 | 77.00 | 7 | 115.00 | 17 | 122.00 | 17 | 140.00 | 18 | 157.00 | 19 | 167.00 | 17 | 215.00 | 19 | 216.00 | 16 | 294.00 | 17 | 1300.00 | 24 |
| 1951 | 81.00 | 8 | 138.00 | 21 | 147.00 | 21 | 164.00 | 22 | 230.00 | 23 | 265.00 | 23 | 397.00 | 25 | 377.00 | 22 | 529.00 | 22 | 1120.00 | 21 |
| 1952 | 96.00 | 17 | 98.30 | 14 | 107.00 | 14 | 112.00 | 12 | 116.00 | 10 | 119.00 | 9 | 129.00 | 9 | 150.00 | 9 | 231.00 | 13 | 974.00 | 19 |
| 1953 | 90.00 | 14 | 93.30 | 11 | 100.00 | 11 | 105.00 | 10 | 130.00 | 15 | 165.00 | 16 | 190.00 | 14 | 209.00 | 15 | 242.00 | 15 | 646.00 | 10 |
| 1954 | 84.00 | 11 | 87.30 | 7 | 91.70 | 7 | 99.10 | 7 | 106.00 | 6 | 112.00 | 6 | 116.00 | 5 | 124.00 | 5 | 148.00 | 4 | 410.00 | 1 |
| 1955 | 44.00 | 1 | 53.30 | 1 | 58.10 | 1 | 62.60 | 1 | 66.80 | 1 | 101.00 | 3 | 109.00 | 2 | 135.00 | 7 | 183.00 | 9 | 549.00 | 6 |
| 1956 | 83.00 | 10 | 84.30 | 5 | 85.90 | 5 | 90.10 | 5 | 120.00 | 11 | 161.00 | 14 | 232.00 | 21 | 308.00 | 21 | 398.00 | 21 | 719.00 | 14 |
| 1957 | 72.00 | 4 | 77.30 | 4 | 85.00 | 4 | 89.90 | 4 | 97.40 | 4 | 110.00 | 5 | 116.00 | 6 | 124.00 | 6 | 164.00 | 6 | 557.00 | 7 |
| 1958 | 200.00 | 25 | 204.00 | 25 | 213.00 | 25 | 216.00 | 24 | 303.00 | 26 | 383.00 | 25 | 382.00 | 24 | 472.00 | 24 | 899.00 | 26 | 1360.00 | 26 |
| 1959 | 211.00 | 26 | 219.00 | 26 | 228.00 | 26 | 236.00 | 26 | 245.00 | 24 | 303.00 | 24 | 342.00 | 23 | 494.00 | 25 | 576.00 | 24 | 1280.00 | 23 |
| 1960 | 82.00 | 9 | 91.00 | 9 | 94.00 | 8 | 104.00 | 9 | 120.00 | 12 | 141.00 | 11 | 158.00 | 11 | 186.00 | 11 | 234.00 | 14 | 712.00 | 12 |
| 1961 | 86.00 | 13 | 91.30 | 10 | 95.00 | 9 | 101.00 | 8 | 103.00 | 5 | 106.00 | 4 | 112.00 | 3 | 115.00 | 2 | 126.00 | 2 | 505.00 | 4 |
| 1962 | 103.00 | 18 | 107.00 | 16 | 114.00 | 16 | 135.00 | 17 | 159.00 | 20 | 200.00 | 21 | 207.00 | 18 | 252.00 | 19 | 287.00 | 16 | 955.00 | 18 |
| 1963 | 91.00 | 15 | 101.00 | 15 | 107.00 | 15 | 116.00 | 15 | 129.00 | 13 | 152.00 | 13 | 167.00 | 12 | 180.00 | 10 | 179.00 | 8 | 576.00 | 8 |
| 1964 | 74.00 | 5 | 75.00 | 3 | 76.60 | 3 | 78.90 | 3 | 86.80 | 3 | 91.30 | 1 | 98.40 | 1 | 99.70 | 1 | 114.00 | 1 | 411.00 | 2 |
| 1965 | 74.00 | 6 | 85.70 | 6 | 90.00 | 6 | 96.90 | 6 | 111.00 | 7 | 114.00 | 7 | 117.00 | 7 | 123.00 | 4 | 148.00 | 3 | 804.00 | 15 |
| 1966 | 85.00 | 12 | 87.70 | 8 | 99.30 | 10 | 110.00 | 11 | 113.00 | 8 | 124.00 | 10 | 139.00 | 10 | 197.00 | 13 | 203.00 | 10 | 476.00 | 3 |
| 1967 | 71.00 | 3 | 74.30 | 2 | 74.90 | 2 | 76.40 | 2 | 84.20 | 2 | 97.80 | 2 | 112.00 | 4 | 116.00 | 3 | 158.00 | 5 | 640.00 | 9 |
| 1968 | 94.00 | 16 | 96.70 | 12 | 104.00 | 13 | 113.00 | 13 | 115.00 | 9 | 117.00 | 8 | 129.00 | 8 | 138.00 | 8 | 167.00 | 7 | 713.00 | 13 |
| 1969 | 136.00 | 22 | 139.00 | 22 | 148.00 | 22 | 154.00 | 21 | 156.00 | 18 | 165.00 | 15 | 202.00 | 17 | 278.00 | 20 | 387.00 | 20 | 845.00 | 17 |
| 1970 | 186.00 | 24 | 193.00 | 24 | 205.00 | 24 | 223.00 | 25 | 248.00 | 25 | 420.00 | 26 | 505.00 | 26 | 552.00 | 26 | 588.00 | 25 | 842.00 | 16 |
| 1971 | 130.00 | 21 | 130.00 | 20 | 135.00 | 20 | 148.00 | 20 | 154.00 | 17 | 181.00 | 19 | 193.00 | 15 | 205.00 | 14 | 223.00 | 11 | 677.00 | 11 |
| 1972 | 123.00 | 20 | 127.00 | 19 | 133.00 | 19 | 145.00 | 19 | 151.00 | 16 | 175.00 | 18 | 196.00 | 16 | 195.00 | 12 | 224.00 | 12 | 536.00 | 5 |
| 1973 | 156.00 | 23 | 159.00 | 23 | 162.00 | 23 | 167.00 | 23 | 175.00 | 22 | 213.00 | 22 | 294.00 | 22 | 380.00 | 23 | 543.00 | 23 | 1340.00 | 25 |

HIGHEST MEAN DISCHARGE, IN CFS, AND RANKING, FOR THE FOLLOWING NUMBER OF CONSECUTIVE DAYS IN YEAR ENDING SEPTEMBER 30

| YEAR | 1 | | 3 | | 7 | | 15 | | 30 | | 60 | | 90 | | 120 | | 183 | | ANNUAL | |
|---|---|---|---|---|---|---|---|---|---|---|---|---|---|---|---|---|---|---|---|---|
| 1947 | 6380.0 | 24 | 5420.0 | 24 | 4170.0 | 20 | 3080.0 | 19 | 2420.0 | 17 | 2180.0 | 12 | 1840.0 | 12 | 1520.0 | 12 | 1300.0 | 14 | 796.0 | 14 |
| 1948 | 10800.0 | 9 | 9520.0 | 11 | 7160.0 | 6 | 5660.0 | 4 | 5120.0 | 2 | 3190.0 | 3 | 2530.0 | 3 | 2160.0 | 3 | 1660.0 | 5 | 958.0 | 7 |
| 1949 | 10700.0 | 10 | 8640.0 | 13 | 5610.0 | 16 | 4790.0 | 7 | 4150.0 | 5 | 3030.0 | 4 | 2440.0 | 5 | 2140.0 | 4 | 1660.0 | 6 | 1010.0 | 6 |
| 1950 | 18800.0 | 3 | 15600.0 | 3 | 9900.0 | 3 | 9060.0 | 1 | 6730.0 | 1 | 5020.0 | 1 | 4010.0 | 1 | 3380.0 | 1 | 2480.0 | 1 | 1460.0 | 1 |
| 1951 | 11500.0 | 8 | 9660.0 | 9 | 6000.0 | 13 | 4430.0 | 8 | 2850.0 | 14 | 2350.0 | 11 | 2080.0 | 10 | 1930.0 | 8 | 1800.0 | 4 | 1060.0 | 5 |
| 1952 | 10300.0 | 13 | 8740.0 | 12 | 5150.0 | 17 | 4350.0 | 9 | 3120.0 | 10 | 2460.0 | 10 | 2240.0 | 6 | 2040.0 | 5 | 1640.0 | 7 | 936.0 | 9 |
| 1953 | 7160.0 | 20 | 6010.0 | 20 | 3690.0 | 25 | 2560.0 | 23 | 1980.0 | 21 | 1420.0 | 23 | 1400.0 | 21 | 1230.0 | 22 | 1050.0 | 20 | 657.0 | 20 |
| 1954 | 2220.0 | 27 | 1700.0 | 27 | 1150.0 | 27 | 1070.0 | 26 | 934.0 | 26 | 683.0 | 26 | 582.0 | 26 | 511.0 | 27 | 412.0 | 27 | 266.0 | 27 |
| 1955 | 7000.0 | 21 | 5920.0 | 21 | 3750.0 | 23 | 2560.0 | 24 | 1690.0 | 25 | 1390.0 | 24 | 1330.0 | 22 | 1250.0 | 21 | 992.0 | 22 | 624.0 | 21 |
| 1956 | 7520.0 | 19 | 6160.0 | 19 | 4470.0 | 19 | 2860.0 | 20 | 1940.0 | 22 | 1580.0 | 21 | 1330.0 | 23 | 1410.0 | 16 | 1110.0 | 19 | 844.0 | 10 |
| 1957 | 17600.0 | 5 | 14500.0 | 4 | 8510.0 | 4 | 4940.0 | 6 | 3680.0 | 6 | 2770.0 | 6 | 2880.0 | 2 | 2450.0 | 2 | 1900.0 | 3 | 1090.0 | 4 |
| 1958 | 22700.0 | 2 | 17900.0 | 2 | 13900.0 | 1 | 7950.0 | 2 | 4540.0 | 3 | 2930.0 | 5 | 2150.0 | 8 | 1810.0 | 11 | 1490.0 | 9 | 1160.0 | 3 |
| 1959 | 12300.0 | 7 | 10100.0 | 7 | 6190.0 | 11 | 3800.0 | 16 | 3510.0 | 8 | 2540.0 | 8 | 2080.0 | 9 | 2030.0 | 6 | 1570.0 | 8 | 941.0 | 8 |
| 1960 | 5810.0 | 25 | 4760.0 | 25 | 3730.0 | 24 | 2360.0 | 25 | 1790.0 | 24 | 1260.0 | 25 | 1150.0 | 25 | 1040.0 | 25 | 855.0 | 25 | 578.0 | 23 |
| 1961 | 7940.0 | 17 | 6760.0 | 18 | 5720.0 | 15 | 4240.0 | 11 | 3080.0 | 11 | 2670.0 | 7 | 2240.0 | 7 | 1860.0 | 9 | 1330.0 | 12 | 746.0 | 18 |
| 1962 | 13200.0 | 6 | 10800.0 | 6 | 6220.0 | 9 | 3900.0 | 15 | 2450.0 | 16 | 2110.0 | 14 | 1810.0 | 13 | 1480.0 | 15 | 1130.0 | 18 | 734.0 | 19 |
| 1963 | 18300.0 | 4 | 14300.0 | 5 | 7970.0 | 5 | 4990.0 | 5 | 3520.0 | 7 | 2130.0 | 13 | 1540.0 | 17 | 1220.0 | 23 | 870.0 | 23 | 520.0 | 25 |
| 1964 | 25200.0 | 1 | 19800.0 | 1 | 11800.0 | 2 | 6900.0 | 3 | 4380.0 | 4 | 3420.0 | 2 | 2460.0 | 4 | 1930.0 | 7 | 1400.0 | 10 | 759.0 | 16 |
| 1965 | 6680.0 | 22 | 5490.0 | 22 | 3930.0 | 22 | 2860.0 | 21 | 2130.0 | 20 | 1880.0 | 17 | 1670.0 | 14 | 1380.0 | 18 | 1000.0 | 21 | 584.0 | 22 |
| 1966 | 3300.0 | 26 | 2710.0 | 26 | 1720.0 | 26 | 1060.0 | 27 | 747.0 | 27 | 566.0 | 27 | 548.0 | 27 | 524.0 | 26 | 468.0 | 26 | 317.0 | 26 |
| 1967 | 10700.0 | 11 | 10000.0 | 8 | 7070.0 | 7 | 4020.0 | 13 | 2280.0 | 18 | 1660.0 | 20 | 1470.0 | 20 | 1490.0 | 13 | 1340.0 | 11 | 758.0 | 17 |
| 1968 | 9450.0 | 14 | 7930.0 | 15 | 6250.0 | 8 | 3760.0 | 17 | 2220.0 | 19 | 1750.0 | 19 | 1480.0 | 19 | 1340.0 | 20 | 1290.0 | 15 | 839.0 | 11 |
| 1969 | 10600.0 | 12 | 9560.0 | 10 | 6210.0 | 10 | 4250.0 | 10 | 3070.0 | 12 | 2030.0 | 15 | 1530.0 | 18 | 1480.0 | 14 | 1210.0 | 16 | 829.0 | 13 |
| 1970 | 6560.0 | 23 | 5480.0 | 23 | 4020.0 | 21 | 2770.0 | 22 | 1860.0 | 23 | 1540.0 | 22 | 1550.0 | 16 | 1380.0 | 19 | 1200.0 | 17 | 788.0 | 15 |
| 1971 | 7710.0 | 18 | 6780.0 | 17 | 5760.0 | 14 | 3760.0 | 18 | 2560.0 | 15 | 1770.0 | 18 | 1280.0 | 24 | 1150.0 | 24 | 868.0 | 24 | 543.0 | 24 |
| 1972 | 8710.0 | 15 | 8510.0 | 14 | 6180.0 | 12 | 4120.0 | 12 | 3030.0 | 13 | 2020.0 | 16 | 1650.0 | 15 | 1400.0 | 17 | 1310.0 | 13 | 830.0 | 12 |
| 1973 | 8380.0 | 16 | 7280.0 | 16 | 4650.0 | 18 | 3960.0 | 14 | 3320.0 | 9 | 2520.0 | 9 | 2040.0 | 11 | 1840.0 | 10 | 1980.0 | 2 | 1380.0 | 2 |

STATISTICS ON NORMAL MONTHLY MEANS(ALL DAYS)

| OCT | NOV | DEC | JAN | FEB | MARCH | APRIL | MAY | JUNE | JULY | AUG | SEPT |
|---|---|---|---|---|---|---|---|---|---|---|---|
| BY ROWS(MEAN,VARIANCE,STANDARD DEVIATION, SKEWNESS, COEFF. OF VARIATION,PERCENTAGE OF AVERAGE FLOW) | | | | | | | | | | | |
| 0.2567E+03 | 0.4999E+03 | 0.7805E+03 | 0.1282E+04 | 0.1236E+04 | 0.1500E+04 | 0.1591E+04 | 0.8887E+03 | 0.7945E+03 | 0.4585E+03 | 0.2855E+03 | 0.2309E+03 |
| 0.3258E+05 | 0.3813E+06 | 0.5119E+06 | 0.1875E+07 | 0.7023E+06 | 0.6473E+06 | 0.1072E+07 | 0.1896E+06 | 0.8258E+06 | 0.8960E+05 | 0.5266E+05 | 0.2188E+05 |
| 0.1805E+03 | 0.6175E+03 | 0.7155E+03 | 0.1369E+04 | 0.8380E+03 | 0.8045E+03 | 0.1035E+04 | 0.4354E+03 | 0.9087E+03 | 0.2993E+03 | 0.2295E+03 | 0.1479E+03 |
| 0.1581E+01 | 0.2529E+01 | 0.1163E+01 | 0.2522E+01 | 0.8899E+00 | 0.5343E+00 | 0.1074E+01 | 0.1040E+01 | 0.3096E+01 | 0.1520E+01 | 0.2086E+01 | 0.1280E+01 |
| 0.7030E+00 | 0.1235E+01 | 0.5167E+00 | 0.1068E+01 | 0.6781E+00 | 0.5363E+00 | 0.6505E+00 | 0.4899E+00 | 0.1144E+01 | 0.6529E+00 | 0.8039E+00 | 0.6406E+00 |
| 0.2619E+01 | 0.5099E+01 | 0.7961E+01 | 0.1308E+02 | 0.1260E+02 | 0.1530E+02 | 0.1623E+02 | 0.9064E+01 | 0.8103E+01 | 0.4676E+01 | 0.2912E+01 | 0.2355E+01 |

STATISTICS ON NORMAL ANNUAL MEANS(ALL DAYS)

| MEAN | VARIANCE | STANDARD DEVIATION | SKEWNESS | COEFF. OF VARIATION | SERIAL CORR |
|---|---|---|---|---|---|
| 0.8143E+03 | 0.7569E+05 | 0.2751E+03 | 0.3230E+00 | 0.3379E+00 | 0.4693E+00 |

STATISTICS ON LOG MONTHLY MEANS(ALL DAYS)

| OCT | NOV | DEC | JAN | FEB | MARCH | APRIL | MAY | JUNE | JULY | AUG | SEPT |
|---|---|---|---|---|---|---|---|---|---|---|---|
| BY ROWS(MEAN,VARIANCE,STANDARD DEVIATION, SKEWNESS, COEFF. OF VARIATION,PERCENTAGE OF AVERAGE FLOW) | | | | | | | | | | | |
| 0.2327E+01 | 0.2494E+01 | 0.2711E+01 | 0.2911E+01 | 0.2974E+01 | 0.3109E+01 | 0.3112E+01 | 0.2902E+01 | 0.2758E+01 | 0.2580E+01 | 0.2365E+01 | 0.2289E+01 |
| 0.6825E-01 | 0.1537E+00 | 0.1727E+00 | 0.1907E+00 | 0.1290E+00 | 0.6538E-01 | 0.8615E-01 | 0.4133E-01 | 0.9818E-01 | 0.7449E-01 | 0.6840E-01 | 0.6388E-01 |
| 0.2612E+00 | 0.3921E+00 | 0.4155E+00 | 0.4367E+00 | 0.3591E+00 | 0.2557E+00 | 0.2935E+00 | 0.2033E+00 | 0.3133E+00 | 0.2729E+00 | 0.2615E+00 | 0.2527E+00 |
| 0.6442E+00 | 0.5780E+00 | 0.9913E-01 | -0.1265E+00 | -0.7025E+00 | -0.2999E+00 | -0.1838E+00 | 0.1929E+00 | 0.1312E+01 | 0.4818E-01 | 0.1123E+01 | 0.4516E+00 |
| 0.1123E+00 | 0.1572E+00 | 0.1533E+00 | 0.1500E+00 | 0.1206E+00 | 0.8224E-01 | 0.9432E-01 | 0.7005E-01 | 0.1136E+00 | 0.1058E+00 | 0.1106E+00 | 0.1104E+00 |
| 0.7153E+01 | 0.7666E+01 | 0.8333E+01 | 0.8948E+01 | 0.9142E+01 | 0.9558E+01 | 0.9566E+01 | 0.8922E+01 | 0.8477E+01 | 0.7930E+01 | 0.7269E+01 | 0.7036E+01 |

STATISTICS ON LOG ANNUAL MEANS(ALL DAYS)

| MEAN | VARIANCE | STANDARD DEVIATION | SKEWNESS | COEFF. OF VARIATION | SERIAL CORR |
|---|---|---|---|---|---|
| 0.2884E+01 | 0.2741E-01 | 0.1656E+00 | -0.1001E+01 | 0.5742E-01 | 0.3748E+00 |

ANNUAL PEAKS

| | | | |
|---|---|---|---|
| 1947 | 6640 | 1961 | 8360 |
| 1948 | 11400 | 1962 | 14700 |
| 1949 | 11300 | 1963 | 19100 |
| 1950 | 19500 | 1964 | 26800 |
| 1951 | 13300 | 1965 | 6920 |
| 1952 | 10500 | 1966 | 3950 |
| 1953 | 7560 | 1967 | 10900 |
| 1954 | 2340 | 1968 | 9840 |
| 1955 | 7140 | 1969 | 10800 |
| 1956 | 8150 | 1970 | 6910 |
| 1957 | 21100 | 1971 | 7940 |
| 1958 | 24000 | 1972 | 9080 |
| 1959 | 13500 | 1973 | 8850 |
| 1960 | 6020 | | |

## 03349500 Cicero Creek near Arcadia, Ind.

LOCATION.--Lat 40°10'34", long 85°59'43", in NW¼NW¼ sec.20, T.20 N., R.5 E., Hamilton County, on left bank at downstream side of bridge, 1.5 miles (2.4 km) east of Arcadia, and 10 miles (16 km) upstream from Morse Dam.

DRAINAGE AREA.--131 mi² (339 km²).

### DURATION TABLE OF DAILY DISCHARGE FOR YEAR ENDING SEPTEMBER 30

| CLASS | 0 | 1 | 2 | 3 | 4 | 5 | 6 | 7 | 8 | 9 | 10 | 11 | 12 | 13 | 14 | 15 | 16 | 17 | 18 | 19 | 20 | 21 | 22 | 23 | 24 | 25 | 26 | 27 | 28 | 29 | 30 | 31 | 32 | 33 | 34 | |
|---|---|---|---|---|---|---|---|---|---|---|---|---|---|---|---|---|---|---|---|---|---|---|---|---|---|---|---|---|---|---|---|---|---|---|---|---|
| YEAR | NUMBER OF DAYS IN CLASS | | | | | | | | | | | | | | | | | | | | | | | | | | | | | | | | | | | CFS-DAYS |
| 1955 | | | | | 2 | 6 | 19 | 10 | 4 | 10 | 26 | 22 | 16 | 11 | 22 | 18 | 21 | 26 | 15 | 19 | 32 | 18 | 19 | 19 | 12 | 7 | 3 | 3 | 2 | 2 | 1 | | | | | 31755.7 |
| 1956 | | | | | | 4 | 4 | 8 | 10 | 10 | 8 | 5 | 7 | 10 | 28 | 20 | 18 | 28 | 23 | 32 | 38 | 27 | 25 | 17 | 13 | 7 | 7 | 2 | 7 | 4 | 4 | | | | | 46841.1 |
| 1957 | | | 1 | 1 | 5 | 12 | 24 | 14 | 3 | | 3 | 2 | 5 | 6 | 7 | 14 | 12 | 11 | 14 | 26 | 33 | 37 | 20 | 17 | 18 | 17 | 16 | 11 | 9 | 13 | 7 | 4 | | 1 | 1 | 1 | 73464.0 |
| 1958 | | | | | | | | | | | | 6 | 10 | 19 | 16 | 23 | 36 | 41 | 43 | 35 | 25 | 21 | 10 | 15 | 10 | 16 | 8 | 9 | 7 | 5 | 4 | 3 | 3 | | | 64958.3 |
| 1959 | | | | | 1 | 10 | 10 | 6 | 9 | 13 | 8 | 9 | 13 | 13 | 23 | 18 | 14 | 19 | 14 | 19 | 23 | 20 | 24 | 24 | 24 | 12 | 12 | 6 | 7 | 7 | 3 | | 3 | 1 | | | 49414.5 |
| 1960 | | | | | | | 2 | 1 | 8 | 12 | 4 | 5 | 6 | 4 | 32 | 25 | 23 | 44 | 42 | 38 | 26 | 22 | 13 | 14 | 16 | 6 | 6 | 5 | 4 | 5 | 3 | | | | | 33656.4 |
| 1961 | | | | | | 2 | 8 | 26 | 34 | 20 | 23 | 19 | 16 | 10 | 14 | 19 | 17 | 15 | 16 | 12 | 17 | 17 | 10 | 7 | 11 | 7 | 12 | 11 | 6 | 11 | 2 | 3 | | | | | 40336.3 |
| 1962 | | | | | | | | 11 | 20 | 20 | 29 | 13 | 2 | 14 | 7 | 25 | 51 | 42 | 20 | 24 | 16 | 20 | 10 | 8 | 5 | 8 | 5 | 6 | 4 | 2 | 1 | | 1 | 1 | | | 36183.1 |
| 1963 | | | | | | 2 | 7 | 21 | 9 | 9 | 20 | 34 | 31 | 27 | 43 | 27 | 17 | 16 | 21 | 14 | 8 | 10 | 7 | 3 | 3 | 2 | 12 | 8 | 5 | 6 | 1 | | | 2 | | | 31038.3 |
| 1964 | | | | | 8 | 18 | 25 | 32 | 17 | 27 | 23 | 23 | 28 | 13 | 19 | 10 | 12 | 6 | 9 | 9 | 10 | 11 | 6 | 13 | 9 | 5 | 8 | 5 | 6 | 6 | 4 | 1 | 1 | 1 | 1 | | | 36969.4 |
| 1965 | | | | | | 10 | 23 | 43 | 33 | 22 | 20 | 15 | 7 | 11 | 6 | 22 | 10 | 10 | 14 | 17 | 12 | 22 | 12 | 14 | 7 | 5 | 8 | 7 | 8 | 5 | 1 | 1 | | | | | 29840.8 |
| 1966 | | | | | 1 | 6 | 17 | 22 | 13 | 8 | 4 | 14 | 25 | 36 | 28 | 37 | 17 | 22 | 24 | 20 | 15 | 18 | 14 | 9 | 6 | 4 | 2 | | 2 | 1 | | | | | | | 16078.4 |
| 1967 | | | | 7 | 7 | 13 | 11 | 19 | 29 | 24 | 14 | 9 | 3 | 5 | 8 | 4 | 22 | 8 | 25 | 22 | 26 | 17 | 16 | 16 | 13 | 9 | 13 | 6 | 3 | 9 | 3 | | 2 | 2 | | | 44595.6 |
| 1968 | | | | | | 14 | 33 | 20 | 10 | 14 | 8 | 13 | 9 | 5 | 4 | 14 | 37 | 23 | 17 | 11 | 20 | 17 | 16 | 18 | 21 | 10 | 9 | 4 | 6 | 6 | 2 | 1 | 2 | 2 | | | 43092.9 |
| 1969 | | | | | | | 2 | 10 | 5 | 15 | 16 | 15 | 7 | 7 | 14 | 20 | 29 | 15 | 24 | 32 | 29 | 35 | 20 | 17 | 13 | 13 | 6 | 5 | 5 | 4 | 2 | 2 | 3 | | | | 41749.2 |
| 1970 | | | | | | | | | | 9 | 13 | 17 | 17 | 12 | 21 | 23 | 14 | 30 | 19 | 35 | 34 | 24 | 23 | 20 | 12 | 16 | 6 | 7 | 3 | 5 | 5 | | | | | | 50391.5 |
| 1971 | | | | | | | | | 1 | 6 | 4 | 11 | 20 | 13 | 22 | 27 | 25 | 30 | 33 | 36 | 31 | 30 | 17 | 15 | 15 | 10 | 5 | 7 | | 2 | 3 | 2 | | | | | 33556.1 |
| 1972 | | | | | | | | | | 3 | 7 | 9 | 12 | 6 | 43 | 31 | 33 | 30 | 32 | 34 | 16 | 21 | 19 | 12 | 17 | 13 | 5 | 8 | 4 | 6 | 2 | 2 | 1 | | | | 40356.3 |
| 1973 | | | | | | | | | | | | 4 | 12 | 7 | 15 | 17 | 10 | 13 | 31 | 25 | 27 | 31 | 25 | 35 | 27 | 24 | 21 | 12 | 9 | 12 | 3 | 5 | | | | | 67860.1 |

| CLASS | CFS | TOTAL | ACCUM | PERCT | CLASS | CFS | TOTAL | ACCUM | PERCT | CLASS | CFS | TOTAL | ACCUM | PERCT | CLASS | CFS | TOTAL | ACCUM | PERCT |
|---|---|---|---|---|---|---|---|---|---|---|---|---|---|---|---|---|---|---|---|
| 0 | 0.00 | 0 | 6940 | 100.0 | 9 | 4.30 | 203 | 6004 | 86.5 | 18 | 48.0 | 435 | 3076 | 44.3 | 27 | 530 | 101 | 339 | 4.8 |
| 1 | 0.50 | 1 | 6940 | 100.0 | 10 | 5.60 | 258 | 5801 | 83.6 | 19 | 62.0 | 438 | 2641 | 38.1 | 28 | 690 | 116 | 238 | 3.4 |
| 2 | 0.70 | 8 | 6939 | 100.0 | 11 | 7.30 | 257 | 5543 | 79.9 | 20 | 81.0 | 453 | 2203 | 31.7 | 29 | 910 | 54 | 122 | 1.7 |
| 3 | 0.90 | 22 | 6931 | 99.9 | 12 | 9.50 | 215 | 5286 | 76.2 | 21 | 110.0 | 329 | 1750 | 25.2 | 30 | 1200 | 36 | 68 | .9 |
| 4 | 1.10 | 89 | 6909 | 99.6 | 13 | 12.00 | 344 | 5071 | 73.1 | 22 | 140.0 | 301 | 1421 | 20.5 | 31 | 1600 | 15 | 32 | .4 |
| 5 | 1.50 | 172 | 6820 | 98.3 | 14 | 16.00 | 379 | 4727 | 68.1 | 23 | 180.0 | 279 | 1120 | 16.1 | 32 | 2000 | 13 | 17 | .2 |
| 6 | 1.90 | 237 | 6648 | 95.8 | 15 | 21.00 | 387 | 4348 | 62.7 | 24 | 240.0 | 189 | 841 | 12.1 | 33 | 2700 | 3 | 4 | |
| 7 | 2.50 | 200 | 6411 | 92.4 | 16 | 28.00 | 402 | 3961 | 57.1 | 25 | 310.0 | 189 | 652 | 9.4 | 34 | 3500 | 1 | 1 | |
| 8 | 3.30 | 207 | 6211 | 89.5 | 17 | 36.00 | 483 | 3559 | 51.3 | 26 | 410.0 | 124 | 463 | 6.7 | | | | | |

### LOWEST MEAN DISCHARGE, IN CFS, AND RANKING, FOR THE FOLLOWING NUMBER OF CONSECUTIVE DAYS IN YEAR ENDING MARCH 31

| YEAR | 1 | | 3 | | 7 | | 14 | | 30 | | 60 | | 90 | | 120 | | 183 | | ANNUAL | |
|---|---|---|---|---|---|---|---|---|---|---|---|---|---|---|---|---|---|---|---|---|
| 1956 | 1.20 | 7 | 1.60 | 8 | 1.80 | 8 | 1.90 | 7 | 2.20 | 6 | 8.80 | 11 | 36.40 | 14 | 54.30 | 15 | 61.00 | 13 | 101.00 | 7 |
| 1957 | 0.51 | 1 | 0.70 | 1 | 0.93 | 2 | 1.10 | 1 | 1.50 | 2 | 1.80 | 1 | 2.50 | 3 | 5.30 | 6 | 25.50 | 11 | 108.00 | 10 |
| 1958 | 7.40 | 18 | 7.60 | 18 | 8.80 | 18 | 10.30 | 18 | 32.90 | 18 | 55.60 | 18 | 74.00 | 18 | 114.00 | 18 | 165.00 | 18 | 246.00 | 18 |
| 1959 | 6.80 | 17 | 7.10 | 17 | 7.80 | 17 | 9.10 | 17 | 13.60 | 17 | 17.40 | 15 | 24.30 | 13 | 63.40 | 17 | 89.50 | 16 | 186.00 | 16 |
| 1960 | 1.00 | 4 | 1.30 | 5 | 1.60 | 6 | 1.70 | 4 | 2.70 | 9 | 3.40 | 8 | 6.20 | 8 | 11.00 | 8 | 21.40 | 8 | 99.90 | 6 |
| 1961 | 1.40 | 8 | 1.50 | 7 | 1.80 | 7 | 1.90 | 8 | 2.30 | 7 | 2.80 | 7 | 3.60 | 6 | 3.80 | 5 | 11.90 | 4 | 82.10 | 5 |
| 1962 | 2.30 | 11 | 2.30 | 11 | 2.30 | 11 | 2.50 | 10 | 3.30 | 11 | 6.60 | 9 | 7.30 | 9 | 18.90 | 11 | 27.70 | 12 | 142.00 | 15 |
| 1963 | 3.10 | 12 | 3.20 | 12 | 3.70 | 13 | 3.90 | 12 | 6.60 | 12 | 9.00 | 12 | 11.30 | 11 | 13.50 | 9 | 16.00 | 6 | 79.80 | 4 |
| 1964 | 1.00 | 5 | 1.00 | 3 | 1.00 | 3 | 1.10 | 2 | 1.70 | 3 | 2.20 | 4 | 3.10 | 5 | 3.70 | 4 | 5.60 | 2 | 59.20 | 2 |
| 1965 | 1.20 | 6 | 1.30 | 6 | 1.40 | 4 | 1.70 | 5 | 2.00 | 4 | 2.10 | 2 | 2.20 | 1 | 2.50 | 2 | 3.90 | 1 | 102.00 | 8 |
| 1966 | 1.90 | 10 | 2.00 | 10 | 2.20 | 10 | 2.50 | 11 | 2.70 | 10 | 6.60 | 10 | 10.50 | 10 | 26.10 | 12 | 23.20 | 10 | 72.70 | 3 |
| 1967 | 0.80 | 3 | 1.20 | 4 | 1.60 | 5 | 1.90 | 6 | 2.00 | 5 | 2.60 | 5 | 2.90 | 4 | 3.40 | 3 | 12.70 | 5 | 111.00 | 11 |
| 1968 | 0.74 | 2 | 0.80 | 2 | 0.89 | 1 | 1.10 | 3 | 1.30 | 1 | 2.10 | 3 | 2.50 | 2 | 2.40 | *1 | 8.70 | 3 | 111.00 | 12 |
| 1969 | 1.60 | 9 | 1.70 | 9 | 1.90 | 9 | 2.10 | 9 | 2.50 | 8 | 2.80 | 6 | 4.20 | 7 | 7.90 | 7 | 21.70 | 9 | 104.00 | 9 |
| 1970 | 4.30 | 15 | 4.70 | 16 | 5.50 | 16 | 6.00 | 15 | 8.40 | 15 | 43.90 | 17 | 51.70 | 17 | 48.40 | 14 | 85.20 | 15 | 133.00 | 14 |
| 1971 | 4.40 | 16 | 4.60 | 15 | 5.10 | 14 | 6.40 | 16 | 9.80 | 16 | 23.60 | 16 | 38.00 | 15 | 42.00 | 13 | 62.60 | 14 | 127.00 | 13 |
| 1972 | 3.20 | 13 | 3.30 | 13 | 3.40 | 12 | 4.50 | 13 | 7.50 | 14 | 10.20 | 13 | 13.10 | 12 | 14.30 | 10 | 20.30 | 7 | 58.70 | 1 |
| 1973 | 3.80 | 14 | 4.00 | 14 | 5.20 | 15 | 5.60 | 14 | 6.60 | 13 | 14.80 | 14 | 48.80 | 16 | 54.50 | 16 | 92.60 | 17 | 200.00 | 17 |

### HIGHEST MEAN DISCHARGE, IN CFS, AND RANKING, FOR THE FOLLOWING NUMBER OF CONSECUTIVE DAYS IN YEAR ENDING SEPTEMBER 30

| YEAR | 1 | | 3 | | 7 | | 15 | | 30 | | 60 | | 90 | | 120 | | 183 | | ANNUAL | |
|---|---|---|---|---|---|---|---|---|---|---|---|---|---|---|---|---|---|---|---|---|
| 1955 | 1220.0 | 16 | 992.0 | 17 | 648.0 | 18 | 424.0 | 17 | 248.0 | 18 | 175.0 | 18 | 170.0 | 18 | 168.0 | 18 | 137.0 | 17 | 87.0 | 16 |
| 1956 | 1500.0 | 13 | 1250.0 | 12 | 1110.0 | 9 | 711.0 | 8 | 403.0 | 14 | 289.0 | 14 | 241.0 | 13 | 222.0 | 11 | 196.0 | 9 | 128.0 | 6 |
| 1957 | 5560.0 | 1 | 3730.0 | 1 | 2030.0 | 1 | 1060.0 | 2 | 659.0 | 2 | 489.0 | 2 | 500.0 | 1 | 444.0 | 1 | 346.0 | 1 | 201.0 | 1 |
| 1958 | 2420.0 | 5 | 2170.0 | 3 | 1950.0 | 2 | 1150.0 | 1 | 633.0 | 3 | 453.0 | 3 | 337.0 | 4 | 265.0 | 7 | 199.0 | 7 | 178.0 | 3 |
| 1959 | 2000.0 | 8 | 1570.0 | 9 | 1010.0 | 11 | 591.0 | 14 | 553.0 | 5 | 383.0 | 6 | 315.0 | 5 | 299.0 | 2 | 245.0 | 3 | 135.0 | 5 |
| 1960 | 1090.0 | 18 | 1010.0 | 16 | 716.0 | 16 | 411.0 | 18 | 264.0 | 17 | 209.0 | 17 | 187.0 | 17 | 172.0 | 17 | 133.0 | 18 | 92.0 | 14 |
| 1961 | 1380.0 | 14 | 1180.0 | 13 | 893.0 | 12 | 676.0 | 9 | 492.0 | 7 | 437.0 | 4 | 355.0 | 2 | 298.0 | 3 | 212.0 | 6 | 111.0 | 10 |
| 1962 | 2760.0 | 3 | 2140.0 | 4 | 1130.0 | 8 | 639.0 | 11 | 433.0 | 11 | 341.0 | 9 | 292.0 | 6 | 231.0 | 9 | 170.0 | 12 | 99.1 | 13 |
| 1963 | 2590.0 | 4 | 2090.0 | 6 | 1220.0 | 7 | 863.0 | 4 | 675.0 | 1 | 394.0 | 5 | 277.0 | 9 | 212.0 | 12 | 156.0 | 14 | 85.0 | 17 |
| 1964 | 3160.0 | 2 | 2490.0 | 2 | 1510.0 | 3 | 926.0 | 3 | 615.0 | 4 | 499.0 | 1 | 355.0 | 3 | 275.0 | 5 | 197.0 | 8 | 101.0 | 12 |
| 1965 | 1270.0 | 15 | 867.0 | 18 | 692.0 | 17 | 496.0 | 16 | 346.0 | 16 | 299.0 | 13 | 253.0 | 10 | 212.0 | 13 | 148.0 | 16 | 81.8 | 18 |

CICERO CREEK NEAR ARCADIA, IND.(Continued)

HIGHEST MEAN DISCHARGE, IN CFS, AND RANKING, FOR THE FOLLOWING NUMBER OF CONSECUTIVE DAYS IN YEAR ENDING SEPTEMBER 30

| | | | | | | | | | | | | | | | | | | | | | | |
|---|---|---|---|---|---|---|---|---|---|---|---|---|---|---|---|---|---|---|---|---|---|---|
| 1966 | 767.0 | 19 | 569.0 | 19 | 341.0 | 19 | 199.0 | 19 | 132.0 | 19 | 99.7 | 19 | 86.7 | 19 | 80.1 | 19 | 78.8 | 19 | 44.1 | 19 |
| 1967 | 2250.0 | 6 | 2130.0 | 5 | 1480.0 | 4 | 845.0 | 5 | 467.0 | 8 | 334.0 | 11 | 253.0 | 11 | 280.0 | 4 | 233.0 | 4 | 122.0 | 7 |
| 1968 | 2230.0 | 7 | 1730.0 | 8 | 1230.0 | 5 | 745.0 | 7 | 432.0 | 12 | 376.0 | 7 | 288.0 | 8 | 254.0 | 8 | 214.0 | 5 | 118.0 | 8 |
| 1969 | 1960.0 | 9 | 1840.0 | 7 | 1230.0 | 6 | 780.0 | 6 | 527.0 | 6 | 336.0 | 10 | 245.0 | 12 | 229.0 | 10 | 173.0 | 11 | 114.0 | 9 |
| 1970 | 1540.0 | 12 | 1280.0 | 11 | 863.0 | 14 | 557.0 | 15 | 357.0 | 15 | 319.0 | 12 | 231.0 | 14 | 206.0 | 14 | 182.0 | 10 | 138.0 | 4 |
| 1971 | 1210.0 | 17 | 1160.0 | 15 | 880.0 | 13 | 596.0 | 13 | 411.0 | 13 | 280.0 | 15 | 206.0 | 15 | 174.0 | 15 | 153.0 | 15 | 91.9 | 15 |
| 1972 | 1610.0 | 10 | 1540.0 | 10 | 1050.0 | 10 | 623.0 | 12 | 437.0 | 10 | 258.0 | 16 | 192.0 | 16 | 172.0 | 16 | 160.0 | 13 | 110.0 | 11 |
| 1973 | 1580.0 | 11 | 1180.0 | 14 | 731.0 | 15 | 659.0 | 10 | 456.0 | 9 | 344.0 | 8 | 291.0 | 7 | 265.0 | 6 | 274.0 | 2 | 186.0 | 2 |

STATISTICS CN NORMAL MONTHLY MEANS(ALL DAYS)

| OCT | NOV | DEC | JAN | FEB | MARCH | APRIL | MAY | JUNE | JULY | AUG | SEPT |
|---|---|---|---|---|---|---|---|---|---|---|---|
| BY ROWS(MEAN,VARIANCE,STANDARD DEVIATION, SKEWNESS, COEFF. OF VARIATION,PERCENTAGE OF AVERAGE FLOW) | | | | | | | | | | | |
| 0.4742E+02 | 0.8988E+02 | 0.1317E+03 | 0.1345E+03 | 0.1609E+03 | 0.2236E+03 | 0.2298E+03 | 0.1135E+03 | 0.1211E+03 | 0.8831E+02 | 0.3780E+02 | 0.2961E+02 |
| 0.5173E+04 | 0.1556E+05 | 0.2345E+05 | 0.1364E+05 | 0.1336E+05 | 0.2385E+05 | 0.3258E+05 | 0.6660E+04 | 0.2832E+05 | 0.6749E+04 | 0.2895E+04 | 0.1970E+04 |
| 0.7193E+02 | 0.1263E+03 | 0.1531E+03 | 0.1168E+03 | 0.1156E+03 | 0.1544E+03 | 0.1805E+03 | 0.8161E+02 | 0.1683E+03 | 0.8215E+02 | 0.5381E+02 | 0.4438E+02 |
| 0.2035E+01 | 0.1729E+01 | 0.1416E+01 | 0.1138E+01 | 0.6643E+00 | 0.1169E+01 | 0.1030E+01 | 0.1479E+01 | 0.2482E+01 | 0.1010E+01 | 0.1734E+01 | 0.1991E+01 |
| 0.1517E+01 | 0.1405E+01 | 0.1163E+01 | 0.8679E+00 | 0.7185E+00 | 0.6906E+00 | 0.7856E+00 | 0.7190E+00 | 0.1390E+01 | 0.9303E+00 | 0.1423E+01 | 0.1499E+01 |
| 0.3367E+01 | 0.6383E+01 | 0.9354E+01 | 0.9555E+01 | 0.1143E+02 | 0.1588E+02 | 0.1632E+02 | 0.8061E+01 | 0.8600E+01 | 0.6271E+01 | 0.2685E+01 | 0.2103E+01 |

STATISTICS CN NORMAL ANNUAL MEANS(ALL DAYS)

| MEAN | VARIANCE | STANDARD DEVIATION | SKEWNESS | COEFF. OF VARIATION | SERIAL CORR |
|---|---|---|---|---|---|
| 0.1170E+03 | 0.1495E+04 | 0.3866E+02 | 0.6808E+00 | 0.3304E+00 | 0.4090E+00 |

STATISTICS CN LOG MCNTHLY MEANS(ALL DAYS)

| OCT | NOV | DEC | JAN | FEB | MARCH | APRIL | MAY | JUNE | JULY | AUG | SEPT |
|---|---|---|---|---|---|---|---|---|---|---|---|
| BY ROWS(MEAN,VARIANCE,STANDARD DEVIATION, SKEWNESS, COEFF. OF VARIATION,PERCENTAGE OF AVERAGE FLOW) | | | | | | | | | | | |
| 0.1164E+01 | 0.1467E+01 | 0.1744E+01 | 0.1921E+01 | 0.2041E+01 | 0.2256E+01 | 0.2221E+01 | 0.1967E+01 | 0.1838E+01 | 0.1699E+01 | 0.1150E+01 | 0.1075E+01 |
| 0.5255E+00 | 0.5270E+00 | 0.4587E+00 | 0.2467E+00 | 0.2189E+00 | 0.8623E-01 | 0.1428E+00 | 0.7468E-01 | 0.1896E+00 | 0.2877E+00 | 0.4217E+00 | 0.3520E+00 |
| 0.7249E+00 | 0.7259E+00 | 0.7062E+00 | 0.4967E+00 | 0.4679E+00 | 0.2936E+00 | 0.3779E+00 | 0.2733E+00 | 0.4354E+00 | 0.5364E+00 | 0.6494E+00 | 0.5933E+00 |
| 0.2975E+00 | 0.1241E+00 | -0.6875E+00 | -0.5917E+00 | -0.1209E+01 | 0.1572E+00 | -0.2124E+00 | 0.6516E+00 | 0.7783E+00 | -0.3752E+00 | 0.2835E+00 | 0.5232E+00 |
| 0.6226E+00 | 0.4948E+00 | 0.4049E+00 | 0.2585E+00 | 0.2292E+00 | 0.1302E+00 | 0.1702E+00 | 0.1389E+00 | 0.2370E+00 | 0.3157E+00 | 0.5649E+00 | 0.5516E+00 |
| 0.5668E+01 | 0.7142E+01 | 0.8489E+01 | 0.9353E+01 | 0.9935E+01 | 0.1098E+02 | 0.1081E+02 | 0.9574E+01 | 0.8945E+01 | 0.8269E+01 | 0.5596E+01 | 0.5235E+01 |

STATISTICS CN LOG ANNUAL MEANS(ALL DAYS)

| MEAN | VARIANCE | STANDARD DEVIATION | SKEWNESS | COEFF. OF VARIATION | SERIAL CORR |
|---|---|---|---|---|---|
| 0.2045E+01 | 0.2237E-01 | 0.1496E+00 | -0.5912E+00 | 0.7313E-01 | 0.3287E+00 |

ANNUAL PEAKS

| | |
|---|---|
| 1955 | 1280 |
| 1956 | 1540 |
| 1957 | 6720 |
| 1958 | 2740 |
| 1959 | 2000 |
| 1960 | 1150 |
| 1961 | 1490 |
| 1962 | 3020 |
| 1963 | 3310 |
| 1964 | 3680 |
| 1965 | 1380 |
| 1966 | 769 |
| 1967 | 2360 |
| 1968 | 2280 |
| 1969 | 2020 |
| 1970 | 1620 |
| 1971 | 1380 |
| 1972 | 1710 |
| 1973 | 1730 |

## 03349700 Little Cicero Creek near Arcadia, Ind.

LOCATION.--Lat 40°10'32", long 86°02'45", in NE¼NW¼ sec.23, T.20 N., R.4 E., Hamilton County, on left bank on downstream side of county road bridge, 0.5 mile (0.8 km) downstream from Taylor Creek, 1.3 miles (2.1 km) west of Arcadia, 3.9 miles (6.3 km) upstream from mouth, and 9.3 miles (15.0 km) northwest of Noblesville.

DRAINAGE AREA.--40.4 mi² (104.6 km²).

DURATION TABLE OF DAILY DISCHARGE FOR YEAR ENDING SEPTEMBER 30

| CLASS | 0 | 1 | 2 | 3 | 4 | 5 | 6 | 7 | 8 | 9 | 10 | 11 | 12 | 13 | 14 | 15 | 16 | 17 | 18 | 19 | 20 | 21 | 22 | 23 | 24 | 25 | 26 | 27 | 28 | 29 | 30 | 31 | 32 | 33 | 34 | CFS_DAYS |
|---|---|---|---|---|---|---|---|---|---|---|---|---|---|---|---|---|---|---|---|---|---|---|---|---|---|---|---|---|---|---|---|---|---|---|---|---|
| YEAR | NUMBER OF DAYS IN CLASS | | | | | | | | | | | | | | | | | | | | | | | | | | | | | | | | | | | |
| 1956 | | | | | | 4 | 3 | | 5 | 3 | 4 | 8 | 12 | 11 | 9 | 18 | 36 | 22 | 28 | 33 | 27 | 40 | 24 | 25 | 17 | 16 | 4 | 10 | 3 | 1 | 2 | 1 | | | | 16025.2 |
| 1957 | | 2 | | | | 18 | 4 | 1 | 9 | 11 | 7 | 8 | 6 | 6 | 7 | 5 | 23 | 19 | 19 | 44 | 30 | 32 | 19 | 27 | 17 | 20 | 9 | 8 | 9 | 2 | | | 2 | 1 | | 21500.5 |
| 1958 | | | | | | | | | | | | 1 | 9 | 5 | 4 | 11 | 30 | 45 | 41 | 45 | 38 | 28 | 22 | 20 | 14 | 19 | 10 | 6 | 6 | 4 | 2 | 5 | | | | 22248.5 |
| 1959 | | | | | | 2 | 11 | 3 | 7 | 5 | 15 | 21 | 11 | 8 | 11 | 11 | 19 | 30 | 28 | 25 | 31 | 31 | 31 | 27 | 14 | 12 | 5 | 4 | | 1 | | 1 | 1 | | | 13281.1 |
| 1960 | | | | | | | | | | 12 | 15 | 11 | 10 | 17 | 29 | 27 | 22 | 44 | 34 | 33 | 26 | 23 | 18 | 17 | 7 | 9 | 4 | 3 | 5 | | | | | | | 9972.2 |
| 1961 | | | | | | | 1 | 4 | 18 | 15 | 32 | 22 | 21 | 26 | 31 | 22 | 14 | 15 | 10 | 13 | 14 | 14 | 15 | 11 | 18 | 22 | 12 | 4 | 3 | 4 | 2 | 1 | 1 | | | 16206.2 |
| 1962 | | | | | | | | | 4 | 4 | 10 | 20 | 27 | 14 | 14 | 26 | 27 | 44 | 27 | 25 | 28 | 23 | 19 | 15 | 8 | 14 | 5 | 5 | 1 | 2 | 1 | 1 | | | | 13267.4 |
| 1963 | | 17 | | | | 8 | 4 | 4 | 5 | 8 | 13 | 28 | 49 | 39 | 33 | 21 | 13 | 18 | 22 | 14 | 7 | 9 | 6 | 19 | 6 | 12 | 4 | 1 | 3 | 1 | | | 1 | | | 8441.5 |
| 1964 | | 53 | | | | 16 | 28 | 18 | 12 | 9 | 5 | 15 | 24 | 17 | 17 | 10 | 15 | 8 | 11 | 14 | 9 | 13 | 12 | 11 | 11 | 12 | 8 | 8 | 3 | 4 | | 1 | 1 | 1 | | 14149.8 |
| 1965 | | 21 | | | | 9 | 16 | 9 | 25 | 21 | 24 | 20 | 18 | 13 | 23 | 25 | 12 | 11 | 11 | 14 | 15 | 18 | 16 | 11 | 9 | 10 | 7 | 4 | 1 | 1 | 1 | | | | | 8804.0 |
| 1966 | | 40 | | | | 11 | 2 | 4 | 4 | 3 | 8 | 5 | 38 | 40 | 34 | 31 | 28 | 24 | 20 | 21 | 13 | 14 | 11 | 7 | 2 | 3 | 1 | 1 | | | | | | | | 4071.5 |
| 1967 | | 57 | | | | 16 | 3 | 3 | 12 | 7 | 7 | 14 | 12 | 6 | 9 | 11 | 21 | 18 | 19 | 34 | 14 | 17 | 18 | 22 | 12 | 15 | 8 | | 4 | 3 | 1 | 2 | | | | 13853.9 |
| 1968 | | 15 | 1 | | 5 | | 2 | | 16 | 12 | 4 | 7 | 32 | 30 | 8 | 7 | 39 | 42 | 18 | 13 | 12 | 17 | 9 | 20 | 18 | 15 | 5 | 8 | 5 | 3 | | 3 | | | | 15585.5 |
| 1969 | | | | | | | | | 13 | 8 | 20 | 17 | 10 | 8 | 10 | 13 | 15 | 31 | 30 | 26 | 39 | 29 | 20 | 23 | 19 | 16 | 4 | 6 | 3 | 2 | 2 | 1 | | | | 15348.3 |
| 1970 | | | | | 1 | 2 | 4 | 10 | 8 | 8 | 9 | 14 | 8 | 13 | 10 | 6 | 36 | 17 | 29 | 31 | 31 | 30 | 25 | 21 | 16 | 15 | 6 | 5 | 6 | 3 | 1 | | | | | 15139.7 |
| 1971 | | | | | | | | | 3 | 6 | 6 | 18 | 16 | 21 | 18 | 21 | 34 | 50 | 41 | 39 | 24 | 14 | 13 | 11 | 11 | 8 | 3 | 3 | 4 | 1 | | | | | | 9417.6 |
| 1972 | | | | | | | | | | | 12 | 31 | 51 | 26 | 17 | 21 | 10 | 22 | 22 | 39 | 29 | 15 | 17 | 15 | 10 | 11 | 6 | 5 | 1 | 2 | 1 | | 1 | | | 11622.7 |
| 1973 | | | | | | | | | | | 8 | 2 | 10 | 17 | 11 | 7 | 12 | 8 | 27 | 46 | 25 | 34 | 46 | 31 | 18 | 21 | 15 | 15 | 8 | 3 | 1 | | | | | 21763.7 |

| CLASS | CFS | TOTAL | ACCUM | PERCT | CLASS | CFS | TOTAL | ACCUM | PERCT | CLASS | CFS | TOTAL | ACCUM | PERCT | CLASS | CFS | TOTAL | ACCUM | PERCT |
|---|---|---|---|---|---|---|---|---|---|---|---|---|---|---|---|---|---|---|---|
| 0 | 0.00 | 205 | 6575 | 100.0 | 9 | 0.60 | 132 | 6002 | 91.3 | 18 | 11.0 | 437 | 3264 | 49.6 | 27 | 200 | 96 | 238 | 3.6 |
| 1 | 0.03 | 1 | 6370 | 96.9 | 10 | 0.80 | 199 | 5870 | 89.3 | 19 | 15.0 | 509 | 2827 | 43.0 | 28 | 280 | 65 | 142 | 2.1 |
| 2 | 0.04 | 0 | 6369 | 96.9 | 11 | 1.10 | 262 | 5671 | 86.3 | 20 | 21.0 | 412 | 2318 | 35.3 | 29 | 390 | 37 | 77 | 1.1 |
| 3 | 0.05 | 5 | 6369 | 96.9 | 12 | 1.50 | 364 | 5409 | 82.3 | 21 | 28.0 | 401 | 1906 | 29.0 | 30 | 540 | 14 | 40 | .6 |
| 4 | 0.08 | 1 | 6364 | 96.8 | 13 | 2.10 | 319 | 5045 | 76.7 | 22 | 39.0 | 341 | 1505 | 22.9 | 31 | 740 | 16 | 26 | .3 |
| 5 | 0.10 | 86 | 6363 | 96.8 | 14 | 2.90 | 295 | 4726 | 71.9 | 23 | 55.0 | 333 | 1164 | 17.7 | 32 | 1000 | 8 | 10 | .1 |
| 6 | 0.20 | 78 | 6277 | 95.5 | 15 | 4.00 | 293 | 4431 | 67.4 | 24 | 76.0 | 227 | 831 | 12.6 | 33 | 1400 | 2 | 2 | .0 |
| 7 | 0.30 | 56 | 6199 | 94.3 | 16 | 5.60 | 406 | 4138 | 62.9 | 25 | 100.0 | 250 | 604 | 9.2 | 34 | | | | |
| 8 | 0.40 | 141 | 6143 | 93.4 | 17 | 7.70 | 468 | 3732 | 56.8 | 26 | 150.0 | 116 | 354 | 5.4 | | | | | |

LOWEST MEAN DISCHARGE, IN CFS, AND RANKING, FOR THE FOLLOWING NUMBER OF CONSECUTIVE DAYS IN YEAR ENDING MARCH 31

| YEAR | 1 | | 3 | | 7 | | 14 | | 30 | | 60 | | 90 | | 120 | | 183 | | ANNUAL | |
|---|---|---|---|---|---|---|---|---|---|---|---|---|---|---|---|---|---|---|---|---|
| 1957 | 0.00 | 1 | 0.03 | 5 | 0.07 | 5 | 0.09 | 5 | 0.12 | 5 | 0.34 | 5 | 0.80 | 5 | 1.47 | 6 | 7.89 | 10 | 36.10 | 9 |
| 1958 | 1.50 | 17 | 1.60 | 16 | 2.00 | 16 | 2.20 | 16 | 5.31 | 16 | 19.10 | 17 | 23.90 | 17 | 32.50 | 17 | 49.20 | 17 | 73.20 | 17 |
| 1959 | 1.30 | 16 | 2.30 | 17 | 4.33 | 17 | 5.31 | 17 | 10.40 | 17 | 15.40 | 16 | 17.90 | 15 | 27.20 | 16 | 40.60 | 16 | 62.40 | 16 |
| 1960 | 0.10 | 7 | 0.13 | 7 | 0.20 | 6 | 0.27 | 6 | 0.46 | 6 | 0.92 | 8 | 1.62 | 8 | 2.41 | 7 | 5.56 | 7 | 24.50 | 5 |
| 1961 | 0.20 | 9 | 0.27 | 9 | 0.33 | 8 | 0.42 | 9 | 0.61 | 9 | 0.76 | 7 | 0.91 | 6 | 1.02 | 5 | 2.64 | 3 | 24.80 | 6 |
| 1962 | 0.60 | 14 | 0.70 | 14 | 0.76 | 14 | 0.95 | 12 | 1.90 | 15 | 5.72 | 14 | 7.96 | 14 | 14.10 | 14 | 26.20 | 14 | 60.40 | 15 |
| 1963 | 0.40 | 10 | 0.43 | 10 | 0.53 | 11 | 0.71 | 11 | 1.17 | 11 | 2.08 | 11 | 2.70 | 10 | 3.29 | 9 | 4.83 | 6 | 21.20 | 4 |
| 1964 | 0.00 | 2 | 0.00 | 1 | 0.00 | 1 | 0.00 | 1 | 0.00 | 1 | 0.01 | 2 | 0.09 | 1 | 0.16 | 1 | 0.68 | 1 | 20.30 | 2 |
| 1965 | 0.00 | 3 | 0.00 | 2 | 0.00 | 2 | 0.00 | 2 | 0.02 | 4 | 0.06 | 3 | 0.22 | 3 | 0.36 | 2 | 2.01 | 2 | 39.40 | 11 |
| 1966 | 0.10 | 8 | 0.17 | 8 | 0.33 | 9 | 0.41 | 8 | 0.74 | 10 | 2.30 | 12 | 3.41 | 11 | 5.78 | 12 | 5.91 | 8 | 18.50 | 1 |
| 1967 | 0.00 | 4 | 0.00 | 3 | 0.00 | 3 | 0.00 | 3 | 0.00 | 2 | 0.09 | 4 | 0.25 | 4 | 0.39 | 3 | 2.81 | 4 | 32.60 | 7 |
| 1968 | 0.00 | 5 | 0.00 | 4 | 0.00 | 4 | 0.00 | 4 | 0.00 | 3 | 0.00 | 1 | 0.19 | 2 | 0.69 | 4 | 3.00 | 5 | 39.50 | 12 |
| 1969 | 0.44 | 11 | 0.44 | 11 | 0.46 | 10 | 0.52 | 10 | 0.55 | 7 | 0.74 | 6 | 1.29 | 7 | 5.18 | 11 | 10.10 | 12 | 39.20 | 10 |
| 1970 | 0.55 | 13 | 0.58 | 13 | 0.69 | 12 | 1.07 | 13 | 1.65 | 13 | 11.00 | 15 | 22.80 | 16 | 23.20 | 15 | 29.30 | 15 | 43.40 | 13 |
| 1971 | 0.08 | 6 | 0.11 | 6 | 0.21 | 7 | 0.32 | 7 | 0.60 | 8 | 3.99 | 13 | 4.88 | 12 | 4.55 | 10 | 8.47 | 11 | 33.20 | 8 |
| 1972 | 0.50 | 12 | 0.55 | 12 | 0.71 | 13 | 1.28 | 15 | 1.76 | 14 | 1.92 | 10 | 2.64 | 9 | 2.78 | 8 | 6.97 | 9 | 20.90 | 3 |
| 1973 | 0.80 | 15 | 0.87 | 15 | 1.03 | 15 | 1.23 | 14 | 1.39 | 12 | 1.62 | 9 | 5.70 | 13 | 7.02 | 13 | 12.70 | 13 | 58.50 | 14 |

HIGHEST MEAN DISCHARGE, IN CFS, AND RANKING, FOR THE FOLLOWING NUMBER OF CONSECUTIVE DAYS IN YEAR ENDING SEPTEMBER 30

| YEAR | 1 | 3 | 7 | 15 | 30 | 60 | 90 | 120 | 183 | ANNUAL |
|---|---|---|---|---|---|---|---|---|---|---|
| 1956 | 888.0 11 | 686.0 6 | 424.0 6 | 269.0 6 | 147.0 11 | 110.0 10 | 87.6 10 | 75.1 11 | 67.3 8 | 43.8 5 |
| 1957 | 2340.0 1 | 1220.0 1 | 576.0 2 | 285.0 3 | 195.0 2 | 141.0 3 | 151.0 1 | 127.0 1 | 101.0 1 | 58.9 3 |
| 1958 | 567.0 8 | 694.0 5 | 601.0 1 | 320.0 1 | 175.0 4 | 155.0 2 | 122.0 2 | 97.3 2 | 72.2 7 | 61.0 1 |
| 1959 | 1110.0 5 | 592.0 10 | 302.0 13 | 180.0 14 | 162.0 7 | 111.0 9 | 87.9 9 | 78.0 10 | 64.3 9 | 36.4 11 |
| 1960 | 378.0 17 | 275.0 17 | 195.0 17 | 116.0 17 | 77.8 17 | 57.5 17 | 50.5 17 | 46.4 17 | 39.2 17 | 27.2 14 |
| 1961 | 1026.0 6 | 545.0 12 | 320.0 10 | 202.0 11 | 142.0 13 | 125.0 5 | 102.0 5 | 96.1 3 | 84.2 3 | 44.4 4 |
| 1962 | 1210.0 3 | 762.0 4 | 373.0 9 | 212.0 10 | 144.0 12 | 119.0 7 | 102.0 6 | 82.1 9 | 61.7 12 | 36.3 12 |
| 1963 | 1130.0 4 | 558.0 11 | 310.0 11 | 216.0 9 | 162.0 8 | 107.0 11 | 77.8 13 | 60.4 15 | 41.8 16 | 23.1 17 |
| 1964 | 1430.0 2 | 985.0 2 | 518.0 4 | 300.0 2 | 199.0 1 | 166.0 1 | 118.0 3 | 94.8 4 | 76.5 5 | 38.7 9 |
| 1965 | 716.0 14 | 377.0 14 | 231.0 16 | 157.0 16 | 103.0 16 | 88.2 15 | 79.3 11 | 62.4 14 | 44.7 14 | 24.2 16 |
| 1966 | 226.0 18 | 153.0 18 | 92.1 18 | 49.1 18 | 35.3 18 | 24.8 18 | 23.9 18 | 22.2 18 | 20.4 18 | 11.2 18 |
| 1967 | 962.0 9 | 882.0 3 | 528.0 3 | 283.0 4 | 156.0 9 | 105.0 12 | 78.4 12 | 83.2 7 | 72.4 6 | 38.0 10 |
| 1968 | 960.0 10 | 656.0 6 | 427.0 5 | 251.0 7 | 155.0 10 | 131.0 4 | 103.0 4 | 89.1 6 | 77.3 4 | 42.6 6 |
| 1969 | 830.0 12 | 664.0 7 | 420.0 7 | 278.0 5 | 185.0 3 | 123.0 6 | 90.9 8 | 83.0 8 | 63.1 10 | 42.1 7 |
| 1970 | 730.0 13 | 436.0 13 | 310.0 12 | 200.0 12 | 119.0 14 | 95.5 14 | 76.0 14 | 67.0 12 | 63.0 11 | 41.5 8 |
| 1971 | 535.0 16 | 327.0 16 | 245.0 14 | 165.0 15 | 118.0 15 | 85.2 16 | 60.7 16 | 50.8 16 | 42.1 15 | 25.8 15 |
| 1972 | 1000.0 7 | 651.0 9 | 374.0 8 | 237.0 8 | 165.0 5 | 99.0 13 | 72.1 15 | 65.7 13 | 57.4 13 | 31.8 13 |
| 197 | 560.0 15 | 337.0 15 | 236.0 15 | 187.0 13 | 163.0 6 | 118.0 8 | 95.9 7 | 90.8 5 | 91.9 2 | 59.6 2 |

STATISTICS ON NORMAL MONTHLY MEANS(ALL DAYS)

| OCT | NOV | DEC | JAN | FEB | MARCH | APRIL | MAY | JUNE | JULY | AUG | SEPT |
|---|---|---|---|---|---|---|---|---|---|---|---|

BY ROWS(MEAN,VARIANCE,STANDARD DEVIATION, SKEWNESS, COEFF. OF VARIATION,PERCENTAGE OF AVERAGE FLOW)

| | | | | | | | | | | | |
|---|---|---|---|---|---|---|---|---|---|---|---|
| 0.1231E+02 | 0.2939E+02 | 0.4528E+02 | 0.4288E+02 | 0.5140E+02 | 0.6893E+02 | 0.7600E+02 | 0.3485E+02 | 0.4257E+02 | 0.3289E+02 | 0.1612E+02 | 0.6186E+01 |
| 0.3323E+03 | 0.1483E+04 | 0.2772E+04 | 0.1797E+04 | 0.1181E+04 | 0.1897E+04 | 0.3679E+04 | 0.9914E+03 | 0.2658E+04 | 0.1127E+04 | 0.7682E+03 | 0.6886E+02 |
| 0.1823E+02 | 0.3851E+02 | 0.5265E+02 | 0.4239E+02 | 0.3437E+02 | 0.4356E+02 | 0.6066E+02 | 0.3149E+02 | 0.5155E+02 | 0.3357E+02 | 0.2772E+02 | 0.8298E+01 |
| 0.2144E+01 | 0.1490E+01 | 0.1240E+01 | 0.1361E+01 | 0.2597E+00 | 0.6458E+00 | 0.9287E+00 | 0.1882E+01 | 0.1989E+01 | 0.6356E+00 | 0.2664E+01 | 0.2043E+01 |
| 0.1481E+01 | 0.1310E+01 | 0.1163E+01 | 0.9887E+00 | 0.6686E+00 | 0.6320E+00 | 0.7981E+00 | 0.9034E+00 | 0.1211E+01 | 0.1021E+01 | 0.1719E+01 | 0.1342E+01 |
| 0.2683E+01 | 0.6405E+01 | 0.5869E+01 | 0.9346E+01 | 0.1120E+02 | 0.1502E+02 | 0.1656E+02 | 0.7597E+01 | 0.9279E+01 | 0.7168E+01 | 0.3514E+01 | 0.1348E+01 |

STATISTICS ON NORMAL ANNUAL MEANS(ALL DAYS)

| MEAN | VARIANCE | STANDARD DEVIATION | SKEWNESS | COEFF. OF VARIATION | SERIAL CORR |
|---|---|---|---|---|---|
| 0.3813E+02 | 0.1763E+03 | 0.1328E+02 | 0.6277E-01 | 0.3482E+00 | 0.2960E+00 |

STATISTICS ON LOG MONTHLY MEANS(ALL DAYS)

| OCT | NOV | DEC | JAN | FEB | MARCH | APRIL | MAY | JUNE | JULY | AUG | SEPT |
|---|---|---|---|---|---|---|---|---|---|---|---|

BY ROWS(MEAN,VARIANCE,STANDARD DEVIATION, SKEWNESS, COEFF. OF VARIATION,PERCENTAGE OF AVERAGE FLOW)

| | | | | | | | | | | | |
|---|---|---|---|---|---|---|---|---|---|---|---|
| 0.484CE+00 | 0.9447E+00 | 0.1215E+01 | 0.1386E+01 | 0.1545E+01 | 0.1751E+01 | 0.1732E+01 | 0.1409E+01 | 0.1399E+01 | 0.1184E+01 | 0.5849E+00 | 0.3648E+00 |
| 0.8153E+00 | 0.6693E+00 | 0.6499E+00 | 0.2819E+00 | 0.2333E+00 | 0.8397E-01 | 0.1526E+00 | 0.1156E+00 | 0.1924E+00 | 0.3868E+00 | 0.7418E+00 | 0.5422E+00 |
| 0.903CE+00 | 0.8181E+00 | 0.8061E+00 | 0.5309E+00 | 0.4830E+00 | 0.2898E+00 | 0.3906E+00 | 0.3400E+00 | 0.4387E+00 | 0.6219E+00 | 0.8613E+00 | 0.7363E+00 |
| -0.3627E+00 | -0.2336E+00 | -0.8032E+00 | -0.4043E+00 | -0.1337E+01 | -0.2597E-01 | -0.1702E+00 | 0.4314E+00 | 0.6482E+00 | -0.1538E+00 | -0.1867E+00 | -0.4996E+00 |
| 0.1866E+01 | 0.8660E+00 | 0.6637E+00 | 0.3829E+00 | 0.3127E+00 | 0.1655E+00 | 0.2255E+00 | 0.2414E+00 | 0.3136E+00 | 0.5254E+00 | 0.1472E+01 | 0.2018E+01 |
| 0.3457E+01 | 0.6748E+01 | 0.8677E+01 | 0.9904E+01 | 0.1103E+02 | 0.1251E+02 | 0.1237E+02 | 0.1006E+02 | 0.9994E+01 | 0.8456E+01 | 0.4179E+01 | 0.2606E+01 |

STATISTICS ON LOG ANNUAL MEANS(ALL DAYS)

| MEAN | VARIANCE | STANDARD DEVIATION | SKEWNESS | COEFF. OF VARIATION | SERIAL CORR |
|---|---|---|---|---|---|
| 0.1551E+01 | 0.3180E-01 | 0.1783E+00 | -0.1238E+01 | 0.1150E+00 | 0.2272E+00 |

ANNUAL PEAKS

| | | | |
|---|---|---|---|
| 1956 | 1000 | 1966 | 329 |
| 1957 | 3980 | 1967 | 1220 |
| 1958 | 1480 | 1968 | 2500 |
| 1959 | 1550 | 1969 | 905 |
| 1960 | 597 | 1970 | 766 |
| 1961 | 1620 | 1971 | 727 |
| 1962 | 1990 | 1972 | 1240 |
| 1963 | 2000 | 1973 | 666 |
| 1964 | 2210 | | |
| 1965 | 819 | | |

## 03350000 Cicero Creek near Cicero, Ind.

LOCATION.--Lat 40°05'26", long 86°02'25", in SE¼ sec.14, T.19 N., R.4 E., at county bridge 2.25 miles (3.62 km) upstream from Hinkle Creek and 3 miles (5 km) south of Cicero.

DRAINAGE AREA.--196 $mi^2$ (508 $km^2$).

### DURATION TABLE OF DAILY DISCHARGE FOR YEAR ENDING SEPTEMBER 30

| CLASS | 0 | 1 | 2 | 3 | 4 | 5 | 6 | 7 | 8 | 9 | 10 | 11 | 12 | 13 | 14 | 15 | 16 | 17 | 18 | 19 | 20 | 21 | 22 | 23 | 24 | 25 | 26 | 27 | 28 | 29 | 30 | 31 | 32 | 33 | 34 | |
|---|---|---|---|---|---|---|---|---|---|---|---|---|---|---|---|---|---|---|---|---|---|---|---|---|---|---|---|---|---|---|---|---|---|---|---|---|
| YEAR | | | | | | | | | | NUMBER OF DAYS IN CLASS | | | | | | | | | | | | | | | | | | | | | | | | | CFS-DAYS |
| 1947 | | | | | | | | | | | 10 | 7 | 19 | 21 | 26 | 26 | 25 | 20 | 9 | 30 | 14 | 17 | 17 | 16 | 23 | 30 | 19 | 15 | 6 | 5 | 4 | 4 | 2 | | | | 57238.4 |
| 1948 | | | | | | | | | | 2 | 16 | 3 | 6 | 10 | 17 | 44 | 31 | 27 | 34 | 20 | 10 | 22 | 17 | 13 | 16 | 19 | 12 | 11 | 10 | 9 | 7 | 3 | 5 | 2 | | | 69727.9 |
| 1949 | | | | | | | | | | 2 | 7 | 8 | 12 | 15 | 34 | 26 | 9 | 14 | 10 | 17 | 12 | 36 | 42 | 29 | 19 | 16 | 10 | 8 | 10 | 10 | 9 | 2 | 6 | | 2 | | 76419.7 |
| 1950 | | | | | | | | | | 2 | 4 | 4 | 10 | 14 | 8 | 12 | 25 | 21 | 30 | 27 | 22 | 16 | 19 | 12 | 21 | 17 | 28 | 22 | 10 | 7 | 10 | 5 | 12 | 5 | | 2 | 118379.2 |
| 1951 | | | | | | | | | 2 | 3 | 6 | 24 | 10 | 3 | 3 | 15 | 25 | 18 | 16 | 16 | 17 | 32 | 31 | 34 | 26 | 17 | 23 | 12 | 12 | 6 | 7 | 5 | 2 | | | | 68304.2 |
| 1952 | | | | | | 1 | | | 3 | 19 | 9 | 6 | 9 | 9 | 14 | 12 | 12 | 15 | 13 | 13 | 11 | 25 | 25 | 38 | 40 | 21 | 20 | 16 | 12 | 9 | 7 | 3 | 3 | 1 | | | 77685.8 |
| 1953 | | | | | | | | | | 1 | | 15 | 18 | 30 | 16 | 8 | 4 | 11 | 11 | 12 | 26 | 34 | 45 | 39 | 30 | 22 | 16 | 10 | 7 | 5 | 3 | 1 | 1 | | | | 53893.6 |
| 1954 | | | 4 | 5 | 4 | 6 | 5 | 5 | 8 | 25 | 13 | 67 | 32 | 8 | 8 | 11 | 10 | 15 | 15 | 19 | 25 | 27 | 17 | 10 | 12 | 7 | 4 | 2 | 1 | | | | | | | | 16031.9 |

| CLASS | CFS | TOTAL | ACCUM | PERCT | CLASS | CFS | TOTAL | ACCUM | PERCT | CLASS | CFS | TOTAL | ACCUM | PERCT | CLASS | CFS | TOTAL | ACCUM | PERCT |
|---|---|---|---|---|---|---|---|---|---|---|---|---|---|---|---|---|---|---|---|
| 0 | 0.00 | 0 | 2922 | 100.0 | 9 | 2.30 | 65 | 2825 | 96.7 | 18 | 35.0 | 154 | 1700 | 58.2 | 27 | 550 | 68 | 232 | 7.9 |
| 1 | 0.10 | 4 | 2922 | 100.0 | 10 | 3.10 | 134 | 2760 | 94.5 | 19 | 48.0 | 137 | 1546 | 52.9 | 28 | 740 | 51 | 164 | 5.6 |
| 2 | 0.30 | 5 | 2918 | 99.9 | 11 | 4.20 | 116 | 2626 | 89.9 | 20 | 65.0 | 209 | 1409 | 48.2 | 29 | 1000 | 47 | 113 | 3.8 |
| 3 | 0.40 | 4 | 2913 | 99.7 | 12 | 5.70 | 110 | 2510 | 85.9 | 21 | 88.0 | 213 | 1200 | 41.1 | 30 | 1400 | 23 | 66 | 2.2 |
| 4 | 0.50 | 7 | 2909 | 99.6 | 13 | 7.70 | 126 | 2400 | 82.1 | 22 | 120.0 | 191 | 987 | 33.8 | 31 | 1800 | 31 | 43 | 1.4 |
| 5 | 0.70 | 5 | 2902 | 99.3 | 14 | 10.00 | 154 | 2274 | 77.8 | 23 | 160.0 | 187 | 796 | 27.2 | 32 | 2500 | 8 | 12 | .4 |
| 6 | 0.90 | 5 | 2897 | 99.1 | 15 | 14.00 | 141 | 2120 | 72.6 | 24 | 220.0 | 149 | 609 | 20.8 | 33 | 3400 | 2 | 4 | .1 |
| 7 | 1.20 | 13 | 2892 | 99.0 | 16 | 19.00 | 141 | 1979 | 67.7 | 25 | 300.0 | 132 | 460 | 15.7 | 34 | 4600 | 2 | 2 | |
| 8 | 1.70 | 54 | 2879 | 98.5 | 17 | 26.00 | 138 | 1838 | 62.9 | 26 | 400.0 | 96 | 328 | 11.2 | | | | | |

### LOWEST MEAN DISCHARGE, IN CFS, AND RANKING, FOR THE FOLLOWING NUMBER OF CONSECUTIVE DAYS IN YEAR ENDING MARCH 31

| YEAR | 1 | | 3 | | 7 | | 14 | | 30 | | 60 | | 90 | | 120 | | 183 | | ANNUAL | |
|---|---|---|---|---|---|---|---|---|---|---|---|---|---|---|---|---|---|---|---|---|
| 1948 | 2.10 | 5 | 2.30 | 5 | 2.60 | 4 | 2.70 | 2 | 3.70 | 3 | 7.20 | 4 | 9.40 | 3 | 9.60 | 2 | 12.90 | 2 | 197.00 | 4 |
| 1949 | 4.30 | 7 | 5.00 | 7 | 6.50 | 7 | 7.40 | 7 | 9.10 | 7 | 11.60 | 6 | 32.80 | 6 | 44.50 | 7 | 61.70 | 7 | 281.00 | 6 |
| 1950 | 2.20 | 6 | 2.30 | 6 | 2.60 | 5 | 4.00 | 5 | 5.90 | 5 | 6.70 | 3 | 11.80 | 4 | 22.70 | 5 | 40.00 | 4 | 289.00 | 7 |
| 1951 | 2.00 | 4 | 2.20 | 4 | 3.00 | 6 | 5.80 | 6 | 6.20 | 6 | 24.50 | 7 | 43.10 | 7 | 37.90 | 6 | 53.90 | 6 | 201.00 | 5 |
| 1952 | 0.50 | 1 | 1.20 | 2 | 1.90 | 2 | 2.90 | 3 | 3.00 | 2 | 3.30 | 1 | 5.20 | 2 | 10.90 | 3 | 35.40 | 3 | 190.00 | 3 |
| 1953 | 1.40 | 3 | 1.50 | 3 | 1.90 | 3 | 2.90 | 4 | 5.80 | 4 | 8.70 | 5 | 20.30 | 5 | 17.80 | 4 | 45.10 | 5 | 153.00 | 2 |
| 1954 | 0.60 | 2 | 0.80 | 1 | 1.50 | 1 | 2.50 | 1 | 2.90 | 1 | 3.40 | 2 | 3.50 | 1 | 3.60 | 1 | 11.70 | 1 | 82.20 | 1 |

### HIGHEST MEAN DISCHARGE, IN CFS, AND RANKING, FOR THE FOLLOWING NUMBER OF CONSECUTIVE DAYS IN YEAR ENDING SEPTEMBER 30

| YEAR | 1 | | 3 | | 7 | | 15 | | 30 | | 60 | | 90 | | 120 | | 183 | | ANNUAL | |
|---|---|---|---|---|---|---|---|---|---|---|---|---|---|---|---|---|---|---|---|---|
| 1947 | 2260.0 | 6 | 1840.0 | 5 | 1300.0 | 4 | 826.0 | 6 | 598.0 | 5 | 508.0 | 5 | 431.0 | 5 | 341.0 | 6 | 293.0 | 6 | 157.0 | 6 |
| 1948 | 2740.0 | 4 | 2410.0 | 3 | 1720.0 | 3 | 1320.0 | 3 | 1150.0 | 3 | 727.0 | 3 | 558.0 | 3 | 469.0 | 3 | 346.0 | 4 | 191.0 | 4 |
| 1949 | 3540.0 | 2 | 3040.0 | 2 | 1860.0 | 2 | 1440.0 | 2 | 1180.0 | 2 | 838.0 | 2 | 654.0 | 2 | 531.0 | 2 | 392.0 | 2 | 209.0 | 3 |
| 1950 | 4840.0 | 1 | 4250.0 | 1 | 2700.0 | 1 | 2430.0 | 1 | 1660.0 | 1 | 1240.0 | 1 | 935.0 | 1 | 850.0 | 1 | 580.0 | 1 | 324.0 | 1 |
| 1951 | 2010.0 | 7 | 1570.0 | 7 | 1170.0 | 6 | 922.0 | 5 | 577.0 | 6 | 453.0 | 6 | 419.0 | 6 | 387.0 | 5 | 327.0 | 5 | 187.0 | 5 |
| 1952 | 2980.0 | 3 | 2090.0 | 4 | 1220.0 | 5 | 1080.0 | 4 | 699.0 | 4 | 566.0 | 4 | 503.0 | 4 | 455.0 | 4 | 380.0 | 3 | 212.0 | 2 |
| 1953 | 2360.0 | 5 | 1690.0 | 6 | 966.0 | 7 | 657.0 | 7 | 490.0 | 7 | 341.0 | 7 | 304.0 | 7 | 261.0 | 7 | 235.0 | 7 | 148.0 | 7 |
| 1954 | 690.0 | 8 | 491.0 | 8 | 352.0 | 8 | 253.0 | 8 | 183.0 | 8 | 143.0 | 8 | 120.0 | 8 | 108.0 | 8 | 83.9 | 8 | 43.9 | 8 |

### STATISTICS ON NORMAL MONTHLY MEANS(ALL DAYS)

| OCT | NOV | DEC | JAN | FEB | MARCH | APRIL | MAY | JUNE | JULY | AUG | SEPT |
|---|---|---|---|---|---|---|---|---|---|---|---|
| BY ROWS(MEAN,VARIANCE,STANDARD DEVIATION, SKEWNESS, COEFF. OF VARIATION,PERCENTAGE OF AVERAGE FLOW) | | | | | | | | | | | |
| 0.2785E+02 | 0.7877E+02 | 0.2348E+03 | 0.6436E+03 | 0.3766E+03 | 0.3123E+03 | 0.2418E+03 | 0.1391E+03 | 0.7226E+02 | 0.8267E+02 | 0.1887E+02 | 0.2740E+02 |
| 0.1949E+04 | 0.7173E+04 | 0.1882E+05 | 0.3747E+06 | 0.5688E+05 | 0.3056E+05 | 0.1062E+05 | 0.9961E+04 | 0.1204E+04 | 0.3890E+04 | 0.7368E+03 | 0.1642E+04 |
| 0.4415E+02 | 0.8470E+02 | 0.1372E+03 | 0.6121E+03 | 0.2385E+03 | 0.1748E+03 | 0.1030E+03 | 0.9980E+02 | 0.3470E+02 | 0.6237E+02 | 0.2714E+02 | 0.4052E+02 |
| 0.2330E+01 | 0.1386E+01 | -0.1135E+01 | 0.9358E+00 | -0.2374E+00 | -0.9497E-01 | 0.7299E+00 | 0.6048E+00 | 0.3719E+00 | 0.8942E+00 | 0.2420E+01 | 0.1673E+01 |
| 0.1585E+01 | 0.1075E+01 | 0.5844E+00 | 0.9511E+00 | 0.6333E+00 | 0.5597E+00 | 0.4262E+00 | 0.7175E+00 | 0.4802E+00 | 0.7545E+00 | 0.1438E+01 | 0.1479E+01 |
| 0.1235E+01 | 0.3491E+01 | 0.1041E+02 | 0.2853E+02 | 0.1669E+02 | 0.1384E+02 | 0.1072E+02 | 0.6166E+01 | 0.3203E+01 | 0.3664E+01 | 0.8365E+00 | 0.1214E+01 |

### STATISTICS ON NORMAL ANNUAL MEANS(ALL DAYS)

| MEAN | VARIANCE | STANDARD DEVIATION | SKEWNESS | COEFF. OF VARIATION | SERIAL CORR |
|---|---|---|---|---|---|
| 0.1874E+03 | 0.8403E+04 | 0.9167E+02 | -0.1670E+00 | 0.4890E+00 | 0.3102E+00 |

STATISTICS ON LOG MONTHLY MEANS(ALL DAYS)

BY ROWS(MEAN,VARIANCE,STANDARD DEVIATION, SKEWNESS, COEFF. OF VARIATION,PERCENTAGE OF AVERAGE FLOW)

| OCT | NOV | DEC | JAN | FEB | MARCH | APRIL | MAY | JUNE | JULY | AUG | SEPT |
|---|---|---|---|---|---|---|---|---|---|---|---|
| 0.1111E+01 | 0.1613E+01 | 0.2124E+01 | 0.2568E+01 | 0.2456E+01 | 0.2424E+01 | 0.2351E+01 | 0.2041E+01 | 0.1812E+01 | 0.1792E+01 | 0.1046E+01 | 0.9242E+00 |
| 0.2865E+00 | 0.4087E+00 | 0.5730E+00 | 0.3401E+00 | 0.1648E+00 | 0.8176E-01 | 0.3311E-01 | 0.1094E+00 | 0.5252E-01 | 0.1516E+00 | 0.1726E+00 | 0.6269E+00 |
| 0.5353E+00 | 0.6393E+00 | 0.7570E+00 | 0.5832E+00 | 0.4059E+00 | 0.2859E+00 | 0.1820E+00 | 0.3307E+00 | 0.2292E+00 | 0.3893E+00 | 0.4155E+00 | 0.7918E+00 |
| 0.1348E+01 | -0.9284E+00 | -0.2254E+01 | -0.8564E+00 | -0.1086E+01 | -0.4163E+00 | 0.3130E+00 | 0.2349E+00 | -0.4069E+00 | -0.5875E+00 | 0.2171E+01 | 0.2007E+00 |
| 0.4818E+00 | 0.3963E+00 | 0.3565E+00 | 0.2271E+00 | 0.1653E+00 | 0.1180E+00 | 0.7739E-01 | 0.1620E+00 | 0.1265E+00 | 0.2172E+00 | 0.3972E+00 | 0.8567E+00 |
| 0.4991E+01 | 0.7245E+01 | 0.9539E+01 | 0.1153E+02 | 0.1103E+02 | 0.1089E+02 | 0.1056E+02 | 0.9170E+01 | 0.8139E+01 | 0.8052E+01 | 0.4698E+01 | 0.4152E+01 |

STATISTICS ON LOG ANNUAL MEANS(ALL DAYS)

| MEAN | VARIANCE | STANDARD DEVIATION | SKEWNESS | COEFF. OF VARIATION | SERIAL CORR |
|---|---|---|---|---|---|
| 0.2207E+01 | 0.8877E-01 | 0.2979E+00 | -0.1683E+01 | 0.1350E+00 | 0.5654E+00 |

## 03350100 Hinkle Creek near Cicero, Ind.

LOCATION.--Lat 40°06'05", long 86°05'10", in NW¼NW¼ sec.16, T.19 N., R.4 E., Hamilton County, on left bank on downstream side of county road bridge, 3.7 miles (6.0 km) above mouth, 4.0 miles (6.4 km) upstream from Morse Reservoir Dam, 4.2 miles (6.8 km) southwest of Cicero, and 5.7 miles (9.2 km) northwest of Noblesville.

DRAINAGE AREA.--18.5 mi² (47.9 km²).

DURATION TABLE OF DAILY DISCHARGE FOR YEAR ENDING SEPTEMBER 30

| CLASS | 0 | 1 | 2 | 3 | 4 | 5 | 6 | 7 | 8 | 9 | 10 | 11 | 12 | 13 | 14 | 15 | 16 | 17 | 18 | 19 | 20 | 21 | 22 | 23 | 24 | 25 | 26 | 27 | 28 | 29 | 30 | 31 | 32 | 33 | 34 |
|---|---|---|---|---|---|---|---|---|---|---|---|---|---|---|---|---|---|---|---|---|---|---|---|---|---|---|---|---|---|---|---|---|---|---|---|
| YEAR | NUMBER OF DAYS IN CLASS | | | | | | | | | | | | | | | | | | | | | | | | | | | | | | | | | | CFS_DAYS |
| 1956 | | | | | 2 | 5 | 4 | 5 | 9 | 14 | 7 | 9 | 19 | 34 | 42 | 45 | 28 | 28 | 37 | 29 | 17 | 11 | 7 | 4 | 5 | 3 | | | 1 | 1 | | | | | 6343.1 |
| 1957 | | | | | 1 | 14 | 20 | 18 | 4 | 4 | 5 | 21 | 14 | 13 | 15 | 18 | 36 | 38 | 31 | 21 | 21 | 20 | 17 | 9 | 12 | 6 | 2 | 3 | | 1 | | | | 1 | | | 11306.8 |
| 1958 | | | | | | | | | | | 19 | 5 | 7 | 37 | 59 | 71 | 49 | 19 | 22 | 16 | 21 | 12 | 8 | 4 | 6 | | 3 | 4 | 1 | 1 | 1 | | | | | 11619.5 |
| 1959 | | | | | | | 9 | 21 | 12 | 13 | 12 | 15 | 14 | 17 | 42 | 24 | 30 | 33 | 3 | [illegible] | [illegible] | 16 | 8 | 4 | 5 | 2 | | 1 | | | 2 | | | | | | 7296.4 |
| 1960 | | | | | | | | 10 | 21 | 10 | 27 | 24 | 35 | 30 | 42 | 40 | 34 | 24 | 20 | 14 | [illegible] | 6 | 7 | 6 | 4 | 2 | 2 | | | | | | | | | 4854.2 |
| 1961 | | | | | | | 1 | 11 | 9 | 15 | 41 | 28 | 54 | 25 | 22 | 26 | 22 | 16 | 18 | 11 | 12 | 11 | 17 | 9 | 6 | 6 | 1 | | 2 | 1 | 1 | | | | | | 8108.8 |
| 1962 | | | | | | | | | 31 | 14 | 36 | 27 | 18 | 25 | 23 | 52 | 35 | 29 | 25 | 12 | 11 | 6 | 6 | 5 | 4 | 2 | 1 | | 2 | | | | 1 | | | | 6516.0 |
| 1963 | | | | | | | 15 | 24 | 47 | 34 | 42 | 43 | 34 | 15 | 13 | 21 | 11 | 6 | 6 | 12 | 14 | 9 | 9 | 1 | 5 | 1 | 1 | 1 | | | | | 1 | | | | 5060.2 |
| 1964 | | | | | | | 23 | 38 | 61 | 43 | 28 | 15 | 14 | 16 | 15 | 15 | 14 | 18 | 10 | 11 | 9 | 9 | 10 | 4 | 5 | 4 | 1 | 1 | | 1 | | | | 1 | | | 6620.5 |
| 1965 | | | | | | 3 | 20 | 40 | 42 | 17 | 25 | 30 | 29 | 27 | 20 | 11 | 13 | 23 | 18 | 11 | 9 | 4 | 11 | 6 | 3 | 2 | | 1 | | | | | | | | | 4280.7 |
| 1966 | | | | | 12 | 14 | 7 | 11 | 14 | 30 | 10 | 51 | 52 | 15 | 22 | 39 | 21 | 14 | 18 | 13 | 9 | 3 | 4 | 3 | 1 | 2 | | | | | | | | | | | 2346.6 |
| 1967 | | | 3 | | 27 | 16 | 8 | 11 | 21 | 19 | 12 | 14 | 17 | 11 | 9 | 24 | 31 | 28 | 19 | 20 | 17 | 14 | 13 | 7 | 11 | 4 | 2 | 2 | 3 | 1 | 1 | | | | | | 7039.8 |
| 1968 | | | | | 4 | 1 | 8 | 12 | 32 | 25 | 20 | 19 | 16 | 9 | 35 | 43 | 23 | 19 | 14 | 21 | 7 | 13 | 14 | 8 | 9 | 5 | 2 | 2 | 3 | 1 | 1 | | | | | | 6996.0 |
| 1969 | | | | | | | 3 | 3 | 12 | 18 | 27 | 15 | 32 | 35 | 21 | 19 | 27 | 42 | 25 | 20 | 13 | 16 | 11 | 8 | 7 | 2 | 1 | 3 | 3 | 2 | | | | | | | 6626.8 |
| 1970 | | | | | | | | 12 | 13 | 24 | 32 | 15 | 10 | 20 | 17 | 16 | 22 | 40 | 44 | 27 | 24 | 16 | 12 | 7 | 3 | 3 | 4 | 1 | 1 | 1 | 1 | | | | | | 6567.0 |
| 1971 | | | | | | 3 | 4 | 9 | 15 | 12 | 18 | 20 | 26 | 36 | 23 | 41 | 36 | 33 | 28 | 16 | 18 | 8 | 5 | 4 | 2 | 1 | 1 | 2 | 1 | 2 | | | 1 | | | | 5720.8 |
| 1972 | | | | | | | | 7 | 22 | 24 | 16 | 13 | 35 | 28 | 6 | 12 | 34 | 43 | 26 | 28 | 21 | 16 | 12 | 7 | 4 | 4 | 4 | 1 | 2 | | 1 | | | | | | 6498.1 |
| 1973 | | | | | | | | | | 1 | 6 | 21 | 19 | 9 | 33 | 25 | 42 | 28 | 33 | 52 | 28 | 16 | 20 | 9 | 11 | 4 | 5 | 3 | | | | | | | | | 10517.6 |

| CLASS | CFS | TOTAL | ACCUM | PERCT | CLASS | CFS | TOTAL | ACCUM | PERCT | CLASS | CFS | TOTAL | ACCUM | PERCT | CLASS | CFS | TOTAL | ACCUM | PERCT |
|---|---|---|---|---|---|---|---|---|---|---|---|---|---|---|---|---|---|---|---|
| 0 | 0.00 | 0 | 6575 | 100.0 | 9 | 1.10 | 300 | 5599 | 85.2 | 18 | 16.0 | 396 | 1674 | 25.5 | 27 | 240 | 26 | 61 | .9 |
| 1 | 0.07 | 3 | 6575 | 100.0 | 10 | 1.40 | 376 | 5299 | 80.6 | 19 | 21.0 | 333 | 1278 | 19.4 | 28 | 320 | 16 | 35 | .5 |
| 2 | 0.09 | 0 | 6572 | 100.0 | 11 | 1.90 | 440 | 4923 | 74.9 | 20 | 29.0 | 253 | 945 | 14.4 | 29 | 430 | 9 | 19 | .2 |
| 3 | 0.10 | 43 | 6572 | 100.0 | 12 | 2.60 | 409 | 4483 | 68.2 | 21 | 39.0 | 200 | 692 | 10.5 | 30 | 580 | 4 | 10 | .1 |
| 4 | 0.20 | 37 | 6529 | 99.3 | 13 | 3.50 | 351 | 4074 | 62.0 | 22 | 53.0 | 148 | 492 | 7.5 | 31 | 790 | 2 | 6 | .0 |
| 5 | 0.30 | 52 | 6492 | 98.7 | 14 | 4.70 | 498 | 3723 | 56.6 | 23 | 71.0 | 102 | 324 | 4.9 | 32 | 1100 | 2 | 4 | .0 |
| 6 | 0.40 | 157 | 6440 | 97.9 | 15 | 6.40 | 530 | 3225 | 49.0 | 24 | 96.0 | 85 | 222 | 3.4 | 33 | 1400 | 2 | 2 | .0 |
| 7 | 0.60 | 296 | 6283 | 95.6 | 16 | 8.80 | 555 | 2695 | 41.0 | 25 | 130.0 | 52 | 137 | 2.1 | 34 | | | | |
| 8 | 0.80 | 388 | 5987 | 91.1 | 17 | 12.00 | 466 | 2140 | 32.5 | 26 | 180.0 | 24 | 85 | 1.3 | | | | | |

LOWEST MEAN DISCHARGE, IN CFS, AND RANKING, FOR THE FOLLOWING NUMBER OF CONSECUTIVE DAYS IN YEAR ENDING MARCH 31

| YEAR | 1 | | 3 | | 7 | | 14 | | 30 | | 60 | | 90 | | 120 | | 183 | | ANNUAL | |
|---|---|---|---|---|---|---|---|---|---|---|---|---|---|---|---|---|---|---|---|---|
| 1957 | 0.20 | 3 | 0.23 | 3 | 0.29 | 3 | 0.32 | 3 | 0.38 | 3 | 0.54 | 3 | 0.76 | 5 | 1.06 | 5 | 4.56 | 12 | 16.00 | 7 |
| 1958 | 1.40 | 16 | 1.47 | 16 | 1.84 | 16 | 2.07 | 16 | 3.10 | 16 | 6.37 | 16 | 5.86 | 15 | 9.57 | 16 | 24.00 | 17 | 37.00 | 17 |
| 1959 | 2.20 | 17 | 2.20 | 17 | 2.67 | 17 | 3.98 | 17 | 5.25 | 17 | 7.17 | 17 | 8.82 | 17 | 11.10 | 17 | 19.00 | 16 | 32.50 | 16 |
| 1960 | 0.40 | 7 | 0.40 | 7 | 0.46 | 9 | 0.62 | 8 | 0.86 | 12 | 1.11 | 11 | 1.60 | 10 | 2.40 | 12 | 3.46 | 9 | 14.70 | 6 |
| 1961 | 0.50 | 13 | 0.57 | 13 | 0.59 | 11 | 0.67 | 9 | 0.77 | 11 | 0.93 | 8 | 1.26 | 7 | 1.58 | 8 | 2.60 | 7 | 12.60 | 5 |
| 1962 | 1.20 | 15 | 1.27 | 15 | 1.34 | 15 | 1.46 | 15 | 2.55 | 15 | 3.98 | 15 | 5.07 | 14 | 7.93 | 14 | 12.10 | 15 | 30.00 | 15 |
| 1963 | 0.80 | 14 | 0.80 | 14 | 0.80 | 14 | 0.84 | 14 | 1.01 | 14 | 1.28 | 12 | 2.10 | 13 | 2.37 | 11 | 2.59 | 6 | 11.10 | 3 |
| 1964 | 0.40 | 8 | 0.40 | 8 | 0.41 | 6 | 0.44 | 4 | 0.47 | 4 | 0.57 | 4 | 0.68 | 3 | 0.76 | 3 | 0.93 | 1 | 10.30 | 2 |
| 1965 | 0.40 | 9 | 0.43 | 9 | 0.44 | 7 | 0.53 | 5 | 0.60 | 5 | 0.72 | 5 | 0.71 | 4 | 0.86 | 4 | 2.20 | 4 | 19.20 | 13 |
| 1966 | 0.30 | 5 | 0.30 | 5 | 0.36 | 5 | 0.54 | 6 | 0.69 | 7 | 1.65 | 13 | 1.93 | 12 | 2.23 | 10 | 2.48 | 5 | 9.08 | 1 |
| 1967 | 0.16 | 2 | 0.10 | 2 | 0.10 | 1 | 0.12 | 2 | 0.17 | 2 | 0.39 | 2 | 0.63 | 2 | 0.71 | 2 | 1.72 | 3 | 16.90 | 8 |
| 1968 | 0.07 | 1 | 0.08 | 1 | 0.10 | 2 | 0.10 | 1 | 0.13 | 1 | 0.19 | 1 | 0.33 | 1 | 0.52 | 1 | 1.15 | 2 | 17.50 | 9 |
| 1969 | 0.49 | 10 | 0.53 | 11 | 0.62 | 13 | 0.70 | 10 | 0.75 | 9 | 0.83 | 6 | 1.05 | 6 | 2.15 | 9 | 3.59 | 10 | 18.60 | 11 |
| 1970 | 0.31 | 6 | 0.35 | 6 | 0.44 | 8 | 0.77 | 13 | 0.98 | 13 | 3.66 | 14 | 7.64 | 16 | 8.35 | 15 | 11.30 | 14 | 18.90 | 12 |
| 1971 | 0.49 | 11 | 0.52 | 10 | 0.54 | 10 | 0.59 | 7 | 0.68 | 6 | 1.07 | 9 | 1.41 | 9 | 1.49 | 6 | 3.23 | 8 | 17.90 | 10 |
| 1972 | 0.21 | 4 | 0.24 | 4 | 0.30 | 4 | 0.70 | 11 | 0.76 | 10 | 0.93 | 7 | 1.33 | 8 | 1.55 | 7 | 3.99 | 11 | 11.70 | 4 |
| 1973 | 0.49 | 12 | 0.55 | 12 | 0.61 | 12 | 0.70 | 12 | 0.74 | 8 | 1.07 | 10 | 1.73 | 11 | 4.05 | 13 | 7.78 | 13 | 27.80 | 14 |

HIGHEST MEAN DISCHARGE, IN CFS, AND RANKING, FOR THE FOLLOWING NUMBER OF CONSECUTIVE DAYS IN YEAR ENDING SEPTEMBER 30

| YEAR | 1 | | 3 | | 7 | | 15 | | 30 | | 60 | | 90 | | 120 | | 183 | | ANNUAL | |
|---|---|---|---|---|---|---|---|---|---|---|---|---|---|---|---|---|---|---|---|---|
| 1956 | 470.0 | 13 | 322.0 | 10 | 145.0 | 9 | 110.0 | 11 | 62.4 | 13 | 41.6 | 15 | 31.6 | 16 | 32.3 | 14 | 26.5 | 14 | 17.3 | 13 |
| 1957 | 1760.0 | 1 | 704.0 | 1 | 331.0 | 2 | 165.0 | 3 | 111.0 | 2 | 81.7 | 3 | 84.8 | 1 | 69.5 | 1 | 55.3 | 1 | 31.0 | 2 |
| 1958 | 1020.0 | 5 | 530.0 | 3 | 408.0 | 1 | 218.0 | 1 | 115.0 | 1 | 84.7 | 1 | 65.0 | 2 | 51.8 | 2 | 38.3 | 4 | 31.8 | 1 |
| 1959 | 756.0 | 8 | 321.0 | 11 | 165.0 | 13 | 94.7 | 13 | 86.1 | 7 | 59.1 | 8 | 48.9 | 6 | 45.3 | 5 | 34.9 | 7 | 20.0 | 5 |
| 1960 | 215.0 | 17 | 133.0 | 17 | 99.7 | 17 | 60.7 | 17 | 39.8 | 17 | 34.1 | 17 | 29.1 | 17 | 25.5 | 17 | 20.4 | 17 | 13.3 | 16 |
| 1961 | 775.0 | 7 | 346.0 | 8 | 174.0 | 12 | 113.0 | 10 | 78.6 | 10 | 68.8 | 4 | 56.1 | 4 | 48.3 | 3 | 40.9 | 3 | 22.2 | 4 |
| 1962 | 1190.0 | 3 | 484.0 | 6 | 228.0 | 7 | 130.0 | 8 | 82.0 | 8 | 63.2 | 6 | 53.2 | 5 | 42.7 | 6 | 32.0 | 10 | 17.9 | 11 |
| 1963 | 1100.0 | 4 | 508.0 | 5 | 247.0 | 6 | 141.0 | 6 | 97.5 | 5 | 67.4 | 5 | 48.4 | 7 | 37.3 | 11 | 25.2 | 15 | 13.9 | 15 |
| 1964 | 1440.0 | 2 | 635.0 | 2 | 321.0 | 3 | 177.0 | 2 | 107.0 | 3 | 81.8 | 2 | 58.0 | 3 | 46.3 | 4 | 35.0 | 6 | 18.1 | 9 |
| 1965 | 319.0 | 15 | 160.0 | 16 | 111.0 | 16 | 72.5 | 16 | 47.8 | 16 | 41.3 | 16 | 36.8 | 14 | 30.0 | 15 | 21.4 | 16 | 11.7 | 17 |
| 1966 | 116.0 | 18 | 94.0 | 18 | 55.9 | 18 | 31.0 | 18 | 21.9 | 18 | 14.4 | 18 | 15.2 | 18 | 14.1 | 18 | 11.5 | 18 | 6.4 | 18 |
| 1967 | 531.0 | 12 | 391.0 | 7 | 251.0 | 5 | 131.0 | 7 | 71.8 | 12 | 50.1 | 12 | 38.3 | 12 | 41.7 | 8 | 36.9 | 5 | 19.3 | 6 |
| 1968 | 559.0 | 9 | 301.0 | 13 | 178.0 | 10 | 102.0 | 12 | 61.2 | 14 | 51.3 | 11 | 41.4 | 11 | 38.1 | 10 | 34.4 | 8 | 19.1 | 7 |
| 1969 | 393.0 | 14 | 328.0 | 9 | 203.0 | 8 | 142.0 | 5 | 95.3 | 6 | 58.9 | 9 | 43.0 | 9 | 40.9 | 9 | 29.6 | 11 | 18.2 | 8 |
| 1970 | 538.0 | 11 | 267.0 | 14 | 148.0 | 14 | 81.1 | 15 | 51.5 | 15 | 42.1 | 14 | 32.3 | 15 | 29.9 | 16 | 28.1 | 12 | 18.0 | 10 |
| 1971 | 878.0 | 6 | 514.0 | 4 | 285.0 | 4 | 151.0 | 4 | 101.0 | 4 | 60.9 | 7 | 42.7 | 10 | 34.8 | 12 | 27.1 | 13 | 15.7 | 14 |
| 1972 | 558.0 | 10 | 311.0 | 12 | 178.0 | 11 | 119.0 | 9 | 81.5 | 9 | 48.6 | 13 | 37.3 | 13 | 34.8 | 13 | 32.1 | 9 | 17.8 | 12 |
| 1973 | 215.0 | 18 | 175.0 | 15 | 114.0 | 15 | 87.7 | 14 | 77.2 | 11 | 57.1 | 10 | 45.2 | 8 | 41.8 | 7 | 41.9 | 2 | 28.8 | 3 |

STATISTICS ON NORMAL MONTHLY MEANS(ALL DAYS)

| OCT | NOV | DEC | JAN | FEB | MARCH | APRIL | MAY | JUNE | JULY | AUG | SEPT |
|---|---|---|---|---|---|---|---|---|---|---|---|
| BY ROWS(MEAN,VARIANCE,STANDARD DEVIATION, SKEWNESS, COEFF. OF VARIATION,PERCENTAGE OF AVERAGE FLOW) | | | | | | | | | | | |
| 0.5275E+01 | 0.1311E+02 | 0.2161E+02 | 0.2302E+02 | 0.2790E+02 | 0.3475E+02 | 0.4036E+02 | 0.1826E+02 | 0.2231E+02 | 0.1153E+02 | 0.6833E+01 | 0.2834E+01 |
| 0.4768E+02 | 0.2918E+03 | 0.5609E+03 | 0.4951E+03 | 0.5646E+03 | 0.5518E+03 | 0.9270E+03 | 0.1999E+03 | 0.1147E+04 | 0.1540E+03 | 0.1637E+03 | 0.8763E+01 |
| 0.6905E+01 | 0.1708E+02 | 0.2368E+02 | 0.2225E+02 | 0.2376E+02 | 0.2349E+02 | 0.3045E+02 | 0.1414E+02 | 0.3386E+02 | 0.1241E+02 | 0.1280E+02 | 0.2960E+01 |
| 0.2144E+01 | 0.1638E+01 | 0.1242E+01 | 0.1571E+01 | 0.2135E+01 | 0.9925E+00 | 0.9220E+00 | 0.1495E+01 | 0.2348E+01 | 0.1372E+01 | 0.3311E+01 | 0.1578E+01 |
| 0.1309E+01 | 0.1303E+01 | 0.1096E+01 | 0.9665E+00 | 0.8515E+00 | 0.6759E+00 | 0.7544E+00 | 0.7743E+00 | 0.1518E+01 | 0.1076E+01 | 0.1873E+01 | 0.1045E+01 |
| 0.2315E+01 | 0.5756E+01 | 0.9487E+01 | 0.1011E+02 | 0.1225E+02 | 0.1525E+02 | 0.1772E+02 | 0.8016E+01 | 0.9793E+01 | 0.5061E+01 | 0.2999E+01 | 0.1244E+01 |

STATISTICS ON NORMAL ANNUAL MEANS(ALL DAYS)

| MEAN | VARIANCE | STANDARD DEVIATION | SKEWNESS | COEFF. OF VARIATION | SERIAL CORR |
|---|---|---|---|---|---|
| 0.1891E+02 | 0.4149E+02 | 0.6441E+01 | 0.5601E+00 | 0.3406E+00 | 0.3380E+00 |

STATISTICS ON LOG MONTHLY MEANS(ALL DAYS)

| OCT | NOV | DEC | JAN | FEB | MARCH | APRIL | MAY | JUNE | JULY | AUG | SEPT |
|---|---|---|---|---|---|---|---|---|---|---|---|
| BY ROWS(MEAN,VARIANCE,STANDARD DEVIATION, SKEWNESS, COEFF. OF VARIATION,PERCENTAGE OF AVERAGE FLOW) | | | | | | | | | | | |
| 0.4109E+00 | 0.7437E+00 | 0.1038E+01 | 0.1162E+01 | 0.1285E+01 | 0.1450E+01 | 0.1468E+01 | 0.1158E+01 | 0.1034E+01 | 0.7914E+00 | 0.4148E+00 | 0.2175E+00 |
| 0.2870E+00 | 0.3760E+00 | 0.3308E+00 | 0.2127E+00 | 0.1930E+00 | 0.8292E-01 | 0.1459E+00 | 0.9013E-01 | 0.2456E+00 | 0.2712E+00 | 0.3456E+00 | 0.2416E+00 |
| 0.5357E+00 | 0.6132E+00 | 0.5752E+00 | 0.4612E+00 | 0.4394E+00 | 0.2880E+00 | 0.3820E+00 | 0.3002E+00 | 0.4956E+00 | 0.5208E+00 | 0.5879E+00 | 0.4915E+00 |
| 0.4142E+00 | 0.2269E+00 | -0.2558E+00 | -0.3165E+00 | -0.1026E+01 | 0.2444E+00 | -0.3632E+00 | 0.4830E+00 | 0.8711E+00 | 0.1794E+00 | 0.5665E+00 | -0.1519E+00 |
| 0.1304E+01 | 0.8245E+00 | 0.5541E+00 | 0.3970E+00 | 0.3419E+00 | 0.1985E+00 | 0.2602E+00 | 0.2593E+00 | 0.4795E+00 | 0.6580E+00 | 0.1417E+01 | 0.2260E+01 |
| 0.3677E+01 | 0.6656E+01 | 0.9290E+01 | 0.1040E+02 | 0.1150E+02 | 0.1298E+02 | 0.1314E+02 | 0.1036E+02 | 0.9251E+01 | 0.7083E+01 | 0.3712E+01 | 0.1947E+01 |

STATISTICS ON LOG ANNUAL MEANS(ALL DAYS)

| MEAN | VARIANCE | STANDARD DEVIATION | SKEWNESS | COEFF. OF VARIATION | SERIAL CORR |
|---|---|---|---|---|---|
| 0.1251E+01 | 0.2584E-01 | 0.1607E+00 | -0.8977E+00 | 0.1285E+00 | 0.2788E+00 |

**ANNUAL PEAKS**

| | |
|---|---|
| 1956 | 636 |
| 1957 | 4920 |
| 1958 | 1840 |
| 1959 | 950 |
| 1960 | 332 |
| 1961 | 4280 |
| 1962 | 2720 |
| 1963 | 2050 |
| 1964 | 3290 |
| 1965 | 715 |
| 1966 | 278 |
| 1967 | 1130 |
| 1968 | 1480 |
| 1969 | 1210 |
| 1970 | 1280 |
| 1971 | 1580 |
| 1972 | 1300 |
| 1973 | 810 |

## 03350500 Cicero Creek at Noblesville, Ind.

LOCATION.--Lat 40°03'20", long 86°02'30", in NW¼NE¼ sec.35, T.19 N., R.4 E., Hamilton County, on right bank 150 ft (46 m) downstream from bridge on State Highway 38, 1 mile (2 km) northwest of Noblesville, 1.5 miles (2.4 km) downstream from Hinkle Creek, and 2.5 miles (4.0 km) upstream from mouth.

DRAINAGE AREA.--216 mi² (559 km²).

REMARKS.--Flow regulated by Morse Reservoir (See sta 03350300).

DURATION TABLE OF DAILY DISCHARGE FOR YEAR ENDING SEPTEMBER 30

| CLASS | 0 | 1 | 2 | 3 | 4 | 5 | 6 | 7 | 8 | 9 | 10 | 11 | 12 | 13 | 14 | 15 | 16 | 17 | 18 | 19 | 20 | 21 | 22 | 23 | 24 | 25 | 26 | 27 | 28 | 29 | 30 | 31 | 32 | 33 | 34 | |
|---|---|---|---|---|---|---|---|---|---|---|---|---|---|---|---|---|---|---|---|---|---|---|---|---|---|---|---|---|---|---|---|---|---|---|---|---|
| YEAR | NUMBER OF DAYS IN CLASS | | | | | | | | | | | | | | | | | | | | | | | | | | | | | | | | | | | CFS_DAYS |
| 1951 | | | | | | | 6 | 8 | 15 | 14 | 5 | 3 | 8 | 4 | 17 | 34 | 16 | 21 | 34 | 27 | 39 | 20 | 13 | 19 | 15 | 11 | 11 | 9 | 9 | 5 | 2 | | | | | 78848.8 |
| 1952 | | | | 6 | 2 | 3 | 7 | 22 | 12 | 9 | 8 | 6 | 5 | 7 | 9 | 18 | 11 | 16 | 22 | 25 | 38 | 35 | 22 | 17 | 14 | 15 | 11 | 12 | 6 | 3 | 3 | 2 | | | | 86350.8 |
| 1953 | | | | | | | | 11 | 18 | 14 | 21 | 16 | 9 | 10 | 13 | 11 | 21 | 22 | 48 | 51 | 26 | 15 | 22 | 10 | 9 | 8 | 4 | 3 | 1 | 1 | 1 | | | | | 60597.8 |
| 1954 | | 2 | 1 | 12 | 12 | 6 | 11 | 7 | 33 | 46 | 41 | 15 | 10 | 6 | 17 | 13 | 21 | 26 | 23 | 25 | 8 | 9 | 9 | 6 | 4 | 1 | 1 | | | | | | | | | 18373.0 |
| 1955 | | | | | 2 | 1 | 2 | 8 | 11 | 4 | 5 | 7 | 24 | 25 | 27 | 21 | 27 | 18 | 30 | 18 | 23 | 27 | 20 | 16 | 19 | 14 | 5 | 3 | 4 | 1 | 3 | | | | | 61457.5 |
| 1956 | | | | | 14 | 31 | 38 | 10 | 2 | 2 | 2 | 1 | 3 | | 3 | 14 | 10 | 16 | 18 | 29 | 29 | 34 | 33 | 25 | 24 | 12 | 3 | 3 | 1 | 6 | 1 | 2 | | | | 71975.6 |
| 1957 | | | | 2 | 9 | 39 | 36 | 21 | 2 | 3 | 3 | 2 | 2 | 6 | 6 | 6 | 7 | 4 | 9 | 31 | 34 | 26 | 17 | 14 | 20 | 18 | 15 | 5 | 14 | 7 | 1 | 2 | 1 | 2 | 1 | 113811.9 |
| 1958 | | | | | | | 1 | | | | 4 | 4 | 3 | 6 | 10 | 14 | 17 | 51 | 49 | 44 | 36 | 20 | 21 | 15 | 14 | 14 | 11 | 11 | 3 | 7 | 2 | 3 | 3 | 2 | | 111160.7 |
| 1959 | | | | | | 9 | 25 | 15 | 10 | 5 | 6 | 3 | 6 | 16 | 20 | 15 | 19 | 24 | 15 | 21 | 25 | 25 | 22 | 32 | 14 | 11 | 7 | 8 | 3 | 4 | 2 | 3 | | | | 77296.0 |
| 1960 | | | | 4 | 7 | 6 | 3 | 4 | 5 | 7 | 9 | 7 | 11 | 11 | 13 | 16 | 21 | 40 | 53 | 44 | 26 | 18 | 18 | 10 | 7 | 8 | 5 | 6 | 5 | 2 | | | | | | 53738.3 |
| 1961 | | | | 1 | 21 | 30 | 17 | 7 | 10 | 15 | 16 | 16 | 11 | 11 | 14 | 20 | 16 | 17 | 13 | 25 | 9 | 14 | 15 | 12 | 9 | 8 | 12 | 10 | 8 | 4 | 4 | | | | | 70186.8 |
| 1962 | | | | | 9 | 36 | 21 | 6 | 7 | 5 | 3 | 5 | 8 | 11 | 6 | 19 | 31 | 32 | 21 | 29 | 28 | 35 | 10 | 9 | 8 | 6 | 5 | 5 | 4 | 1 | 2 | 2 | | 1 | | 61162.3 |
| 1963 | | | | | 3 | 20 | 15 | 6 | 6 | 3 | 7 | 15 | 30 | 25 | 33 | 22 | 56 | 24 | 20 | 12 | 10 | 6 | 8 | 10 | 11 | 3 | 9 | 5 | 2 | 1 | 1 | | 1 | 1 | | 49295.6 |
| 1964 | | | | 3 | 1 | 54 | 67 | 6 | 2 | 6 | 3 | 4 | 7 | 25 | 12 | 20 | 27 | 16 | 11 | 15 | 13 | 12 | 11 | 10 | 10 | 5 | 6 | 6 | 7 | 1 | 3 | | | 3 | | 64500.5 |
| 1965 | | | 2 | 21 | 21 | 38 | 22 | 5 | 7 | 10 | 10 | 4 | 24 | 18 | 19 | 14 | 12 | 14 | 10 | 21 | 19 | 22 | 12 | 7 | 7 | 7 | 5 | 8 | 4 | 1 | 1 | | | | | 44464.1 |
| 1966 | | | | | 6 | 11 | 13 | 4 | 4 | 2 | 5 | 8 | 4 | 21 | 21 | 25 | 51 | 31 | 33 | 41 | 32 | 13 | 12 | 11 | 7 | 5 | 1 | 2 | 2 | | | | | | | 27740.8 |
| 1967 | | | 2 | 17 | 26 | 24 | 8 | 4 | 2 | 4 | 5 | 4 | 10 | 17 | 20 | 26 | 24 | 13 | 14 | 27 | 27 | 13 | 11 | 12 | 12 | 12 | 11 | 8 | 6 | 3 | | 1 | 1 | 1 | | 69784.9 |
| 1968 | | | 15 | 11 | 4 | 28 | 21 | 7 | 6 | 4 | 10 | 3 | 9 | 14 | 13 | 16 | 24 | 30 | 14 | 23 | 16 | 17 | 13 | 15 | 10 | 14 | 6 | 8 | 4 | 5 | 2 | 2 | 1 | 1 | | 76103.8 |
| 1969 | | | 1 | 12 | 13 | 10 | 15 | 7 | 5 | 3 | 3 | 4 | 7 | 8 | 17 | 16 | 18 | 16 | 28 | 52 | 40 | 26 | 16 | 12 | 11 | 5 | 7 | 2 | 5 | 2 | 1 | 2 | 1 | | | 63239.0 |
| 1970 | | | | | | | 1 | 10 | 13 | 7 | 2 | 6 | 4 | 16 | 12 | 23 | 33 | 14 | 30 | 40 | 32 | 29 | 27 | 16 | 15 | 11 | 6 | 4 | 6 | 5 | 3 | | | | | 73909.5 |
| 1971 | | | | | | 4 | 8 | 10 | 14 | 6 | 11 | 8 | 10 | 16 | 11 | 28 | 11 | 38 | 31 | 34 | 41 | 24 | 10 | 15 | 13 | 7 | 5 | 3 | 2 | 4 | 1 | | | | | 54147.5 |
| 1972 | | | | 1 | 3 | 11 | 22 | 17 | 8 | 6 | 4 | 10 | 7 | 12 | 12 | 16 | 7 | 12 | 42 | 36 | 32 | 25 | 15 | 20 | 11 | 14 | 7 | 8 | 2 | 2 | 1 | 3 | | | | 69225.0 |
| 1973 | | | | | | | | 4 | 1 | 6 | 5 | 6 | 4 | 7 | 9 | 12 | 7 | 22 | 28 | 31 | 34 | 25 | 29 | 36 | 21 | 26 | 19 | 11 | 13 | 5 | 3 | 1 | | | | 115622.2 |

| CLASS | CFS | TOTAL | ACCUM | PERCT | CLASS | CFS | TOTAL | ACCUM | PERCT | CLASS | CFS | TOTAL | ACCUM | PERCT | CLASS | CFS | TOTAL | ACCUM | PERCT |
|---|---|---|---|---|---|---|---|---|---|---|---|---|---|---|---|---|---|---|---|
| 0 | 0.00 | 0 | 8401 | 100.0 | 9 | 5.50 | 188 | 7039 | 83.8 | 18 | 68.0 | 578 | 4221 | 50.2 | 27 | 830 | 141 | 403 | 4.7 |
| 1 | 0.60 | 2 | 8401 | 100.0 | 10 | 7.30 | 184 | 6851 | 81.5 | 19 | 89.0 | 689 | 3643 | 43.4 | 28 | 1100 | 111 | 262 | 3.1 |
| 2 | 0.80 | 21 | 8399 | 100.0 | 11 | 9.70 | 158 | 6667 | 79.4 | 20 | 120.0 | 623 | 2954 | 35.2 | 29 | 1400 | 70 | 151 | 1.7 |
| 3 | 1.00 | 96 | 8378 | 99.7 | 12 | 13.00 | 240 | 6509 | 77.5 | 21 | 160.0 | 500 | 2331 | 27.7 | 30 | 1900 | 37 | 81 | .9 |
| 4 | 1.40 | 158 | 8282 | 98.6 | 13 | 17.00 | 291 | 6269 | 74.6 | 22 | 210.0 | 378 | 1831 | 21.8 | 31 | 2500 | 24 | 44 | .5 |
| 5 | 1.80 | 363 | 8124 | 96.7 | 14 | 22.00 | 335 | 5978 | 71.2 | 23 | 270.0 | 357 | 1453 | 17.3 | 32 | 3300 | 8 | 20 | .2 |
| 6 | 2.40 | 350 | 7761 | 92.4 | 15 | 29.00 | 447 | 5643 | 67.2 | 24 | 360.0 | 284 | 1096 | 13.0 | 33 | 4400 | 11 | 12 | .1 |
| 7 | 3.20 | 188 | 7411 | 88.2 | 16 | 39.00 | 457 | 5196 | 61.8 | 25 | 470.0 | 232 | 812 | 9.7 | 34 | 5800 | 1 | 1 | .0 |
| 8 | 4.20 | 184 | 7223 | 86.0 | 17 | 51.00 | 518 | 4739 | 56.4 | 26 | 630.0 | 177 | 580 | 6.9 | | | | | |

LOWEST MEAN DISCHARGE, IN CFS, AND RANKING, FOR THE FOLLOWING NUMBER OF CONSECUTIVE DAYS IN YEAR ENDING MARCH 31

| YEAR | 1 | | 3 | | 7 | | 14 | | 30 | | 60 | | 90 | | 120 | | 183 | | ANNUAL | |
|---|---|---|---|---|---|---|---|---|---|---|---|---|---|---|---|---|---|---|---|---|
| 1952 | 2.40 | 20 | 2.70 | 19 | 3.13 | 18 | 3.84 | 18 | 4.23 | 12 | 4.57 | 8 | 7.64 | 7 | 13.80 | 7 | 46.30 | 14 | 214.00 | 18 |
| 1953 | 1.00 | 6 | 1.13 | 6 | 1.63 | 11 | 3.81 | 17 | 7.41 | 18 | 9.32 | 14 | 30.70 | 16 | 26.50 | 15 | 54.30 | 15 | 174.00 | 11 |
| 1954 | 2.20 | 19 | 2.40 | 18 | 3.33 | 19 | 3.99 | 19 | 4.96 | 13 | 5.67 | 11 | 6.46 | 5 | 7.17 | 5 | 16.20 | 4 | 92.70 | 1 |
| 1955 | 0.60 | 1 | 0.70 | 1 | 1.00 | 2 | 1.22 | 2 | 1.32 | 2 | 4.76 | 10 | 5.81 | 4 | 14.90 | 10 | 20.60 | 6 | 122.00 | 6 |
| 1956 | 1.50 | 13 | 1.50 | 11 | 1.56 | 9 | 1.63 | 5 | 1.83 | 5 | 2.19 | 2 | 28.20 | 15 | 91.00 | 20 | 95.60 | 18 | 147.00 | 8 |
| 1957 | 1.20 | 10 | 1.33 | 10 | 1.50 | 7 | 1.84 | 8 | 2.09 | 6 | 2.41 | 3 | 2.77 | 1 | 2.62 | 1 | 44.30 | 13 | 177.00 | 13 |
| 1958 | 2.50 | 21 | 8.17 | 22 | 11.20 | 21 | 13.70 | 21 | 42.50 | 22 | 97.70 | 22 | 106.00 | 22 | 151.00 | 22 | 268.00 | 22 | 401.00 | 22 |
| 1959 | 5.40 | 22 | 7.33 | 21 | 12.40 | 22 | 19.80 | 22 | 31.60 | 21 | 46.10 | 20 | 57.40 | 20 | 126.00 | 21 | 160.00 | 21 | 309.00 | 20 |
| 1960 | 1.80 | 17 | 2.00 | 16 | 2.21 | 16 | 2.66 | 13 | 3.51 | 10 | 4.65 | 9 | 8.02 | 8 | 14.30 | 9 | 30.60 | 9 | 154.00 | 9 |
| 1961 | 1.00 | 7 | 1.13 | 7 | 1.51 | 8 | 1.76 | 6 | 2.10 | 7 | 2.99 | 4 | 3.61 | 3 | 5.49 | 3 | 15.70 | 3 | 133.00 | 7 |
| 1962 | 1.20 | 8 | 1.60 | 13 | 1.66 | 12 | 2.11 | 11 | 5.05 | 14 | 26.60 | 18 | 45.40 | 17 | 54.40 | 17 | 74.30 | 16 | 257.00 | 19 |
| 1963 | 1.60 | 14 | 1.60 | 14 | 2.16 | 15 | 3.69 | 16 | 9.71 | 19 | 11.20 | 15 | 21.60 | 14 | 24.10 | 14 | 26.10 | 7 | 115.00 | 5 |
| 1964 | 1.60 | 15 | 1.87 | 15 | 1.96 | 13 | 1.98 | 9 | 2.24 | 8 | 3.34 | 6 | 7.36 | 6 | 6.16 | 4 | 15.50 | 2 | 101.00 | 2 |
| 1965 | 0.90 | 4 | 1.00 | 3 | 1.17 | 3 | 1.45 | 4 | 1.53 | 4 | 1.76 | 1 | 3.40 | 2 | 3.87 | 2 | 10.50 | 1 | 179.00 | 14 |
| 1966 | 1.30 | 11 | 1.30 | 9 | 1.43 | 6 | 2.34 | 12 | 3.97 | 11 | 20.30 | 17 | 19.90 | 13 | 23.20 | 13 | 27.80 | 8 | 106.00 | 3 |
| 1967 | 1.00 | 5 | 1.07 | 4 | 1.20 | 4 | 1.27 | 3 | 1.43 | 3 | 7.39 | 12 | 8.97 | 9 | 15.70 | 11 | 32.40 | 11 | 175.00 | 12 |
| 1968 | 0.83 | 2 | 0.87 | 2 | 0.92 | 1 | 0.96 | 1 | 1.13 | 1 | 3.67 | 7 | 10.40 | 10 | 14.10 | 8 | 18.00 | 5 | 198.00 | 17 |
| 1969 | 0.88 | 3 | 1.10 | 5 | 1.40 | 5 | 1.84 | 7 | 2.48 | 9 | 3.01 | 5 | 11.40 | 11 | 18.40 | 12 | 32.50 | 12 | 173.00 | 10 |
| 1970 | 1.20 | 9 | 1.20 | 8 | 1.59 | 10 | 2.10 | 10 | 6.23 | 16 | 56.90 | 21 | 73.80 | 21 | 68.10 | 19 | 117.00 | 19 | 190.00 | 15 |
| 1971 | 2.10 | 18 | 3.67 | 20 | 4.74 | 20 | 8.68 | 20 | 12.10 | 20 | 32.50 | 19 | 48.60 | 18 | 47.80 | 16 | 77.30 | 17 | 194.00 | 16 |
| 1972 | 1.30 | 12 | 1.57 | 12 | 2.16 | 14 | 3.06 | 14 | 7.01 | 17 | 9.13 | 13 | 11.60 | 12 | 11.90 | 6 | 31.00 | 10 | 110.00 | 4 |
| 1973 | 1.80 | 16 | 2.37 | 17 | 2.84 | 17 | 3.31 | 15 | 5.80 | 15 | 15.10 | 16 | 52.70 | 19 | 67.10 | 18 | 120.00 | 20 | 327.00 | 21 |

HIGHEST MEAN DISCHARGE, IN CFS, AND RANKING, FOR THE FOLLOWING NUMBER OF CONSECUTIVE DAYS IN YEAR ENDING SEPTEMBER 30

| YEAR | 1 | 3 | 7 | 15 | 30 | 60 | 90 | 120 | 183 | ANNUAL |
|---|---|---|---|---|---|---|---|---|---|---|
| 1951 | 2450.0 16 | 1950.0 15 | 1440.0 13 | 1090.0 12 | 678.0 16 | 523.0 12 | 475.0 10 | 436.0 9 | 371.0 6 | 216.0 5 |
| 1952 | 3060.0 9 | 2230.0 12 | 1300.0 16 | 1190.0 9 | 773.0 10 | 627.0 6 | 554.0 5 | 504.0 2 | 419.0 3 | 236.0 4 |
| 1953 | 2640.0 13 | 1880.0 17 | 1110.0 19 | 763.0 20 | 566.0 18 | 383.0 19 | 348.0 17 | 299.0 19 | 267.0 16 | 166.0 17 |
| 1954 | 698.0 23 | 504.0 23 | 366.0 23 | 274.0 22 | 199.0 23 | 156.0 22 | 133.0 23 | 119.0 23 | 94.1 23 | 50.3 23 |
| 1955 | 2450.0 17 | 1920.0 16 | 1240.0 17 | 807.0 18 | 467.0 20 | 337.0 20 | 329.0 20 | 324.0 17 | 261.0 17 | 168.0 15 |
| 1956 | 3060.0 10 | 2600.0 10 | 1990.0 9 | 1290.0 6 | 728.0 12 | 479.0 15 | 399.0 13 | 332.0 15 | 288.0 12 | 197.0 9 |
| 1957 | 6550.0 1 | 5680.0 1 | 3110.0 2 | 1600.0 3 | 1140.0 1 | 829.0 2 | 848.0 1 | 725.0 1 | 566.0 1 | 312.0 2 |
| 1958 | 4440.0 6 | 3890.0 3 | 3540.0 1 | 1970.0 1 | 1060.0 3 | 766.0 3 | 577.0 4 | 460.0 6 | 355.0 9 | 305.0 3 |
| 1959 | 2960.0 11 | 2450.0 11 | 1560.0 12 | 918.0 16 | 861.0 5 | 603.0 9 | 504.0 7 | 476.0 4 | 383.0 5 | 212.0 6 |
| 1960 | 1560.0 21 | 1430.0 21 | 1060.0 20 | 815.0 21 | 410.0 21 | 334.0 21 | 293.0 21 | 267.0 21 | 215.0 21 | 147.0 19 |
| 1961 | 2490.0 15 | 1970.0 14 | 1610.0 11 | 1150.0 11 | 804.0 8 | 711.0 4 | 579.0 3 | 496.0 3 | 368.0 7 | 192.0 10 |
| 1962 | 5140.0 3 | 3760.0 4 | 2000.0 8 | 1060.0 13 | 705.0 13 | 606.0 8 | 500.0 8 | 394.0 11 | 284.0 13 | 168.0 16 |
| 1963 | 4960.0 4 | 3710.0 6 | 2160.0 6 | 1360.0 4 | 965.0 4 | 609.0 7 | 437.0 11 | 337.0 14 | 239.0 18 | 135.0 20 |
| 1964 | 5780.0 2 | 4880.0 2 | 2810.0 3 | 1660.0 2 | 1080.0 2 | 843.0 1 | 595.0 2 | 465.0 5 | 338.0 10 | 176.0 13 |
| 1965 | 1940.0 20 | 1510.0 20 | 1060.0 21 | 773.0 19 | 529.0 19 | 459.0 17 | 400.0 12 | 328.0 16 | 227.0 20 | 122.0 21 |
| 1966 | 1050.0 22 | 742.0 22 | 470.0 22 | 273.0 23 | 207.0 22 | 150.0 23 | 133.0 22 | 130.0 22 | 121.0 22 | 76.0 22 |
| 1967 | 4420.0 7 | 3750.0 5 | 2280.0 4 | 1250.0 7 | 679.0 15 | 503.0 13 | 383.0 16 | 432.0 10 | 363.0 8 | 191.0 11 |
| 1968 | 4780.0 5 | 3260.0 7 | 2210.0 5 | 1330.0 5 | 760.0 11 | 677.0 5 | 508.0 6 | 458.0 7 | 386.0 4 | 208.0 7 |
| 1969 | 3530.0 8 | 3120.0 8 | 2000.0 7 | 1210.0 8 | 825.0 7 | 536.0 11 | 393.0 14 | 367.0 12 | 276.0 15 | 173.0 14 |
| 1970 | 2420.0 18 | 2060.0 13 | 1370.0 15 | 895.0 17 | 567.0 17 | 444.0 18 | 330.0 19 | 307.0 18 | 284.0 14 | 202.0 8 |
| 1971 | 2190.0 19 | 1690.0 19 | 1400.0 14 | 954.0 15 | 681.0 14 | 463.0 16 | 333.0 18 | 281.0 20 | 237.0 19 | 148.0 18 |
| 1972 | 2850.0 12 | 2780.0 9 | 1880.0 10 | 1160.0 10 | 833.0 6 | 501.0 14 | 384.0 15 | 339.0 13 | 313.0 11 | 189.0 12 |
| 1973 | 2500.0 14 | 1850.0 18 | 1130.0 18 | 977.0 14 | 796.0 9 | 591.0 10 | 480.0 9 | 452.0 8 | 472.0 2 | 317.0 1 |

STATISTICS ON NORMAL MONTHLY MEANS(ALL DAYS)

| OCT | NOV | DEC | JAN | FEB | MARCH | APRIL | MAY | JUNE | JULY | AUG | SEPT |
|---|---|---|---|---|---|---|---|---|---|---|---|
| BY ROWS(MEAN,VARIANCE,STANDARD DEVIATION, SKEWNESS, COEFF. OF VARIATION,PERCENTAGE OF AVERAGE FLOW) | | | | | | | | | | | |
| 0.6332E+02 | 0.1273E+03 | 0.2042E+03 | 0.2315E+03 | 0.2635E+03 | 0.3631E+03 | 0.3807E+03 | 0.1976E+03 | 0.1840E+03 | 0.1333E+03 | 0.6686E+02 | 0.3767E+02 |
| 0.7194E+04 | 0.3294E+05 | 0.5796E+05 | 0.3831E+05 | 0.3801E+05 | 0.4895E+05 | 0.8825E+05 | 0.1771E+05 | 0.6510E+05 | 0.1278E+05 | 0.8535E+04 | 0.1615E+04 |
| 0.8482E+02 | 0.1815E+03 | 0.2407E+03 | 0.1957E+03 | 0.1950E+03 | 0.2212E+03 | 0.2971E+03 | 0.1331E+03 | 0.2551E+03 | 0.1131E+03 | 0.9238E+02 | 0.4018E+02 |
| 0.2068E+01 | 0.1769E+01 | 0.1347E+01 | 0.7511E+00 | 0.7071E+00 | 0.7406E+00 | 0.1352E+01 | 0.1449E+01 | 0.2733E+01 | 0.7281E+00 | 0.2167E+01 | 0.1888E+01 |
| 0.1340E+01 | 0.1426E+01 | 0.1179E+01 | 0.8456E+00 | 0.7399E+00 | 0.6093E+00 | 0.7802E+00 | 0.6734E+00 | 0.1386E+01 | 0.8481E+00 | 0.1382E+01 | 0.1067E+01 |
| 0.2810E+01 | 0.5648E+01 | 0.9063E+01 | 0.1027E+02 | 0.1169E+02 | 0.1612E+02 | 0.1690E+02 | 0.8772E+01 | 0.8168E+01 | 0.5916E+01 | 0.2967E+01 | 0.1672E+01 |

STATISTICS ON NORMAL ANNUAL MEANS(ALL DAYS)

| MEAN | VARIANCE | STANDARD DEVIATION | SKEWNESS | COEFF. OF VARIATION | SERIAL CORR |
|---|---|---|---|---|---|
| 0.1872E+03 | 0.4247E+04 | 0.6517E+02 | 0.2469E+00 | 0.3481E+00 | 0.3722E+00 |

STATISTICS ON LOG MONTHLY MEANS(ALL DAYS)

| OCT | NOV | DEC | JAN | FEB | MARCH | APRIL | MAY | JUNE | JULY | AUG | SEPT |
|---|---|---|---|---|---|---|---|---|---|---|---|
| BY ROWS(MEAN,VARIANCE,STANDARD DEVIATION, SKEWNESS, COEFF. OF VARIATION,PERCENTAGE OF AVERAGE FLOW) | | | | | | | | | | | |
| 0.1447E+01 | 0.1527E+01 | 0.1842E+01 | 0.2091E+01 | 0.2236E+01 | 0.2479E+01 | 0.2457E+01 | 0.2214E+01 | 0.2036E+01 | 0.1915E+01 | 0.1485E+01 | 0.1333E+01 |
| 0.3530E+00 | 0.7013E+00 | 0.6496E+00 | 0.4135E+00 | 0.2832E+00 | 0.7713E-01 | 0.1182E+00 | 0.7204E-01 | 0.1692E+00 | 0.2382E+00 | 0.3173E+00 | 0.2726E+00 |
| 0.5941E+00 | 0.8374E+00 | 0.8060E+00 | 0.6430E+00 | 0.5321E+00 | 0.2777E+00 | 0.3437E+00 | 0.2684E+00 | 0.4113E+00 | 0.4881E+00 | 0.5633E+00 | 0.5221E+00 |
| 0.8628E-01 | -0.9355E-01 | -0.5322E+00 | -0.1263E+01 | -0.1971E+01 | -0.6278E-01 | -0.8004E-01 | 0.3322E+00 | 0.9282E+00 | -0.4216E+00 | 0.2581E+00 | -0.5494E+00 |
| 0.4107E+00 | 0.5483E+00 | 0.4375E+00 | 0.3075E+00 | 0.2380E+00 | 0.1120E+00 | 0.1399E+00 | 0.1212E+00 | 0.2020E+00 | 0.2548E+00 | 0.3792E+00 | 0.3917E+00 |
| 0.6273E+01 | 0.6622E+01 | 0.7989E+01 | 0.9068E+01 | 0.9695E+01 | 0.1075E+02 | 0.1065E+02 | 0.9599E+01 | 0.8827E+01 | 0.8305E+01 | 0.6441E+01 | 0.5779E+01 |

STATISTICS ON LOG ANNUAL MEANS(ALL DAYS)

| MEAN | VARIANCE | STANDARD DEVIATION | SKEWNESS | COEFF. OF VARIATION | SERIAL CORR |
|---|---|---|---|---|---|
| 0.2242E+01 | 0.3224E-01 | 0.1796E+00 | -0.1362E+01 | 0.8009E-01 | 0.2378E+00 |

**ANNUAL PEAKS**

| | |
|---|---|
| 1951 | 2510 |
| 1952 | 3060 |
| 1953 | 2850 |
| 1954 | 802 |
| 1955 | 2570 |
| 1956 | 3370 |
| 1957 | 9800 |
| 1958 | 5320 |
| 1959 | 4120 |
| 1960 | 1700 |
| 1961 | 3240 |
| 1962 | 7050 |
| 1963 | 5500 |
| 1964 | 7800 |
| 1965 | 2360 |
| 1966 | 1100 |
| 1967 | 4690 |
| 1968 | 4940 |
| 1969 | 3680 |
| 1970 | 2840 |
| 1971 | 2430 |
| 1972 | 3370 |
| 1973 | 2650 |

## 03350700 Stony Creek near Noblesville, Ind.

LOCATION.--Lat 40°01'44", long 85°59'42", in NE¼NE¼ sec.7, T.18 N., R.5 E., Hamilton County, on left bank at downstream side of county road bridge, 1.4 miles (2.3 km) upstream from mouth, and 1.4 miles (2.3 km) southeast of Noblesville.

DRAINAGE AREA.--50.8 mi² (131.6 km²).

DURATION TABLE OF DAILY DISCHARGE FOR YEAR ENDING SEPTEMBER 30

| CLASS | 0 | 1 | 2 | 3 | 4 | 5 | 6 | 7 | 8 | 9 | 10 | 11 | 12 | 13 | 14 | 15 | 16 | 17 | 18 | 19 | 20 | 21 | 22 | 23 | 24 | 25 | 26 | 27 | 28 | 29 | 30 | 31 | 32 | 33 | 34 | CFS_DAYS |
|---|---|---|---|---|---|---|---|---|---|---|---|---|---|---|---|---|---|---|---|---|---|---|---|---|---|---|---|---|---|---|---|---|---|---|---|---|
| YEAR | NUMBER OF DAYS IN CLASS | | | | | | | | | | | | | | | | | | | | | | | | | | | | | | | | | | | |
| 1968 | | 2 | 6 | 14 | 44 | 21 | 12 | 7 | 3 | 30 | 37 | 39 | 20 | 10 | 8 | 16 | 13 | 18 | 13 | 9 | 8 | 3 | 12 | 4 | 3 | 1 | 2 | 3 | | 4 | 2 | | | 1 | 1 | 18124.2 |
| 1969 | | | 1 | 16 | 31 | 15 | 14 | 23 | 15 | 30 | 18 | 23 | 25 | 31 | 18 | 16 | 16 | 10 | 11 | 9 | 11 | 3 | 8 | 5 | 6 | 2 | | 3 | 1 | | | 2 | 1 | 1 | | 17363.3 |
| 1970 | | | 11 | 29 | 23 | 12 | 10 | 26 | 15 | 8 | 19 | 19 | 16 | 34 | 31 | 25 | 22 | 13 | 10 | 11 | 6 | 4 | 7 | 4 | 3 | 1 | 4 | 1 | | | | 1 | | | | 14820.6 |
| 1971 | | 31 | 30 | 34 | 56 | 21 | 18 | 19 | 20 | 13 | 16 | 17 | 15 | 10 | 9 | 9 | 10 | 8 | 6 | 4 | 5 | 2 | 2 | 2 | 1 | 1 | | 1 | | 1 | 2 | 1 | 1 | | | 10564.1 |
| 1972 | | 33 | 34 | 13 | 17 | 12 | 17 | 14 | 16 | 21 | 16 | 26 | 25 | 22 | 21 | 12 | 8 | 12 | 8 | 4 | 9 | 1 | 7 | 2 | 3 | 6 | 2 | 1 | 1 | 2 | | | 1 | | | 14185.4 |
| 1973 | | | | | 16 | 23 | 27 | 18 | 13 | 5 | 12 | 29 | 19 | 17 | 14 | 16 | 15 | 24 | 15 | 18 | 9 | 8 | 22 | 15 | 12 | 5 | 3 | 4 | 1 | 1 | 1 | 3 | | | | 24380.3 |

| CLASS | CFS | TOTAL | ACCUM | PERCT | CLASS | CFS | TOTAL | ACCUM | PERCT | CLASS | CFS | TOTAL | ACCUM | PERCT | CLASS | CFS | TOTAL | ACCUM | PERCT |
|---|---|---|---|---|---|---|---|---|---|---|---|---|---|---|---|---|---|---|---|
| 0 | 0.00 | 0 | 2557 | 100.0 | 9 | 16.00 | 118 | 1630 | 63.7 | 18 | 67.0 | 84 | 487 | 19.0 | 27 | 270 | 18 | 56 | 2.1 |
| 1 | 4.70 | 66 | 2557 | 100.0 | 10 | 19.00 | 129 | 1512 | 59.1 | 19 | 78.0 | 69 | 403 | 15.8 | 28 | 320 | 6 | 38 | 1.4 |
| 2 | 5.50 | 82 | 2491 | 97.4 | 11 | 22.00 | 160 | 1383 | 54.1 | 20 | 91.0 | 63 | 334 | 13.1 | 29 | 370 | 8 | 32 | 1.2 |
| 3 | 6.40 | 121 | 2409 | 94.2 | 12 | 26.00 | 133 | 1223 | 47.8 | 21 | 110.0 | 26 | 271 | 10.6 | 30 | 430 | 6 | 24 | .9 |
| 4 | 7.50 | 205 | 2288 | 89.5 | 13 | 31.00 | 132 | 1090 | 42.6 | 22 | 120.0 | 72 | 245 | 9.6 | 31 | 510 | 9 | 18 | .7 |
| 5 | 8.80 | 118 | 2083 | 81.5 | 14 | 36.00 | 123 | 958 | 37.5 | 23 | 150.0 | 40 | 173 | 6.8 | 32 | 590 | 5 | 9 | .3 |
| 6 | 10.00 | 114 | 1965 | 76.8 | 15 | 42.00 | 124 | 835 | 32.7 | 24 | 170.0 | 38 | 133 | 5.2 | 33 | 690 | 2 | 4 | .1 |
| 7 | 12.00 | 131 | 1851 | 72.4 | 16 | 49.00 | 111 | 711 | 27.8 | 25 | 200.0 | 20 | 95 | 3.7 | 34 | 810 | 2 | 2 | .0 |
| 8 | 14.00 | 90 | 1720 | 67.3 | 17 | 57.00 | 113 | 600 | 23.5 | 26 | 230.0 | 19 | 75 | 2.9 | | | | | |

LOWEST MEAN DISCHARGE, IN CFS, AND RANKING, FOR THE FOLLOWING NUMBER OF CONSECUTIVE DAYS IN YEAR ENDING MARCH 31

| YEAR | 1 | | 3 | | 7 | | 14 | | 30 | | 60 | | 90 | | 120 | | 183 | | ANNUAL | |
|---|---|---|---|---|---|---|---|---|---|---|---|---|---|---|---|---|---|---|---|---|
| 1969 | 6.00 | 4 | 6.37 | 4 | 6.53 | 4 | 6.76 | 3 | 7.13 | 3 | 7.63 | 2 | 8.48 | 3 | 13.50 | 4 | 17.70 | 3 | 51.30 | 4 |
| 1970 | 8.30 | 6 | 8.37 | 6 | 8.47 | 6 | 9.26 | 6 | 9.97 | 5 | 19.30 | 6 | 26.90 | 6 | 28.30 | 6 | 34.10 | 6 | 46.80 | 3 |
| 1971 | 5.50 | 2 | 5.67 | 2 | 5.86 | 2 | 6.17 | 2 | 6.55 | 2 | 7.69 | 3 | 8.18 | 2 | 8.54 | 2 | 9.54 | 1 | 33.70 | 2 |
| 1972 | 4.70 | 1 | 4.77 | 1 | 4.86 | 1 | 4.89 | 1 | 5.20 | 1 | 5.46 | 1 | 5.81 | 1 | 5.76 | 1 | 10.80 | 2 | 26.80 | 1 |
| 1973 | 6.00 | 3 | 6.10 | 3 | 6.41 | 3 | 6.86 | 4 | 7.56 | 4 | 9.66 | 4 | 11.70 | 4 | 13.10 | 3 | 17.90 | 4 | 62.70 | 5 |

HIGHEST MEAN DISCHARGE, IN CFS, AND RANKING, FOR THE FOLLOWING NUMBER OF CONSECUTIVE DAYS IN YEAR ENDING SEPTEMBER 30

| YEAR | 1 | | 3 | | 7 | | 15 | | 30 | | 60 | | 90 | | 120 | | 183 | | ANNUAL | |
|---|---|---|---|---|---|---|---|---|---|---|---|---|---|---|---|---|---|---|---|---|
| 1968 | 838.0 | 2 | 505.0 | 2 | 381.0 | 2 | 241.0 | 3 | 139.0 | 6 | 97.3 | 6 | 87.4 | 4 | 84.5 | 4 | 80.2 | 3 | 49.5 | 3 |
| 1969 | 808.0 | 3 | 650.0 | 1 | 396.0 | 1 | 268.0 | 1 | 197.0 | 1 | 126.0 | 3 | 92.9 | 3 | 89.9 | 3 | 71.4 | 4 | 47.6 | 4 |
| 1970 | 513.0 | 7 | 308.0 | 7 | 204.0 | 7 | 133.0 | 7 | 94.8 | 7 | 72.7 | 7 | 74.5 | 6 | 67.0 | 6 | 58.7 | 6 | 40.6 | 5 |
| 1971 | 610.0 | 5 | 427.0 | 5 | 328.0 | 3 | 210.0 | 6 | 154.0 | 5 | 99.6 | 5 | 71.4 | 7 | 62.2 | 7 | 49.3 | 7 | 28.9 | 7 |
| 1972 | 665.0 | 4 | 466.0 | 4 | 320.0 | 4 | 229.0 | 4 | 163.0 | 4 | 102.0 | 4 | 80.7 | 5 | 72.8 | 5 | 66.3 | 5 | 38.8 | 6 |
| 1973 | 586.0 | 6 | 410.0 | 6 | 279.0 | 6 | 215.0 | 5 | 165.0 | 3 | 128.0 | 2 | 103.0 | 2 | 94.1 | 2 | 99.9 | 2 | 66.8 | 2 |

STATISTICS ON NORMAL MONTHLY MEANS(ALL DAYS)

| OCT | NOV | DEC | JAN | FEB | MARCH | APRIL | MAY | JUNE | JULY | AUG | SEPT |
|---|---|---|---|---|---|---|---|---|---|---|---|
| BY ROWS(MEAN,VARIANCE,STANDARD DEVIATION, SKEWNESS, COEFF. OF VARIATION,PERCENTAGE OF AVERAGE FLOW) | | | | | | | | | | | |
| 0.1617E+02 | 0.4383E+02 | 0.5675E+02 | 0.6249E+02 | 0.8016E+02 | 0.5976E+02 | 0.8887E+02 | 0.4742E+02 | 0.3554E+02 | 0.1904E+02 | 0.2585E+02 | 0.1169E+02 |
| 0.3413E+03 | 0.3303E+04 | 0.9387E+03 | 0.1771E+04 | 0.2101E+04 | 0.1441E+04 | 0.2270E+04 | 0.9886E+03 | 0.2785E+03 | 0.1045E+03 | 0.6478E+03 | 0.4931E+02 |
| 0.1847E+02 | 0.5747E+02 | 0.3064E+02 | 0.4209E+02 | 0.4584E+02 | 0.3796E+02 | 0.4765E+02 | 0.3144E+02 | 0.1669E+02 | 0.1022E+02 | 0.2545E+02 | 0.7022E+01 |
| 0.2364E+01 | 0.1761E+01 | -0.5305E+00 | 0.1337E+01 | 0.5641E+00 | 0.2101E+01 | 0.2558E-01 | 0.2324E+01 | 0.7643E+00 | 0.2065E+01 | 0.1783E+01 | 0.1742E+01 |
| 0.1143E+01 | 0.1311E+01 | 0.5399E+00 | 0.6735E+00 | 0.5719E+00 | 0.6352E+00 | 0.5362E+00 | 0.6630E+00 | 0.4696E+00 | 0.5370E+00 | 0.9847E+00 | 0.6009E+00 |
| 0.2953E+01 | 0.8004E+01 | 0.1036E+02 | 0.1141E+02 | 0.1464E+02 | 0.1091E+02 | 0.1623E+02 | 0.8661E+01 | 0.6490E+01 | 0.3478E+01 | 0.4721E+01 | 0.2134E+01 |

STATISTICS ON NORMAL ANNUAL MEANS(ALL DAYS)

| MEAN | VARIANCE | STANDARD DEVIATION | SKEWNESS | COEFF. OF VARIATION | SERIAL CORR |
|---|---|---|---|---|---|
| 0.4537E+02 | 0.1635E+03 | 0.1279E+02 | 0.7318E+00 | 0.2818E+00 | 0.5635E-01 |

STATISTICS ON LOG MONTHLY MEANS(ALL DAYS)

| OCT | NOV | DEC | JAN | FEB | MARCH | APRIL | MAY | JUNE | JULY | AUG | SEPT |
|---|---|---|---|---|---|---|---|---|---|---|---|
| BY ROWS(MEAN,VARIANCE,STANDARD DEVIATION, SKEWNESS, COEFF. OF VARIATION,PERCENTAGE OF AVERAGE FLOW) | | | | | | | | | | | |
| 0.1057E+01 | 0.1334E+01 | 0.1666E+01 | 0.1702E+01 | 0.1829E+01 | 0.1721E+01 | 0.1867E+01 | 0.1621E+01 | 0.1511E+01 | 0.1240E+01 | 0.1252E+01 | 0.1015E+01 |
| 0.1221E+00 | 0.3131E+00 | 0.1217E+00 | 0.1164E+00 | 0.9224E-01 | 0.5166E-01 | 0.1138E+00 | 0.4684E-01 | 0.4082E-01 | 0.3610E-01 | 0.1655E+00 | 0.4949E-01 |
| 0.3495E+00 | 0.5595E+00 | 0.3489E+00 | 0.3412E+00 | 0.3037E+00 | 0.2273E+00 | 0.3373E+00 | 0.2164E+00 | 0.2021E+00 | 0.1900E+00 | 0.4069E+00 | 0.2225E+00 |
| 0.1840E+01 | 0.7231E+00 | -0.1527E+01 | -0.1007E+01 | -0.1031E+01 | 0.1110E+01 | -0.1686E+01 | 0.2001E+01 | 0.2649E+00 | 0.1568E+01 | 0.3538E+00 | 0.1158E+01 |
| 0.3305E+00 | 0.4193E+00 | 0.2093E+00 | 0.2005E+00 | 0.1660E+00 | 0.1321E+00 | 0.1807E+00 | 0.1335E+00 | 0.1337E+00 | 0.1532E+00 | 0.3248E+00 | 0.2192E+00 |
| 0.5935E+01 | 0.7489E+01 | 0.9353E+01 | 0.9551E+01 | 0.1027E+02 | 0.9658E+01 | 0.1048E+02 | 0.9099E+01 | 0.8482E+01 | 0.6960E+01 | 0.7030E+01 | 0.5696E+01 |

STATISTICS ON LOG ANNUAL MEANS(ALL DAYS)

| MEAN | VARIANCE | STANDARD DEVIATION | SKEWNESS | COEFF. OF VARIATION | SERIAL CORR |
|---|---|---|---|---|---|
| 0.1643E+01 | 0.1480E-01 | 0.1216E+00 | 0.1704E-01 | 0.7406E-01 | 0.9807E-01 |

ANNUAL PEAKS

| | |
|---|---|
| 1968 | 1010 |
| 1969 | 848 |
| 1970 | 665 |
| 1971 | 813 |
| 1972 | 763 |
| 1973 | 730 |

## 03351000 White River near Nora, Ind.

LOCATION.--Lat 39°54'35", long 86°06'20", in NW¼NW¼ sec.20, T.17 N., R.4 E., Marion County, on downstream side of center pier of bridge on State Highway 100, 2 miles (3 km) east of Nora, 14 miles (23 km) upstream from Fall Creek, and at mile 253.4 (407.7 km).

DRAINAGE AREA.--1,219 mi² (3,157 km²).

REMARKS.--Flow slightly regulated by Morse Reservoir (See sta 03350300).

### DURATION TABLE OF DAILY DISCHARGE FOR YEAR ENDING SEPTEMBER 30

| CLASS | 0 | 1 | 2 | 3 | 4 | 5 | 6 | 7 | 8 | 9 | 10 | 11 | 12 | 13 | 14 | 15 | 16 | 17 | 18 | 19 | 20 | 21 | 22 | 23 | 24 | 25 | 26 | 27 | 28 | 29 | 30 | 31 | 32 | 33 | 34 | |
|---|---|---|---|---|---|---|---|---|---|---|---|---|---|---|---|---|---|---|---|---|---|---|---|---|---|---|---|---|---|---|---|---|---|---|---|---|
| YEAR | NUMBER OF DAYS IN CLASS | | | | | | | | | | | | | | | | | | | | | | | | | | | | | | | | | | | CFS-DAYS |
| 1930 | | | | | 1 | 9 | 33 | 40 | 13 | 10 | 19 | 33 | 17 | 14 | 11 | 27 | 26 | 21 | 25 | 11 | 10 | 10 | 3 | 5 | 4 | 3 | 3 | 4 | 4 | 2 | 3 | 3 | 1 | | | 521420.0 |
| 1931 | | | | | 9 | 30 | 91 | 50 | 41 | 27 | 24 | 13 | 20 | 16 | 11 | 10 | 11 | 7 | 1 | 2 | | 2 | | | | | | | | | | | | | | 116123.0 |
| 1932 | | | | | 13 | 14 | 26 | 27 | 14 | 19 | 22 | 23 | 14 | 17 | 32 | 26 | 31 | 14 | 21 | 10 | 8 | 8 | 8 | 6 | 4 | 3 | 3 | 1 | 2 | | | | | | | 352095.0 |
| 1933 | | | | | | | 2 | 15 | 36 | 29 | 16 | 22 | 19 | 12 | 19 | 25 | 28 | 22 | 21 | 6 | 20 | 22 | 10 | 12 | 5 | 4 | 8 | 3 | 1 | 2 | 2 | 1 | 3 | | | 615999.0 |
| 1934 | | 3 | 7 | 10 | 24 | 19 | 20 | 27 | 67 | 60 | 33 | 30 | 17 | 11 | 13 | 7 | 4 | 2 | 3 | 1 | 2 | | 2 | 2 | 1 | | | | | | | | | | | 125905.0 |
| 1935 | | | | 14 | 45 | 33 | 40 | 25 | 23 | 16 | 17 | 26 | 29 | 18 | 14 | 12 | 16 | 7 | 7 | 4 | 6 | 2 | 1 | 2 | 3 | | 3 | 1 | 1 | | | | | | | 204356.0 |
| 1936 | | 1 | 3 | 32 | 47 | 25 | 33 | 36 | 21 | 33 | 11 | 15 | 17 | 15 | 13 | 16 | 14 | 8 | 6 | 2 | 4 | 2 | 3 | 3 | 1 | 2 | | 1 | 2 | | | | | | | 191180.0 |
| 1937 | | | | | | | 3 | 10 | 23 | 37 | 21 | 24 | 17 | 15 | 20 | 29 | 25 | 21 | 26 | 16 | 16 | 13 | 7 | 5 | 13 | 7 | 8 | 3 | 3 | | | 1 | 1 | 1 | | 578651.0 |
| 1938 | | | | | | | | 6 | 15 | 36 | 21 | 29 | 27 | 26 | 32 | 27 | 24 | 16 | 12 | 14 | 12 | 11 | 13 | 11 | 5 | 5 | 5 | 6 | 3 | 3 | 2 | 3 | 1 | | | 617551.0 |
| 1939 | | | | | 18 | 4 | 21 | 27 | 40 | 23 | 21 | 23 | 30 | 23 | 23 | 20 | 17 | 10 | 10 | 7 | 8 | 8 | 2 | 8 | 5 | 5 | 5 | 1 | 1 | 1 | 2 | 2 | | | | 403443.0 |
| 1940 | | | 16 | 17 | 25 | 42 | 37 | 47 | 29 | 10 | 9 | 21 | 29 | 13 | 11 | 11 | 14 | 4 | 9 | 7 | 5 | 2 | 1 | 2 | 1 | 1 | 1 | 2 | | | | | | | | 182562.0 |
| 1941 | | 13 | 12 | 23 | 44 | 23 | 55 | 55 | 51 | 27 | 20 | 17 | 7 | 3 | 2 | 1 | 2 | 1 | 3 | 2 | 1 | 2 | 1 | | | | | | | | | | | | | 85957.0 |
| 1942 | | | 2 | 1 | 16 | 3 | 30 | 48 | 26 | 38 | 21 | 21 | 26 | 15 | 17 | 19 | 23 | 10 | 6 | 6 | 4 | 5 | 8 | 2 | 2 | 6 | 6 | 3 | 1 | | | | | | | 315552.0 |
| 1943 | | | | | | | 16 | 24 | 2 | 23 | 11 | 27 | 34 | 33 | 38 | 23 | 22 | 23 | 24 | 12 | 11 | 11 | 3 | 3 | 6 | 6 | 2 | 4 | | 1 | 3 | | | 2 | 1 | 520079.0 |
| 1944 | | | | | 9 | 33 | 19 | 70 | 59 | 22 | 15 | 14 | 11 | 6 | 7 | 12 | 11 | 17 | 18 | 8 | 9 | 3 | 4 | 3 | 6 | 2 | 2 | 2 | | 2 | | 1 | 1 | | | 319329.0 |
| 1945 | | | | | 20 | 51 | 48 | 15 | 9 | 12 | 11 | 22 | 17 | 16 | 9 | 28 | 25 | 18 | 10 | 10 | 8 | 7 | 7 | 3 | 5 | 5 | 1 | 4 | 4 | | | | | | | 352005.0 |
| 1946 | | | | | 1 | 7 | 20 | 6 | 16 | 9 | 10 | 30 | 26 | 35 | 34 | 24 | 28 | 21 | 16 | 11 | 18 | 19 | 8 | 11 | 3 | 6 | 6 | | | | | | | | | 428538.0 |
| 1947 | | | | | 5 | 8 | 5 | 16 | 42 | 24 | 18 | 38 | 22 | 20 | 21 | 13 | 13 | 14 | 24 | 15 | 22 | 12 | 12 | 4 | 4 | 5 | 4 | 3 | 1 | | | | | | | 408323.0 |
| 1948 | | | | | | 1 | 16 | 23 | 19 | 34 | 38 | 45 | 25 | 21 | 18 | 7 | 25 | 12 | 13 | 7 | 12 | 9 | 6 | 7 | 5 | 2 | 3 | 4 | 7 | 3 | 4 | | | | | 500363.0 |
| 1949 | | | | | | 1 | 13 | 24 | 22 | 23 | 14 | 19 | 25 | 19 | 18 | 19 | 42 | 26 | 27 | 7 | 14 | 9 | 7 | 6 | 5 | 8 | 7 | 2 | 5 | 2 | 1 | | | | | 508656.0 |
| 1950 | | | | | | | | 7 | 30 | 29 | 25 | 21 | 14 | 21 | 19 | 23 | 21 | 17 | 21 | 15 | 18 | 21 | 14 | 9 | 7 | 4 | 1 | 8 | 5 | 4 | 6 | 3 | 2 | | | 748840.0 |
| 1951 | | | | | | | 37 | 9 | 11 | 8 | 20 | 26 | 26 | 10 | 29 | 25 | 25 | 21 | 25 | 12 | 15 | 16 | 9 | 11 | 11 | 8 | 4 | 4 | 2 | | 1 | | | | | 518056.0 |
| 1952 | | | | | | 19 | 34 | 15 | 16 | 22 | 16 | 10 | 14 | 16 | 15 | 20 | 33 | 25 | 19 | 15 | 16 | 13 | 12 | 12 | 8 | 7 | 3 | 2 | 1 | 3 | | | | | | 491555.0 |
| 1953 | | | | | | 3 | 21 | 12 | 37 | 22 | 8 | 18 | 25 | 31 | 37 | 35 | 31 | 19 | 15 | 12 | 10 | 8 | 6 | 3 | 5 | 1 | 3 | 1 | 2 | | | | | | | 349313.0 |
| 1954 | | | 1 | 19 | 10 | 37 | 63 | 43 | 31 | 28 | 24 | 16 | 24 | 11 | 13 | 11 | 10 | 7 | 5 | 5 | 4 | 2 | 1 | | | | | | | | | | | | | 134922.0 |
| 1955 | | | | 2 | 7 | 12 | 12 | 14 | 29 | 53 | 22 | 32 | 20 | 21 | 15 | 20 | 14 | 22 | 20 | 8 | 14 | 10 | 8 | 3 | 4 | | 1 | 2 | | | | | | | | 301023.0 |
| 1956 | | | | | | 5 | 15 | 6 | 3 | 24 | 26 | 19 | 44 | 24 | 28 | 24 | 23 | 27 | 32 | 12 | 17 | 6 | 10 | 7 | 1 | 4 | 3 | 3 | 2 | 1 | | | | | | 426244.0 |
| 1957 | | | | | 4 | 22 | 30 | 15 | 10 | 17 | 24 | 17 | 8 | 24 | 27 | 23 | 19 | 17 | 14 | 9 | 16 | 10 | 12 | 13 | 7 | 10 | 4 | 4 | 3 | 2 | 1 | | 2 | | 1 | 590374.0 |
| 1958 | | | | | | | | | 9 | 12 | 20 | 30 | 36 | 39 | 51 | 44 | 25 | 14 | 12 | 16 | 14 | 8 | 9 | 7 | 4 | 1 | 2 | 2 | 3 | 1 | 3 | 2 | 1 | | | 614297.0 |
| 1959 | | | | | | 1 | 19 | 23 | 17 | 15 | 32 | 40 | 21 | 19 | 9 | 11 | 23 | 19 | 28 | 19 | 18 | 18 | 6 | 7 | 3 | 7 | 2 | | 3 | 3 | 2 | | | | | 480774.0 |
| 1960 | | | | | | 1 | 24 | 9 | 23 | 23 | 26 | 23 | 37 | 40 | 41 | 29 | 24 | 15 | 9 | 9 | 6 | 6 | 5 | 7 | 3 | 4 | 1 | 1 | | | | | | | | 309259.0 |
| 1961 | | | | | | 2 | 96 | 29 | 18 | 16 | 25 | 19 | 17 | 14 | 18 | 12 | 12 | 8 | 12 | 5 | 12 | 6 | 9 | 7 | 6 | 12 | 2 | 3 | 3 | 2 | | | | | | 404964.0 |
| 1962 | | | | | | | | 21 | 32 | 24 | 46 | 33 | 29 | 31 | 30 | 20 | 23 | 13 | 15 | 8 | 4 | 9 | 4 | 9 | 4 | 3 | | 3 | 1 | 1 | | 1 | 1 | | | 375008.0 |
| 1963 | | | | | | 1 | 28 | 53 | 84 | 40 | 25 | 23 | 20 | 21 | 10 | 3 | 6 | 4 | 9 | 8 | 4 | 5 | 5 | 6 | 4 | 2 | | 1 | | | | 2 | 1 | | | 274246.0 |
| 1964 | | | | | 1 | 24 | 77 | 67 | 29 | 11 | 13 | 28 | 14 | 5 | 7 | 11 | 12 | 12 | 11 | 5 | 3 | 4 | 4 | 4 | 7 | 5 | 2 | 3 | 2 | 1 | | 1 | 1 | 1 | 1 | 390115.0 |
| 1965 | | | | | 2 | 24 | 52 | 31 | 41 | 36 | 16 | 19 | 17 | 13 | 12 | 9 | 15 | 18 | 15 | 6 | 8 | 4 | 3 | 5 | 7 | 8 | 2 | 2 | | | | | | | | 304138.0 |
| 1966 | | | | | | 6 | 37 | 36 | 66 | 46 | 34 | 31 | 22 | 24 | 12 | 14 | 14 | 8 | 3 | 3 | 3 | 2 | 1 | 2 | 1 | | | | | | | | | | | 161003.0 |
| 1967 | | | | | 6 | 10 | 53 | 44 | 18 | 15 | 15 | 19 | 20 | 14 | 23 | 17 | 17 | 11 | 17 | 8 | 9 | 13 | 9 | 6 | 9 | 5 | 3 | | 1 | 1 | 2 | | | | | 386567.0 |
| 1968 | | | | | | 3 | 7 | 31 | 26 | 24 | 15 | 33 | 36 | 28 | 22 | 19 | 24 | 11 | 18 | 14 | 9 | 11 | 9 | 5 | 3 | 3 | 8 | 3 | 2 | 2 | | | | | | 427277.0 |
| 1969 | | | | | | | | 11 | 19 | 25 | 21 | 22 | 36 | 27 | 35 | 41 | 35 | 21 | 15 | 7 | 12 | 7 | 9 | 7 | 3 | 1 | 6 | 2 | 1 | 1 | 1 | | | | | 415733.0 |
| 1970 | | | | | | | | 6 | 25 | 15 | 14 | 48 | 27 | 29 | 26 | 28 | 38 | 19 | 25 | 16 | 12 | 5 | 8 | 5 | 10 | 2 | 3 | 4 | | | | | | | | 407565.0 |
| 1971 | | | | | | | 8 | 15 | 39 | 31 | 30 | 53 | 45 | 27 | 30 | 17 | 17 | 10 | 11 | 8 | 4 | 4 | 5 | | 3 | 1 | 4 | 1 | 2 | | | | | | | 281028.0 |
| 1972 | | | | | | | | 23 | 46 | 28 | 19 | 10 | 25 | 29 | 29 | 32 | 26 | 21 | 15 | 12 | 11 | 13 | 7 | 3 | 5 | 6 | 1 | 1 | 2 | 2 | | | | | | 394670.0 |
| 1973 | | | | | | | | | | 12 | 12 | 19 | 20 | 13 | 36 | 30 | 33 | 19 | 27 | 31 | 24 | 19 | 22 | 13 | 10 | 9 | 8 | 6 | 2 | | | | | | | 660601.0 |

| CLASS | CFS | TOTAL | ACCUM | PERCT | CLASS | CFS | TOTAL | ACCUM | PERCT | CLASS | CFS | TOTAL | ACCUM | PERCT | CLASS | CFS | TOTAL | ACCUM | PERCT |
|---|---|---|---|---|---|---|---|---|---|---|---|---|---|---|---|---|---|---|---|
| 0 | 0.00 | 0 | 16071 | 100.0 | 9 | 230.00 | 1085 | 11645 | 72.5 | 18 | 1300.0 | 677 | 3272 | 20.4 | 27 | 7400 | 100 | 289 | 1.7 |
| 1 | 49.00 | 17 | 16071 | 100.0 | 10 | 280.00 | 892 | 10560 | 65.7 | 19 | 1600.0 | 417 | 2595 | 16.1 | 28 | 8900 | 71 | 189 | 1.1 |
| 2 | 59.00 | 41 | 16054 | 99.9 | 11 | 340.00 | 1091 | 9668 | 60.2 | 20 | 1900.0 | 455 | 2178 | 13.6 | 29 | 11000 | 42 | 118 | .7 |
| 3 | 72.00 | 118 | 16013 | 99.6 | 12 | 410.00 | 1020 | 8577 | 53.4 | 21 | 2300.0 | 383 | 1723 | 10.7 | 30 | 13000 | 31 | 76 | .4 |
| 4 | 87.00 | 307 | 15895 | 98.9 | 13 | 500.00 | 876 | 7557 | 47.0 | 22 | 2800.0 | 292 | 1340 | 8.3 | 31 | 16000 | 21 | 45 | .2 |
| 5 | 110.00 | 473 | 15588 | 97.0 | 14 | 600.00 | 925 | 6681 | 41.6 | 23 | 3400.0 | 248 | 1048 | 6.5 | 32 | 19000 | 16 | 24 | .1 |
| 6 | 130.00 | 1141 | 15115 | 94.1 | 15 | 730.00 | 881 | 5756 | 35.8 | 24 | 4100.0 | 206 | 800 | 5.0 | 33 | 23000 | 5 | 8 | |
| 7 | 160.00 | 1111 | 13974 | 87.0 | 16 | 880.00 | 940 | 4875 | 30.3 | 25 | 5000.0 | 176 | 594 | 3.7 | 34 | 28000 | 3 | 3 | |
| 8 | 190.00 | 1218 | 12863 | 80.0 | 17 | 1100.00 | 663 | 3935 | 24.5 | 26 | 6100.0 | 129 | 418 | 2.6 | | | | | |

### LOWEST MEAN DISCHARGE, IN CFS, AND RANKING, FOR THE FOLLOWING NUMBER OF CONSECUTIVE DAYS IN YEAR ENDING MARCH 31

| YEAR | 1 | | 3 | | 7 | | 14 | | 30 | | 60 | | 90 | | 120 | | 183 | | ANNUAL | |
|---|---|---|---|---|---|---|---|---|---|---|---|---|---|---|---|---|---|---|---|---|
| 1931 | 96.00 | 11 | 118.00 | 19 | 125.00 | 19 | 130.00 | 19 | 135.00 | 17 | 141.00 | 13 | 164.00 | 17 | 159.00 | 12 | 169.00 | 6 | 392.00 | 2 |
| 1932 | 96.00 | 12 | 101.00 | 12 | 107.00 | 12 | 119.00 | 14 | 171.00 | 24 | 187.00 | 22 | 194.00 | 20 | 244.00 | 20 | 277.00 | 19 | 959.00 | 20 |
| 1933 | 93.00 | 9 | 93.70 | 9 | 99.40 | 8 | 101.00 | 8 | 118.00 | 9 | 151.00 | 19 | 191.00 | 19 | 245.00 | 21 | 313.00 | 24 | 1050.00 | 26 |
| 1934 | 147.00 | 31 | 155.00 | 32 | 177.00 | 35 | 196.00 | 37 | 207.00 | 35 | 224.00 | 33 | 258.00 | 28 | 276.00 | 28 | 311.00 | 23 | 1040.00 | 25 |
| 1935 | 52.00 | 2 | 57.30 | 2 | 62.40 | 3 | 67.20 | 3 | 85.90 | 5 | 102.00 | 4 | 108.00 | 4 | 117.00 | 2 | 122.00 | 1 | 269.00 | 1 |
| 1936 | 88.00 | 6 | 89.00 | 6 | 91.90 | 6 | 100.00 | 7 | 108.00 | 6 | 119.00 | 6 | 142.00 | 8 | 166.00 | 13 | 201.00 | 11 | 761.00 | 12 |
| 1937 | 56.00 | 3 | 73.00 | 5 | 79.10 | 5 | 81.90 | 5 | 85.30 | 4 | 96.60 | 3 | 100.00 | 2 | 121.00 | 4 | 256.00 | 17 | 1190.00 | 30 |
| 1938 | 219.00 | 40 | 224.00 | 40 | 226.00 | 39 | 234.00 | 38 | 243.00 | 37 | 451.00 | 41 | 445.00 | 38 | 512.00 | 38 | 658.00 | 37 | 1440.00 | 35 |
| 1939 | 144.00 | 29 | 148.00 | 29 | 150.00 | 27 | 156.00 | 25 | 167.00 | 23 | 187.00 | 23 | 219.00 | 23 | 262.00 | 25 | 341.00 | 27 | 1480.00 | 36 |
| 1940 | 89.00 | 7 | 91.30 | 7 | 95.10 | 7 | 98.80 | 6 | 109.00 | 7 | 121.00 | 7 | 147.00 | 13 | 150.00 | 7 | 187.00 | 8 | 659.00 | 7 |
| 1941 | 59.00 | 4 | 62.00 | 3 | 62.30 | 2 | 64.50 | 2 | 72.50 | 2 | 80.50 | 2 | 89.40 | 1 | 103.00 | 1 | 131.00 | 2 | 403.00 | 3 |
| 1942 | 49.00 | 1 | 51.30 | 1 | 53.40 | 1 | 53.80 | 1 | 69.50 | 1 | 74.50 | 1 | 101.00 | 3 | 119.00 | 3 | 152.00 | 4 | 596.00 | 5 |
| 1943 | 142.00 | 28 | 147.00 | 27 | 156.00 | 28 | 157.00 | 27 | 159.00 | 22 | 198.00 | 25 | 258.00 | 29 | 273.00 | 26 | 375.00 | 30 | 899.00 | 18 |
| 1944 | 150.00 | 33 | 157.00 | 33 | 163.00 | 31 | 168.00 | 28 | 174.00 | 26 | 180.00 | 21 | 201.00 | 21 | 260.00 | 24 | 290.00 | 20 | 1280.00 | 31 |
| 1945 | 89.00 | 8 | 91.30 | 8 | 99.60 | 9 | 107.00 | 9 | 114.00 | 8 | 118.00 | 5 | 126.00 | 5 | 129.00 | 5 | 134.00 | 3 | 787.00 | 15 |

LOWEST MEAN DISCHARGE, IN CFS, AND RANKING, FOR THE FOLLOWING NUMBER OF CONSECUTIVE DAYS IN YEAR ENDING MARCH 31

| | | | | | | | | | | |
|---|---|---|---|---|---|---|---|---|---|---|
| 1946 | 184.00 38 | 201.00 38 | 216.00 38 | 259.00 40 | 281.00 39 | 382.00 39 | 489.00 40 | 736.00 43 | 736.00 40 | 1490.00 37 |
| 1947 | 99.00 15 | 107.00 13 | 109.00 13 | 116.00 13 | 129.00 16 | 145.00 16 | 167.00 18 | 191.00 17 | 310.00 22 | 784.00 14 |
| 1948 | 149.00 32 | 159.00 35 | 164.00 32 | 177.00 31 | 226.00 36 | 252.00 34 | 268.00 32 | 288.00 30 | 385.00 31 | 1420.00 34 |
| 1949 | 125.00 24 | 139.00 26 | 146.00 25 | 156.00 26 | 172.00 25 | 196.00 24 | 238.00 25 | 296.00 31 | 494.00 35 | 1780.00 40 |
| 1950 | 117.00 21 | 133.00 24 | 149.00 26 | 168.00 29 | 189.00 29 | 209.00 28 | 258.00 30 | 286.00 29 | 362.00 28 | 1810.00 41 |
| 1951 | 214.00 39 | 217.00 39 | 233.00 40 | 257.00 39 | 325.00 41 | 380.00 38 | 548.00 41 | 519.00 39 | 722.00 39 | 1520.00 38 |
| 1952 | 111.00 18 | 112.00 17 | 116.00 16 | 121.00 15 | 128.00 12 | 139.00 11 | 157.00 15 | 191.00 18 | 329.00 26 | 1330.00 32 |
| 1953 | 126.00 25 | 130.00 22 | 137.00 22 | 148.00 23 | 183.00 27 | 214.00 29 | 318.00 35 | 299.00 32 | 390.00 32 | 963.00 21 |
| 1954 | 112.00 19 | 117.00 18 | 123.00 18 | 126.00 18 | 129.00 13 | 135.00 10 | 143.00 9 | 156.00 10 | 195.00 10 | 594.00 4 |
| 1955 | 67.00 5 | 71.00 4 | 74.60 4 | 78.80 4 | 82.50 3 | 121.00 8 | 132.00 6 | 171.00 14 | 222.00 14 | 737.00 10 |
| 1956 | 94.00 10 | 96.00 10 | 102.00 10 | 110.00 10 | 136.00 18 | 200.00 26 | 366.00 36 | 445.00 36 | 540.00 36 | 935.00 19 |
| 1957 | 98.00 14 | 109.00 14 | 111.00 14 | 114.00 12 | 119.00 10 | 127.00 9 | 139.00 7 | 188.00 16 | 241.00 15 | 830.00 16 |
| 1958 | 245.00 42 | 245.00 42 | 256.00 42 | 271.00 41 | 383.00 43 | 520.00 42 | 550.00 42 | 701.00 40 | 1320.00 43 | 2010.00 43 |
| 1959 | 272.00 43 | 283.00 43 | 293.00 43 | 305.00 43 | 326.00 42 | 413.00 40 | 480.00 39 | 707.00 42 | 888.00 42 | 1840.00 42 |
| 1960 | 124.00 23 | 131.00 23 | 137.00 23 | 142.00 21 | 151.00 21 | 171.00 20 | 204.00 22 | 248.00 23 | 324.00 25 | 1000.00 23 |
| 1961 | 117.00 20 | 128.00 21 | 131.00 20 | 134.00 20 | 140.00 19 | 147.00 17 | 151.00 14 | 151.00 8 | 169.00 7 | 745.00 11 |
| 1962 | 154.00 35 | 158.00 34 | 162.00 30 | 182.00 32 | 245.00 38 | 316.00 37 | 304.00 33 | 369.00 35 | 431.00 33 | 1410.00 33 |
| 1963 | 145.00 30 | 150.00 30 | 159.00 29 | 171.00 30 | 199.00 32 | 222.00 32 | 239.00 26 | 246.00 22 | 246.00 16 | 769.00 13 |
| 1964 | 105.00 16 | 111.00 15 | 113.00 15 | 122.00 17 | 129.00 14 | 141.00 12 | 145.00 10 | 148.00 6 | 164.00 5 | 611.00 6 |
| 1965 | 108.00 17 | 112.00 16 | 120.00 17 | 121.00 16 | 129.00 15 | 142.00 14 | 146.00 11 | 156.00 9 | 191.00 9 | 1130.00 27 |
| 1966 | 132.00 26 | 138.00 25 | 146.00 24 | 154.00 24 | 183.00 28 | 209.00 27 | 226.00 24 | 276.00 27 | 270.00 18 | 676.00 8 |
| 1967 | 97.00 13 | 98.30 11 | 102.00 11 | 113.00 11 | 127.00 11 | 142.00 15 | 147.00 12 | 159.00 11 | 208.00 12 | 887.00 17 |
| 1968 | 119.00 22 | 124.00 20 | 136.00 21 | 144.00 22 | 149.00 20 | 151.00 18 | 163.00 16 | 173.00 15 | 212.00 13 | 1030.00 24 |
| 1969 | 172.00 37 | 176.00 37 | 183.00 37 | 184.00 34 | 194.00 30 | 219.00 30 | 260.00 31 | 366.00 34 | 493.00 34 | 1160.00 28 |
| 1970 | 225.00 41 | 233.00 41 | 249.00 41 | 273.00 42 | 309.00 40 | 583.00 43 | 667.00 43 | 704.00 41 | 833.00 41 | 1160.00 29 |
| 1971 | 139.00 27 | 148.00 28 | 165.00 33 | 192.00 36 | 202.00 34 | 268.00 36 | 315.00 34 | 336.00 33 | 371.00 29 | 966.00 22 |
| 1972 | 151.00 34 | 155.00 31 | 166.00 34 | 183.00 33 | 197.00 31 | 222.00 31 | 249.00 27 | 242.00 19 | 297.00 21 | 714.00 9 |
| 1973 | 163.00 36 | 169.00 36 | 179.00 36 | 187.00 35 | 200.00 33 | 256.00 35 | 383.00 37 | 488.00 37 | 710.00 38 | 1750.00 39 |

HIGHEST MEAN DISCHARGE, IN CFS, AND RANKING, FOR THE FOLLOWING NUMBER OF CONSECUTIVE DAYS IN YEAR ENDING SEPTEMBER 30

| YEAR | 1 | 3 | 7 | 15 | 30 | 60 | 90 | 120 | 183 | ANNUAL |
|---|---|---|---|---|---|---|---|---|---|---|
| 1930 | 20100.0 9 | 18100.0 10 | 15800.0 5 | 11700.0 3 | 7340.0 3 | 4790.0 4 | 4040.0 3 | 3340.0 4 | 2550.0 7 | 1430.0 8 |
| 1931 | 2520.0 44 | 2220.0 44 | 1540.0 44 | 1310.0 44 | 1000.0 43 | 817.0 42 | 647.0 43 | 547.0 43 | 449.0 43 | 318.0 43 |
| 1932 | 9960.0 28 | 9170.0 26 | 6790.0 26 | 5480.0 21 | 3880.0 21 | 2950.0 22 | 2440.0 21 | 2080.0 24 | 1630.0 26 | 962.0 28 |
| 1933 | 22900.0 6 | 22300.0 5 | 16100.0 4 | 9340.0 8 | 5890.0 10 | 4990.0 3 | 3920.0 4 | 3190.0 6 | 2890.0 2 | 1690.0 3 |
| 1934 | 4320.0 41 | 3850.0 41 | 2890.0 40 | 1760.0 40 | 1350.0 41 | 939.0 41 | 712.0 42 | 617.0 42 | 498.0 42 | 345.0 42 |
| 1935 | 9480.0 29 | 8050.0 32 | 6790.0 27 | 4510.0 30 | 2600.0 35 | 1650.0 38 | 1450.0 38 | 1240.0 37 | 947.0 37 | 560.0 37 |
| 1936 | 10100.0 27 | 9080.0 28 | 5850.0 31 | 3360.0 39 | 2180.0 39 | 1780.0 37 | 1530.0 37 | 1240.0 38 | 907.0 38 | 522.0 38 |
| 1937 | 26100.0 4 | 22000.0 6 | 13500.0 7 | 9730.0 6 | 6660.0 6 | 4690.0 7 | 3610.0 7 | 3300.0 5 | 2560.0 6 | 1590.0 7 |
| 1938 | 22900.0 7 | 18600.0 9 | 10800.0 10 | 10100.0 5 | 7340.0 4 | 5280.0 2 | 3890.0 5 | 3430.0 3 | 2650.0 4 | 1690.0 4 |
| 1939 | 18200.0 13 | 15400.0 13 | 10300.0 13 | 6240.0 15 | 4150.0 19 | 3550.0 14 | 3280.0 12 | 2640.0 15 | 1910.0 17 | 1110.0 22 |
| 1940 | 8330.0 36 | 7810.0 33 | 5830.0 32 | 3690.0 36 | 2430.0 37 | 1610.0 39 | 1370.0 39 | 1170.0 39 | 866.0 39 | 499.0 39 |
| 1941 | 2860.0 42 | 2560.0 42 | 1920.0 42 | 1480.0 43 | 954.0 44 | 574.0 44 | 455.0 44 | 396.0 44 | 340.0 44 | 235.0 44 |
| 1942 | 9080.0 32 | 7770.0 34 | 5290.0 38 | 4320.0 31 | 2910.0 29 | 2460.0 27 | 2250.0 25 | 1880.0 30 | 1480.0 31 | 865.0 31 |
| 1943 | 31500.0 1 | 27300.0 1 | 17400.0 2 | 12300.0 2 | 7210.0 5 | 4120.0 10 | 3370.0 10 | 2800.0 11 | 2220.0 13 | 1420.0 9 |
| 1944 | 20000.0 10 | 16500.0 11 | 10800.0 11 | 7000.0 12 | 4500.0 15 | 3370.0 16 | 2740.0 16 | 2220.0 18 | 1520.0 29 | 872.0 30 |
| 1945 | 10900.0 25 | 10400.0 24 | 7620.0 23 | 4550.0 29 | 2820.0 33 | 2260.0 30 | 2290.0 23 | 2190.0 19 | 1680.0 23 | 964.0 27 |
| 1946 | 7140.0 39 | 6280.0 39 | 5300.0 37 | 3770.0 34 | 2880.0 30 | 2250.0 31 | 2170.0 28 | 1890.0 29 | 1760.0 21 | 1170.0 16 |
| 1947 | 9000.0 33 | 8160.0 31 | 6270.0 29 | 4570.0 28 | 3540.0 24 | 3110.0 18 | 2640.0 19 | 2150.0 20 | 1850.0 20 | 1120.0 20 |
| 1948 | 14600.0 15 | 13500.0 15 | 10400.0 12 | 8590.0 9 | 7710.0 2 | 4730.0 5 | 3730.0 6 | 3170.0 7 | 2410.0 8 | 1370.0 12 |
| 1949 | 13900.0 18 | 12600.0 17 | 8280.0 20 | 7080.0 11 | 5970.0 9 | 4390.0 8 | 3520.0 8 | 3050.0 8 | 2360.0 10 | 1390.0 11 |
| 1950 | 21900.0 8 | 19700.0 7 | 13500.0 8 | 12500.0 1 | 9340.0 1 | 6950.0 1 | 5620.0 1 | 4830.0 1 | 3520.0 1 | 2050.0 1 |
| 1951 | 14200.0 17 | 11200.0 21 | 7860.0 22 | 5920.0 17 | 3850.0 22 | 3070.0 20 | 2740.0 17 | 2560.0 16 | 2390.0 9 | 1420.0 10 |
| 1952 | 12200.0 22 | 10700.0 22 | 6740.0 28 | 5940.0 16 | 4210.0 18 | 3410.0 15 | 3100.0 14 | 2840.0 10 | 2320.0 11 | 1340.0 13 |
| 1953 | 9350.0 30 | 8700.0 29 | 5450.0 35 | 3750.0 35 | 2850.0 31 | 2020.0 33 | 1980.0 32 | 1720.0 33 | 1500.0 30 | 957.0 29 |
| 1954 | 2820.0 43 | 2440.0 43 | 1890.0 43 | 1700.0 41 | 1410.0 40 | 1020.0 40 | 856.0 40 | 739.0 41 | 593.0 41 | 370.0 41 |
| 1955 | 8440.0 35 | 7570.0 35 | 4970.0 39 | 3420.0 37 | 2250.0 38 | 1800.0 36 | 1770.0 33 | 1650.0 34 | 1300.0 33 | 825.0 34 |
| 1956 | 11800.0 23 | 10400.0 25 | 7370.0 24 | 4700.0 27 | 2820.0 32 | 2020.0 34 | 1770.0 34 | 1950.0 27 | 1550.0 28 | 1160.0 17 |
| 1957 | 28400.0 2 | 24200.0 3 | 14000.0 6 | 7720.0 10 | 5450.0 11 | 4090.0 11 | 4310.0 2 | 3690.0 2 | 2850.0 3 | 1620.0 6 |
| 1958 | 24600.0 5 | 22600.0 4 | 18500.0 1 | 11000.0 4 | 6240.0 7 | 4280.0 9 | 3160.0 13 | 2650.0 14 | 2090.0 14 | 1680.0 5 |
| 1959 | 15200.0 14 | 13800.0 14 | 8720.0 18 | 5350.0 24 | 5020.0 12 | 3600.0 13 | 2960.0 15 | 2860.0 9 | 2220.0 12 | 1320.0 14 |
| 1960 | 7620.0 37 | 6710.0 37 | 5350.0 36 | 3420.0 38 | 2550.0 36 | 1800.0 35 | 1670.0 36 | 1510.0 36 | 1210.0 35 | 845.0 32 |
| 1961 | 11700.0 24 | 10700.0 23 | 9160.0 15 | 6420.0 14 | 4660.0 14 | 3970.0 12 | 3330.0 11 | 2770.0 12 | 2010.0 15 | 1110.0 21 |
| 1962 | 19500.0 11 | 16200.0 12 | 9100.0 16 | 5520.0 19 | 3630.0 23 | 3050.0 21 | 2630.0 20 | 2140.0 21 | 1600.0 27 | 1030.0 26 |
| 1963 | 19100.0 12 | 18600.0 8 | 10800.0 9 | 6860.0 13 | 4840.0 13 | 3100.0 19 | 2260.0 24 | 1780.0 32 | 1270.0 34 | 751.0 36 |
| 1964 | 28200.0 3 | 25600.0 2 | 16200.0 3 | 9580.0 7 | 6040.0 8 | 4730.0 6 | 3420.0 9 | 2690.0 13 | 1960.0 16 | 1070.0 24 |
| 1965 | 8870.0 34 | 7550.0 36 | 5650.0 33 | 4260.0 32 | 3120.0 27 | 2750.0 24 | 2430.0 22 | 2000.0 25 | 1450.0 32 | 833.0 33 |
| 1966 | 4630.0 40 | 3970.0 40 | 2520.0 41 | 1520.0 42 | 1070.0 42 | 815.0 43 | 771.0 41 | 745.0 40 | 666.0 40 | 441.0 40 |
| 1967 | 14400.0 16 | 13400.0 16 | 9390.0 14 | 5390.0 22 | 3120.0 28 | 2350.0 29 | 2120.0 30 | 2090.0 23 | 1900.0 18 | 1060.0 25 |
| 1968 | 12300.0 20 | 11300.0 19 | 8990.0 17 | 5490.0 20 | 3250.0 26 | 2620.0 25 | 2180.0 26 | 1970.0 26 | 1860.0 19 | 1170.0 15 |
| 1969 | 13300.0 19 | 12400.0 18 | 8700.0 19 | 5770.0 18 | 4300.0 17 | 2900.0 23 | 2180.0 27 | 2110.0 22 | 1680.0 24 | 1140.0 18 |
| 1970 | 7540.0 38 | 6490.0 38 | 5620.0 34 | 3940.0 33 | 2610.0 34 | 2130.0 32 | 2100.0 31 | 1900.0 28 | 1650.0 25 | 1120.0 19 |
| 1971 | 9340.0 31 | 8540.0 30 | 7290.0 25 | 4910.0 26 | 3390.0 25 | 2370.0 28 | 1730.0 35 | 1550.0 35 | 1200.0 36 | 770.0 35 |
| 1972 | 12200.0 21 | 11200.0 20 | 8140.0 21 | 5390.0 23 | 3980.0 20 | 2590.0 26 | 2130.0 29 | 1820.0 31 | 1720.0 22 | 1080.0 23 |
| 1973 | 10400.0 26 | 9100.0 27 | 6050.0 30 | 5050.0 25 | 4380.0 16 | 3340.0 17 | 2680.0 18 | 2450.0 17 | 2610.0 5 | 1810.0 2 |

STATION 03351000 WHITE RIVER NEAR NORA, IND.(Continued)

STATISTICS ON NORMAL MONTHLY MEANS(ALL DAYS)

| OCT | NOV | DEC | JAN | FEB | MARCH | APRIL | MAY | JUNE | JULY | AUG | SEPT |
|---|---|---|---|---|---|---|---|---|---|---|---|
| BY ROWS(MEAN,VARIANCE,STANDARD DEVIATION, SKEWNESS, COEFF. OF VARIATION,PERCENTAGE OF AVERAGE FLOW) | | | | | | | | | | | |
| 0.3298E+03 | 0.5756E+03 | 0.9284E+03 | 0.1561E+04 | 0.1558E+04 | 0.1989E+04 | 0.2139E+04 | 0.1389E+04 | 0.1030E+04 | 0.6005E+03 | 0.3818E+03 | 0.2950E+03 |
| 0.8042E+05 | 0.4669E+06 | 0.8660E+06 | 0.3417E+07 | 0.1175E+07 | 0.1278E+07 | 0.2164E+07 | 0.1595E+07 | 0.1153E+07 | 0.2098E+06 | 0.1099E+06 | 0.4029E+05 |
| 0.2836E+03 | 0.6833E+03 | 0.9306E+03 | 0.1849E+04 | 0.1084E+04 | 0.1131E+04 | 0.1471E+04 | 0.1263E+04 | 0.1074E+04 | 0.4580E+03 | 0.3316E+03 | 0.2007E+03 |
| 0.2147E+01 | 0.2836E+01 | 0.1332E+01 | 0.2353E+01 | 0.8043E+00 | 0.4713E+00 | 0.9783E+00 | 0.2910E+01 | 0.3210E+01 | 0.2050E+01 | 0.2387E+01 | 0.1156E+01 |
| 0.8599E+00 | 0.1187E+01 | 0.1002E+01 | 0.1184E+01 | 0.6958E+00 | 0.5684E+00 | 0.6876E+00 | 0.9095E+00 | 0.1043E+01 | 0.7627E+00 | 0.8684E+00 | 0.6803E+00 |
| 0.2581E+01 | 0.4505E+01 | 0.7266E+01 | 0.1222E+02 | 0.1219E+02 | 0.1557E+02 | 0.1674E+02 | 0.1087E+02 | 0.8060E+01 | 0.4700E+01 | 0.2988E+01 | 0.2309E+01 |

STATISTICS ON NORMAL ANNUAL MEANS(ALL DAYS)

| MEAN | VARIANCE | STANDARD DEVIATION | SKEWNESS | COEFF. OF VARIATION | SERIAL CORR |
|---|---|---|---|---|---|
| 0.1062E+04 | 0.1874E+06 | 0.4329E+03 | 0.4888E-01 | 0.4078E+00 | 0.3413E+00 |

STATISTICS ON LOG MONTHLY MEANS(ALL DAYS)

| OCT | NOV | DEC | JAN | FEB | MARCH | APRIL | MAY | JUNE | JULY | AUG | SEPT |
|---|---|---|---|---|---|---|---|---|---|---|---|
| BY ROWS(MEAN,VARIANCE,STANDARD DEVIATION, SKEWNESS, COEFF. OF VARIATION,PERCENTAGE OF AVERAGE FLOW) | | | | | | | | | | | |
| 0.2408E+01 | 0.2574E+01 | 0.2753E+01 | 0.2938E+01 | 0.3059E+01 | 0.3215E+01 | 0.3223E+01 | 0.3026E+01 | 0.2878E+01 | 0.2668E+01 | 0.2472E+01 | 0.2379E+01 |
| 0.8543E-01 | 0.1409E+00 | 0.1980E+00 | 0.2415E+00 | 0.1464E+00 | 0.8690E-01 | 0.1040E+00 | 0.9987E-01 | 0.1031E+00 | 0.1027E+00 | 0.8712E-01 | 0.8061E-01 |
| 0.2923E+00 | 0.3754E+00 | 0.4450E+00 | 0.4915E+00 | 0.3827E+00 | 0.2948E+00 | 0.3224E+00 | 0.3160E+00 | 0.3212E+00 | 0.3204E+00 | 0.2952E+00 | 0.2839E+00 |
| 0.7809E+00 | 0.8166E+00 | 0.2260E+00 | 0.6422E-01 | -0.6417E+00 | -0.7671E+00 | -0.2478E+00 | 0.2341E-01 | 0.6254E+00 | -0.6827E-01 | 0.5864E+00 | 0.1953E+00 |
| 0.1214E+00 | 0.1458E+00 | 0.1616E+00 | 0.1673E+00 | 0.1251E+00 | 0.9168E-01 | 0.1000E+00 | 0.1044E+00 | 0.1116E+00 | 0.1201E+00 | 0.1194E+00 | 0.1194E+00 |
| 0.7169E+01 | 0.7662E+01 | 0.8194E+01 | 0.8746E+01 | 0.9106E+01 | 0.9572E+01 | 0.9595E+01 | 0.9007E+01 | 0.8569E+01 | 0.7941E+01 | 0.7359E+01 | 0.7081E+01 |

STATISTICS ON LOG ANNUAL MEANS(ALL DAYS)

| MEAN | VARIANCE | STANDARD DEVIATION | SKEWNESS | COEFF. OF VARIATION | SERIAL CORR |
|---|---|---|---|---|---|
| 0.2981E+01 | 0.4737E-01 | 0.2177E+00 | -0.1051E+01 | 0.7302E-01 | 0.2998E+00 |

ANNUAL PEAKS

| | |
|---|---|
| 1913 | 58500 |
| 1926 | 19100 |
| 1930 | 23200 |
| 1931 | 2950 |
| 1932 | 10300 |
| 1933 | 23200 |
| 1934 | 4540 |
| 1935 | 9960 |
| 1936 | 10800 |
| 1937 | 26900 |
| 1938 | 23300 |
| 1939 | 20400 |
| 1940 | 8480 |
| 1941 | 3150 |
| 1942 | 9380 |
| 1943 | 32400 |
| 1944 | 20800 |
| 1945 | 11100 |
| 1946 | 7270 |
| 1947 | 9600 |
| 1948 | 14600 |
| 1949 | 14300 |
| 1950 | 22500 |
| 1951 | 14700 |
| 1952 | 12700 |
| 1953 | 9740 |
| 1954 | 3050 |
| 1955 | 8830 |
| 1956 | 12000 |
| 1957 | 30400 |
| 1958 | 27000 |
| 1959 | 15200 |
| 1960 | 8040 |
| 1961 | 11700 |
| 1962 | 20300 |
| 1963 | 22700 |
| 1964 | 30400 |
| 1965 | 9180 |
| 1966 | 4870 |
| 1967 | 14700 |
| 1968 | 12800 |
| 1969 | 13700 |
| 1970 | 7960 |
| 1971 | 9830 |
| 1972 | 12500 |
| 1973 | 10700 |

## 03351310 Crooked Creek at Indianapolis, Ind.

LOCATION.--Lat 39°49'47", long 86°12'22", in NW¼SE¼ sec.16, T.16 N., R.3 E., Marion County, on left bank 150 ft (46 m) downstream from 42nd Street bridge in Indianapolis.

DRAINAGE AREA.--17.9 mi² (46.4 km²).

DURATION TABLE OF DAILY DISCHARGE FOR YEAR ENDING SEPTEMBER 30

| CLASS | 0 | 1 | 2 | 3 | 4 | 5 | 6 | 7 | 8 | 9 | 10 | 11 | 12 | 13 | 14 | 15 | 16 | 17 | 18 | 19 | 20 | 21 | 22 | 23 | 24 | 25 | 26 | 27 | 28 | 29 | 30 | 31 | 32 | 33 | 34 | CFS_DAYS |
|---|---|---|---|---|---|---|---|---|---|---|---|---|---|---|---|---|---|---|---|---|---|---|---|---|---|---|---|---|---|---|---|---|---|---|---|---|
| YEAR | NUMBER OF DAYS IN CLASS | | | | | | | | | | | | | | | | | | | | | | | | | | | | | | | | | | | |
| 1970 | | | | | | | | | | | 13 | 24 | 31 | 15 | 16 | 22 | 20 | 29 | 23 | 30 | 17 | 32 | 21 | 14 | 15 | 12 | 7 | 9 | 2 | 4 | 2 | 1 | 2 | 1 | 1 | | 1 | 1 | 6037.5 |
| 1971 | | | | | | | | | | | 13 | 31 | 61 | 28 | 40 | 28 | 40 | 25 | 17 | 9 | 9 | 11 | 9 | 11 | 13 | 3 | 2 | 3 | | 4 | 1 | 4 | 1 | | 1 | 1 | | | | 3922.8 |
| 1972 | | | 2 | 10 | 12 | 2 | 6 | 23 | 20 | 16 | 14 | 16 | 21 | 21 | 26 | 26 | 20 | 25 | 16 | 21 | 14 | 14 | 5 | 15 | 4 | 3 | 3 | 1 | 3 | 1 | 2 | | 3 | 1 | | | | 5956.6 |
| 1973 | | | | | | | | 2 | 10 | 2 | 10 | 15 | 23 | 33 | 28 | 27 | 26 | 20 | 29 | 27 | 26 | 16 | 15 | 16 | 5 | 8 | 12 | 2 | 6 | 1 | 1 | 1 | 2 | | 1 | 1 | | 8867.9 |

| CLASS | CFS | TOTAL | ACCUM | PERCT | CLASS | CFS | TOTAL | ACCUM | PERCT | CLASS | CFS | TOTAL | ACCUM | PERCT | CLASS | CFS | TOTAL | ACCUM | PERCT |
|---|---|---|---|---|---|---|---|---|---|---|---|---|---|---|---|---|---|---|---|
| 0 | 0.00 | 0 | 1461 | 100.0 | 9 | 2.50 | 67 | 1183 | 81.0 | 18 | 16.0 | 78 | 376 | 25.7 | 27 | 100 | 14 | 37 | 2.5 |
| 1 | 0.40 | 2 | 1461 | 100.0 | 10 | 3.00 | 87 | 1116 | 76.4 | 19 | 20.0 | 65 | 298 | 20.4 | 28 | 130 | 5 | 23 | 1.5 |
| 2 | 0.60 | 10 | 1459 | 99.9 | 11 | 3.80 | 94 | 1029 | 70.4 | 20 | 24.0 | 58 | 233 | 15.9 | 29 | 160 | 4 | 18 | 1.2 |
| 3 | 0.70 | 12 | 1449 | 99.2 | 12 | 4.60 | 114 | 935 | 64.0 | 21 | 30.0 | 35 | 175 | 12.0 | 30 | 190 | 3 | 14 | .9 |
| 4 | 0.90 | 2 | 1437 | 98.4 | 13 | 5.70 | 108 | 821 | 56.2 | 22 | 37.0 | 40 | 140 | 9.6 | 31 | 240 | 6 | 11 | .7 |
| 5 | 1.10 | 6 | 1435 | 98.2 | 14 | 7.00 | 93 | 713 | 48.8 | 23 | 45.0 | 21 | 100 | 6.8 | 32 | 290 | 2 | 5 | .3 |
| 6 | 1.30 | 51 | 1429 | 97.8 | 15 | 8.60 | 85 | 620 | 42.4 | 24 | 56.0 | 13 | 79 | 5.4 | 33 | 360 | 2 | 3 | .2 |
| 7 | 1.60 | 85 | 1378 | 94.3 | 16 | 11.00 | 71 | 535 | 36.6 | 25 | 69.0 | 23 | 66 | 4.5 | 34 | 450 | 1 | 1 | .0 |
| 8 | 2.00 | 110 | 1293 | 88.5 | 17 | 13.00 | 88 | 464 | 31.8 | 26 | 85.0 | 6 | 43 | 2.9 | | | | | |

LOWEST MEAN DISCHARGE, IN CFS, AND RANKING, FOR THE FOLLOWING NUMBER OF CONSECUTIVE DAYS IN YEAR ENDING MARCH 31

| YEAR | 1 | | 3 | | 7 | | 14 | | 30 | | 60 | | 90 | | 120 | | 183 | | ANNUAL | |
|---|---|---|---|---|---|---|---|---|---|---|---|---|---|---|---|---|---|---|---|---|
| 1971 | 1.30 | 3 | 1.37 | 2 | 1.46 | 2 | 1.62 | 2 | 1.83 | 2 | 1.98 | 2 | 2.52 | 2 | 2.77 | 2 | 3.09 | 1 | 13.80 | 2 |
| 1972 | 0.47 | 1 | 0.62 | 1 | 0.65 | 1 | 0.70 | 1 | 0.82 | 1 | 1.62 | 1 | 2.21 | 1 | 2.35 | 1 | 3.51 | 2 | 10.70 | 1 |
| 1973 | 1.30 | 2 | 1.40 | 3 | 1.64 | 3 | 2.04 | 3 | 3.42 | 3 | 4.44 | 3 | 4.89 | 3 | 6.19 | 3 | 9.28 | 3 | 25.30 | 3 |

HIGHEST MEAN DISCHARGE, IN CFS, AND RANKING, FOR THE FOLLOWING NUMBER OF CONSECUTIVE DAYS IN YEAR ENDING SEPTEMBER 30

| YEAR | 1 | | 3 | | 7 | | 15 | | 30 | | 60 | | 90 | | 120 | | 183 | | ANNUAL | |
|---|---|---|---|---|---|---|---|---|---|---|---|---|---|---|---|---|---|---|---|---|
| 1970 | 442.0 | 2 | 224.0 | 3 | 117.0 | 2 | 69.4 | 4 | 48.4 | 4 | 33.4 | 4 | 30.7 | 2 | 28.8 | 2 | 26.2 | 2 | 16.5 | 2 |
| 1971 | 253.0 | 4 | 131.0 | 4 | 113.0 | 4 | 70.2 | 3 | 51.6 | 3 | 34.6 | 3 | 26.2 | 4 | 22.6 | 4 | 17.5 | 4 | 10.7 | 4 |
| 1972 | 318.0 | 3 | 227.0 | 2 | 117.0 | 3 | 75.2 | 2 | 58.4 | 2 | 39.6 | 2 | 30.4 | 3 | 28.0 | 3 | 26.0 | 3 | 16.3 | 3 |
| 1973 | 653.0 | 1 | 279.0 | 1 | 137.0 | 1 | 115.0 | 1 | 69.3 | 1 | 47.1 | 1 | 38.4 | 1 | 33.1 | 1 | 37.1 | 1 | 24.3 | 1 |

STATISTICS ON NORMAL MONTHLY MEANS(ALL DAYS)

| OCT | NOV | DEC | JAN | FEB | MARCH | APRIL | MAY | JUNE | JULY | AUG | SEPT |
|---|---|---|---|---|---|---|---|---|---|---|---|
| BY ROWS(MEAN,VARIANCE,STANDARD DEVIATION, SKEWNESS, COEFF. OF VARIATION,PERCENTAGE OF AVERAGE FLOW) | | | | | | | | | | | |
| 0.6640E+01 | 0.2794E+02 | 0.2013E+02 | 0.1554E+02 | 0.2479E+02 | 0.2959E+02 | 0.3464E+02 | 0.1393E+02 | 0.1382E+02 | 0.7131E+01 | 0.5824E+01 | 0.4872E+01 |
| 0.3033E+02 | 0.1047E+04 | 0.2374E+03 | 0.1780E+02 | 0.3637E+03 | 0.3866E+03 | 0.4823E+03 | 0.2217E+02 | 0.8098E+02 | 0.2019E+02 | 0.2759E+02 | 0.1055E+02 |
| 0.5507E+01 | 0.3236E+02 | 0.1541E+02 | 0.4219E+01 | 0.1907E+02 | 0.1966E+02 | 0.2196E+02 | 0.4708E+01 | 0.8999E+01 | 0.4493E+01 | 0.5253E+01 | 0.3249E+01 |
| 0.1548E+01 | 0.7368E+00 | 0.4907E+00 | 0.1088E+01 | 0.1406E+01 | 0.1988E+01 | 0.6924E+00 | 0.5568E+00 | 0.1192E-02 | 0.1343E+01 | 0.1581E+01 | 0.1503E+01 |
| 0.8293E+00 | 0.1158E+01 | 0.7656E+00 | 0.2714E+00 | 0.7693E+00 | 0.6645E+00 | 0.6341E+00 | 0.3381E+00 | 0.6512E+00 | 0.6300E+00 | 0.9019E+00 | 0.6667E+00 |
| 0.3242E+01 | 0.1364E+02 | 0.5825E+01 | 0.7588E+01 | 0.1210E+02 | 0.1444E+02 | 0.1691E+02 | 0.6799E+01 | 0.6747E+01 | 0.3482E+01 | 0.2843E+01 | 0.2379E+01 |

STATISTICS ON NORMAL ANNUAL MEANS(ALL DAYS)

| MEAN | VARIANCE | STANDARD DEVIATION | SKEWNESS | COEFF. OF VARIATION | SERIAL CORR |
|---|---|---|---|---|---|
| 0.1696E+02 | 0.3102E+02 | 0.5569E+01 | 0.5914E+00 | 0.3283E+00 | 0.6511E-01 |

STATISTICS ON LOG MONTHLY MEANS(ALL DAYS)

| OCT | NOV | DEC | JAN | FEB | MARCH | APRIL | MAY | JUNE | JULY | AUG | SEPT |
|---|---|---|---|---|---|---|---|---|---|---|---|
| BY ROWS(MEAN,VARIANCE,STANDARD DEVIATION, SKEWNESS, COEFF. OF VARIATION,PERCENTAGE OF AVERAGE FLOW) | | | | | | | | | | | |
| 0.7182E+00 | 0.9781E+00 | 0.1179E+01 | 0.1177E+01 | 0.1298E+01 | 0.1414E+01 | 0.1414E+01 | 0.1125E+01 | 0.1056E+01 | 0.7932E+00 | 0.6420E+00 | 0.6201E+00 |
| 0.1153E+00 | 0.7871E+00 | 0.1671E+00 | 0.1766E-01 | 0.1132E+00 | 0.5696E-01 | 0.2054E+00 | 0.2134E-01 | 0.1047E+00 | 0.6658E-01 | 0.1355E+00 | 0.7666E-01 |
| 0.3396E+00 | 0.8872E+00 | 0.4087E+00 | 0.1329E+00 | 0.3364E+00 | 0.2387E+00 | 0.4533E+00 | 0.1461E+00 | 0.3236E+00 | 0.2580E+00 | 0.3681E+00 | 0.2769E+00 |
| 0.7546E+00 | -0.3105E+00 | -0.5126E+00 | -0.1448E+01 | 0.1971E+00 | 0.1961E+01 | -0.1705E+01 | 0.3002E+00 | -0.9394E-01 | 0.7923E+00 | 0.9048E+00 | 0.4748E+00 |
| 0.4728E+00 | 0.9670E+00 | 0.3467E+00 | 0.1129E+00 | 0.2592E+00 | 0.1687E+00 | 0.3206E+00 | 0.1298E+00 | 0.3063E+00 | 0.3253E+00 | 0.5734E+00 | 0.4465E+00 |
| 0.5784E+01 | 0.7878E+01 | 0.9495E+01 | 0.9483E+01 | 0.1046E+02 | 0.1139E+02 | 0.1139E+02 | 0.9063E+01 | 0.8508E+01 | 0.6388E+01 | 0.5171E+01 | 0.4995E+01 |

STATISTICS ON LOG ANNUAL MEANS(ALL DAYS)

| MEAN | VARIANCE | STANDARD DEVIATION | SKEWNESS | COEFF. OF VARIATION | SERIAL CORR |
|---|---|---|---|---|---|
| 0.1212E+01 | 0.2094E-01 | 0.1447E+00 | -0.1371E+00 | 0.1194E+00 | -0.4329E-01 |

ANNUAL PEAKS

| | |
|---|---|
| 1970 | 858 |
| 1971 | 660 |
| 1972 | 795 |
| 1973 | 1610 |

## 03351400 Sugar Creek near Middletown, Ind.

LOCATION.--Lat 40°02'27", long 85°31'30", in NW¼SE¼ sec.5, T.18 N., R.9 E., Henry County, on right bank 90 ft (27 m) upstream from bridge on County Road 750 North, 1 mile (2 km) southeast of Middletown.

DRAINAGE AREA.--5.80 mi² (15.02 km²).

DURATION TABLE OF DAILY DISCHARGE FOR YEAR ENDING SEPTEMBER 30

| CLASS | 0 | 1 | 2 | 3 | 4 | 5 | 6 | 7 | 8 | 9 | 10 | 11 | 12 | 13 | 14 | 15 | 16 | 17 | 18 | 19 | 20 | 21 | 22 | 23 | 24 | 25 | 26 | 27 | 28 | 29 | 30 | 31 | 32 | 33 | 34 | CFS_DAYS |
|---|---|---|---|---|---|---|---|---|---|---|---|---|---|---|---|---|---|---|---|---|---|---|---|---|---|---|---|---|---|---|---|---|---|---|---|---|
| YEAR | | | | | | | | | | | | | | | NUMBER OF DAYS IN CLASS | | | | | | | | | | | | | | | | | | | | | |
| 1969 | | | | | | | 2 | | 15 | 25 | 10 | 15 | 8 | 19 | 19 | 13 | 25 | 44 | 33 | 37 | 16 | 15 | 10 | 9 | 9 | 9 | 6 | 7 | 4 | 5 | 3 | 3 | 1 | 1 | | 2374.4 |
| 1970 | | | | | | | 2 | | 47 | 17 | 15 | 23 | 18 | 35 | 21 | 18 | 9 | 23 | 16 | 16 | 24 | 22 | 17 | 6 | 14 | 8 | 6 | 2 | 2 | 1 | 2 | 1 | | | | 1466.7 |
| 1971 | | | | | | 9 | 7 | | 86 | 30 | 24 | 32 | 23 | 25 | 16 | 12 | 13 | 7 | 7 | 7 | 11 | 10 | 10 | 8 | 6 | 7 | 5 | 2 | 3 | 2 | | 2 | 1 | | | 1271.0 |
| 1972 | | | 4 | 7 | 11 | 11 | | | 17 | 28 | 15 | 38 | 11 | 15 | 18 | 13 | 18 | 16 | 16 | 24 | 25 | 11 | 17 | 7 | 11 | 8 | 5 | 7 | 4 | 5 | 2 | | 2 | | | 1933.7 |
| 1973 | | | | | | | | | 23 | 12 | 5 | 8 | 9 | 16 | 26 | 26 | 12 | 21 | 18 | 14 | 19 | 24 | 23 | 15 | 30 | 17 | 12 | 13 | 7 | 8 | 2 | 2 | 1 | 1 | | 3197.8 |

| CLASS | CFS | TOTAL | ACCUM | PERCT | CLASS | CFS | TOTAL | ACCUM | PERCT | CLASS | CFS | TOTAL | ACCUM | PERCT | CLASS | CFS | TOTAL | ACCUM | PERCT |
|---|---|---|---|---|---|---|---|---|---|---|---|---|---|---|---|---|---|---|---|
| 0 | 0.00 | 0 | 1826 | 100.0 | 9 | 0.30 | 69 | 1473 | 80.7 | 18 | 3.0 | 98 | 649 | 35.5 | 27 | 33 | 20 | 65 | 3.5 |
| 1 | 0.02 | 4 | 1826 | 100.0 | 10 | 0.40 | 116 | 1404 | 76.9 | 19 | 3.9 | 95 | 551 | 30.2 | 28 | 42 | 21 | 45 | 2.4 |
| 2 | 0.03 | 7 | 1822 | 99.8 | 11 | 0.50 | 69 | 1288 | 70.5 | 20 | 5.1 | 82 | 456 | 25.0 | 29 | 55 | 9 | 24 | 1.3 |
| 3 | 0.04 | 11 | 1815 | 99.4 | 12 | 0.60 | 110 | 1219 | 66.8 | 21 | 6.7 | 77 | 374 | 20.5 | 30 | 72 | 8 | 15 | .8 |
| 4 | 0.05 | 20 | 1804 | 98.8 | 13 | 0.80 | 100 | 1109 | 60.7 | 22 | 8.7 | 45 | 297 | 16.3 | 31 | 94 | 5 | 7 | .3 |
| 5 | 0.07 | 11 | 1784 | 97.7 | 14 | 1.10 | 82 | 1009 | 55.3 | 23 | 11.0 | 70 | 251 | 13.7 | 32 | 120 | 2 | 2 | .1 |
| 6 | 0.09 | 0 | 1773 | 97.1 | 15 | 1.40 | 77 | 927 | 50.8 | 24 | 15.0 | 49 | 181 | 9.9 | 33 | | | | |
| 7 | 0.10 | 188 | 1773 | 97.1 | 16 | 1.80 | 111 | 850 | 46.5 | 25 | 19.0 | 36 | 132 | 7.2 | 34 | | | | |
| 8 | 0.20 | 112 | 1585 | 86.8 | 17 | 2.30 | 90 | 739 | 40.5 | 26 | 25.0 | 31 | 96 | 5.3 | | | | | |

LOWEST MEAN DISCHARGE, IN CFS, AND RANKING, FOR THE FOLLOWING NUMBER OF CONSECUTIVE DAYS IN YEAR ENDING MARCH 31

| YEAR | 1 | | 3 | | 7 | | 14 | | 30 | | 60 | | 90 | | 120 | | 183 | | ANNUAL | |
|---|---|---|---|---|---|---|---|---|---|---|---|---|---|---|---|---|---|---|---|---|
| 1970 | 0.27 | 4 | 0.30 | 4 | 0.34 | 4 | 0.41 | 4 | 0.53 | 4 | 1.43 | 4 | 1.44 | 4 | 3.29 | 4 | 3.38 | 4 | 6.36 | 3 |
| 1971 | 0.05 | 2 | 0.05 | 2 | 0.06 | 2 | 0.08 | 2 | 0.10 | 2 | 0.12 | 1 | 0.13 | 1 | 0.14 | 1 | 0.22 | 1 | 3.31 | 1 |
| 1972 | 0.08 | 3 | 0.10 | 3 | 0.11 | 3 | 0.11 | 3 | 0.18 | 3 | 0.37 | 3 | 0.46 | 3 | 0.52 | 3 | 1.80 | 3 | 4.50 | 2 |
| 1973 | 0.02 | 1 | 0.02 | 1 | 0.02 | 1 | 0.03 | 1 | 0.04 | 1 | 0.14 | 2 | 0.22 | 2 | 0.43 | 2 | 1.34 | 2 | 8.59 | 4 |

HIGHEST MEAN DISCHARGE, IN CFS, AND RANKING, FOR THE FOLLOWING NUMBER OF CONSECUTIVE DAYS IN YEAR ENDING SEPTEMBER 30

| YEAR | 1 | | 3 | | 7 | | 15 | | 30 | | 60 | | 90 | | 120 | | 183 | | ANNUAL | |
|---|---|---|---|---|---|---|---|---|---|---|---|---|---|---|---|---|---|---|---|---|
| 1969 | 123.0 | 1 | 88.0 | 1 | 50.3 | 1 | 36.9 | 1 | 26.2 | 2 | 15.3 | 2 | 11.2 | 2 | 10.9 | 2 | 10.0 | 2 | 6.5 | 2 |
| 1970 | 73.0 | 5 | 43.3 | 5 | 24.9 | 5 | 15.2 | 5 | 11.1 | 5 | 10.6 | 5 | 10.2 | 4 | 8.2 | 4 | 7.2 | 4 | 4.1 | 4 |
| 1971 | 96.0 | 4 | 57.0 | 4 | 49.3 | 2 | 31.2 | 3 | 19.6 | 4 | 11.4 | 4 | 9.1 | 5 | 7.9 | 5 | 6.6 | 5 | 3.5 | 5 |
| 1972 | 110.0 | 3 | 86.0 | 2 | 45.8 | 3 | 29.1 | 4 | 20.0 | 3 | 13.8 | 3 | 11.0 | 3 | 10.1 | 3 | 10.0 | 3 | 5.3 | 3 |
| 1973 | 122.0 | 2 | 72.3 | 3 | 41.1 | 4 | 35.8 | 2 | 27.0 | 1 | 18.8 | 1 | 15.1 | 1 | 13.7 | 1 | 14.7 | 1 | 8.8 | 1 |

STATISTICS ON NORMAL MONTHLY MEANS(ALL DAYS)

| OCT | NOV | DEC | JAN | FEB | MARCH | APRIL | MAY | JUNE | JULY | AUG | SEPT |
|---|---|---|---|---|---|---|---|---|---|---|---|
| BY ROWS(MEAN,VARIANCE,STANDARD DEVIATION, SKEWNESS, COEFF. OF VARIATION,PERCENTAGE OF AVERAGE FLOW) | | | | | | | | | | | |
| 0.7985E+00 | 0.6332E+01 | 0.7904E+01 | 0.7729E+01 | 0.8821E+01 | 0.1005E+02 | 0.1103E+02 | 0.3551E+01 | 0.7120E+01 | 0.2501E+01 | 0.1391E+01 | 0.6397E+00 |
| 0.6195E+00 | 0.9418E+02 | 0.5408E+02 | 0.4180E+02 | 0.3015E+02 | 0.6886E+02 | 0.4714E+02 | 0.5000E+01 | 0.2853E+02 | 0.1121E+02 | 0.4072E+01 | 0.3566E+00 |
| 0.7871E+00 | 0.9704E+01 | 0.7354E+01 | 0.6465E+01 | 0.5491E+01 | 0.8298E+01 | 0.6866E+01 | 0.2236E+01 | 0.5341E+01 | 0.3349E+01 | 0.2018E+01 | 0.5972E+00 |
| 0.1134E+01 | 0.1819E+01 | 0.5288E+00 | 0.1252E+01 | 0.9290E+00 | 0.1568E+01 | -0.5292E+00 | 0.7727E+00 | 0.8832E-01 | 0.1752E+01 | 0.1775E+01 | 0.1194E+01 |
| 0.9857E+00 | 0.1533E+01 | 0.9304E+00 | 0.8365E+00 | 0.6225E+00 | 0.8258E+00 | 0.6226E+00 | 0.6296E+00 | 0.7502E+00 | 0.1339E+01 | 0.1451E+01 | 0.9336E+00 |
| 0.1177E+01 | 0.9330E+01 | 0.1165E+02 | 0.1139E+02 | 0.1300E+02 | 0.1481E+02 | 0.1625E+02 | 0.5233E+01 | 0.1049E+02 | 0.3685E+01 | 0.2049E+01 | 0.9426E+00 |

STATISTICS ON NORMAL ANNUAL MEANS(ALL DAYS)

| MEAN | VARIANCE | STANDARD DEVIATION | SKEWNESS | COEFF. OF VARIATION | SERIAL CORR |
|---|---|---|---|---|---|
| 0.5621E+01 | 0.4432E+01 | 0.2105E+01 | 0.8094E+00 | 0.3745E+00 | 0.9561E-01 |

STATISTICS ON LOG MONTHLY MEANS(ALL DAYS)

| OCT | NOV | DEC | JAN | FEB | MARCH | APRIL | MAY | JUNE | JULY | AUG | SEPT |
|---|---|---|---|---|---|---|---|---|---|---|---|
| BY ROWS(MEAN,VARIANCE,STANDARD DEVIATION, SKEWNESS, COEFF. OF VARIATION,PERCENTAGE OF AVERAGE FLOW) | | | | | | | | | | | |
| -0.3237E+00 | 0.2243E+00 | 0.6251E+00 | 0.7503E+00 | 0.8694E+00 | 0.8842E+00 | 0.8636E+00 | 0.4782E+00 | 0.7025E+00 | 0.7313E-01 | -0.2810E+00 | -0.3629E+00 |
| 0.2928E+00 | 0.7576E+00 | 0.4450E+00 | 0.1670E+00 | 0.9198E-01 | 0.1354E+00 | 0.3396E+00 | 0.8023E-01 | 0.2009E+00 | 0.3460E+00 | 0.4686E+00 | 0.1949E+00 |
| 0.5412E+00 | 0.8704E+00 | 0.6671E+00 | 0.4086E+00 | 0.3033E+00 | 0.3679E+00 | 0.5828E+00 | 0.2832E+00 | 0.4483E+00 | 0.5883E+00 | 0.6845E+00 | 0.4415E+00 |
| -0.2266E+00 | 0.3248E+00 | -0.1147E+01 | -0.2954E+00 | -0.6364E+00 | -0.1393E+00 | -0.2038E+01 | 0.1411E+00 | -0.6050E+00 | 0.8627E+00 | 0.8720E+00 | 0.1747E+00 |
| -0.1672E+01 | 0.3880E+01 | 0.1067E+01 | 0.5446E+00 | 0.3488E+00 | 0.4161E+00 | 0.6748E+00 | 0.5923E+00 | 0.6381E+00 | 0.8044E+01 | -0.2436E+01 | -0.1217E+01 |
| -0.7188E+01 | 0.4982E+01 | 0.1388E+02 | 0.1666E+02 | 0.1931E+02 | 0.1963E+02 | 0.1918E+02 | 0.1062E+02 | 0.1560E+02 | 0.1624E+01 | -0.6240E+01 | -0.8059E+01 |

STATISTICS ON LOG ANNUAL MEANS(ALL DAYS)

| MEAN | VARIANCE | STANDARD DEVIATION | SKEWNESS | COEFF. OF VARIATION | SERIAL CORR |
|---|---|---|---|---|---|
| 0.7261E+00 | 0.2548E-01 | 0.1596E+00 | 0.3055E+00 | 0.2198E+00 | 0.1021E+00 |

**ANNUAL PEAKS**

| | |
|---|---|
| 1969 | 211 |
| 1970 | 131 |
| 1971 | 257 |
| 1972 | 278 |
| 1973 | 250 |

## 03351500 Fall Creek near Fortville, Ind.

LOCATION.--Lat 39°57'15", long 85°52'05", in NW¼NE¼ sec.5, T.17 N., R.6 E., Hamilton County, on right bank 100 ft (30 m) downstream from bridge on State Highway 238, 1 mile (2 km) downstream from Lick Creek, and 2 miles (3 km) northwest of Fortville.

DRAINAGE AREA.--169 mi² (437 km²).

DURATION TABLE OF DAILY DISCHARGE FOR YEAR ENDING SEPTEMBER 30

| YEAR | 0 | 1 | 2 | 3 | 4 | 5 | 6 | 7 | 8 | 9 | 10 | 11 | 12 | 13 | 14 | 15 | 16 | 17 | 18 | 19 | 20 | 21 | 22 | 23 | 24 | 25 | 26 | 27 | 28 | 29 | 30 | 31 | 32 | 33 | 34 | CFS_DAYS |
|---|---|---|---|---|---|---|---|---|---|---|---|---|---|---|---|---|---|---|---|---|---|---|---|---|---|---|---|---|---|---|---|---|---|---|---|---|
| | NUMBER OF DAYS IN CLASS | | | | | | | | | | | | | | | | | | | | | | | | | | | | | | | | | | | |
| 1942 | | | 1 | 1 | | 1 | 3 | 24 | 34 | 78 | 28 | 32 | 24 | 25 | 16 | 26 | 18 | 10 | 6 | 8 | 7 | 5 | 3 | 3 | 4 | 4 | 3 | 1 | | | | | | | | 42086.7 |
| 1943 | | | | | | | | | 16 | 30 | 28 | 28 | 26 | 49 | 37 | 44 | 24 | 20 | 19 | 10 | 7 | 3 | 8 | 5 | 2 | 2 | 2 | 1 | | 3 | | | | | 1 | 61619.0 |
| 1944 | | | | | | | | 19 | 35 | 66 | 72 | 38 | 13 | 12 | 6 | 16 | 18 | 17 | 15 | 9 | 8 | 3 | 7 | 5 | 1 | 3 | 1 | | | | | 1 | 1 | | | 44610.0 |
| 1945 | | | | | | | | 8 | 72 | 51 | 14 | 19 | 23 | 23 | 20 | 36 | 23 | 17 | 13 | 9 | 8 | 5 | 7 | 7 | 4 | 1 | 3 | 2 | | | | | | | | 49277.0 |
| 1946 | | | | | | | | | 9 | 14 | 13 | 19 | 32 | 33 | 35 | 59 | 29 | 19 | 22 | 26 | 21 | 6 | 8 | 5 | 5 | 7 | 2 | | 1 | | | | | | | 66469.0 |
| 1947 | | | | | | | | | 15 | 13 | 35 | 27 | 28 | 50 | 29 | 35 | 25 | 23 | 30 | 15 | 13 | 8 | 5 | 7 | 1 | 3 | 1 | 2 | | | | | | | | 56002.0 |
| 1948 | | | | | | | | | 10 | 27 | 34 | 28 | 64 | 46 | 20 | 22 | 15 | 16 | 20 | 15 | 9 | 6 | 9 | 4 | 5 | 3 | 5 | 1 | 1 | 5 | 1 | | | | | 71433.0 |
| 1949 | | | | | | | | | | 37 | 33 | 23 | 15 | 25 | 33 | 36 | 47 | 27 | 21 | 15 | 15 | 15 | 3 | 7 | 3 | 1 | 3 | 5 | | 1 | | | | | | 67374.0 |
| 1950 | | | | | | | | | | 2 | 36 | 43 | 35 | 19 | 7 | 26 | 22 | 25 | 33 | 29 | 25 | 12 | 6 | 9 | 9 | 7 | 3 | 5 | 1 | 4 | 2 | 2 | 1 | | | 108760.0 |
| 1951 | | | | | | | | 2 | 30 | 13 | 8 | 33 | 29 | 21 | 17 | 34 | 31 | 29 | 27 | 22 | 14 | 10 | 14 | 12 | 7 | 7 | 3 | | | | 2 | | | | | 78062.0 |
| 1952 | | | | | | | | 12 | 44 | 20 | 32 | 20 | 20 | 21 | 13 | 38 | 28 | 17 | 29 | 21 | 13 | 12 | 5 | 11 | 2 | 3 | 3 | 1 | 1 | | | | | | | 61582.0 |
| 1953 | | | | | | | | 7 | 23 | 30 | 34 | 27 | 17 | 42 | 55 | 54 | 23 | 12 | 13 | 7 | 5 | 2 | 3 | 5 | 2 | 2 | 1 | | | 1 | | | | | | 43724.0 |
| 1954 | | | | | | | 12 | 12 | 34 | 47 | 65 | 32 | 30 | 33 | 27 | 17 | 16 | 6 | 9 | 5 | 4 | 2 | 2 | 2 | 4 | 1 | 1 | | | | | | | | | 25583.0 |
| 1955 | | | | | | | 3 | 15 | 12 | 20 | 9 | 29 | 59 | 33 | 31 | 30 | 13 | 22 | 22 | 17 | 19 | 8 | 6 | 9 | 2 | 1 | 3 | 2 | | | | | | | | 37796.0 |
| 1956 | | | | | | | | 12 | 23 | 20 | 12 | 21 | 32 | 43 | 28 | 39 | 26 | 18 | 29 | 13 | 17 | 8 | 6 | 5 | 4 | 3 | 1 | 1 | 2 | 1 | 2 | | | | | 66038.0 |
| 1957 | | | | | | | | 17 | 21 | 23 | 28 | 32 | 27 | 26 | 31 | 32 | 17 | 13 | 16 | 21 | 12 | 9 | 8 | 6 | 7 | 5 | 6 | 4 | 3 | | | 1 | | | | 76260.0 |
| 1958 | | | | | | | | | 4 | 10 | 5 | 6 | 37 | 63 | 53 | 44 | 32 | 19 | 24 | 11 | 10 | 11 | 8 | 10 | 3 | 3 | 3 | 3 | 2 | 1 | 1 | 1 | 2 | | | 101480.0 |
| 1959 | | | | | | | | 9 | 18 | 23 | 27 | 36 | 47 | 24 | 29 | 25 | 24 | 25 | 24 | 15 | 15 | 7 | 7 | 2 | 3 | | | | 1 | 3 | 1 | | | | | 68431.0 |
| 1960 | | | | | | | | | 23 | 18 | 26 | 23 | 29 | 60 | 60 | 43 | 21 | 16 | 13 | 7 | 10 | 5 | 4 | 3 | 3 | 1 | 1 | | | | | | | | | 54528.0 |
| 1961 | | | | | | | | | | 97 | 49 | 22 | 27 | 23 | 17 | 22 | 17 | 6 | 16 | 12 | 10 | 9 | 6 | 12 | 5 | 4 | 5 | 2 | 1 | 2 | | | 1 | | | 68319.0 |
| 1962 | | | | | | | | | 7 | 29 | 44 | 31 | 46 | 36 | 45 | 35 | 21 | 18 | 15 | 8 | 7 | 7 | 4 | 3 | 3 | 2 | 2 | 1 | | 1 | | | | | | 48852.0 |
| 1963 | | | | | | | 3 | 9 | 12 | 6 | 26 | 87 | 70 | 23 | 15 | 19 | 28 | 9 | 6 | 11 | 9 | 11 | 6 | 3 | 4 | 3 | | 2 | | 1 | 1 | | | 1 | | | 46297.0 |
| 1964 | | | | | | | | 9 | 27 | 54 | 54 | 41 | 27 | 14 | 15 | 25 | 20 | 12 | 13 | 11 | 8 | 5 | 5 | 6 | 4 | 5 | 3 | 1 | | 2 | 1 | 1 | 2 | | 1 | 61946.0 |
| 1965 | | | | | | | | | 21 | 43 | 58 | 38 | 26 | 23 | 23 | 24 | 19 | 18 | 15 | 13 | 9 | 7 | 6 | 5 | 10 | 2 | 3 | | 2 | | | | | | | 44914.0 |
| 1966 | | | | | | | 16 | 18 | 26 | 18 | 38 | 60 | 47 | 46 | 28 | 21 | 19 | 10 | 3 | 5 | 5 | 2 | 2 | | 1 | | | | | | | | | | | 22415.0 |
| 1967 | | | | | | | 2 | 20 | 47 | 29 | 17 | 13 | 14 | 20 | 29 | 18 | 45 | 17 | 15 | 22 | 16 | 10 | 8 | 10 | 5 | 5 | | 1 | | 2 | | | | | | 51561.0 |
| 1968 | | | | | | | | 4 | 6 | 9 | 39 | 44 | 17 | 27 | 60 | 38 | 21 | 18 | 21 | 13 | 13 | 8 | 6 | 5 | 4 | 3 | 4 | 2 | 1 | 3 | | | | | | 67452.0 |
| 1969 | | | | | | | | | 2 | 29 | 21 | 27 | 47 | 40 | 55 | 43 | 21 | 18 | 21 | 8 | 8 | 4 | 9 | 1 | 2 | 4 | 2 | 1 | 2 | | | | | | | 67599.0 |
| 1970 | | | | | | | | 6 | 31 | 21 | 21 | 40 | 36 | 36 | 37 | 39 | 28 | 22 | 13 | 13 | 6 | 6 | 5 | | 2 | 1 | 2 | | | | | | | | | 52948.0 |
| 1971 | | | | | | | | 15 | 29 | 46 | 67 | 43 | 49 | 24 | 22 | 10 | 9 | 14 | 15 | 7 | 1 | 6 | 2 | 1 | 1 | 1 | | | 2 | 1 | | | | | | 42653.0 |
| 1972 | | | | | | | | 1 | 25 | 32 | 40 | 37 | 27 | 25 | 32 | 36 | 30 | 20 | 15 | 12 | 7 | 7 | 8 | 6 | 1 | 3 | | | 2 | | | | | | | 61072.0 |
| 1973 | | | | | | | | | 3 | 29 | 27 | 23 | 17 | 16 | 35 | 38 | 24 | 46 | 37 | 20 | 14 | 11 | 9 | 6 | 7 | 1 | 2 | | | | | | | | | 79564.0 |

| CLASS | CFS | TOTAL | ACCUM | PERCT | CLASS | CFS | TOTAL | ACCUM | PERCT | CLASS | CFS | TOTAL | ACCUM | PERCT | CLASS | CFS | TOTAL | ACCUM | PERCT |
|---|---|---|---|---|---|---|---|---|---|---|---|---|---|---|---|---|---|---|---|
| 0 | 0.00 | 0 | 12053 | 100.0 | 9 | 26.00 | 985 | 11042 | 91.6 | 18 | 190.0 | 645 | 2567 | 21.3 | 27 | 1400 | 43 | 126 | 1.0 |
| 1 | 5.00 | 0 | 12053 | 100.0 | 10 | 35.00 | 1095 | 10057 | 83.4 | 19 | 240.0 | 501 | 1922 | 15.9 | 28 | 1700 | 27 | 83 | .6 |
| 2 | 6.20 | 1 | 12053 | 100.0 | 11 | 43.00 | 992 | 8962 | 74.4 | 20 | 300.0 | 355 | 1421 | 11.8 | 29 | 2100 | 31 | 56 | .4 |
| 3 | 7.70 | 1 | 12052 | 100.0 | 12 | 53.00 | 940 | 7970 | 66.1 | 21 | 370.0 | 250 | 1066 | 8.8 | 30 | 2600 | 11 | 25 | .2 |
| 4 | 9.50 | 3 | 12051 | 100.0 | 13 | 66.00 | 1034 | 7030 | 58.3 | 22 | 460.0 | 203 | 816 | 6.8 | 31 | 3200 | 7 | 14 | .1 |
| 5 | 12.00 | 49 | 12048 | 100.0 | 14 | 82.00 | 914 | 6026 | 50.0 | 23 | 570.0 | 199 | 613 | 5.1 | 32 | 4000 | 5 | 7 | .0 |
| 6 | 15.00 | 83 | 11999 | 99.6 | 15 | 100.00 | 1120 | 5112 | 42.4 | 24 | 710.0 | 120 | 414 | 3.4 | 33 | 4900 | | 2 | .0 |
| 7 | 18.00 | 292 | 11916 | 98.9 | 16 | 130.00 | 820 | 3992 | 33.1 | 25 | 880.0 | 97 | 294 | 2.4 | 34 | 6100 | 2 | 2 | .0 |
| 8 | 23.00 | 582 | 11624 | 96.4 | 17 | 160.00 | 605 | 3172 | 26.3 | 26 | 1100.0 | 71 | 197 | 1.6 | | | | | |

LOWEST MEAN DISCHARGE, IN CFS, AND RANKING, FOR THE FOLLOWING NUMBER OF CONSECUTIVE DAYS IN YEAR ENDING MARCH 31

| YEAR | 1 | | 3 | | 7 | | 14 | | 30 | | 60 | | 90 | | 120 | | 183 | | ANNUAL | |
|---|---|---|---|---|---|---|---|---|---|---|---|---|---|---|---|---|---|---|---|---|
| 1943 | 20.00 | 9 | 21.00 | 10 | 21.30 | 10 | 24.00 | 12 | 27.50 | 14 | 30.50 | 14 | 35.30 | 15 | 34.70 | 10 | 43.40 | 10 | 115.00 | 7 |
| 1944 | 29.00 | 24 | 30.30 | 24 | 32.00 | 24 | 32.60 | 23 | 33.90 | 22 | 34.60 | 19 | 37.20 | 17 | 41.80 | 17 | 44.70 | 13 | 152.00 | 17 |
| 1945 | 18.00 | 6 | 19.30 | 8 | 20.00 | 7 | 21.40 | 8 | 22.90 | 8 | 23.80 | 7 | 24.70 | 6 | 26.20 | 3 | 26.40 | 1 | 119.00 | 10 |
| 1946 | 37.00 | 28 | 37.70 | 29 | 38.70 | 29 | 48.30 | 30 | 50.40 | 29 | 73.30 | 32 | 76.90 | 30 | 132.00 | 32 | 126.00 | 29 | 207.00 | 25 |
| 1947 | 25.00 | 17 | 25.30 | 18 | 25.60 | 16 | 25.80 | 14 | 26.90 | 13 | 30.30 | 13 | 33.60 | 12 | 38.80 | 13 | 57.80 | 16 | 124.00 | 11 |
| 1948 | 37.00 | 29 | 37.30 | 28 | 38.40 | 28 | 39.10 | 27 | 49.00 | 28 | 53.70 | 28 | 56.60 | 27 | 58.00 | 25 | 89.30 | 27 | 202.00 | 24 |
| 1949 | 23.00 | 15 | 23.70 | 15 | 24.70 | 15 | 28.30 | 17 | 29.00 | 16 | 31.50 | 15 | 34.00 | 13 | 39.50 | 15 | 65.10 | 20 | 221.00 | 28 |
| 1950 | 28.00 | 21 | 28.70 | 23 | 29.70 | 23 | 33.20 | 24 | 39.80 | 24 | 51.60 | 26 | 49.30 | 26 | 53.60 | 24 | 60.40 | 17 | 262.00 | 30 |
| 1951 | 39.00 | 30 | 40.00 | 30 | 42.90 | 30 | 45.70 | 29 | 52.10 | 30 | 57.40 | 29 | 63.50 | 29 | 69.90 | 28 | 135.00 | 30 | 234.00 | 29 |
| 1952 | 21.00 | 12 | 22.30 | 13 | 24.10 | 14 | 24.80 | 13 | 25.10 | 10 | 26.30 | 9 | 29.60 | 9 | 35.50 | 12 | 61.60 | 19 | 182.00 | 21 |
| 1953 | 21.00 | 13 | 21.30 | 11 | 21.60 | 11 | 22.40 | 10 | 26.80 | 11 | 28.30 | 12 | 38.80 | 18 | 40.30 | 16 | 47.50 | 15 | 111.00 | 4 |
| 1954 | 20.00 | 10 | 20.30 | 9 | 20.90 | 9 | 21.90 | 9 | 23.20 | 9 | 24.50 | 8 | 26.30 | 7 | 29.80 | 7 | 36.10 | 5 | 95.90 | 2 |
| 1955 | 13.00 | 4 | 13.00 | 3 | 13.40 | 3 | 13.90 | 2 | 15.00 | 2 | 23.40 | 6 | 23.30 | 3 | 28.10 | 5 | 33.90 | 4 | 106.00 | 3 |
| 1956 | 11.00 | 1 | 11.00 | 1 | 11.90 | 1 | 12.20 | 1 | 14.90 | 1 | 21.30 | 4 | 32.40 | 11 | 50.30 | 21 | 68.40 | 22 | 140.00 | 15 |
| 1957 | 18.00 | 7 | 18.00 | 6 | 18.70 | 6 | 19.20 | 6 | 20.20 | 6 | 23.20 | 5 | 24.60 | 5 | 26.80 | 4 | 37.10 | 7 | 116.00 | 8 |
| 1958 | 32.00 | 25 | 32.30 | 25 | 34.00 | 25 | 36.60 | 25 | 48.10 | 27 | 52.60 | 27 | 61.40 | 28 | 77.60 | 29 | 163.00 | 32 | 271.00 | 31 |
| 1959 | 59.00 | 32 | 60.00 | 32 | 62.00 | 32 | 63.90 | 32 | 65.40 | 32 | 71.40 | 30 | 80.80 | 31 | 98.60 | 30 | 161.00 | 31 | 301.00 | 32 |
| 1960 | 25.00 | 16 | 25.30 | 16 | 26.10 | 17 | 26.90 | 15 | 29.60 | 17 | 35.10 | 20 | 40.80 | 19 | 47.50 | 19 | 68.40 | 23 | 160.00 | 18 |
| 1961 | 28.00 | 22 | 28.00 | 21 | 28.40 | 20 | 29.50 | 20 | 30.50 | 18 | 32.10 | 17 | 34.60 | 14 | 34.80 | 11 | 38.60 | 8 | 125.00 | 12 |
| 1962 | 28.00 | 23 | 28.30 | 22 | 28.60 | 21 | 29.20 | 19 | 33.90 | 23 | 45.50 | 25 | 46.40 | 22 | 52.70 | 23 | 60.40 | 18 | 208.00 | 26 |
| 1963 | 24.00 | 16 | 25.30 | 17 | 27.00 | 18 | 28.30 | 18 | 31.90 | 19 | 34.60 | 18 | 41.00 | 20 | 44.20 | 18 | 44.30 | 12 | 118.00 | 9 |
| 1964 | 14.00 | 5 | 14.30 | 5 | 14.90 | 4 | 15.40 | 4 | 16.50 | 4 | 19.50 | 3 | 23.00 | 2 | 23.60 | 2 | 28.90 | 3 | 114.00 | 6 |
| 1965 | 21.00 | 11 | 21.70 | 12 | 22.10 | 12 | 23.60 | 11 | 26.90 | 12 | 27.10 | 11 | 28.70 | 8 | 30.90 | 8 | 44.00 | 11 | 172.00 | 19 |
| 1966 | 19.00 | 8 | 19.30 | 7 | 20.60 | 8 | 21.40 | 7 | 21.90 | 7 | 26.80 | 10 | 31.10 | 10 | 33.80 | 9 | 36.90 | 6 | 93.30 | 1 |
| 1967 | 12.00 | 2 | 12.00 | 2 | 12.40 | 2 | 14.10 | 3 | 15.20 | 3 | 18.00 | 1 | 19.00 | 1 | 20.10 | 1 | 27.80 | 2 | 113.00 | 5 |
| 1968 | 13.00 | 3 | 14.00 | 4 | 14.90 | 5 | 15.60 | 5 | 16.80 | 5 | 19.40 | 2 | 23.70 | 4 | 28.80 | 6 | 41.10 | 9 | 152.00 | 16 |
| 1969 | 32.00 | 26 | 32.70 | 26 | 35.60 | 26 | 39.10 | 28 | 42.40 | 25 | 41.10 | 22 | 48.80 | 24 | 68.10 | 27 | 80.40 | 25 | 186.00 | 22 |
| 1970 | 41.00 | 31 | 42.30 | 31 | 44.90 | 31 | 51.00 | 31 | 55.90 | 31 | 72.60 | 31 | 81.10 | 32 | 115.00 | 31 | 121.00 | 28 | 177.00 | 20 |
| 1971 | | | | | | | | | | | | | | | | | | | | |
| 1972 | 23.00 | 14 | 23.30 | 14 | 24.10 | 13 | 27.50 | 16 | 28.80 | 15 | 31.60 | 16 | 36.00 | 16 | 38.90 | 14 | 45.40 | 14 | 129.00 | 13 |
| 1973 | 26.00 | 19 | 26.70 | 19 | 27.90 | 19 | 30.80 | 21 | 32.10 | 20 | 42.00 | 23 | 45.70 | 21 | 47.90 | 20 | 67.50 | 21 | 129.00 | 14 |
| | 27.00 | 20 | 28.00 | 20 | 29.40 | 22 | 31.40 | 22 | 33.30 | 21 | 40.90 | 21 | 48.90 | 25 | 52.00 | 22 | 87.30 | 26 | 219.00 | 27 |

## FALL CREEK NEAR FORTVILLE, IND. (Continued)

HIGHEST MEAN DISCHARGE, IN CFS, AND RANKING, FOR THE FOLLOWING NUMBER OF CONSECUTIVE DAYS IN YEAR ENDING SEPTEMBER 30

| YEAR | 1 | | 3 | | 7 | | 15 | | 30 | | 60 | | 90 | | 120 | | 183 | | ANNUAL | |
|---|---|---|---|---|---|---|---|---|---|---|---|---|---|---|---|---|---|---|---|---|
| 1942 | 1690.0 | 24 | 1150.0 | 28 | 729.0 | 26 | 625.0 | 22 | 426.0 | 24 | 346.0 | 23 | 307.0 | 22 | 254.0 | 26 | 194.0 | 28 | 115.0 | 30 |
| 1943 | 6100.0 | 2 | 3540.0 | 2 | 2080.0 | 3 | 1320.0 | 4 | 794.0 | 6 | 481.0 | 11 | 409.0 | 10 | 348.0 | 12 | 274.0 | 14 | 169.0 | 16 |
| 1944 | 3380.0 | 7 | 2480.0 | 7 | 1460.0 | 9 | 913.0 | 10 | 613.0 | 11 | 446.0 | 12 | 354.0 | 14 | 296.0 | 17 | 207.0 | 26 | 122.0 | 27 |
| 1945 | 1660.0 | 25 | 1480.0 | 18 | 901.0 | 18 | 565.0 | 24 | 393.0 | 25 | 308.0 | 25 | 273.0 | 26 | 279.0 | 20 | 220.0 | 22 | 135.0 | 23 |
| 1946 | 1740.0 | 23 | 1150.0 | 29 | 705.0 | 29 | 555.0 | 25 | 379.0 | 27 | 299.0 | 27 | 301.0 | 23 | 271.0 | 21 | 259.0 | 16 | 182.0 | 13 |
| 1947 | 1460.0 | 30 | 1130.0 | 30 | 669.0 | 30 | 444.0 | 31 | 356.0 | 29 | 333.0 | 24 | 287.0 | 25 | 268.0 | 22 | 235.0 | 20 | 153.0 | 19 |
| 1948 | 3050.0 | 10 | 1950.0 | 12 | 1510.0 | 7 | 1100.0 | 6 | 1010.0 | 2 | 630.0 | 5 | 510.0 | 6 | 435.0 | 5 | 338.0 | 5 | 195.0 | 7 |
| 1949 | 2150.0 | 18 | 1410.0 | 21 | 883.0 | 21 | 759.0 | 14 | 671.0 | 10 | 515.0 | 8 | 429.0 | 7 | 372.0 | 10 | 295.0 | 11 | 185.0 | 11 |
| 1950 | 4050.0 | 6 | 2930.0 | 5 | 1800.0 | 5 | 1620.0 | 1 | 1260.0 | 1 | 971.0 | 1 | 782.0 | 1 | 656.0 | 1 | 516.0 | 1 | 298.0 | 1 |
| 1951 | 2870.0 | 11 | 2180.0 | 5 | 1290.0 | 12 | 947.0 | 8 | 592.0 | 12 | 482.0 | 10 | 426.0 | 8 | 395.0 | 7 | 352.0 | 4 | 214.0 | 5 |
| 1952 | 1830.0 | 22 | 1240.0 | 24 | 764.0 | 25 | 732.0 | 16 | 497.0 | 18 | 427.0 | 14 | 401.0 | 11 | 360.0 | 11 | 287.0 | 13 | 168.0 | 17 |
| 1953 | 2420.0 | 15 | 1310.0 | 22 | 720.0 | 28 | 445.0 | 30 | 278.0 | 32 | 250.0 | 31 | 220.0 | 31 | 194.0 | 31 | 183.0 | 30 | 120.0 | 28 |
| 1954 | 1070.0 | 31 | 804.0 | 32 | 499.0 | 32 | 454.0 | 29 | 334.0 | 30 | 214.0 | 32 | 173.0 | 32 | 147.0 | 32 | 111.0 | 32 | 70.1 | 32 |
| 1955 | 1030.0 | 32 | 825.0 | 31 | 536.0 | 31 | 385.0 | 32 | 330.0 | 31 | 253.0 | 30 | 224.0 | 30 | 207.0 | 30 | 167.0 | 31 | 104.0 | 31 |
| 1956 | 2710.0 | 12 | 1570.0 | 11 | 1180.0 | 14 | 692.0 | 18 | 465.0 | 20 | 377.0 | 17 | 310.0 | 21 | 329.0 | 13 | 248.0 | 18 | 180.0 | 14 |
| 1957 | 3280.0 | 8 | 2130.0 | 10 | 1350.0 | 10 | 886.0 | 11 | 712.0 | 9 | 588.0 | 6 | 580.0 | 2 | 485.0 | 3 | 365.0 | 2 | 209.0 | 6 |
| 1958 | 4540.0 | 3 | 3220.0 | 3 | 2740.0 | 1 | 1560.0 | 2 | 945.0 | 3 | 771.0 | 2 | 569.0 | 3 | 489.0 | 2 | 364.0 | 3 | 278.0 | 2 |
| 1959 | 3100.0 | 9 | 2410.0 | 8 | 1320.0 | 11 | 785.0 | 15 | 731.0 | 7 | 525.0 | 7 | 415.0 | 9 | 389.0 | 8 | 304.0 | 10 | 187.0 | 8 |
| 1960 | 1530.0 | 27 | 1170.0 | 27 | 901.0 | 19 | 555.0 | 26 | 436.0 | 22 | 306.0 | 26 | 272.0 | 27 | 250.0 | 28 | 209.0 | 25 | 149.0 | 20 |
| 1961 | 4460.0 | 5 | 2650.0 | 6 | 1920.0 | 4 | 1170.0 | 5 | 847.0 | 4 | 648.0 | 4 | 554.0 | 4 | 469.0 | 4 | 334.0 | 6 | 187.0 | 9 |
| 1962 | 2440.0 | 14 | 1540.0 | 16 | 835.0 | 22 | 566.0 | 23 | 434.0 | 23 | 362.0 | 21 | 315.0 | 18 | 265.0 | 24 | 206.0 | 27 | 134.0 | 24 |
| 1963 | 4500.0 | 4 | 3010.0 | 4 | 1630.0 | 6 | 972.0 | 7 | 722.0 | 8 | 486.0 | 9 | 367.0 | 13 | 294.0 | 18 | 212.0 | 23 | 127.0 | 25 |
| 1964 | 6950.0 | 1 | 4290.0 | 1 | 2410.0 | 2 | 1410.0 | 3 | 846.0 | 5 | 729.0 | 3 | 532.0 | 5 | 418.0 | 6 | 308.0 | 9 | 169.0 | 15 |
| 1965 | 1490.0 | 29 | 1210.0 | 25 | 727.0 | 27 | 533.0 | 27 | 439.0 | 21 | 363.0 | 20 | 334.0 | 16 | 283.0 | 19 | 212.0 | 24 | 123.0 | 26 |
| 1966 | 676.0 | 33 | 438.0 | 33 | 298.0 | 33 | 192.0 | 33 | 147.0 | 33 | 110.0 | 33 | 111.0 | 33 | 104.0 | 33 | 92.6 | 33 | 61.4 | 33 |
| 1967 | 2070.0 | 19 | 1780.0 | 15 | 1120.0 | 15 | 655.0 | 19 | 385.0 | 26 | 283.0 | 29 | 271.0 | 28 | 251.0 | 27 | 243.0 | 19 | 141.0 | 22 |
| 1968 | 2550.0 | 13 | 1540.0 | 13 | 1490.0 | 8 | 885.0 | 12 | 514.0 | 17 | 370.0 | 18 | 313.0 | 20 | 311.0 | 14 | 292.0 | 12 | 184.0 | 12 |
| 1969 | 2260.0 | 16 | 1910.0 | 14 | 1190.0 | 13 | 937.0 | 9 | 582.0 | 13 | 412.0 | 16 | 317.0 | 17 | 306.0 | 16 | 254.0 | 17 | 185.0 | 10 |
| 1970 | 1520.0 | 28 | 1190.0 | 26 | 804.0 | 23 | 519.0 | 28 | 359.0 | 28 | 294.0 | 28 | 295.0 | 24 | 258.0 | 25 | 222.0 | 21 | 145.0 | 21 |
| 1971 | 2170.0 | 17 | 1430.0 | 19 | 1080.0 | 16 | 707.0 | 17 | 516.0 | 16 | 350.0 | 22 | 255.0 | 29 | 226.0 | 29 | 186.0 | 29 | 117.0 | 29 |
| 1972 | 2010.0 | 20 | 1520.0 | 17 | 897.0 | 20 | 637.0 | 20 | 496.0 | 19 | 367.0 | 19 | 314.0 | 19 | 268.0 | 23 | 272.0 | 15 | 167.0 | 18 |
| 1973 | 1610.0 | 26 | 1300.0 | 23 | 764.0 | 24 | 629.0 | 21 | 550.0 | 14 | 420.0 | 15 | 347.0 | 15 | 310.0 | 15 | 328.0 | 8 | 218.0 | 4 |

STATISTICS ON NORMAL MONTHLY MEANS(ALL DAYS)

| OCT | NOV | DEC | JAN | FEB | MARCH | APRIL | MAY | JUNE | JULY | AUG | SEPT |
|---|---|---|---|---|---|---|---|---|---|---|---|

BY ROWS(MEAN,VARIANCE,STANDARD DEVIATION, SKEWNESS, COEFF. OF VARIATION,PERCENTAGE OF AVERAGE FLOW)

| | | | | | | | | | | | |
|---|---|---|---|---|---|---|---|---|---|---|---|
| 0.5214E+02 | 0.9180E+02 | 0.1435E+03 | 0.2209E+03 | 0.2395E+03 | 0.3000E+03 | 0.3085E+03 | 0.2108E+03 | 0.1782E+03 | 0.1007E+03 | 0.6290E+02 | 0.4437E+02 |
| 0.1597E+04 | 0.8496E+04 | 0.1662E+05 | 0.5422E+05 | 0.2807E+05 | 0.2256E+05 | 0.3707E+05 | 0.1793E+05 | 0.3238E+05 | 0.5842E+04 | 0.4758E+04 | 0.6676E+03 |
| 0.3997E+02 | 0.9218E+02 | 0.1289E+03 | 0.2329E+03 | 0.1675E+03 | 0.1502E+03 | 0.1925E+03 | 0.1339E+03 | 0.1800E+03 | 0.7643E+02 | 0.6898E+02 | 0.2584E+02 |
| 0.2905E+01 | 0.2564E+01 | 0.1519E+01 | 0.2785E+01 | 0.1170E+01 | 0.8259E+00 | 0.1020E+01 | 0.2234E+01 | 0.2940E+01 | 0.1702E+01 | 0.4267E+01 | 0.1971E+01 |
| 0.7665E+00 | 0.1004E+01 | 0.8986E+00 | 0.1054E+01 | 0.6997E+00 | 0.5006E+00 | 0.6241E+00 | 0.6353E+00 | 0.1010E+01 | 0.7591E+00 | 0.1097E+01 | 0.5823E+00 |
| 0.2669E+01 | 0.4700E+01 | 0.7346E+01 | 0.1131E+02 | 0.1226E+02 | 0.1536E+02 | 0.1580E+02 | 0.1079E+02 | 0.9124E+01 | 0.5155E+01 | 0.3220E+01 | 0.2272E+01 |

STATISTICS ON NORMAL ANNUAL MEANS(ALL DAYS)

| MEAN | VARIANCE | STANDARD DEVIATION | SKEWNESS | COEFF. OF VARIATION | SERIAL CORR |
|---|---|---|---|---|---|
| 0.1623E+03 | 0.2569E+04 | 0.5068E+02 | 0.5443E+00 | 0.3123E+00 | 0.4359E+00 |

STATISTICS ON LOG MONTHLY MEANS(ALL DAYS)

| OCT | NOV | DEC | JAN | FEB | MARCH | APRIL | MAY | JUNE | JULY | AUG | SEPT |
|---|---|---|---|---|---|---|---|---|---|---|---|

BY ROWS(MEAN,VARIANCE,STANDARD DEVIATION, SKEWNESS, COEFF. OF VARIATION,PERCENTAGE OF AVERAGE FLOW)

| | | | | | | | | | | | |
|---|---|---|---|---|---|---|---|---|---|---|---|
| 0.1640E+01 | 0.1832E+01 | 0.2003E+01 | 0.2161E+01 | 0.2277E+01 | 0.2422E+01 | 0.2405E+01 | 0.2260E+01 | 0.2126E+01 | 0.1902E+01 | 0.1689E+01 | 0.1789E+01 |
| 0.5910E-01 | 0.9582E-01 | 0.1370E+00 | 0.1707E+00 | 0.9708E-01 | 0.5297E-01 | 0.8050E-01 | 0.5231E-01 | 0.9430E-01 | 0.8609E-01 | 0.7260E-01 | 0.5044E-01 |
| 0.2431E+00 | 0.3096E+00 | 0.3701E+00 | 0.4131E+00 | 0.3116E+00 | 0.2302E+00 | 0.2837E+00 | 0.2287E+00 | 0.3071E+00 | 0.2934E+00 | 0.2695E+00 | 0.2246E+00 |
| 0.9524E+00 | 0.1082E+01 | 0.2675E+00 | -0.2659E-01 | -0.1121E+00 | -0.3578E+00 | -0.1867E+00 | 0.5948E+00 | 0.8039E+00 | 0.3821E+00 | 0.1392E+01 | 0.2935E+00 |
| 0.1483E+00 | 0.1689E+00 | 0.1848E+00 | 0.1912E+00 | 0.1369E+00 | 0.9503E-01 | 0.1180E+00 | 0.1012E+00 | 0.1444E+00 | 0.1542E+00 | 0.1595E+00 | 0.1414E+00 |
| 0.6746E+01 | 0.7538E+01 | 0.8241E+01 | 0.8892E+01 | 0.9366E+01 | 0.9965E+01 | 0.9895E+01 | 0.9298E+01 | 0.8747E+01 | 0.7827E+01 | 0.6951E+01 | 0.6536E+01 |

STATISTICS ON LOG ANNUAL MEANS(ALL DAYS)

| MEAN | VARIANCE | STANDARD DEVIATION | SKEWNESS | COEFF. OF VARIATION | SERIAL CORR |
|---|---|---|---|---|---|
| 0.2188E+01 | 0.2105E-01 | 0.1451E+00 | -0.7269E+00 | 0.6630E-01 | 0.4180E+00 |

ANNUAL PEAKS

| | | | | | |
|---|---|---|---|---|---|
| 1942 | 2460 | 1953 | 3850 | 1964 | 8750 |
| 1943 | 8240 | 1954 | 1140 | 1965 | 1880 |
| 1944 | 5000 | 1955 | 1260 | 1966 | 773 |
| 1945 | 1840 | 1956 | 3130 | 1967 | 2270 |
| 1946 | 1840 | 1957 | 3430 | 1968 | 3300 |
| 1947 | 2250 | 1958 | 5040 | 1969 | 2620 |
| 1948 | 3500 | 1959 | 3100 | 1970 | 2010 |
| 1949 | 2350 | 1960 | 1790 | 1971 | 2520 |
| 1950 | 5150 | 1961 | 5310 | 1972 | 2340 |
| 1951 | 4250 | 1962 | 2710 | 1973 | 2060 |
| 1952 | 2000 | 1963 | 5500 | | |

03352000 Lawrence Creek at Ft. Benjamin Harrison, Ind.

LOCATION.--Lat 39°52'09", long 86°01'25", in S½ sec.36, T.17 N., R.4 E., on left bank 100 ft (30 m) upstream from Shafter Avenue bridge in Ft. Benjamin Harrison, 600 ft (183 m) east of sewage disposal plant, and 0.33 mile (0.53 km) upstream from mouth.

DRAINAGE AREA.--2.74 mi² (7.10 km²).

DURATION TABLE OF DAILY DISCHARGE FOR YEAR ENDING SEPTEMBER 30

| CLASS | 0 | 1 | 2 | 3 | 4 | 5 | 6 | 7 | 8 | 9 | 10 | 11 | 12 | 13 | 14 | 15 | 16 | 17 | 18 | 19 | 20 | 21 | 22 | 23 | 24 | 25 | 26 | 27 | 28 | 29 | 30 | 31 | 32 | 33 | 34 | |
|---|---|---|---|---|---|---|---|---|---|---|---|---|---|---|---|---|---|---|---|---|---|---|---|---|---|---|---|---|---|---|---|---|---|---|---|---|
| YEAR | NUMBER OF DAYS IN CLASS | | | | | | | | | | | | | | | | | | | | | | | | | | | | | | | | | | | CFS-DAYS |
| 1952 | | | 26 | 11 | 11 | | 6 | 18 | 8 | 11 | 8 | 11 | 11 | 7 | 6 | 13 | 2 | 9 | 3 | 5 | 4 | 4 | 1 | 1 | 2 | 2 | 1 | 1 | | 1 | | | | | | 770.8 |
| 1953 | | | 4 | 9 | 8 | 7 | 8 | 36 | 12 | 19 | 29 | 54 | 44 | 39 | 21 | 11 | 17 | 9 | 10 | 7 | 4 | 6 | 4 | 1 | 2 | | 1 | | 1 | 2 | | | | | | 1324.9 |
| 1954 | | | 16 | 23 | 32 | 48 | 22 | 85 | 29 | 14 | 8 | 6 | 6 | 6 | 7 | 13 | 13 | 14 | 8 | 3 | 3 | 2 | 3 | 1 | | 1 | 1 | | | | 1 | | | | | 851.2 |
| 1955 | | | | | 2 | 29 | 29 | 39 | 28 | 37 | 19 | 29 | 43 | 21 | 28 | 15 | 10 | 8 | 10 | 6 | 3 | 3 | 5 | 1 | | | | | | | | | | | | 926.3 |
| 1956 | | | | | 10 | 5 | 5 | 9 | 19 | 8 | 17 | 51 | 26 | 29 | 49 | 40 | 24 | 21 | 13 | 8 | 7 | 6 | 2 | 5 | 1 | 1 | 2 | 1 | 2 | | 1 | 1 | 1 | 1 | 1 | | 2707.0 |
| 1958 | | | | | | | | 11 | 6 | 1 | 14 | 41 | 53 | 44 | 42 | 30 | 23 | 19 | 11 | 15 | 5 | 10 | 4 | 7 | 7 | 5 | 4 | 4 | 2 | 4 | 2 | 1 | | | | 2961.3 |
| 1959 | | | | | | | | 9 | 23 | 35 | 32 | 28 | 44 | 29 | 35 | 29 | 20 | 22 | 21 | 14 | 12 | 1 | 3 | 2 | 1 | 2 | 1 | | | | | | 1 | 1 | | 1865.7 |
| 1960 | | | | | | | | 6 | 15 | 8 | 31 | 21 | 65 | 40 | 48 | 38 | 24 | 19 | 14 | 8 | 8 | 5 | 2 | 3 | 1 | 5 | 1 | 3 | | 1 | | | | | | 1805.4 |
| 1961 | | | | | 6 | 4 | 3 | 7 | 16 | 16 | 17 | 28 | 41 | 62 | 21 | 28 | 18 | 13 | 14 | 13 | 8 | 8 | 9 | 9 | 7 | 3 | 2 | 5 | 2 | | 2 | 1 | 1 | | 1 | | 2408.9 |
| 1962 | | | | | | | | | | | 24 | 42 | 37 | 63 | 39 | 28 | 37 | 24 | 15 | 16 | 10 | 6 | 5 | 6 | 5 | 1 | 1 | 2 | 1 | 1 | 2 | | | | | | 1832.8 |
| 1963 | | | | | | | | | | | 2 | 10 | 29 | 74 | 86 | 66 | 31 | 10 | 10 | 10 | 13 | 5 | 3 | 6 | 1 | 2 | 3 | | 1 | 1 | 1 | | | | 1 | | 1827.6 |
| 1964 | | | | | | | | | | 7 | 19 | 54 | 46 | 70 | 53 | 34 | 24 | 9 | 8 | 6 | 4 | 2 | 6 | 5 | 5 | 1 | 2 | 3 | | 1 | 3 | | 2 | 2 | | 2188.6 |
| 1965 | | | | 3 | 1 | 4 | 3 | 1 | 10 | 16 | 7 | 78 | 54 | 23 | 25 | 16 | 17 | 32 | 19 | 15 | 7 | 6 | 5 | 4 | 7 | 2 | 2 | 3 | 2 | | 2 | 1 | | | | 1866.6 |
| 1966 | | | | | | | | | | | | 30 | 63 | 82 | 45 | 28 | 21 | 36 | 17 | 18 | 7 | 9 | 2 | 1 | 2 | 2 | | | 1 | 1 | | | | | | 1498.2 |
| 1967 | | | | | | | | | | | 5 | 8 | 24 | 60 | 35 | 56 | 41 | 40 | 37 | 19 | 11 | 5 | 11 | 3 | 3 | | 1 | 2 | 1 | 2 | | 1 | | | | 2025.1 |
| 1968 | | | | | | | | | | | | | 2 | 33 | 33 | 62 | 81 | 70 | 36 | 24 | 7 | 2 | 1 | | 5 | 2 | 1 | 4 | 3 | | | | | | | 2067.8 |
| 1969 | | | | | | | | | | | | | | 31 | 16 | 34 | 81 | 88 | 39 | 22 | 13 | 9 | 3 | 7 | 8 | 2 | 3 | 3 | | 3 | 2 | 1 | | | | 2699.4 |

| CLASS | CFS | TOTAL | ACCUM | PERCT | CLASS | CFS | TOTAL | ACCUM | PERCT | CLASS | CFS | TOTAL | ACCUM | PERCT | CLASS | CFS | TOTAL | ACCUM | PERCT |
|---|---|---|---|---|---|---|---|---|---|---|---|---|---|---|---|---|---|---|---|
| 0 | 0.00 | 0 | 6027 | 100.0 | 9 | 1.10 | 207 | 5266 | 87.4 | 18 | 7.0 | 233 | 857 | 14.2 | 27 | 46 | 20 | 76 | 1.2 |
| 1 | 0.10 | 0 | 6027 | 100.0 | 10 | 1.30 | 408 | 5059 | 83.9 | 19 | 8.7 | 146 | 624 | 10.4 | 28 | 57 | 14 | 56 | .9 |
| 2 | 0.20 | 49 | 6027 | 100.0 | 11 | 1.60 | 537 | 4651 | 77.2 | 20 | 11.0 | 98 | 478 | 7.9 | 29 | 70 | 20 | 42 | .6 |
| 3 | 0.30 | 50 | 5978 | 99.2 | 12 | 2.00 | 790 | 4114 | 68.3 | 21 | 13.0 | 82 | 380 | 6.3 | 30 | 87 | 8 | 22 | .3 |
| 4 | 0.40 | 71 | 5928 | 98.4 | 13 | 2.50 | 568 | 3324 | 55.2 | 22 | 16.0 | 65 | 298 | 4.9 | 31 | 110 | 5 | 14 | .2 |
| 5 | 0.50 | 95 | 5857 | 97.2 | 14 | 3.00 | 588 | 2756 | 45.7 | 23 | 20.0 | 64 | 233 | 3.9 | 32 | 130 | 3 | 9 | .1 |
| 6 | 0.60 | 78 | 5762 | 95.6 | 15 | 3.70 | 540 | 2168 | 36.0 | 24 | 25.0 | 29 | 169 | 2.8 | 33 | 160 | 4 | 6 | |
| 7 | 0.70 | 239 | 5684 | 94.3 | 16 | 4.60 | 455 | 1628 | 27.0 | 25 | 30.0 | 31 | 140 | 2.3 | 34 | 200 | 2 | 2 | |
| 8 | 0.90 | 179 | 5445 | 90.3 | 17 | 5.70 | 316 | 1173 | 19.5 | 26 | 37.0 | 33 | 109 | 1.8 | | | | | |

LOWEST MEAN DISCHARGE, IN CFS, AND RANKING, FOR THE FOLLOWING NUMBER OF CONSECUTIVE DAYS IN YEAR ENDING MARCH 31

| YEAR | 1 | | 3 | | 7 | | 14 | | 30 | | 60 | | 90 | | 120 | | 183 | | ANNUAL | |
|---|---|---|---|---|---|---|---|---|---|---|---|---|---|---|---|---|---|---|---|---|
| 1953 | 0.20 | 1 | 0.20 | 1 | 0.20 | 1 | 0.20 | 1 | 0.20 | 1 | 0.60 | 3 | 1.20 | 4 | 1.20 | 3 | 1.80 | 3 | 4.20 | 3 |
| 1954 | 0.20 | 2 | 0.20 | 2 | 0.20 | 2 | 0.20 | 2 | 0.40 | 2 | 0.40 | 1 | 0.50 | 1 | 0.60 | 1 | 0.90 | 2 | 2.90 | 2 |
| 1955 | 0.20 | 3 | 0.30 | 4 | 0.30 | 3 | 0.40 | 3 | 0.40 | 3 | 0.60 | 2 | 0.70 | 2 | 0.70 | 2 | 0.80 | 1 | 2.20 | 1 |
| 1956 | 0.40 | 6 | 0.50 | 6 | 0.50 | 6 | 0.50 | 5 | 0.60 | 4 | 1.50 | 7 | 2.10 | 9 | 2.40 | 11 | 2.50 | 9 | 5.10 | 9 |
| 1959 | 1.00 | 11 | 1.00 | 10 | 1.10 | 11 | 1.20 | 10 | 1.30 | 8 | 1.80 | 8 | 2.20 | 10 | 2.80 | 14 | 4.60 | 15 | 8.50 | 15 |
| 1960 | 0.70 | 7 | 0.80 | 7 | 0.80 | 7 | 1.00 | 6 | 1.50 | 10 | 2.00 | 12 | 2.40 | 12 | 2.30 | 10 | 2.90 | 12 | 4.30 | 4 |
| 1961 | 0.80 | 9 | 0.80 | 8 | 0.90 | 8 | 1.20 | 11 | 1.60 | 11 | 1.80 | 9 | 1.80 | 7 | 1.80 | 6 | 2.00 | 4 | 5.30 | 11 |
| 1962 | 0.30 | 5 | 0.30 | 5 | 0.30 | 4 | 0.40 | 4 | 0.60 | 5 | 1.00 | 4 | 1.20 | 3 | 1.60 | 4 | 2.40 | 7 | 6.70 | 14 |
| 1963 | 1.10 | 12 | 1.10 | 12 | 1.20 | 12 | 1.30 | 12 | 1.80 | 12 | 2.30 | 13 | 2.70 | 13 | 2.70 | 12 | 2.80 | 10 | 4.80 | 7 |
| 1964 | 1.00 | 10 | 1.00 | 11 | 1.00 | 9 | 1.10 | 7 | 1.40 | 9 | 1.80 | 10 | 2.10 | 8 | 2.00 | 7 | 2.30 | 6 | 4.60 | 5 |
| 1965 | 0.20 | 4 | 0.20 | 3 | 0.30 | 5 | 1.20 | 8 | 1.30 | 6 | 1.40 | 5 | 1.40 | 5 | 1.80 | 5 | 2.90 | 11 | 6.40 | 13 |
| 1966 | 0.70 | 8 | 0.80 | 9 | 1.00 | 10 | 1.20 | 9 | 1.30 | 7 | 1.40 | 6 | 1.70 | 6 | 2.00 | 8 | 2.10 | 5 | 4.70 | 6 |
| 1967 | 1.20 | 13 | 1.20 | 13 | 1.30 | 13 | 1.60 | 13 | 1.90 | 13 | 1.90 | 11 | 2.20 | 11 | 2.30 | 9 | 2.50 | 8 | 5.00 | 8 |
| 1968 | 1.80 | 14 | 1.90 | 14 | 1.90 | 14 | 1.90 | 14 | 2.10 | 14 | 2.70 | 15 | 2.70 | 14 | 2.70 | 13 | 3.30 | 13 | 5.20 | 10 |
| 1969 | 1.90 | 15 | 2.00 | 15 | 2.00 | 15 | 2.10 | 15 | 2.20 | 15 | 2.60 | 14 | 2.80 | 15 | 3.00 | 15 | 3.30 | 14 | 5.90 | 12 |

HIGHEST MEAN DISCHARGE, IN CFS, AND RANKING, FOR THE FOLLOWING NUMBER OF CONSECUTIVE DAYS IN YEAR ENDING SEPTEMBER 30

| YEAR | 1 | | 3 | | 7 | | 15 | | 30 | | 60 | | 90 | | 120 | | 183 | | ANNUAL | |
|---|---|---|---|---|---|---|---|---|---|---|---|---|---|---|---|---|---|---|---|---|
| 1953 | 78.0 | 12 | 54.7 | 10 | 26.2 | 12 | 15.0 | 14 | 11.0 | 13 | 7.1 | 15 | 7.4 | 13 | 6.3 | 13 | 5.5 | 14 | 3.6 | 14 |
| 1954 | 100.0 | 8 | 50.7 | 11 | 26.3 | 11 | 17.7 | 10 | 11.4 | 11 | 9.1 | 12 | 7.0 | 14 | 5.5 | 15 | 4.0 | 15 | 2.3 | 16 |
| 1955 | 20.0 | 16 | 15.3 | 16 | 10.7 | 16 | 8.0 | 16 | 6.9 | 16 | 5.0 | 16 | 4.2 | 16 | 3.8 | 16 | 3.6 | 16 | 2.5 | 15 |
| 1956 | 481.0 | 1 | 217.0 | 1 | 103.0 | 1 | 51.1 | 1 | 26.8 | 2 | 17.6 | 4 | 13.6 | 4 | 13.8 | 2 | 10.0 | 3 | 7.4 | 3 |
| 1958 | 112.0 | 6 | 73.3 | 6 | 51.7 | 4 | 30.7 | 4 | 25.0 | 4 | 20.7 | 3 | 15.8 | 2 | 13.8 | 3 | 10.3 | 2 | 8.1 | 1 |
| 1959 | 200.0 | 2 | 86.0 | 3 | 43.4 | 5 | 23.6 | 5 | 21.2 | 5 | 14.5 | 5 | 11.4 | 5 | 10.1 | 5 | 8.0 | 8 | 5.1 | 8 |
| 1960 | 74.0 | 13 | 30.4 | 15 | 20.4 | 15 | 12.3 | 15 | 10.4 | 15 | 8.4 | 14 | 6.8 | 15 | 6.2 | 14 | 6.3 | 12 | 4.9 | 12 |
| 1961 | 198.0 | 3 | 85.0 | 4 | 54.7 | 3 | 36.4 | 3 | 26.9 | 1 | 21.0 | 2 | 18.6 | 1 | 15.3 | 1 | 11.4 | 1 | 6.6 | 4 |
| 1962 | 86.0 | 11 | 42.3 | 13 | 24.0 | 14 | 16.4 | 12 | 14.4 | 9 | 11.1 | 9 | 10.0 | 9 | 8.8 | 10 | 7.3 | 10 | 5.0 | 10 |
| 1963 | 170.0 | 4 | 73.7 | 5 | 39.3 | 7 | 23.1 | 6 | 20.3 | 6 | 14.1 | 6 | 10.7 | 7 | 9.0 | 8 | 7.1 | 11 | 5.0 | 11 |
| 1964 | 137.0 | 5 | 127.0 | 2 | 74.6 | 2 | 41.2 | 2 | 25.1 | 3 | 21.5 | 1 | 15.6 | 3 | 12.6 | 4 | 9.9 | 4 | 6.0 | 5 |
| 1965 | 100.0 | 7 | 66.7 | 9 | 32.9 | 9 | 20.9 | 9 | 14.7 | 8 | 11.3 | 8 | 10.8 | 6 | 10.0 | 6 | 8.2 | 7 | 5.1 | 9 |
| 1966 | 64.0 | 14 | 47.3 | 12 | 25.8 | 13 | 15.5 | 13 | 10.9 | 14 | 9.5 | 11 | 8.1 | 11 | 7.0 | 12 | 5.9 | 13 | 4.1 | 13 |
| 1967 | 98.0 | 9 | 73.0 | 7 | 42.1 | 6 | 23.0 | 7 | 14.2 | 10 | 10.0 | 10 | 8.6 | 10 | 8.9 | 9 | 8.3 | 6 | 5.5 | 7 |
| 1968 | 55.0 | 15 | 40.7 | 14 | 29.5 | 10 | 16.9 | 11 | 11.1 | 12 | 8.8 | 13 | 7.7 | 12 | 7.7 | 11 | 7.6 | 9 | 5.6 | 6 |
| 1969 | 94.0 | 10 | 66.7 | 8 | 35.0 | 8 | 22.3 | 8 | 17.9 | 7 | 13.3 | 7 | 10.6 | 8 | 9.9 | 7 | 9.2 | 5 | 7.4 | 2 |

STATISTICS ON NORMAL MONTHLY MEANS(ALL DAYS)

| OCT | NOV | DEC | JAN | FEB | MARCH | APRIL | MAY | JUNE | JULY | AUG | SEPT |
|---|---|---|---|---|---|---|---|---|---|---|---|
| BY ROWS(MEAN,VARIANCE,STANDARD DEVIATION, SKEWNESS, COEFF. OF VARIATION,PERCENTAGE OF AVERAGE FLOW) | | | | | | | | | | | |
| 0.2681E+01 | 0.3782E+01 | 0.5284E+01 | 0.5487E+01 | 0.7030E+01 | 0.9272E+01 | 0.8423E+01 | 0.7023E+01 | 0.4460E+01 | 0.5201E+01 | 0.2937E+01 | 0.2025E+01 |
| 0.3781E+01 | 0.8693E+01 | 0.2298E+02 | 0.1089E+02 | 0.1737E+02 | 0.3123E+02 | 0.3835E+02 | 0.3227E+02 | 0.1521E+02 | 0.2349E+02 | 0.6483E+01 | 0.1205E+01 |
| 0.1944E+01 | 0.2948E+01 | 0.4754E+01 | 0.3299E+01 | 0.4167E+01 | 0.5589E+01 | 0.6192E+01 | 0.5681E+01 | 0.3900E+01 | 0.4847E+01 | 0.2546E+01 | 0.1098E+01 |
| 0.2009E+01 | 0.2583E+01 | 0.1708E+01 | 0.8688E+00 | 0.9166E+00 | 0.1225E+01 | 0.1608E+01 | 0.2281E+01 | 0.2320E+01 | 0.2005E+01 | 0.2677E+01 | 0.6161E+00 |
| 0.7254E+00 | 0.7756E+00 | 0.9073E+00 | 0.6013E+00 | 0.5928E+00 | 0.6028E+00 | 0.7352E+00 | 0.8089E+00 | 0.8745E+00 | 0.9319E+00 | 0.8668E+00 | 0.5423E+00 |
| 0.4215E+01 | 0.5946E+01 | 0.8308E+01 | 0.8626E+01 | 0.1105E+02 | 0.1458E+02 | 0.1324E+02 | 0.1104E+02 | 0.7012E+01 | 0.8177E+01 | 0.4618E+01 | 0.3183E+01 |

STATISTICS ON NORMAL ANNUAL MEANS(ALL DAYS)

| MEAN | VARIANCE | STANDARD DEVIATION | SKEWNESS | COEFF. OF VARIATION | SERIAL CORR |
|---|---|---|---|---|---|
| 0.5295E+01 | 0.2636E+01 | 0.1624E+01 | -0.1598E+00 | 0.3067E+00 | 0.3560E+00 |

STATISTICS ON LOG MONTHLY MEANS(ALL DAYS)

| OCT | NOV | DEC | JAN | FEB | MARCH | APRIL | MAY | JUNE | JULY | AUG | SEPT |
|---|---|---|---|---|---|---|---|---|---|---|---|
| BY ROWS(MEAN,VARIANCE,STANDARD DEVIATION, SKEWNESS, COEFF. OF VARIATION,PERCENTAGE OF AVERAGE FLOW) | | | | | | | | | | | |
| 0.3410E+00 | 0.4805E+00 | 0.5874E+00 | 0.6668E+00 | 0.7761E+00 | 0.9018E+00 | 0.8321E+00 | 0.7261E+00 | 0.5392E+00 | 0.5759E+00 | 0.3694E+00 | 0.2314E+00 |
| 0.8027E-01 | 0.9239E-01 | 0.1162E+00 | 0.6767E-01 | 0.6704E-01 | 0.5786E-01 | 0.8312E-01 | 0.1290E+00 | 0.9263E-01 | 0.1288E+00 | 0.7848E-01 | 0.8229E-01 |
| 0.2833E+00 | 0.3040E+00 | 0.3409E+00 | 0.2601E+00 | 0.2589E+00 | 0.2405E+00 | 0.2883E+00 | 0.3592E+00 | 0.3043E+00 | 0.3589E+00 | 0.2801E+00 | 0.2869E+00 |
| -0.3635E-01 | -0.2261E+00 | 0.5863E+00 | 0.1561E+00 | 0.3059E-01 | 0.4583E+00 | 0.3661E+00 | -0.8251E+00 | 0.5192E+00 | 0.3265E-01 | 0.8686E+00 | -0.8247E+00 |
| 0.8308E+00 | 0.6326E+00 | 0.5804E+00 | 0.3901E+00 | 0.3336E+00 | 0.2667E+00 | 0.3465E+00 | 0.4947E+00 | 0.5644E+00 | 0.6232E+00 | 0.7585E+00 | 0.1239E+01 |
| 0.4853E+01 | 0.6837E+01 | 0.8358E+01 | 0.9488E+01 | 0.1104E+02 | 0.1283E+02 | 0.1184E+02 | 0.1033E+02 | 0.7673E+01 | 0.8195E+01 | 0.5256E+01 | 0.3293E+01 |

STATISTICS ON LOG ANNUAL MEANS(ALL DAYS)

| MEAN | VARIANCE | STANDARD DEVIATION | SKEWNESS | COEFF. OF VARIATION | SERIAL CORR |
|---|---|---|---|---|---|
| 0.7013E+00 | 0.2314E-01 | 0.1521E+00 | -0.9875E+00 | 0.2169E+00 | 0.4393E+00 |

ANNUAL PEAKS

| | |
|---|---|
| 1952 | 418 |
| 1953 | 355 |
| 1954 | 340 |
| 1955 | 150 |
| 1956 | 2650 |
| 1958 | 1080 |
| 1959 | 940 |
| 1960 | 550 |
| 1961 | 970 |
| 1962 | 600 |
| 1963 | 678 |
| 1964 | 678 |
| 1965 | 360 |
| 1966 | 194 |
| 1967 | 578 |
| 1968 | 285 |
| 1969 | 539 |

## 03352200 Mud Creek at Indianapolis, Ind.

LOCATION.--Lat 39°53'30", long 86°00'57", in SE¼NE¼ sec.25, T.17 N., R.4 E., Marion County, on left bank at downstream side of Lantern Road bridge at Indianapolis, 0.2 mile (0.3 km) northeast of intersection of 75th Street and Sargent Road, 1.5 miles (2.4 km) upstream from mouth, and 2.0 miles (3.2 km) southeast of Castleton.

DRAINAGE AREA.--42.4 mi² (109.8 km²).

### DURATION TABLE OF DAILY DISCHARGE FOR YEAR ENDING SEPTEMBER 30

| CLASS | 0 | 1 | 2 | 3 | 4 | 5 | 6 | 7 | 8 | 9 | 10 | 11 | 12 | 13 | 14 | 15 | 16 | 17 | 18 | 19 | 20 | 21 | 22 | 23 | 24 | 25 | 26 | 27 | 28 | 29 | 30 | 31 | 32 | 33 | 34 | |
|---|---|---|---|---|---|---|---|---|---|---|---|---|---|---|---|---|---|---|---|---|---|---|---|---|---|---|---|---|---|---|---|---|---|---|---|---|
| YEAR | NUMBER OF DAYS IN CLASS | | | | | | | | | | | | | | | | | | | | | | | | | | | | | | | | | | | CFS-DAYS |
| 1958 | | | | | | | | | | | | | | 8 | 15 | 17 | 8 | 10 | 6 | 9 | 8 | 8 | 7 | 6 | 1 | 4 | 2 | 1 | 3 | 2 | 3 | 2 | 2 | | | 14067.8 |
| 1959 | | | | | | | | | | 16 | 17 | 11 | 21 | 12 | 51 | 11 | 28 | 16 | 23 | 38 | 28 | 23 | 28 | 10 | 12 | 4 | 5 | 7 | | 1 | 2 | 1 | | | | 15180.6 |
| 1960 | | | | | | | | | | 14 | 27 | 17 | 13 | 10 | 16 | 22 | 47 | 39 | 44 | 37 | 22 | 12 | 11 | 9 | 7 | 8 | 3 | 3 | 4 | 1 | | | | | | 11550.5 |
| 1961 | | | | | | | | | | 17 | 81 | 51 | 20 | 15 | 16 | 14 | 22 | 19 | 16 | 13 | 12 | 9 | 8 | 9 | 10 | 6 | 5 | 7 | 3 | 5 | 4 | 2 | 1 | | | 16733.2 |
| 1962 | | | | | | | | | | 8 | 25 | 48 | 22 | 21 | 31 | 19 | 39 | 26 | 30 | 30 | 19 | 14 | 7 | 8 | 3 | 4 | 2 | 3 | 4 | 1 | 1 | | | | | 9979.7 |
| 1963 | | | 2 | 6 | 4 | 5 | 3 | 2 | 6 | 11 | 17 | 20 | 80 | 58 | 25 | 13 | 15 | 15 | 11 | 11 | 6 | 9 | 5 | 10 | 10 | 6 | 3 | 6 | | 1 | 2 | 2 | | | 1 | 12373.8 |
| 1964 | | | | 6 | 8 | 15 | 18 | 28 | 17 | 27 | 43 | 27 | 16 | 15 | 24 | 9 | 13 | 5 | 14 | 13 | 14 | 12 | 9 | 3 | 7 | 8 | 3 | 3 | 1 | 2 | 2 | 3 | | | 1 | 13032.0 |
| 1965 | | | | | | | 8 | 16 | 31 | 38 | 43 | 24 | 28 | 17 | 20 | 11 | 20 | 14 | 18 | 17 | 11 | 9 | 6 | 6 | 9 | 4 | 4 | 6 | 2 | | 3 | | | | | 9892.5 |
| 1966 | | | 6 | 4 | 14 | 31 | 14 | 20 | 25 | 22 | 25 | 26 | 25 | 21 | 27 | 19 | 28 | 18 | 13 | 12 | 3 | 6 | 3 | | 2 | | 1 | | | | | | | | | 3122.3 |
| 1967 | | | | | | 1 | 13 | 10 | 19 | 15 | 9 | 8 | 31 | 22 | 17 | 20 | 29 | 21 | 29 | 24 | 20 | 15 | 16 | 12 | 11 | 6 | 6 | 8 | | 1 | 2 | | | | | 12833.9 |
| 1968 | | | | | | | | | | 5 | 5 | 23 | 47 | 23 | 19 | 7 | 49 | 35 | 27 | 27 | 20 | 20 | 11 | 10 | 9 | 7 | 7 | 3 | 2 | 5 | 4 | 1 | | | | 15948.6 |
| 1969 | | | | | | | | | | 1 | 18 | 17 | 8 | 6 | 11 | 22 | 37 | 41 | 62 | 47 | 23 | 19 | 13 | 9 | 9 | 1 | 8 | 1 | 5 | 3 | 2 | 1 | 1 | | | 16113.6 |
| 1970 | | | | | | | | | | 1 | 4 | 3 | 13 | 43 | 23 | 50 | 38 | 22 | 41 | 36 | 25 | 20 | 13 | 4 | 8 | 2 | 9 | 4 | 1 | 5 | | | | | | 13232.7 |
| 1971 | | | | | | | | | | | | 22 | 31 | 48 | 47 | 39 | 43 | 21 | 26 | 17 | 15 | 16 | 7 | 8 | 9 | 2 | 5 | 4 | 2 | 2 | 1 | | | | | 10897.9 |
| 1972 | | | | | | | | | | | | 8 | 69 | 26 | 18 | 16 | 29 | 29 | 37 | 33 | 19 | 21 | 11 | 13 | 11 | 6 | 8 | 6 | 3 | 2 | 1 | | | | | 14164.8 |
| 1973 | | | | | | | | | | | | | 5 | 21 | 29 | 19 | 36 | 27 | 27 | 33 | 25 | 36 | 22 | 23 | 30 | 10 | 10 | 4 | 5 | 3 | | | | | | 19389.0 |

| CLASS | CFS | TOTAL | ACCUM | PERCT | CLASS | CFS | TOTAL | ACCUM | PERCT | CLASS | CFS | TOTAL | ACCUM | PERCT | CLASS | CFS | TOTAL | ACCUM | PERCT |
|---|---|---|---|---|---|---|---|---|---|---|---|---|---|---|---|---|---|---|---|
| 0 | 0.00 | 0 | 5601 | 100.0 | 9 | 2.20 | 314 | 5094 | 90.9 | 18 | 25.0 | 394 | 1726 | 30.8 | 27 | 280 | 33 | 115 | 2.0 |
| 1 | 0.10 | 8 | 5601 | 100.0 | 10 | 2.90 | 305 | 4780 | 85.3 | 19 | 33.0 | 271 | 1332 | 23.8 | 28 | 370 | 34 | 82 | 1.4 |
| 2 | 0.30 | 16 | 5593 | 99.9 | 11 | 3.80 | 429 | 4475 | 79.9 | 20 | 43.0 | 249 | 1061 | 18.9 | 29 | 480 | 25 | 48 | .8 |
| 3 | 0.40 | 26 | 5577 | 99.6 | 12 | 5.00 | 358 | 4046 | 72.2 | 21 | 56.0 | 178 | 812 | 14.5 | 30 | 630 | 14 | 23 | .4 |
| 4 | 0.60 | 52 | 5551 | 99.1 | 13 | 6.50 | 382 | 3688 | 65.8 | 22 | 73.0 | 141 | 634 | 11.3 | 31 | 820 | 5 | 9 | .1 |
| 5 | 0.80 | 56 | 5499 | 98.2 | 14 | 8.60 | 306 | 3306 | 59.0 | 23 | 96.0 | 153 | 493 | 8.8 | 32 | 1100 | 2 | 4 | |
| 6 | 1.00 | 76 | 5443 | 97.2 | 15 | 11.00 | 490 | 3000 | 53.6 | 24 | 130.0 | 75 | 340 | 6.1 | 33 | 1400 | 2 | 2 | |
| 7 | 1.30 | 98 | 5367 | 95.8 | 16 | 15.00 | 356 | 2510 | 44.8 | 25 | 160.0 | 83 | 265 | 4.7 | 34 | | | | |
| 8 | 1.70 | 175 | 5269 | 94.1 | 17 | 19.00 | 428 | 2154 | 38.5 | 26 | 210.0 | 67 | 182 | 3.2 | | | | | |

### LOWEST MEAN DISCHARGE, IN CFS, AND RANKING, FOR THE FOLLOWING NUMBER OF CONSECUTIVE DAYS IN YEAR ENDING MARCH 31

| YEAR | 1 | | 3 | | 7 | | 14 | | 30 | | 60 | | 90 | | 120 | | 183 | | ANNUAL | |
|---|---|---|---|---|---|---|---|---|---|---|---|---|---|---|---|---|---|---|---|---|
| 1960 | 2.00 | 9 | 2.00 | 8 | 2.00 | 8 | 2.00 | 6 | 2.20 | 7 | 2.70 | 7 | 3.90 | 9 | 4.80 | 9 | 8.50 | 9 | 32.50 | 7 |
| 1961 | 1.80 | 7 | 1.90 | 6 | 1.90 | 6 | 2.00 | 7 | 2.10 | 6 | 2.20 | 6 | 2.40 | 6 | 2.60 | 5 | 3.10 | 3 | 26.90 | 4 |
| 1962 | 2.30 | 11 | 2.30 | 10 | 2.30 | 10 | 2.40 | 10 | 2.70 | 10 | 3.60 | 9 | 3.80 | 7 | 5.90 | 10 | 8.20 | 8 | 50.30 | 13 |
| 1963 | 1.80 | 8 | 2.00 | 7 | 2.00 | 7 | 2.20 | 8 | 2.60 | 8 | 2.80 | 8 | 3.80 | 8 | 4.30 | 7 | 4.70 | 6 | 27.70 | 5 |
| 1964 | 0.20 | 1 | 0.20 | 1 | 0.30 | 2 | 0.40 | 2 | 0.50 | 1 | 1.20 | 3 | 1.40 | 2 | 1.40 | 1 | 1.90 | 1 | 25.80 | 2 |
| 1965 | 0.50 | 3 | 0.60 | 3 | 0.60 | 3 | 0.90 | 4 | 0.90 | 3 | 1.10 | 2 | 1.40 | 3 | 1.60 | 3 | 4.10 | 5 | 36.80 | 9 |
| 1966 | 0.60 | 4 | 0.60 | 4 | 0.60 | 4 | 0.70 | 3 | 1.00 | 4 | 1.50 | 4 | 2.10 | 4 | 2.40 | 4 | 3.00 | 2 | 17.70 | 1 |
| 1967 | 0.20 | 2 | 0.20 | 2 | 0.20 | 1 | 0.30 | 1 | 0.50 | 2 | 0.70 | 1 | 0.90 | 1 | 1.50 | 2 | 3.60 | 4 | 26.50 | 3 |
| 1968 | 0.80 | 5 | 0.90 | 5 | 1.00 | 5 | 1.00 | 5 | 1.20 | 5 | 1.60 | 5 | 2.30 | 5 | 2.90 | 6 | 4.80 | 7 | 38.40 | 11 |
| 1969 | 2.10 | 10 | 2.20 | 9 | 2.20 | 9 | 2.30 | 9 | 2.60 | 9 | 4.00 | 10 | 4.90 | 11 | 7.90 | 12 | 11.70 | 11 | 46.00 | 12 |
| 1970 | 1.80 | 6 | 4.50 | 14 | 6.10 | 14 | 8.40 | 14 | 10.80 | 14 | 13.70 | 14 | 20.10 | 14 | 20.50 | 14 | 23.10 | 14 | 38.30 | 10 |
| 1971 | 3.50 | 14 | 3.90 | 13 | 4.60 | 13 | 4.80 | 13 | 5.10 | 13 | 5.80 | 13 | 6.40 | 12 | 7.40 | 11 | 9.00 | 10 | 32.60 | 8 |
| 1972 | 3.10 | 12 | 3.20 | 11 | 3.40 | 11 | 3.40 | 11 | 3.90 | 11 | 4.30 | 11 | 4.70 | 10 | 4.80 | 8 | 13.30 | 12 | 32.40 | 6 |
| 1973 | 3.20 | 13 | 3.30 | 12 | 3.50 | 12 | 3.90 | 12 | 4.30 | 12 | 5.30 | 12 | 7.80 | 13 | 9.50 | 13 | 14.50 | 13 | 52.50 | 14 |

### HIGHEST MEAN DISCHARGE, IN CFS, AND RANKING, FOR THE FOLLOWING NUMBER OF CONSECUTIVE DAYS IN YEAR ENDING SEPTEMBER 30

| YEAR | 1 | | 3 | | 7 | | 15 | | 30 | | 60 | | 90 | | 120 | | 183 | | ANNUAL | |
|---|---|---|---|---|---|---|---|---|---|---|---|---|---|---|---|---|---|---|---|---|
| 1959 | 906.0 | 4 | 616.0 | 5 | 376.0 | 6 | 218.0 | 6 | 188.0 | 5 | 131.0 | 5 | 102.0 | 4 | 90.6 | 5 | 72.2 | 4 | 41.6 | 5 |
| 1960 | 380.0 | 14 | 282.0 | 14 | 246.0 | 11 | 145.0 | 13 | 117.0 | 11 | 77.5 | 13 | 66.4 | 13 | 60.5 | 13 | 47.0 | 14 | 31.6 | 11 |
| 1961 | 825.0 | 5 | 660.0 | 4 | 553.0 | 2 | 320.0 | 2 | 240.0 | 2 | 178.0 | 1 | 148.0 | 1 | 128.0 | 1 | 88.2 | 1 | 45.8 | 2 |
| 1962 | 580.0 | 8 | 390.0 | 9 | 206.0 | 14 | 143.0 | 14 | 104.0 | 12 | 84.5 | 11 | 75.8 | 9 | 63.4 | 11 | 47.7 | 13 | 27.3 | 13 |
| 1963 | 1400.0 | 2 | 891.0 | 2 | 488.0 | 3 | 309.0 | 4 | 242.0 | 1 | 163.0 | 3 | 121.0 | 3 | 93.4 | 4 | 63.4 | 9 | 33.9 | 10 |
| 1964 | 1600.0 | 1 | 1060.0 | 1 | 605.0 | 1 | 337.0 | 1 | 207.0 | 4 | 178.0 | 2 | 126.0 | 2 | 97.6 | 2 | 69.2 | 6 | 35.6 | 8 |
| 1965 | 612.0 | 7 | 413.0 | 8 | 301.0 | 9 | 188.0 | 9 | 126.0 | 10 | 97.9 | 8 | 88.8 | 7 | 73.0 | 8 | 51.1 | 12 | 27.1 | 14 |
| 1966 | 196.0 | 15 | 135.0 | 15 | 84.4 | 15 | 49.1 | 15 | 32.6 | 15 | 21.9 | 15 | 22.0 | 15 | 20.1 | 15 | 15.5 | 15 | 8.6 | 15 |
| 1967 | 570.0 | 9 | 496.0 | 7 | 304.0 | 7 | 167.0 | 11 | 94.7 | 13 | 79.0 | 12 | 74.1 | 11 | 69.8 | 9 | 64.8 | 8 | 35.2 | 9 |
| 1968 | 768.0 | 6 | 518.0 | 6 | 403.0 | 5 | 235.0 | 5 | 135.0 | 9 | 115.0 | 6 | 90.0 | 6 | 79.7 | 6 | 76.3 | 3 | 43.6 | 4 |
| 1969 | 973.0 | 3 | 771.0 | 3 | 467.0 | 4 | 316.0 | 3 | 223.0 | 3 | 139.0 | 4 | 101.0 | 5 | 94.0 | 3 | 71.5 | 5 | 44.1 | 3 |
| 1970 | 460.0 | 13 | 349.0 | 13 | 238.0 | 12 | 151.0 | 12 | 94.6 | 14 | 63.0 | 14 | 64.2 | 14 | 58.5 | 14 | 55.3 | 10 | 36.3 | 7 |
| 1971 | 501.0 | 11 | 385.0 | 10 | 301.0 | 8 | 209.0 | 7 | 142.0 | 6 | 93.1 | 9 | 67.0 | 12 | 61.7 | 12 | 51.6 | 11 | 29.9 | 12 |
| 1972 | 516.0 | 10 | 382.0 | 11 | 257.0 | 10 | 176.0 | 10 | 141.0 | 7 | 93.1 | 10 | 75.3 | 10 | 69.5 | 10 | 68.1 | 7 | 38.7 | 6 |
| 1973 | 462.0 | 12 | 357.0 | 12 | 216.0 | 13 | 194.0 | 8 | 137.0 | 8 | 100.0 | 7 | 84.3 | 8 | 77.4 | 7 | 82.5 | 2 | 53.1 | 1 |

STATISTICS ON NORMAL MONTHLY MEANS(ALL DAYS)

| OCT | NOV | DEC | JAN | FEB | MARCH | APRIL | MAY | JUNE | JULY | AUG | SEPT |
|---|---|---|---|---|---|---|---|---|---|---|---|
| BY ROWS(MEAN,VARIANCE,STANDARD DEVIATION, SKEWNESS, COEFF. OF VARIATION,PERCENTAGE OF AVERAGE FLOW) | | | | | | | | | | | |
| 0.6816E+01 | 0.2307E+02 | 0.3731E+02 | 0.4859E+02 | 0.5920E+02 | 0.7943E+02 | 0.8098E+02 | 0.4037E+02 | 0.2463E+02 | 0.1336E+02 | 0.9735E+01 | 0.4255E+01 |
| 0.7567E+02 | 0.1275E+04 | 0.1634E+04 | 0.1826E+04 | 0.1947E+04 | 0.3470E+04 | 0.3258E+04 | 0.6490E+03 | 0.3717E+03 | 0.1317E+03 | 0.1643E+03 | 0.1115E+02 |
| 0.8926E+01 | 0.3577E+02 | 0.4043E+02 | 0.4274E+02 | 0.4412E+02 | 0.5891E+02 | 0.5708E+02 | 0.2547E+02 | 0.1928E+02 | 0.1148E+02 | 0.1282E+02 | 0.3339E+01 |
| 0.3236E+01 | 0.2368E+01 | 0.1027E+01 | 0.1115E+01 | 0.6259E+00 | 0.1252E+01 | 0.8083E+00 | 0.1289E+01 | 0.1328E+01 | 0.2080E+01 | 0.2414E+01 | 0.1132E+01 |
| 0.1311E+01 | 0.1551E+01 | 0.1084E+01 | 0.8796E+00 | 0.7453E+00 | 0.7416E+00 | 0.7049E+00 | 0.6311E+00 | 0.7826E+00 | 0.8588E+00 | 0.1317E+01 | 0.7848E+00 |
| 0.1592E+01 | 0.5393E+01 | 0.8722E+01 | 0.1136E+02 | 0.1384E+02 | 0.1857E+02 | 0.1893E+02 | 0.9437E+01 | 0.5759E+01 | 0.3124E+01 | 0.2276E+01 | 0.9948E+00 |

STATISTICS ON NORMAL ANNUAL MEANS(ALL DAYS)

| MEAN | VARIANCE | STANDARD DEVIATION | SKEWNESS | COEFF. OF VARIATION | SERIAL CORR |
|---|---|---|---|---|---|
| 0.3549E+02 | 0.1085E+03 | 0.1041E+02 | -0.9396E+00 | 0.2935E+00 | 0.1495E+00 |

STATISTICS ON LOG MONTHLY MEANS(ALL DAYS)

| OCT | NOV | DEC | JAN | FEB | MARCH | APRIL | MAY | JUNE | JULY | AUG | SEPT |
|---|---|---|---|---|---|---|---|---|---|---|---|
| BY ROWS(MEAN,VARIANCE,STANDARD DEVIATION, SKEWNESS, COEFF. OF VARIATION,PERCENTAGE OF AVERAGE FLOW) | | | | | | | | | | | |
| 0.6407E+00 | 0.9816E+00 | 0.1226E+01 | 0.1454E+01 | 0.1597E+01 | 0.1790E+01 | 0.1784E+01 | 0.1538E+01 | 0.1270E+01 | 0.1001E+01 | 0.7498E+00 | 0.4832E+00 |
| 0.1533E+00 | 0.3404E+00 | 0.4252E+00 | 0.2954E+00 | 0.2289E+00 | 0.1081E+00 | 0.1359E+00 | 0.5873E-01 | 0.1210E+00 | 0.1207E+00 | 0.1970E+00 | 0.1584E+00 |
| 0.3915E+00 | 0.5835E+00 | 0.6521E+00 | 0.5435E+00 | 0.4785E+00 | 0.3288E+00 | 0.3686E+00 | 0.2423E+00 | 0.3479E+00 | 0.3475E+00 | 0.4438E+00 | 0.3980E+00 |
| 0.6384E+00 | 0.5078E+00 | -0.2399E+00 | -0.6630E+00 | -0.1023E+01 | -0.1182E+00 | -0.5103E+00 | 0.6802E+00 | -0.2158E+00 | -0.2539E+00 | 0.6175E+00 | -0.4340E+00 |
| 0.6110E+00 | 0.5944E+00 | 0.5344E+00 | 0.3739E+00 | 0.2996E+00 | 0.1837E+00 | 0.2066E+00 | 0.1576E+00 | 0.2740E+00 | 0.3470E+00 | 0.5919E+00 | 0.8237E+00 |
| 0.4416E+01 | 0.6765E+01 | 0.8409E+01 | 0.1002E+02 | 0.1101E+02 | 0.1234E+02 | 0.1230E+02 | 0.1060E+02 | 0.8753E+01 | 0.6901E+01 | 0.5168E+01 | 0.3330E+01 |

STATISTICS ON LOG ANNUAL MEANS(ALL DAYS)

| MEAN | VARIANCE | STANDARD DEVIATION | SKEWNESS | COEFF. OF VARIATION | SERIAL CORR |
|---|---|---|---|---|---|
| 0.1523E+01 | 0.3371E-01 | 0.1836E+00 | -0.2553E+01 | 0.1206E+00 | 0.1059E+00 |

**ANNUAL PEAKS**

| | |
|---|---|
| 1958 | 1800 |
| 1959 | 1130 |
| 1960 | 425 |
| 1961 | 1090 |
| 1962 | 670 |
| 1963 | 1600 |
| 1964 | 2010 |
| 1965 | 854 |
| 1966 | 242 |
| 1967 | 604 |
| 1968 | 882 |
| 1969 | 1040 |
| 1970 | 522 |
| 1971 | 762 |
| 1972 | 568 |
| 1973 | 510 |

## 03352500 Fall Creek at Millersville, Ind.

LOCATION.--Lat 39°51'07", long 86°05'15", in NE¼NE¼ sec.9, T.16 N., R.4 E., Marion County, on right bank at downstream side of Emerson Way bridge at Millersville, 8.6 miles (13.8 km) upstream from mouth.

DRAINAGE AREA.--298 mi² (772 km²).

REMARKS.--Flow regulated by Geist Reservoir (See sta 03351700).

### DURATION TABLE OF DAILY DISCHARGE FOR YEAR ENDING SEPTEMBER 30

| CLASS | 0 | 1 | 2 | 3 | 4 | 5 | 6 | 7 | 8 | 9 | 10 | 11 | 12 | 13 | 14 | 15 | 16 | 17 | 18 | 19 | 20 | 21 | 22 | 23 | 24 | 25 | 26 | 27 | 28 | 29 | 30 | 31 | 32 | 33 | 34 | CFS-DAYS |
|---|---|---|---|---|---|---|---|---|---|---|---|---|---|---|---|---|---|---|---|---|---|---|---|---|---|---|---|---|---|---|---|---|---|---|---|---|
| YEAR | NUMBER OF DAYS IN CLASS | | | | | | | | | | | | | | | | | | | | | | | | | | | | | | | | | | | |
| 1930 | | | | | | | | 3 | 38 | 23 | 30 | 24 | 21 | 23 | 17 | 10 | 27 | 25 | 17 | 28 | 17 | 16 | 6 | 7 | 5 | 7 | 3 | 3 | 3 | 4 | 3 | 1 | 3 | 1 | | 134386.0 |
| 1931 | | | | | | | 6 | 32 | 62 | 98 | 44 | 29 | 14 | 21 | 22 | 10 | 10 | 9 | 5 | 2 | | 1 | | | | | | | | | | | | | | 25670.0 |
| 1932 | | | | | | | 8 | 16 | 31 | 11 | 24 | 19 | 24 | 19 | 27 | 32 | 20 | 30 | 22 | 19 | 12 | 11 | 9 | 8 | 6 | 7 | 4 | 1 | 3 | 1 | 2 | | | | | 97657.0 |
| 1933 | | | | | | | | | 1 | 16 | 29 | 26 | 19 | 12 | 19 | 11 | 8 | 32 | 34 | 22 | 24 | 22 | 24 | 16 | 11 | 11 | 10 | 5 | 5 | 2 | 1 | 2 | 2 | | 1 | 172244.0 |
| 1934 | | | | | 3 | 25 | 24 | 21 | 26 | 31 | 93 | 32 | 30 | 29 | 21 | 8 | 4 | 4 | 2 | 4 | 1 | 2 | 3 | | 2 | | | | | | | | | | | 28613.0 |
| 1935 | | | | | | | 25 | 18 | 43 | 53 | 43 | 11 | 21 | 25 | 30 | 21 | 11 | 17 | 11 | 6 | 8 | 5 | 2 | 4 | 2 | 3 | 1 | | 2 | 3 | | | | | | 57452.0 |
| 1936 | | | | | 7 | 36 | 28 | 9 | 11 | 46 | 7 | 14 | 29 | 35 | 28 | 16 | 17 | 30 | 16 | 5 | 9 | 6 | 3 | 4 | 4 | 2 | 1 | 1 | 2 | | | | | | | 58045.0 |
| 1937 | | | | | | | | 3 | 15 | 5 | 19 | 42 | 32 | 22 | 26 | 19 | 26 | 36 | 26 | 19 | 16 | 10 | 5 | 8 | 5 | 7 | 7 | 7 | 3 | 3 | 1 | 1 | 1 | | 1 | 133281.0 |
| 1938 | | | | | | | | | | 23 | 18 | 22 | 24 | 27 | 31 | 29 | 15 | 25 | 19 | 21 | 16 | 15 | 14 | 15 | 8 | 10 | 10 | 6 | 5 | 3 | 5 | 1 | 3 | | | 166535.0 |
| 1939 | | | | | | | | 10 | 10 | 14 | 32 | 39 | 34 | 14 | 18 | 29 | 27 | 15 | 30 | 22 | 12 | 13 | 4 | 11 | 8 | 6 | 4 | 4 | 2 | 2 | 3 | 1 | 1 | | | 94852.0 |
| 1940 | | | | | 29 | 23 | 10 | 29 | 45 | 72 | 17 | 18 | 10 | 15 | 23 | 12 | 11 | 16 | 11 | 10 | 6 | 2 | 1 | 1 | | | 1 | 2 | 2 | | | | | | | 41580.0 |
| 1941 | | 5 | 15 | 9 | 25 | 26 | 23 | 27 | 55 | 66 | 55 | 31 | 12 | 4 | 3 | 2 | 2 | 2 | 1 | 2 | | | | | | | | | | | | | | | | 16043.7 |

| CLASS | CFS | TOTAL | ACCUM | PERCT | CLASS | CFS | TOTAL | ACCUM | PERCT | CLASS | CFS | TOTAL | ACCUM | PERCT | CLASS | CFS | TOTAL | ACCUM | PERCT |
|---|---|---|---|---|---|---|---|---|---|---|---|---|---|---|---|---|---|---|---|
| 0 | 0.00 | 0 | 4383 | 100.0 | 9 | 40.00 | 476 | 3537 | 80.7 | 18 | 250.0 | 186 | 946 | 21.6 | 27 | 1600 | 27 | 104 | 2.3 |
| 1 | 7.70 | 5 | 4383 | 100.0 | 10 | 49.00 | 418 | 3061 | 69.8 | 19 | 310.0 | 150 | 760 | 17.3 | 28 | 1900 | 27 | 77 | 1.7 |
| 2 | 9.60 | 15 | 4378 | 99.9 | 11 | 60.00 | 302 | 2643 | 60.3 | 20 | 380.0 | 122 | 610 | 13.9 | 29 | 2300 | 19 | 50 | 1.1 |
| 3 | 12.00 | 9 | 4363 | 99.5 | 12 | 73.00 | 250 | 2341 | 53.4 | 21 | 460.0 | 94 | 488 | 11.1 | 30 | 2900 | 13 | 31 | .7 |
| 4 | 14.00 | 64 | 4354 | 99.3 | 13 | 90.00 | 250 | 2091 | 47.7 | 22 | 560.0 | 78 | 394 | 9.0 | 31 | 3500 | 6 | 18 | .4 |
| 5 | 18.00 | 110 | 4290 | 97.9 | 14 | 110.00 | 276 | 1841 | 42.0 | 23 | 690.0 | 71 | 316 | 7.2 | 32 | 4300 | 9 | 12 | .2 |
| 6 | 22.00 | 134 | 4180 | 95.4 | 15 | 140.00 | 197 | 1565 | 35.7 | 24 | 850.0 | 49 | 245 | 5.6 | 33 | 5300 | 1 | 3 | |
| 7 | 27.00 | 168 | 4046 | 92.3 | 16 | 170.00 | 166 | 1368 | 31.2 | 25 | 1000.0 | 51 | 196 | 4.5 | 34 | 6500 | 2 | 2 | |
| 8 | 32.00 | 341 | 3878 | 88.5 | 17 | 200.00 | 256 | 1202 | 27.4 | 26 | 1300.0 | 41 | 145 | 3.3 | | | | | |

### LOWEST MEAN DISCHARGE, IN CFS, AND RANKING, FOR THE FOLLOWING NUMBER OF CONSECUTIVE DAYS IN YEAR ENDING MARCH 31

| YEAR | 1 | | 3 | | 7 | | 14 | | 30 | | 60 | | 90 | | 120 | | 183 | | ANNUAL | |
|---|---|---|---|---|---|---|---|---|---|---|---|---|---|---|---|---|---|---|---|---|
| 1931 | 30.00 | 7 | 30.70 | 7 | 31.70 | 7 | 33.40 | 7 | 35.30 | 7 | 39.00 | 6 | 39.20 | 5 | 39.60 | 5 | 44.40 | 3 | 98.70 | 3 |
| 1932 | 25.00 | 6 | 26.00 | 6 | 27.00 | 6 | 27.90 | 6 | 31.60 | 5 | 33.10 | 5 | 39.50 | 6 | 46.40 | 6 | 67.50 | 7 | 253.00 | 7 |
| 1933 | 24.00 | 5 | 24.30 | 5 | 25.10 | 5 | 26.90 | 5 | 31.60 | 6 | 44.60 | 8 | 59.10 | 9 | 72.00 | 9 | 99.30 | 10 | 319.00 | 9 |
| 1934 | 35.00 | 8 | 38.30 | 9 | 41.60 | 10 | 43.60 | 10 | 48.40 | 10 | 50.10 | 10 | 58.10 | 8 | 62.30 | 8 | 64.60 | 6 | 249.00 | 6 |
| 1935 | 17.00 | 3 | 17.00 | 3 | 17.90 | 3 | 18.90 | 3 | 21.20 | 3 | 24.00 | 3 | 28.40 | 3 | 28.30 | 3 | 31.30 | 2 | 65.60 | 1 |
| 1936 | 35.00 | 9 | 35.30 | 8 | 36.10 | 8 | 39.40 | 8 | 40.80 | 8 | 43.20 | 7 | 67.50 | 10 | 78.20 | 10 | 98.50 | 9 | 228.00 | 5 |
| 1937 | 15.00 | 2 | 15.70 | 2 | 16.90 | 2 | 17.30 | 2 | 19.30 | 2 | 20.30 | 2 | 22.90 | 2 | 26.80 | 2 | 62.90 | 5 | 313.00 | 8 |
| 1938 | 59.00 | 11 | 60.30 | 11 | 62.70 | 11 | 63.60 | 11 | 66.10 | 11 | 109.00 | 11 | 112.00 | 11 | 123.00 | 11 | 130.00 | 11 | 340.00 | 10 |
| 1939 | 39.00 | 10 | 39.30 | 10 | 40.90 | 9 | 41.70 | 9 | 43.00 | 9 | 46.80 | 9 | 50.60 | 7 | 62.20 | 7 | 86.70 | 8 | 378.00 | 11 |
| 1940 | 24.00 | 4 | 24.00 | 4 | 25.00 | 4 | 26.20 | 4 | 28.50 | 4 | 31.40 | 4 | 35.00 | 4 | 37.00 | 4 | 48.80 | 4 | 149.00 | 4 |
| 1941 | 14.00 | 1 | 14.30 | 1 | 14.90 | 1 | 15.50 | 1 | 16.90 | 1 | 17.90 | 1 | 19.60 | 1 | 22.80 | 1 | 29.90 | 1 | 94.30 | 2 |

### HIGHEST MEAN DISCHARGE, IN CFS, AND RANKING, FOR THE FOLLOWING NUMBER OF CONSECUTIVE DAYS IN YEAR ENDING SEPTEMBER 30

| YEAR | 1 | | 3 | | 7 | | 15 | | 30 | | 60 | | 90 | | 120 | | 183 | | ANNUAL | |
|---|---|---|---|---|---|---|---|---|---|---|---|---|---|---|---|---|---|---|---|---|
| 1930 | 5480.0 | 3 | 4810.0 | 3 | 4220.0 | 1 | 2930.0 | 1 | 1890.0 | 1 | 1230.0 | 4 | 1050.0 | 1 | 858.0 | 3 | 661.0 | 3 | 368.0 | 3 |
| 1931 | 505.0 | 11 | 391.0 | 11 | 295.0 | 11 | 261.0 | 11 | 204.0 | 11 | 169.0 | 11 | 137.0 | 11 | 120.0 | 11 | 98.4 | 11 | 70.3 | 11 |
| 1932 | 3170.0 | 6 | 2960.0 | 5 | 2150.0 | 5 | 1610.0 | 5 | 1110.0 | 5 | 837.0 | 5 | 684.0 | 6 | 569.0 | 6 | 440.0 | 6 | 267.0 | 5 |
| 1933 | 6510.0 | 2 | 5070.0 | 2 | 3150.0 | 3 | 2000.0 | 4 | 1310.0 | 4 | 1240.0 | 2 | 1030.0 | 2 | 865.0 | 2 | 800.0 | 1 | 472.0 | 1 |
| 1934 | 900.0 | 10 | 727.0 | 10 | 536.0 | 10 | 335.0 | 10 | 305.0 | 10 | 217.0 | 10 | 167.0 | 10 | 142.0 | 10 | 116.0 | 10 | 78.4 | 10 |
| 1935 | 2720.0 | 7 | 2490.0 | 7 | 1380.0 | 8 | 931.0 | 7 | 591.0 | 7 | 385.0 | 8 | 413.0 | 8 | 345.0 | 7 | 269.0 | 8 | 157.0 | 8 |
| 1936 | 2180.0 | 8 | 2020.0 | 8 | 1340.0 | 9 | 871.0 | 9 | 578.0 | 8 | 482.0 | 7 | 423.0 | 7 | 344.0 | 8 | 270.0 | 7 | 159.0 | 7 |
| 1937 | 9480.0 | 1 | 6200.0 | 1 | 3630.0 | 2 | 2740.0 | 2 | 1830.0 | 2 | 1230.0 | 3 | 930.0 | 4 | 815.0 | 4 | 598.0 | 4 | 365.0 | 4 |
| 1938 | 4930.0 | 4 | 3860.0 | 4 | 2690.0 | 4 | 2280.0 | 3 | 1820.0 | 3 | 1300.0 | 1 | 969.0 | 3 | 880.0 | 1 | 726.0 | 2 | 456.0 | 2 |
| 1939 | 3650.0 | 5 | 2910.0 | 6 | 1940.0 | 6 | 1260.0 | 6 | 792.0 | 6 | 730.0 | 6 | 719.0 | 5 | 599.0 | 5 | 443.0 | 5 | 260.0 | 6 |
| 1940 | 2120.0 | 9 | 1860.0 | 9 | 1480.0 | 7 | 875.0 | 8 | 569.0 | 9 | 356.0 | 9 | 298.0 | 9 | 257.0 | 9 | 196.0 | 9 | 114.0 | 9 |
| 1941 | 371.0 | 12 | 329.0 | 12 | 249.0 | 12 | 169.0 | 12 | 115.0 | 12 | 75.5 | 12 | 69.6 | 12 | 64.2 | 12 | 60.0 | 12 | 44.0 | 12 |

### STATISTICS ON NORMAL MONTHLY MEANS(ALL DAYS)

| OCT | NOV | DEC | JAN | FEB | MARCH | APRIL | MAY | JUNE | JULY | AUG | SEPT |
|---|---|---|---|---|---|---|---|---|---|---|---|
| BY ROWS(MEAN,VARIANCE,STANDARD DEVIATION, SKEWNESS, COEFF. OF VARIATION,PERCENTAGE OF AVERAGE FLOW) | | | | | | | | | | | |
| 0.7159E+02 | 0.1311E+03 | 0.2706E+03 | 0.5631E+03 | 0.3676E+03 | 0.4154E+03 | 0.4728E+03 | 0.3211E+03 | 0.1540E+03 | 0.1379E+03 | 0.6084E+02 | 0.5543E+02 |
| 0.2402E+04 | 0.1317E+05 | 0.7438E+05 | 0.4298E+06 | 0.6026E+05 | 0.1230E+06 | 0.1114E+06 | 0.1243E+06 | 0.1737E+05 | 0.2428E+05 | 0.2180E+04 | 0.1388E+04 |
| 0.4901E+02 | 0.1009E+03 | 0.2727E+03 | 0.6556E+03 | 0.2455E+03 | 0.3507E+03 | 0.3337E+03 | 0.3526E+03 | 0.1318E+03 | 0.1558E+03 | 0.4670E+02 | 0.3726E+02 |
| 0.1049E+01 | 0.9699E+00 | 0.6562E+00 | 0.1153E+01 | -0.2873E+00 | 0.1317E+01 | 0.1067E+01 | 0.2354E+01 | 0.2556E+01 | 0.1732E+01 | 0.1211E+01 | 0.1011E+01 |
| 0.6847E+00 | 0.7694E+00 | 0.1008E+01 | 0.1164E+01 | 0.6678E+00 | 0.8442E+00 | 0.7058E+00 | 0.1098E+01 | 0.8556E+00 | 0.1130E+01 | 0.7676E+00 | 0.6721E+00 |
| 0.2369E+01 | 0.4339E+01 | 0.8555E+01 | 0.1864E+02 | 0.1217E+02 | 0.1375E+02 | 0.1565E+02 | 0.1063E+02 | 0.5098E+01 | 0.4564E+01 | 0.2013E+01 | 0.1835E+01 |

STATISTICS ON NORMAL ANNUAL MEANS(ALL DAYS)

| MEAN | VARIANCE | STANDARD DEVIATION | SKEWNESS | COEFF. OF VARIATION | SERIAL CORR |
|---|---|---|---|---|---|
| 0.2515E+03 | 0.2166E+05 | 0.1472E+03 | 0.2668E+00 | 0.5852E+00 | -0.9453E-01 |

STATISTICS ON LOG MONTHLY MEANS(ALL DAYS)

| OCT | NOV | DEC | JAN | FEB | MARCH | APRIL | MAY | JUNE | JULY | AUG | SEPT |
|---|---|---|---|---|---|---|---|---|---|---|---|
| BY ROWS(MEAN,VARIANCE,STANDARD DEVIATION, SKEWNESS, COEFF. OF VARIATION,PERCENTAGE OF AVERAGE FLOW) | | | | | | | | | | | |
| 0.1773E+01 | 0.1994E+01 | 0.2189E+01 | 0.2425E+01 | 0.2402E+01 | 0.2494E+01 | 0.2572E+01 | 0.2339E+01 | 0.2089E+01 | 0.1945E+01 | 0.1676E+01 | 0.1659E+01 |
| 0.7266E-01 | 0.1245E+00 | 0.2451E+00 | 0.3430E+00 | 0.2136E+00 | 0.1116E+00 | 0.1030E+00 | 0.1419E+00 | 0.8435E-01 | 0.1626E+00 | 0.1003E+00 | 0.7959E-01 |
| 0.2695E+00 | 0.3528E+00 | 0.4951E+00 | 0.5856E+00 | 0.4622E+00 | 0.3341E+00 | 0.3209E+00 | 0.3766E+00 | 0.2904E+00 | 0.4033E+00 | 0.3167E+00 | 0.2821E+00 |
| 0.7157E+00 | 0.5734E-01 | 0.3450E+00 | 0.2520E+00 | -0.8001E+00 | 0.5976E+00 | -0.4948E-01 | 0.7234E+00 | 0.6387E+00 | 0.9030E+00 | 0.4138E+00 | 0.2943E+00 |
| 0.1520E+00 | 0.1770E+00 | 0.2262E+00 | 0.2415E+00 | 0.1924E+00 | 0.1339E+00 | 0.1248E+00 | 0.1610E+00 | 0.1390E+00 | 0.2074E+00 | 0.1889E+00 | 0.1700E+00 |
| 0.6937E+01 | 0.7800E+01 | 0.8565E+01 | 0.9487E+01 | 0.9397E+01 | 0.9760E+01 | 0.1007E+02 | 0.9153E+01 | 0.8173E+01 | 0.7610E+01 | 0.6559E+01 | 0.6492E+01 |

STATISTICS ON LOG ANNUAL MEANS(ALL DAYS)

| MEAN | VARIANCE | STANDARD DEVIATION | SKEWNESS | COEFF. OF VARIATION | SERIAL CORR |
|---|---|---|---|---|---|
| 0.2318E+01 | 0.8841E-01 | 0.2973E+00 | -0.3944E+00 | 0.1283E+00 | -0.1794E+00 |

ANNUAL PEAKS

| | | | |
|---|---|---|---|
| 1913 | 22000 | 1951 | 5150 |
| 1926 | 5600 | 1952 | 3020 |
| 1930 | 6170 | 1953 | 5130 |
| 1931 | 520 | 1954 | 2550 |
| 1932 | 3170 | 1955 | 1300 |
| 1933 | 6900 | 1956 | 12900 |
| 1934 | 1000 | 1957 | 4590 |
| 1935 | 3820 | 1958 | 7450 |
| 1936 | 2180 | 1959 | 5770 |
| 1937 | 10300 | 1960 | 2470 |
| 1938 | 5600 | 1961 | 6050 |
| 1939 | 4180 | 1962 | 3500 |
| 1940 | 2290 | 1963 | 9020 |
| 1941 | 394 | 1964 | 10100 |
| 1942 | 3250 | 1965 | 3140 |
| 1943 | 11100 | 1966 | 768 |
| 1944 | 7900 | 1967 | 3370 |
| 1945 | 3700 | 1968 | 4390 |
| 1946 | 2660 | 1969 | 5230 |
| 1947 | 2240 | 1970 | 2550 |
| 1948 | 6770 | 1971 | 3510 |
| 1949 | 3850 | 1972 | 3250 |
| 1950 | 7400 | 1973 | 3190 |

ANALYSIS AFTER REGULATION

DURATION TABLE OF DAILY DISCHARGE FOR YEAR ENDING SEPTEMBER 30

| CLASS | 0 | 1 | 2 | 3 | 4 | 5 | 6 | 7 | 8 | 9 | 10 | 11 | 12 | 13 | 14 | 15 | 16 | 17 | 18 | 19 | 20 | 21 | 22 | 23 | 24 | 25 | 26 | 27 | 28 | 29 | 30 | 31 | 32 | 33 | 34 | CFS_DAYS |
|---|---|---|---|---|---|---|---|---|---|---|---|---|---|---|---|---|---|---|---|---|---|---|---|---|---|---|---|---|---|---|---|---|---|---|---|---|
| YEAR | | | | | | | | | | | | | | | | NUMBER OF DAYS IN CLASS | | | | | | | | | | | | | | | | | | | | |
| 1944 | | | | | | | 2 | 68 | 101 | 73 | 11 | 10 | 13 | 14 | 24 | 12 | 10 | 8 | 4 | 9 | 3 | 1 | | 1 | | 2 | | | | | | | | | | 76470.0 |
| 1945 | | | 1 | 1 | 25 | 53 | 61 | 30 | 32 | 24 | 24 | 27 | 19 | 19 | 13 | 5 | 8 | 12 | 6 | | 4 | 1 | | | | | | | | | | | | | | 86706.0 |
| 1946 | | | | | | | | | 53 | 48 | 24 | 50 | 40 | 38 | 22 | 25 | 25 | 15 | 10 | 7 | 8 | | | | | | | | | | | | | | | 123256.0 |
| 1947 | | | | | | | 2 | 74 | 40 | 41 | 42 | 22 | 26 | 22 | 25 | 30 | 13 | 12 | 7 | 6 | 3 | | | | | | | | | | | | | | | 93380.0 |
| 1948 | | | | | | | 2 | 46 | 72 | 71 | 23 | 31 | 22 | 18 | 10 | 20 | 13 | 13 | 6 | 6 | 2 | 3 | 6 | 2 | | | | | | | | | | | | 122835.0 |
| 1949 | | | | | | | | 36 | 79 | 34 | 23 | 27 | 37 | 34 | 22 | 18 | 16 | 13 | 10 | 5 | 6 | 4 | 1 | | | | | | | | | | | | | 118678.0 |
| 1950 | | | | | | | | | 98 | 32 | 14 | 20 | 30 | 29 | 28 | 21 | 29 | 13 | 14 | 10 | 5 | 7 | 6 | 4 | 3 | | | | | | | | | | | 196594.0 |
| 1951 | | | | | | | | 21 | 67 | 30 | 16 | 32 | 37 | 41 | 26 | 23 | 23 | 18 | 12 | 13 | 3 | 1 | 1 | 1 | | | | | | | | | | | | 135467.0 |
| 1952 | | | | | | | | 42 | 64 | 43 | 10 | 30 | 34 | 33 | 28 | 23 | 22 | 14 | 9 | 8 | 3 | 3 | | | | | | | | | | | | | | 114636.0 |
| 1953 | | | | | | | 6 | 30 | 51 | 43 | 19 | 43 | 74 | 23 | 16 | 12 | 10 | 6 | 3 | 5 | 2 | 1 | | 1 | | | | | | | | | | | | 87770.0 |
| 1954 | | | | | | | 59 | 147 | 47 | 17 | 19 | 32 | 11 | 7 | 9 | 4 | 6 | 1 | 2 | 3 | 1 | | | | | | | | | | | | | | | 43860.0 |
| 1955 | | | | | | | 62 | 62 | 50 | 41 | 28 | 28 | 23 | 26 | 18 | 10 | 10 | 3 | 4 | | | | | | | | | | | | | | | | | 56886.0 |
| 1956 | | | | | | | | 32 | 49 | 37 | 35 | 39 | 38 | 38 | 33 | 19 | 17 | 7 | 9 | 1 | 6 | 3 | 1 | | 1 | 1 | | | | | | | | | | 125668.0 |
| 1957 | | | | | | | 2 | 103 | 32 | 15 | 17 | 42 | 38 | 15 | 19 | 19 | 22 | 12 | 4 | 6 | 14 | 1 | 3 | 1 | | | | | | | | | | | | 128628.0 |
| 1958 | | | | | | | | 5 | 17 | 24 | 34 | 77 | 47 | 41 | 26 | 22 | 17 | 14 | 14 | 8 | 4 | 6 | 4 | 3 | 2 | | | | | | | | | | | 175777.0 |
| 1959 | | | | | | | | 8 | 57 | 62 | 30 | 33 | 26 | 37 | 33 | 33 | 20 | 12 | 5 | 3 | | 2 | 2 | 2 | | | | | | | | | | | | 117471.0 |
| 1960 | | | | | | | | 1 | 54 | 35 | 38 | 86 | 44 | 34 | 25 | 17 | 9 | 10 | 5 | 6 | 1 | 1 | | | | | | | | | | | | | | 94447.0 |
| 1961 | | | | | | | | 27 | 114 | 64 | 22 | 24 | 23 | 13 | 10 | 11 | 11 | 9 | 9 | 8 | 7 | 5 | 3 | | 1 | | | | | | | | | | | 117127.0 |
| 1962 | | | | | | | | | 51 | 112 | 43 | 47 | 35 | 21 | 18 | 10 | 8 | 6 | 6 | 3 | 2 | 2 | 1 | | | | | | | | | | | | | 83603.0 |
| 1963 | | | | | | | 11 | 17 | 156 | 69 | 14 | 21 | 14 | 10 | 7 | 9 | 10 | 7 | 7 | 4 | 4 | 2 | 1 | | 2 | | | | | | | | | | | 90312.0 |
| 1964 | | | | | | | 5 | 32 | 46 | 115 | 46 | 18 | 14 | 22 | 20 | 8 | 8 | 4 | 5 | 9 | 3 | 2 | 2 | 2 | 3 | | 2 | | | | | | | | | 105659.0 |
| 1965 | | | | | | | | 21 | 56 | 85 | 53 | 25 | 27 | 17 | 21 | 16 | 10 | 6 | 7 | 10 | 8 | | 3 | | | | | | | | | | | | | 81845.0 |
| 1966 | | | | | | | | 4 | 31 | 189 | 45 | 27 | 27 | 21 | 8 | 7 | 5 | 1 | | | | | | | | | | | | | | | | | | 36961.0 |
| 1967 | | | | | | | | 7 | 48 | 97 | 21 | 22 | 27 | 38 | 24 | 20 | 15 | 18 | 10 | 14 | 1 | 1 | 2 | | | | | | | | | | | | | 91855.0 |
| 1968 | | | | | | | | 1 | 42 | 54 | 26 | 44 | 50 | 31 | 31 | 25 | 14 | 15 | 11 | 4 | 4 | 6 | 5 | 2 | 1 | | | | | | | | | | | 117326.0 |
| 1969 | | | | | | | | | 3 | 46 | 36 | 30 | 63 | 45 | 39 | 26 | 23 | 16 | 12 | 7 | 11 | 4 | 2 | | 2 | | | | | | | | | | | 128428.0 |
| 1970 | | | | | | | | | | 49 | 47 | 47 | 48 | 35 | 38 | 33 | 23 | 17 | 12 | 6 | 6 | 3 | 1 | | | | | | | | | | | | | 105810.0 |
| 1971 | | | | | | | | 18 | 81 | 90 | 44 | 36 | 19 | 15 | 20 | 17 | 6 | 6 | 2 | 3 | 3 | 2 | 1 | | | | | | | | | | | | | 79989.0 |
| 1972 | | | | | | | | 4 | 51 | 69 | 37 | 36 | 34 | 43 | 23 | 18 | 12 | 14 | 12 | 7 | 3 | 3 | | | | | | | | | | | | | | 112150.0 |
| 1973 | | | | | | | | | 41 | 29 | 24 | 28 | 41 | 35 | 47 | 40 | 29 | 16 | 16 | 11 | 5 | 3 | | | | | | | | | | | | | | 153270.0 |

DURATION TABLE OF DAILY DISCHARGE FOR YEAR ENDING SEPTEMBER 30

| CLASS | CFS | TOTAL | ACCUM | PERCT | CLASS | CFS | TOTAL | ACCUM | PERCT | CLASS | CFS | TOTAL | ACCUM | PERCT | CLASS | CFS | TOTAL | ACCUM | PERCT |
|---|---|---|---|---|---|---|---|---|---|---|---|---|---|---|---|---|---|---|---|
| 0 | 0.00 | 0 | 10958 | 100.0 | 9 | 76.00 | 1323 | 7467 | 68.1 | 18 | 990.0 | 237 | 639 | 5.8 | 27 | 13000 | | | |
| 1 | 7.80 | 0 | 10958 | 100.0 | 10 | 100.00 | 805 | 6144 | 56.1 | 19 | 1300.0 | 165 | 402 | 3.7 | 28 | 17000 | | | |
| 2 | 10.00 | 0 | 10958 | 100.0 | 11 | 130.00 | 1097 | 5339 | 48.7 | 20 | 1800.0 | 99 | 237 | 2.2 | 29 | 23000 | | | |
| 3 | 14.00 | 1 | 10958 | 100.0 | 12 | 180.00 | 943 | 4242 | 38.7 | 21 | 2300.0 | 68 | 138 | 1.3 | 30 | 30000 | | | |
| 4 | 18.00 | 1 | 10957 | 100.0 | 13 | 240.00 | 797 | 3299 | 30.1 | 22 | 3100.0 | 36 | 70 | 0.6 | 31 | 40000 | | | |
| 5 | 24.00 | 32 | 10956 | 100.0 | 14 | 320.00 | 631 | 2502 | 22.8 | 23 | 4100.0 | 20 | 34 | 0.3 | 32 | 54000 | | | |
| 6 | 32.00 | 330 | 10924 | 99.7 | 15 | 420.00 | 522 | 1871 | 17.1 | 24 | 5500.0 | 11 | 14 | 0.1 | 33 | 71000 | | | |
| 7 | 43.00 | 1061 | 10594 | 96.7 | 16 | 560.00 | 420 | 1349 | 12.3 | 25 | 7300.0 | 3 | 3 | 0.0 | 34 | 95000 | | | |
| 8 | 57.00 | 2066 | 9533 | 87.0 | 17 | 750.00 | 290 | 929 | 8.5 | 26 | 9700.0 | 0 | 0 | 0.0 | | | | | |

LOWEST MEAN DISCHARGE, IN CFS, AND RANKING, FOR THE FOLLOWING NUMBER OF CONSECUTIVE DAYS IN YEAR ENDING MARCH 31

| YEAR | 1 | | 3 | | 7 | | 14 | | 30 | | 60 | | 90 | | 120 | | 183 | | ANNUAL | |
|---|---|---|---|---|---|---|---|---|---|---|---|---|---|---|---|---|---|---|---|---|
| 1944 | 30.00 | 3 | 31.00 | 3 | 34.60 | 3 | 36.30 | 3 | 37.60 | 3 | 39.20 | 2 | 41.30 | 3 | 43.20 | 3 | 65.90 | 7 | 253.00 | 15 |
| 1945 | 16.00 | 1 | 20.00 | 1 | 25.90 | 1 | 27.20 | 1 | 30.50 | 1 | 34.10 | 1 | 36.50 | 1 | 38.50 | 1 | 43.40 | 1 | 210.00 | 6 |
| 1946 | 51.00 | 22 | 52.70 | 20 | 54.00 | 20 | 60.50 | 23 | 67.90 | 24 | 122.00 | 30 | 126.00 | 29 | 214.00 | 29 | 208.00 | 26 | 390.00 | 24 |
| 1947 | 43.00 | 12 | 43.30 | 11 | 44.60 | 12 | 46.20 | 12 | 47.40 | 9 | 49.80 | 8 | 55.60 | 9 | 60.20 | 9 | 77.40 | 13 | 216.00 | 8 |
| 1948 | 39.00 | 8 | 40.70 | 9 | 42.40 | 9 | 45.70 | 10 | 49.00 | 12 | 60.60 | 15 | 62.50 | 14 | 68.70 | 16 | 114.00 | 21 | 333.00 | 20 |
| 1949 | 47.00 | 16 | 47.00 | 15 | 47.30 | 15 | 47.60 | 14 | 48.70 | 10 | 56.00 | 11 | 62.00 | 13 | 63.50 | 11 | 92.90 | 18 | 403.00 | 25 |
| 1950 | 59.00 | 27 | 59.00 | 25 | 60.40 | 25 | 62.50 | 25 | 64.70 | 21 | 65.10 | 19 | 68.10 | 17 | 67.50 | 15 | 83.60 | 14 | 473.00 | 29 |
| 1951 | 56.00 | 26 | 60.30 | 27 | 63.90 | 26 | 66.40 | 26 | 76.60 | 28 | 84.70 | 27 | 106.00 | 27 | 112.00 | 26 | 233.00 | 28 | 414.00 | 26 |
| 1952 | 44.00 | 14 | 44.00 | 13 | 44.30 | 11 | 45.80 | 11 | 46.70 | 8 | 52.00 | 10 | 57.60 | 10 | 62.60 | 10 | 101.00 | 19 | 314.00 | 19 |
| 1953 | 51.00 | 23 | 52.70 | 21 | 55.60 | 21 | 56.10 | 20 | 59.80 | 18 | 63.90 | 18 | 69.40 | 18 | 71.00 | 18 | 90.90 | 16 | 221.00 | 10 |
| 1954 | 40.00 | 9 | 40.00 | 8 | 40.00 | 7 | 41.60 | 6 | 42.60 | 5 | 44.40 | 5 | 44.70 | 4 | 44.40 | 4 | 51.50 | 3 | 178.00 | 3 |
| 1955 | 36.00 | 6 | 36.30 | 6 | 38.00 | 5 | 38.50 | 5 | 39.50 | 4 | 40.40 | 3 | 41.30 | 2 | 42.20 | 2 | 45.60 | 2 | 162.00 | 2 |
| 1956 | 52.00 | 24 | 52.70 | 22 | 53.00 | 19 | 53.10 | 17 | 53.60 | 15 | 61.30 | 16 | 83.90 | 24 | 102.00 | 24 | 116.00 | 22 | 248.00 | 14 |
| 1957 | 40.00 | 10 | 41.00 | 10 | 43.30 | 10 | 45.20 | 9 | 46.30 | 7 | 48.80 | 6 | 49.40 | 6 | 52.20 | 6 | 55.70 | 4 | 228.00 | 11 |
| 1958 | 44.00 | 15 | 47.70 | 16 | 52.90 | 18 | 54.70 | 18 | 66.30 | 23 | 77.90 | 25 | 89.30 | 25 | 116.00 | 27 | 278.00 | 30 | 463.00 | 28 |
| 1959 | 67.00 | 30 | 70.00 | 30 | 76.30 | 30 | 83.90 | 30 | 90.90 | 30 | 98.30 | 28 | 112.00 | 28 | 163.00 | 28 | 275.00 | 29 | 521.00 | 30 |
| 1960 | 50.00 | 20 | 54.70 | 23 | 55.70 | 22 | 58.50 | 21 | 61.80 | 19 | 65.50 | 20 | 72.60 | 19 | 79.90 | 22 | 110.00 | 20 | 271.00 | 16 |
| 1961 | 43.00 | 13 | 43.70 | 12 | 45.30 | 13 | 49.00 | 15 | 57.80 | 17 | 60.00 | 14 | 61.90 | 12 | 64.20 | 13 | 67.10 | 8 | 215.00 | 7 |
| 1962 | 49.00 | 17 | 60.00 | 26 | 66.40 | 28 | 68.70 | 27 | 74.10 | 26 | 75.00 | 24 | 76.20 | 20 | 78.80 | 19 | 91.90 | 17 | 360.00 | 23 |
| 1963 | 35.00 | 5 | 35.00 | 5 | 35.30 | 4 | 38.10 | 4 | 52.30 | 13 | 59.70 | 13 | 65.50 | 16 | 68.90 | 17 | 74.30 | 11 | 218.00 | 9 |
| 1964 | 30.00 | 2 | 30.00 | 2 | 30.60 | 2 | 34.20 | 2 | 35.50 | 2 | 42.90 | 4 | 47.00 | 5 | 51.10 | 5 | 57.50 | 5 | 204.00 | 5 |
| 1965 | 38.00 | 7 | 38.70 | 7 | 40.90 | 8 | 42.40 | 7 | 43.60 | 6 | 49.20 | 7 | 54.60 | 8 | 59.10 | 8 | 70.00 | 10 | 299.00 | 18 |
| 1966 | 50.00 | 18 | 50.30 | 18 | 51.00 | 17 | 55.00 | 19 | 57.50 | 16 | 62.00 | 17 | 64.10 | 15 | 65.90 | 14 | 67.50 | 9 | 161.00 | 1 |
| 1967 | 34.00 | 4 | 34.70 | 4 | 40.00 | 6 | 42.70 | 8 | 48.90 | 11 | 49.90 | 9 | 53.60 | 7 | 56.80 | 7 | 59.90 | 6 | 195.00 | 4 |
| 1968 | 41.00 | 11 | 45.30 | 14 | 46.30 | 14 | 47.00 | 13 | 53.10 | 14 | 58.10 | 12 | 61.20 | 11 | 63.60 | 12 | 74.70 | 12 | 274.00 | 17 |
| 1969 | 55.00 | 25 | 55.70 | 24 | 59.90 | 24 | 62.10 | 24 | 65.00 | 22 | 69.60 | 21 | 78.20 | 22 | 109.00 | 25 | 128.00 | 24 | 350.00 | 22 |
| 1970 | 64.00 | 29 | 66.00 | 29 | 67.30 | 29 | 78.00 | 29 | 87.20 | 29 | 119.00 | 29 | 160.00 | 30 | 223.00 | 30 | 227.00 | 27 | 334.00 | 21 |
| 1971 | 50.00 | 19 | 50.00 | 17 | 50.00 | 16 | 50.60 | 16 | 71.60 | 25 | 74.30 | 22 | 77.60 | 21 | 79.30 | 20 | 84.00 | 15 | 245.00 | 13 |
| 1972 | 51.00 | 21 | 51.70 | 19 | 58.60 | 23 | 59.10 | 22 | 64.10 | 20 | 75.00 | 23 | 81.30 | 23 | 79.30 | 21 | 116.00 | 23 | 235.00 | 12 |
| 1973 | 60.00 | 28 | 62.30 | 28 | 63.90 | 27 | 70.00 | 28 | 75.00 | 27 | 81.00 | 26 | 91.60 | 26 | 97.10 | 23 | 166.00 | 25 | 419.00 | 27 |

HIGHEST MEAN DISCHARGE, IN CFS, AND RANKING, FOR THE FOLLOWING NUMBER OF CONSECUTIVE DAYS IN YEAR ENDING SEPTEMBER 30

| YEAR | 1 | | 3 | | 7 | | 15 | | 30 | | 60 | | 90 | | 120 | | 183 | | ANNUAL | |
|---|---|---|---|---|---|---|---|---|---|---|---|---|---|---|---|---|---|---|---|---|
| 1944 | 7080.0 | 3 | 5360.0 | 4 | 3080.0 | 6 | 1860.0 | 7 | 1220.0 | 10 | 843.0 | 11 | 662.0 | 14 | 533.0 | 17 | 372.0 | 24 | 209.0 | 27 |
| 1945 | 3430.0 | 16 | 2850.0 | 15 | 1930.0 | 15 | 1240.0 | 17 | 758.0 | 23 | 576.0 | 24 | 564.0 | 22 | 543.0 | 16 | 405.0 | 21 | 238.0 | 23 |
| 1946 | 2240.0 | 26 | 1810.0 | 27 | 1400.0 | 26 | 1090.0 | 21 | 763.0 | 22 | 581.0 | 22 | 581.0 | 18 | 513.0 | 19 | 500.0 | 13 | 338.0 | 8 |
| 1947 | 2240.0 | 27 | 1920.0 | 26 | 1300.0 | 27 | 885.0 | 28 | 667.0 | 25 | 632.0 | 21 | 541.0 | 23 | 468.0 | 23 | 415.0 | 20 | 256.0 | 19 |
| 1948 | 5380.0 | 9 | 4480.0 | 8 | 2890.0 | 8 | 2280.0 | 4 | 1970.0 | 2 | 1200.0 | 4 | 923.0 | 5 | 773.0 | 5 | 598.0 | 6 | 336.0 | 9 |
| 1949 | 3550.0 | 15 | 2730.0 | 16 | 1790.0 | 16 | 1620.0 | 12 | 1330.0 | 8 | 1000.0 | 7 | 814.0 | 7 | 703.0 | 7 | 549.0 | 8 | 325.0 | 10 |
| 1950 | 6950.0 | 5 | 5660.0 | 3 | 3510.0 | 3 | 3240.0 | 1 | 2480.0 | 1 | 1850.0 | 1 | 1480.0 | 1 | 1220.0 | 1 | 946.0 | 1 | 539.0 | 1 |
| 1951 | 5000.0 | 10 | 3920.0 | 11 | 2370.0 | 12 | 1690.0 | 10 | 1050.0 | 13 | 815.0 | 12 | 721.0 | 11 | 674.0 | 8 | 614.0 | 5 | 371.0 | 4 |
| 1952 | 2700.0 | 23 | 2220.0 | 23 | 1420.0 | 25 | 1350.0 | 15 | 919.0 | 18 | 768.0 | 14 | 722.0 | 10 | 649.0 | 11 | 522.0 | 10 | 313.0 | 14 |
| 1953 | 4190.0 | 13 | 2950.0 | 14 | 1590.0 | 18 | 895.0 | 27 | 586.0 | 28 | 517.0 | 27 | 440.0 | 27 | 390.0 | 27 | 375.0 | 23 | 240.0 | 22 |
| 1954 | 2140.0 | 28 | 1800.0 | 28 | 1150.0 | 28 | 938.0 | 26 | 645.0 | 26 | 403.0 | 29 | 325.0 | 29 | 265.0 | 29 | 195.0 | 29 | 120.0 | 29 |
| 1955 | 1250.0 | 29 | 1070.0 | 29 | 820.0 | 29 | 609.0 | 29 | 531.0 | 29 | 407.0 | 28 | 338.0 | 28 | 304.0 | 28 | 247.0 | 28 | 156.0 | 28 |
| 1956 | 8860.0 | 1 | 6120.0 | 2 | 3400.0 | 4 | 1840.0 | 8 | 1030.0 | 14 | 723.0 | 15 | 597.0 | 16 | 670.0 | 9 | 498.0 | 15 | 343.0 | 7 |
| 1957 | 4150.0 | 14 | 3430.0 | 13 | 2520.0 | 11 | 1680.0 | 11 | 1180.0 | 11 | 952.0 | 8 | 983.0 | 3 | 823.0 | 3 | 632.0 | 2 | 352.0 | 5 |
| 1958 | 6740.0 | 6 | 5030.0 | 6 | 4480.0 | 1 | 2580.0 | 2 | 1530.0 | 5 | 1350.0 | 2 | 984.0 | 2 | 852.0 | 2 | 628.0 | 3 | 482.0 | 2 |
| 1959 | 5490.0 | 8 | 4110.0 | 9 | 2300.0 | 13 | 1350.0 | 16 | 1290.0 | 9 | 923.0 | 9 | 727.0 | 9 | 665.0 | 10 | 520.0 | 11 | 322.0 | 11 |
| 1960 | 2400.0 | 25 | 2030.0 | 25 | 1570.0 | 19 | 990.0 | 23 | 779.0 | 21 | 545.0 | 25 | 474.0 | 25 | 445.0 | 25 | 362.0 | 25 | 258.0 | 18 |
| 1961 | 5770.0 | 7 | 4570.0 | 7 | 3290.0 | 5 | 2020.0 | 5 | 1500.0 | 6 | 1130.0 | 5 | 960.0 | 4 | 813.0 | 4 | 572.0 | 7 | 321.0 | 12 |
| 1962 | 3330.0 | 17 | 2470.0 | 20 | 1480.0 | 23 | 948.0 | 25 | 811.0 | 20 | 657.0 | 20 | 566.0 | 21 | 474.0 | 22 | 358.0 | 26 | 229.0 | 24 |
| 1963 | 7080.0 | 4 | 5330.0 | 5 | 3050.0 | 7 | 1960.0 | 6 | 1540.0 | 3 | 1040.0 | 6 | 771.0 | 8 | 607.0 | 13 | 424.0 | 19 | 247.0 | 21 |
| 1964 | 8850.0 | 2 | 7040.0 | 1 | 4350.0 | 2 | 2540.0 | 3 | 1540.0 | 4 | 1290.0 | 3 | 921.0 | 6 | 716.0 | 6 | 519.0 | 12 | 289.0 | 17 |
| 1965 | 2750.0 | 22 | 2330.0 | 22 | 1540.0 | 21 | 1110.0 | 20 | 843.0 | 19 | 687.0 | 18 | 647.0 | 15 | 532.0 | 18 | 385.0 | 22 | 224.0 | 25 |
| 1966 | 602.0 | 30 | 559.0 | 30 | 445.0 | 30 | 303.0 | 30 | 238.0 | 30 | 178.0 | 30 | 185.0 | 30 | 172.0 | 30 | 138.0 | 30 | 101.0 | 30 |
| 1967 | 3070.0 | 19 | 2640.0 | 17 | 1640.0 | 17 | 961.0 | 24 | 618.0 | 27 | 533.0 | 26 | 510.0 | 24 | 463.0 | 24 | 433.0 | 17 | 252.0 | 20 |
| 1968 | 4230.0 | 12 | 3530.0 | 12 | 2750.0 | 9 | 1610.0 | 13 | 935.0 | 17 | 694.0 | 16 | 568.0 | 20 | 557.0 | 15 | 528.0 | 9 | 321.0 | 13 |
| 1969 | 4700.0 | 11 | 4020.0 | 10 | 2550.0 | 10 | 1780.0 | 9 | 1340.0 | 7 | 891.0 | 10 | 674.0 | 13 | 618.0 | 12 | 489.0 | 16 | 352.0 | 6 |
| 1970 | 2490.0 | 24 | 2080.0 | 24 | 1480.0 | 22 | 995.0 | 22 | 704.0 | 24 | 578.0 | 23 | 572.0 | 19 | 499.0 | 21 | 430.0 | 18 | 290.0 | 16 |
| 1971 | 3260.0 | 18 | 2640.0 | 18 | 2110.0 | 14 | 1390.0 | 14 | 985.0 | 15 | 657.0 | 19 | 473.0 | 26 | 430.0 | 26 | 352.0 | 27 | 219.0 | 26 |
| 1972 | 3030.0 | 20 | 2510.0 | 19 | 1570.0 | 20 | 1220.0 | 18 | 964.0 | 16 | 687.0 | 17 | 585.0 | 17 | 505.0 | 20 | 499.0 | 14 | 306.0 | 15 |
| 1973 | 3000.0 | 21 | 2350.0 | 21 | 1440.0 | 24 | 1190.0 | 19 | 1100.0 | 12 | 804.0 | 13 | 675.0 | 12 | 603.0 | 14 | 623.0 | 4 | 420.0 | 3 |

STATISTICS ON NORMAL MONTHLY MEANS(ALL DAYS)

| OCT | NOV | DEC | JAN | FEB | MARCH | APRIL | MAY | JUNE | JULY | AUG | SEPT |
|---|---|---|---|---|---|---|---|---|---|---|---|
| BY ROWS(MEAN,VARIANCE,STANDARD DEVIATION, SKEWNESS, COEFF. OF VARIATION,PERCENTAGE OF AVERAGE FLOW) | | | | | | | | | | | |
| 0.8814E+02 | 0.1574E+03 | 0.2424E+03 | 0.4157E+03 | 0.4364E+03 | 0.5401E+03 | 0.5780E+03 | 0.3542E+03 | 0.3217E+03 | 0.1893E+03 | 0.1156E+03 | 0.8022E+02 |
| 0.4655E+04 | 0.3704E+05 | 0.5714E+05 | 0.2242E+06 | 0.1102E+06 | 0.9107E+05 | 0.1377E+06 | 0.3940E+05 | 0.9385E+05 | 0.2422E+05 | 0.1407E+05 | 0.1118E+04 |
| 0.6823E+02 | 0.1925E+03 | 0.2390E+03 | 0.4735E+03 | 0.3319E+03 | 0.3018E+03 | 0.3711E+03 | 0.1985E+03 | 0.3064E+03 | 0.1556E+03 | 0.1186E+03 | 0.3344E+02 |
| 0.3390E+01 | 0.2379E+01 | 0.1508E+01 | 0.2825E+01 | 0.8125E+00 | 0.1061E+01 | 0.8661E+00 | 0.1099E+01 | 0.2417E+01 | 0.2020E+01 | 0.4227E+01 | 0.2359E+01 |
| 0.7741E+00 | 0.1223E+01 | 0.9861E+00 | 0.1139E+01 | 0.7606E+00 | 0.5587E+00 | 0.6421E+00 | 0.5604E+00 | 0.9522E+00 | 0.8222E+00 | 0.1026E+01 | 0.4169E+00 |
| 0.2504E+01 | 0.4472E+01 | 0.6888E+01 | 0.1181E+02 | 0.1240E+02 | 0.1535E+02 | 0.1642E+02 | 0.1006E+02 | 0.9143E+01 | 0.5379E+01 | 0.3285E+01 | 0.2280E+01 |

STATISTICS ON NORMAL ANNUAL MEANS(ALL DAYS)

| MEAN | VARIANCE | STANDARD DEVIATION | SKEWNESS | COEFF. OF VARIATION | SERIAL CORR |
|---|---|---|---|---|---|
| 0.2923E+03 | 0.8774E+04 | 0.9367E+02 | 0.3803E+00 | 0.3205E+00 | 0.3950E+00 |

STATISTICS ON LOG MONTHLY MEANS(ALL DAYS)

| OCT | NOV | DEC | JAN | FEB | MARCH | APRIL | MAY | JUNE | JULY | AUG | SEPT |
|---|---|---|---|---|---|---|---|---|---|---|---|
| BY ROWS(MEAN,VARIANCE,STANDARD DEVIATION, SKEWNESS, COEFF. OF VARIATION,PERCENTAGE OF AVERAGE FLOW) | | | | | | | | | | | |
| 0.1878E+01 | 0.1997E+01 | 0.2179E+01 | 0.2394E+01 | 0.2489E+01 | 0.2667E+01 | 0.2667E+01 | 0.2488E+01 | 0.2373E+01 | 0.2173E+01 | 0.1971E+01 | 0.1878E+01 |
| 0.4627E-01 | 0.1452E+00 | 0.1917E+00 | 0.2221E+00 | 0.1608E+00 | 0.6161E-01 | 0.9387E-01 | 0.5389E-01 | 0.1109E+00 | 0.8402E-01 | 0.5719E-01 | 0.2064E-01 |
| 0.2151E+00 | 0.3811E+00 | 0.4378E+00 | 0.4713E+00 | 0.4010E+00 | 0.2482E+00 | 0.3064E+00 | 0.2322E+00 | 0.3330E+00 | 0.2899E+00 | 0.2391E+00 | 0.1437E+00 |
| 0.1588E+01 | 0.1102E+01 | 0.2228E+00 | -0.1394E+00 | -0.4174E+00 | -0.1812E+00 | -0.2933E+00 | 0.2151E+00 | 0.4720E+00 | 0.7004E+00 | 0.2024E+01 | 0.1317E+01 |
| 0.1145E+00 | 0.1908E+00 | 0.2009E+00 | 0.1969E+00 | 0.1611E+00 | 0.9307E-01 | 0.1149E+00 | 0.9330E-01 | 0.1403E+00 | 0.1334E+00 | 0.1213E+00 | 0.7650E-01 |
| 0.6918E+01 | 0.7355E+01 | 0.8025E+01 | 0.8816E+01 | 0.9166E+01 | 0.9822E+01 | 0.9821E+01 | 0.9163E+01 | 0.8739E+01 | 0.8001E+01 | 0.7259E+01 | 0.6916E+01 |

STATISTICS ON LOG ANNUAL MEANS(ALL DAYS)

| MEAN | VARIANCE | STANDARD DEVIATION | SKEWNESS | COEFF. OF VARIATION | SERIAL CORR |
|---|---|---|---|---|---|
| 0.2442E+01 | 0.2405E-01 | 0.1551E+00 | -0.9741E+00 | 0.6351E-01 | 0.3888E+00 |

03353000 White River at Indianapolis, Ind.

LOCATION.--Lat 39°45'05", long 86°10'30", in NW¼NW¼ sec.14, T.15 N., R.3 E., Marion County, on downstream side of second pier from right bank of Morris Street bridge in Indianapolis, 2.5 miles (4.0 km) downstream from Fall Creek, and at mile 235.8 (379.4 km).

DRAINAGE AREA.--1,635 mi² (4,235 km²).

REMARKS.--Natural flow affected by regulation of Morse Reservoir (See sta 03350300) and Geist Reservoir (See sta 03351700), and by diversion of municipal water supply by the Indianapolis Water Co.

DURATION TABLE OF DAILY DISCHARGE FOR YEAR ENDING SEPTEMBER 30

| CLASS | 0 | 1 | 2 | 3 | 4 | 5 | 6 | 7 | 8 | 9 | 10 | 11 | 12 | 13 | 14 | 15 | 16 | 17 | 18 | 19 | 20 | 21 | 22 | 23 | 24 | 25 | 26 | 27 | 28 | 29 | 30 | 31 | 32 | 33 | 34 | |
|---|---|---|---|---|---|---|---|---|---|---|---|---|---|---|---|---|---|---|---|---|---|---|---|---|---|---|---|---|---|---|---|---|---|---|---|---|
| YEAR | NUMBER OF DAYS IN CLASS | | | | | | | | | | | | | | | | | | | | | | | | | | | | | | | | | | | CFS-DAYS |
| 1904 | | | | | | | | | | | | | 1 | 35 | 16 | 12 | 12 | 17 | 20 | 21 | 9 | 5 | | | | | | | | | | | | | | 100793.0 |
| 1905 | | | | | | | | | | | | 2 | 4 | 40 | 71 | 17 | 35 | 24 | 21 | 30 | 29 | 33 | 17 | 11 | 9 | 8 | 9 | 3 | 2 | | | | | | | 384707.0 |
| 1906 | | | | | | | | | | | | | | | 1 | 24 | 37 | 42 | 39 | 30 | 26 | 28 | 17 | 15 | 9 | 7 | 6 | 4 | 2 | 1 | 4 | 2 | | | | 478473.0 |
| 1930 | | | | | | | | | | | | | 2 | 13 | 39 | 29 | 23 | 15 | 15 | 16 | 11 | 9 | 3 | 2 | 4 | | 2 | | | | | | | | | 125038.0 |
| 1931 | | | | | | | | | | 1 | 2 | 3 | 10 | 53 | 104 | 58 | 34 | 25 | 18 | 16 | 20 | 12 | 4 | 3 | 2 | | | | | | | | | | | 170561.0 |
| 1932 | | | | | | | | | 1 | 4 | 9 | 11 | 17 | 20 | 16 | 38 | 25 | 22 | 37 | 30 | 32 | 26 | 27 | 10 | 13 | 9 | 8 | 5 | 3 | 2 | 1 | | | | | 466537.0 |
| 1933 | | | | | | | | | | | | | 2 | 5 | 28 | 37 | 27 | 23 | 31 | 21 | 40 | 25 | 25 | 14 | 29 | 15 | 15 | 6 | 9 | 3 | 5 | 2 | | 3 | | 833829.0 |
| 1934 | | | | | | | | 8 | 9 | 19 | 5 | 14 | 26 | 39 | 67 | 59 | 42 | 25 | 22 | 10 | 6 | 5 | 2 | | 3 | 2 | 2 | | | | | | | | | 151302.0 |
| 1935 | | | | | | | | | 3 | 11 | 21 | 43 | 26 | 39 | 40 | 17 | 25 | 37 | 28 | 24 | 16 | 10 | 6 | 4 | 3 | 3 | 1 | 3 | 4 | 1 | | | | | | 250777.0 |
| 1936 | | | | | | | | | 30 | 23 | 19 | 26 | 33 | 33 | 30 | 18 | 26 | 21 | 23 | 14 | 25 | 14 | 11 | 2 | 5 | 5 | 2 | 3 | | 2 | 1 | | | | | 260430.0 |
| 1937 | | | | | | | | | | | | 1 | 10 | 7 | 35 | 32 | 17 | 26 | 18 | 40 | 36 | 33 | 27 | 19 | 14 | 9 | 10 | 12 | 9 | 5 | 1 | 1 | 1 | 2 | | 743697.0 |
| 1938 | | | | | | | | | | | | | | 2 | 16 | 42 | 22 | 40 | 38 | 34 | 34 | 27 | 14 | 22 | 14 | 13 | 14 | 6 | 10 | 7 | 4 | 4 | 2 | | | 820200.0 |
| 1939 | | | | | | | | | | | | | 22 | 6 | 19 | 53 | 28 | 31 | 37 | 36 | 36 | 24 | 14 | 10 | 8 | 10 | 2 | 10 | 7 | 3 | 3 | 2 | 3 | 1 | | 506993.0 |
| 1940 | | | | | | 1 | 4 | 14 | 9 | 19 | 14 | 24 | 31 | 53 | 38 | 9 | 20 | 20 | 28 | 17 | 24 | 16 | 12 | 3 | 3 | 1 | | 3 | 1 | 2 | | | | | | 233069.0 |
| 1941 | | 4 | 2 | 5 | 6 | 8 | 10 | 17 | 29 | 14 | 12 | 25 | 47 | 67 | 53 | 30 | 13 | 7 | 3 | 1 | 2 | 4 | 2 | 2 | 2 | | | | | | | | | | | 85020.0 |
| 1942 | | | | 1 | | | 1 | 1 | 3 | 3 | 2 | 7 | 13 | 57 | 43 | 39 | 31 | 27 | 19 | 23 | 24 | 21 | 8 | 7 | 7 | 8 | 4 | 6 | 6 | 4 | | | | | | 402211.0 |
| 1943 | | | | | | | | | | | | 2 | 20 | 17 | 7 | 18 | 32 | 46 | 60 | 29 | 33 | 25 | 25 | 13 | 10 | 3 | 7 | 6 | 2 | 3 | 2 | 2 | | 3 | | 615354.0 |
| 1944 | | | | | | | | | | | | 1 | 18 | 61 | 99 | 28 | 14 | 21 | 9 | 6 | 12 | 15 | 20 | 18 | 15 | 9 | 3 | 4 | 5 | 2 | 2 | | 2 | 2 | | 405896.0 |
| 1945 | | | | | | | | | | | | 24 | 54 | 47 | 10 | 16 | 11 | 18 | 26 | 16 | 21 | 26 | 28 | 14 | 10 | 11 | 9 | 9 | 3 | 5 | 4 | 3 | | | | 465778.0 |
| 1946 | | | | | | | | | | | | | | 25 | 16 | 11 | 9 | 27 | 32 | 37 | 38 | 26 | 35 | 22 | 23 | 26 | 15 | 8 | 8 | 7 | | | | | | 573410.0 |
| 1947 | | | | | | | | | | | | | | 14 | 40 | 43 | 13 | 16 | 45 | 25 | 23 | 18 | 20 | 29 | 24 | 23 | 13 | 7 | 4 | 6 | 2 | | | | | 524122.0 |
| 1948 | | | | | | | | | | | | | 3 | 23 | 31 | 27 | 44 | 36 | 34 | 24 | 19 | 20 | 21 | 15 | 14 | 17 | 6 | 8 | 4 | 4 | 3 | 10 | 3 | | | 627635.0 |
| 1949 | | | | | | | | | | | | | 2 | 17 | 31 | 18 | 14 | 27 | 21 | 24 | 32 | 53 | 27 | 29 | 14 | 13 | 9 | 10 | 8 | 7 | 4 | 5 | | | | 639334.0 |
| 1950 | | | | | | | | | | | | | | 5 | 19 | 29 | 28 | 25 | 18 | 19 | 26 | 33 | 23 | 23 | 27 | 24 | 18 | 11 | 7 | 3 | 7 | 8 | 8 | 4 | | 984590.0 |
| 1951 | | | | | | | | | | | | | 4 | 22 | 15 | 19 | 20 | 14 | 31 | 20 | 38 | 31 | 30 | 31 | 18 | 23 | 13 | 13 | 13 | 4 | 3 | 3 | | | | 664876.0 |
| 1952 | | | | | | | | | | | | 1 | 8 | 29 | 21 | 16 | 19 | 15 | 16 | 20 | 32 | 39 | 26 | 26 | 26 | 23 | 16 | 13 | 9 | 3 | 4 | 3 | 1 | | | 670372.0 |
| 1953 | | | | | | | | | | | | 3 | 5 | 8 | 45 | 28 | 8 | 13 | 20 | 34 | 45 | 67 | 27 | 15 | 17 | 9 | 6 | 5 | 3 | 4 | 3 | | | | | 450108.0 |
| 1954 | | | | | | | | 1 | 6 | 13 | 19 | 78 | 42 | 31 | 23 | 21 | 21 | 20 | 23 | 24 | 13 | 9 | 8 | 5 | 3 | 3 | 2 | | | | | | | | | 179430.0 |
| 1955 | | | | | | | | 1 | 3 | 1 | 13 | 9 | 20 | 36 | 25 | 28 | 35 | 30 | 20 | 25 | 25 | 25 | 26 | 19 | 10 | 5 | 6 | 1 | 2 | | | | | | | 366546.0 |
| 1956 | | | | | | | | | | | | 2 | 9 | 8 | 7 | 7 | 20 | 31 | 39 | 33 | 38 | 24 | 30 | 53 | 15 | 18 | 9 | 7 | 5 | 7 | 1 | 1 | 1 | 1 | | 610328.0 |
| 1957 | | | | | | | | | | | | 10 | 26 | 23 | 11 | 19 | 17 | 14 | 22 | 24 | 34 | 28 | 25 | 16 | 18 | 19 | 15 | 15 | 9 | 5 | 6 | 6 | | 3 | | 756611.0 |
| 1958 | | | | | | | | | | | | | | 5 | 6 | 4 | 8 | 35 | 37 | 58 | 61 | 42 | 22 | 17 | 15 | 15 | 19 | 2 | 5 | 3 | 2 | 4 | 4 | 1 | | 849423.0 |
| 1959 | | | | | | | | | | | | 1 | 13 | 22 | 19 | 16 | 30 | 40 | 26 | 18 | 12 | 24 | 31 | 30 | 26 | 18 | 13 | 9 | 6 | 1 | 5 | 4 | 1 | | | 613048.0 |
| 1960 | | | | | | | | | | | | | 14 | 17 | 22 | 22 | 25 | 21 | 28 | 57 | 40 | 47 | 21 | 15 | 8 | 6 | 7 | 9 | 5 | 2 | | | | | | 402086.0 |
| 1961 | | | | | | | | | | | | 8 | 55 | 38 | 32 | 26 | 16 | 25 | 24 | 18 | 16 | 21 | 9 | 16 | 7 | 10 | 7 | 9 | 13 | 6 | 5 | 3 | 1 | | | 539490.0 |
| 1962 | | | | | | | | | | | | | 4 | 29 | 28 | 49 | 37 | 27 | 43 | 33 | 30 | 23 | 16 | 14 | 4 | 10 | 4 | 6 | 2 | 3 | | 2 | 1 | | | 476835.0 |
| 1963 | | | | | | | | | | 2 | 11 | 17 | 23 | 91 | 47 | 37 | 18 | 15 | 8 | 32 | 5 | 11 | 7 | 8 | 6 | 9 | 6 | 4 | 3 | 2 | | | 3 | | | 385638.0 |
| 1964 | | | | | | | | | 9 | 16 | 43 | 66 | 36 | 24 | 13 | 16 | 20 | 16 | 9 | 14 | 18 | 13 | 9 | 8 | 5 | 5 | 8 | 4 | 3 | 3 | 3 | 2 | | 3 | | 491273.0 |
| 1965 | | | | | | | | | 5 | 23 | 39 | 29 | 27 | 25 | 21 | 16 | 20 | 27 | 19 | 16 | 20 | 20 | 18 | 6 | 7 | 6 | 7 | 9 | 2 | 3 | | | | | | 374869.0 |
| 1966 | | | | | | | | | 5 | 18 | 23 | 26 | 38 | 54 | 35 | 28 | 36 | 21 | 32 | 18 | 10 | 8 | 6 | 3 | 2 | 1 | 1 | | | | | | | | | 161767.0 |
| 1967 | | | | | | | | | 2 | 12 | 37 | 40 | 29 | 12 | 10 | 17 | 20 | 21 | 22 | 22 | 24 | 16 | 20 | 10 | 14 | 11 | 14 | 7 | | 2 | 1 | 2 | | | | 470555.0 |
| 1968 | | | | | | | | | | 1 | 1 | 6 | 31 | 26 | 21 | 20 | 20 | 51 | 30 | 23 | 28 | 19 | 27 | 16 | 13 | 9 | 6 | 3 | 8 | 4 | 2 | 1 | | | | 542960.0 |
| 1969 | | | | | | | | | | | | | 8 | 27 | 20 | 19 | 25 | 30 | 31 | 43 | 51 | 38 | 15 | 13 | 16 | 6 | 9 | 3 | 6 | 2 | | 3 | | | | 552162.0 |
| 1970 | | | | | | | | | | | | | 4 | 10 | 21 | 19 | 19 | 35 | 34 | 32 | 39 | 39 | 34 | 23 | 16 | 9 | 10 | 6 | 8 | 5 | 2 | | | | | 505295.8 |
| 1971 | | | | | | | | | | | | | | 9 | 34 | 30 | 40 | 58 | 55 | 31 | 32 | 13 | 14 | 16 | 10 | 5 | 6 | 3 | 2 | 3 | 4 | | | | | 365195.0 |
| 1972 | | | | | | | | | | | | | 1 | 25 | 32 | 31 | 21 | 17 | 26 | 29 | 37 | 42 | 29 | 17 | 13 | 13 | 10 | 8 | 7 | 3 | 3 | 2 | | | | 519987.0 |
| 1973 | | | | | | | | | | | | | | | | 8 | 19 | 18 | 26 | 33 | 31 | 35 | 31 | 37 | 33 | 27 | 19 | 20 | 12 | 13 | 3 | | | | | 809891.0 |

| CLASS | CFS | TOTAL | ACCUM | PERCT | CLASS | CFS | TOTAL | ACCUM | PERCT | CLASS | CFS | TOTAL | ACCUM | PERCT | CLASS | CFS | TOTAL | ACCUM | PERCT |
|---|---|---|---|---|---|---|---|---|---|---|---|---|---|---|---|---|---|---|---|
| 0 | 0.00 | 0 | 16696 | 100.0 | 9 | 61.00 | 180 | 16498 | 98.8 | 18 | 610.0 | 1227 | 8145 | 48.8 | 27 | 6000 | 234 | 677 | 4.0 |
| 1 | 8.00 | 4 | 16696 | 100.0 | 10 | 79.00 | 320 | 16318 | 97.7 | 19 | 780.0 | 1264 | 6918 | 41.4 | 28 | 7700 | 172 | 443 | 2.6 |
| 2 | 10.00 | 2 | 16692 | 100.0 | 11 | 100.00 | 667 | 15998 | 95.8 | 20 | 1000.0 | 1289 | 5654 | 33.9 | 29 | 10000 | 116 | 271 | 1.6 |
| 3 | 13.00 | 6 | 16690 | 100.0 | 12 | 130.00 | 908 | 15331 | 91.8 | 21 | 1300.0 | 1016 | 4365 | 26.1 | 30 | 13000 | 76 | 155 | .9 |
| 4 | 17.00 | 6 | 16684 | 99.9 | 13 | 170.00 | 1330 | 14423 | 86.4 | 22 | 1700.0 | 834 | 3349 | 20.1 | 31 | 17000 | 45 | 79 | .4 |
| 5 | 22.00 | 9 | 16678 | 99.9 | 14 | 220.00 | 1338 | 13093 | 78.4 | 23 | 2200.0 | 588 | 2515 | 15.1 | 32 | 21000 | 22 | 34 | .2 |
| 6 | 29.00 | 15 | 16669 | 99.8 | 15 | 280.00 | 1153 | 11755 | 70.4 | 24 | 2800.0 | 535 | 1927 | 11.5 | 33 | 28000 | 12 | 12 | |
| 7 | 37.00 | 42 | 16654 | 99.7 | 16 | 360.00 | 1183 | 10602 | 63.5 | 25 | 3600.0 | 369 | 1392 | 8.3 | 34 | 36000 | | | |
| 8 | 48.00 | 114 | 16612 | 99.5 | 17 | 470.00 | 1274 | 9419 | 56.4 | 26 | 4600.0 | 346 | 1023 | 6.1 | | | | | |

WHITE RIVER AT INDIANAPOLIS, IND. (Continued)

LOWEST MEAN DISCHARGE, IN CFS, AND RANKING, FOR THE FOLLOWING NUMBER OF CONSECUTIVE DAYS IN YEAR ENDING MARCH 31

| YEAR | 1 | | 3 | | 7 | | 14 | | 30 | | 60 | | 90 | | 120 | | 183 | | ANNUAL | |
|---|---|---|---|---|---|---|---|---|---|---|---|---|---|---|---|---|---|---|---|---|
| 1906 | 255.00 | 43 | 255.00 | 43 | 258.00 | 43 | 285.00 | 43 | 357.00 | 41 | 461.00 | 39 | 598.00 | 40 | 868.00 | 41 | 853.00 | 39 | 1520.00 | 31 |
| 1931 | 75.00 | 12 | 91.00 | 16 | 133.00 | 24 | 186.00 | 33 | 210.00 | 30 | 229.00 | 27 | 249.00 | 23 | 249.00 | 18 | 261.00 | 14 | 532.00 | 3 |
| 1932 | 125.00 | 26 | 133.00 | 25 | 159.00 | 30 | 167.00 | 27 | 201.00 | 29 | 264.00 | 33 | 290.00 | 30 | 345.00 | 32 | 390.00 | 24 | 1300.00 | 24 |
| 1933 | 52.00 | 7 | 71.70 | 10 | 82.90 | 10 | 93.30 | 10 | 109.00 | 12 | 165.00 | 18 | 249.00 | 24 | 327.00 | 29 | 413.00 | 27 | 1430.00 | 27 |
| 1934 | 153.00 | 35 | 184.00 | 36 | 200.00 | 35 | 228.00 | 37 | 247.00 | 36 | 272.00 | 35 | 314.00 | 31 | 329.00 | 30 | 377.00 | 23 | 1350.00 | 25 |
| 1935 | 42.00 | 4 | 42.70 | 3 | 44.30 | 3 | 53.20 | 3 | 71.40 | 5 | 101.00 | 6 | 110.00 | 6 | 120.00 | 7 | 125.00 | 2 | 307.00 | 1 |
| 1936 | 82.00 | 15 | 86.70 | 14 | 96.40 | 14 | 98.40 | 14 | 110.00 | 13 | 135.00 | 15 | 197.00 | 17 | 222.00 | 15 | 276.00 | 15 | 988.00 | 12 |
| 1937 | 49.00 | 5 | 50.30 | 5 | 54.00 | 4 | 56.60 | 4 | 58.30 | 3 | 76.70 | 3 | 88.80 | 3 | 118.00 | 6 | 319.00 | 19 | 1580.00 | 32 |
| 1938 | 245.00 | 42 | 251.00 | 42 | 256.00 | 42 | 278.00 | 42 | 300.00 | 39 | 567.00 | 42 | 566.00 | 38 | 638.00 | 39 | 811.00 | 37 | 1860.00 | 36 |
| 1939 | 179.00 | 37 | 191.00 | 37 | 217.00 | 39 | 225.00 | 36 | 229.00 | 34 | 253.00 | 31 | 276.00 | 27 | 326.00 | 28 | 421.00 | 28 | 1920.00 | 37 |
| 1940 | 100.00 | 21 | 101.00 | 19 | 104.00 | 18 | 108.00 | 17 | 116.00 | 15 | 134.00 | 14 | 170.00 | 14 | 178.00 | 13 | 238.00 | 12 | 824.00 | 8 |
| 1941 | 22.00 | 2 | 30.00 | 2 | 41.30 | 2 | 47.00 | 2 | 50.80 | 2 | 63.00 | 2 | 65.10 | 1 | 80.60 | 1 | 123.00 | 1 | 498.00 | 2 |
| 1942 | 8.00 | 1 | 8.50 | 1 | 11.50 | 1 | 13.40 | 1 | 28.00 | 1 | 35.60 | 1 | 76.10 | 2 | 105.00 | 3 | 150.00 | 5 | 721.00 | 4 |
| 1943 | 120.00 | 24 | 130.00 | 24 | 132.00 | 22 | 147.00 | 23 | 159.00 | 21 | 205.00 | 24 | 274.00 | 26 | 287.00 | 24 | 409.00 | 26 | 1070.00 | 17 |
| 1944 | 150.00 | 34 | 155.00 | 34 | 158.00 | 28 | 159.00 | 25 | 171.00 | 25 | 180.00 | 21 | 201.00 | 19 | 254.00 | 21 | 303.00 | 18 | 1510.00 | 29 |
| 1945 | 79.00 | 13 | 86.30 | 13 | 93.10 | 13 | 95.20 | 11 | 106.00 | 10 | 119.00 | 10 | 123.00 | 8 | 124.00 | 8 | 139.00 | 4 | 1050.00 | 14 |
| 1946 | 207.00 | 41 | 215.00 | 41 | 231.00 | 41 | 269.00 | 41 | 291.00 | 38 | 497.00 | 41 | 609.00 | 41 | 942.00 | 43 | 953.00 | 40 | 1990.00 | 38 |
| 1947 | 141.00 | 32 | 152.00 | 32 | 159.00 | 29 | 163.00 | 26 | 166.00 | 22 | 175.00 | 20 | 188.00 | 15 | 221.00 | 14 | 375.00 | 22 | 1050.00 | 15 |
| 1948 | 127.00 | 27 | 137.00 | 27 | 152.00 | 27 | 168.00 | 28 | 225.00 | 33 | 260.00 | 32 | 284.00 | 29 | 305.00 | 25 | 452.00 | 31 | 1780.00 | 34 |
| 1949 | 113.00 | 22 | 127.00 | 23 | 133.00 | 23 | 142.00 | 21 | 168.00 | 24 | 200.00 | 22 | 236.00 | 21 | 307.00 | 26 | 552.00 | 34 | 2230.00 | 41 |
| 1950 | 135.00 | 30 | 138.00 | 28 | 145.00 | 25 | 193.00 | 34 | 230.00 | 35 | 267.00 | 34 | 325.00 | 34 | 323.00 | 27 | 424.00 | 29 | 2370.00 | 42 |
| 1951 | 167.00 | 36 | 178.00 | 35 | 206.00 | 36 | 264.00 | 40 | 386.00 | 42 | 430.00 | 38 | 610.00 | 42 | 595.00 | 37 | 954.00 | 41 | 1990.00 | 39 |
| 1952 | 88.00 | 19 | 107.00 | 21 | 110.00 | 20 | 129.00 | 20 | 141.00 | 19 | 151.00 | 16 | 194.00 | 16 | 253.00 | 20 | 451.00 | 30 | 1770.00 | 33 |
| 1953 | 135.00 | 31 | 148.00 | 31 | 166.00 | 33 | 173.00 | 30 | 213.00 | 31 | 244.00 | 29 | 346.00 | 35 | 333.00 | 31 | 476.00 | 33 | 1250.00 | 20 |
| 1954 | 85.00 | 17 | 94.00 | 18 | 102.00 | 17 | 109.00 | 18 | 113.00 | 14 | 120.00 | 11 | 141.00 | 11 | 142.00 | 10 | 209.00 | 10 | 792.00 | 6 |
| 1955 | 42.00 | 3 | 46.70 | 4 | 55.90 | 6 | 63.00 | 5 | 71.00 | 4 | 118.00 | 9 | 129.00 | 10 | 163.00 | 12 | 214.00 | 11 | 897.00 | 9 |
| 1956 | 79.00 | 14 | 84.30 | 12 | 91.90 | 12 | 96.30 | 12 | 136.00 | 18 | 215.00 | 25 | 430.00 | 37 | 563.00 | 36 | 681.00 | 36 | 1280.00 | 23 |
| 1957 | 84.00 | 16 | 91.00 | 15 | 98.30 | 15 | 101.00 | 15 | 109.00 | 11 | 130.00 | 12 | 145.00 | 13 | 223.00 | 16 | 295.00 | 17 | 1160.00 | 18 |
| 1958 | 199.00 | 39 | 206.00 | 40 | 212.00 | 38 | 242.00 | 38 | 437.00 | 44 | 585.00 | 43 | 668.00 | 43 | 845.00 | 40 | 1740.00 | 44 | 2630.00 | 44 |
| 1959 | 274.00 | 44 | 304.00 | 44 | 330.00 | 44 | 363.00 | 44 | 390.00 | 43 | 494.00 | 40 | 582.00 | 39 | 878.00 | 42 | 1230.00 | 43 | 2510.00 | 43 |
| 1960 | 98.00 | 20 | 103.00 | 20 | 108.00 | 19 | 120.00 | 19 | 146.00 | 20 | 172.00 | 19 | 210.00 | 20 | 256.00 | 22 | 349.00 | 20 | 1250.00 | 21 |
| 1961 | 88.00 | 18 | 91.30 | 17 | 98.60 | 16 | 102.00 | 16 | 118.00 | 16 | 132.00 | 13 | 144.00 | 12 | 141.00 | 9 | 154.00 | 6 | 956.00 | 11 |
| 1962 | 202.00 | 40 | 204.00 | 39 | 210.00 | 37 | 222.00 | 35 | 257.00 | 37 | 331.00 | 37 | 319.00 | 32 | 385.00 | 34 | 464.00 | 32 | 1860.00 | 35 |
| 1963 | 130.00 | 28 | 143.00 | 30 | 162.00 | 32 | 181.00 | 32 | 198.00 | 28 | 232.00 | 28 | 243.00 | 22 | 250.00 | 19 | 281.00 | 16 | 1050.00 | 16 |
| 1964 | 52.00 | 6 | 53.00 | 6 | 55.60 | 5 | 63.20 | 6 | 75.00 | 6 | 98.30 | 4 | 104.00 | 4 | 102.00 | 2 | 126.00 | 3 | 816.00 | 7 |
| 1965 | 59.00 | 10 | 62.70 | 8 | 68.30 | 8 | 71.20 | 7 | 78.80 | 7 | 99.10 | 5 | 108.00 | 5 | 117.00 | 4 | 195.00 | 8 | 1420.00 | 26 |
| 1966 | 58.00 | 9 | 66.00 | 9 | 73.70 | 9 | 84.20 | 9 | 123.00 | 17 | 154.00 | 17 | 198.00 | 18 | 242.00 | 17 | 240.00 | 13 | 772.00 | 5 |
| 1967 | 57.00 | 8 | 60.00 | 7 | 67.00 | 7 | 73.60 | 8 | 85.40 | 8 | 103.00 | 7 | 111.00 | 7 | 117.00 | 5 | 167.00 | 7 | 1030.00 | 13 |
| 1968 | 72.00 | 11 | 77.00 | 11 | 90.60 | 11 | 97.60 | 13 | 102.00 | 9 | 111.00 | 8 | 125.00 | 9 | 153.00 | 11 | 205.00 | 9 | 1280.00 | 22 |
| 1969 | 143.00 | 33 | 154.00 | 33 | 171.00 | 34 | 176.00 | 31 | 182.00 | 27 | 205.00 | 23 | 259.00 | 25 | 413.00 | 35 | 553.00 | 35 | 1520.00 | 30 |
| 1970 | 191.00 | 38 | 198.00 | 38 | 227.00 | 40 | 263.00 | 39 | 309.00 | 40 | 629.00 | 44 | 878.00 | 44 | 951.00 | 44 | 1050.00 | 42 | 1490.00 | 28 |
| 1971 | 116.00 | 23 | 122.00 | 22 | 128.00 | 21 | 143.00 | 22 | 177.00 | 26 | 246.00 | 30 | 319.00 | 33 | 351.00 | 33 | 393.00 | 25 | 1210.00 | 19 |
| 1972 | 123.00 | 25 | 140.00 | 29 | 151.00 | 26 | 154.00 | 24 | 167.00 | 23 | 218.00 | 26 | 280.00 | 28 | 269.00 | 23 | 374.00 | 21 | 946.00 | 10 |
| 1973 | 133.00 | 29 | 136.00 | 26 | 160.00 | 31 | 170.00 | 29 | 221.00 | 32 | 290.00 | 36 | 411.00 | 36 | 604.00 | 38 | 838.00 | 38 | 2180.00 | 40 |

HIGHEST MEAN DISCHARGE, IN CFS, AND RANKING, FOR THE FOLLOWING NUMBER OF CONSECUTIVE DAYS IN YEAR ENDING SEPTEMBER 30

| YEAR | 1 | | 3 | | 7 | | 15 | | 30 | | 60 | | 90 | | 120 | | 183 | | ANNUAL | |
|---|---|---|---|---|---|---|---|---|---|---|---|---|---|---|---|---|---|---|---|---|
| 1905 | 8600.0 | 39 | 7920.0 | 39 | 5140.0 | 39 | 3520.0 | 39 | 2870.0 | 39 | 2310.0 | 37 | 2280.0 | 34 | 2060.0 | 34 | 1540.0 | 36 | 1050.0 | 33 |
| 1931 | 3150.0 | 43 | 2820.0 | 43 | 2090.0 | 44 | 1850.0 | 42 | 1470.0 | 42 | 1210.0 | 41 | 957.0 | 41 | 808.0 | 42 | 650.0 | 42 | 467.0 | 41 |
| 1932 | 14000.0 | 25 | 12300.0 | 27 | 9170.0 | 25 | 7310.0 | 21 | 5220.0 | 19 | 3980.0 | 21 | 3280.0 | 21 | 2770.0 | 22 | 2160.0 | 25 | 1270.0 | 27 |
| 1933 | 30700.0 | 4 | 29700.0 | 3 | 20500.0 | 4 | 12100.0 | 7 | 7620.0 | 8 | 6620.0 | 3 | 5290.0 | 3 | 4290.0 | 5 | 3920.0 | 2 | 2280.0 | 3 |
| 1934 | 5400.0 | 41 | 4920.0 | 40 | 3600.0 | 40 | 2220.0 | 41 | 1710.0 | 41 | 1190.0 | 42 | 894.0 | 42 | 769.0 | 43 | 617.0 | 43 | 415.0 | 43 |
| 1935 | 10800.0 | 32 | 9380.0 | 34 | 8060.0 | 28 | 5350.0 | 31 | 3140.0 | 35 | 1980.0 | 38 | 1800.0 | 38 | 1520.0 | 38 | 1180.0 | 38 | 687.0 | 38 |
| 1936 | 14500.0 | 24 | 13100.0 | 25 | 8360.0 | 27 | 4760.0 | 35 | 3070.0 | 37 | 2500.0 | 34 | 2150.0 | 36 | 1760.0 | 37 | 1270.0 | 37 | 712.0 | 37 |
| 1937 | 32000.0 | 3 | 28600.0 | 4 | 18500.0 | 5 | 13200.0 | 4 | 9080.0 | 5 | 6360.0 | 5 | 4760.0 | 6 | 4350.0 | 4 | 3330.0 | 5 | 2040.0 | 7 |
| 1938 | 25100.0 | 9 | 21000.0 | 10 | 13500.0 | 12 | 12400.0 | 6 | 9250.0 | 3 | 6710.0 | 2 | 4960.0 | 4 | 4480.0 | 3 | 3510.0 | 4 | 2250.0 | 4 |
| 1939 | 21700.0 | 13 | 19000.0 | 14 | 13100.0 | 13 | 7940.0 | 17 | 5100.0 | 21 | 4450.0 | 16 | 4130.0 | 13 | 3330.0 | 15 | 2420.0 | 17 | 1390.0 | 21 |
| 1940 | 10400.0 | 34 | 10000.0 | 32 | 7710.0 | 29 | 4710.0 | 36 | 3080.0 | 36 | 1970.0 | 39 | 1710.0 | 39 | 1490.0 | 39 | 1130.0 | 39 | 637.0 | 39 |
| 1941 | 2970.0 | 44 | 2780.0 | 44 | 2100.0 | 43 | 1610.0 | 44 | 1020.0 | 44 | 596.0 | 44 | 465.0 | 44 | 402.0 | 44 | 351.0 | 44 | 233.0 | 44 |
| 1942 | 12200.0 | 28 | 10200.0 | 31 | 6740.0 | 37 | 5520.0 | 30 | 3820.0 | 30 | 3170.0 | 27 | 2920.0 | 25 | 2450.0 | 30 | 1920.0 | 30 | 1100.0 | 31 |
| 1943 | 35800.0 | 1 | 33300.0 | 1 | 21700.0 | 3 | 15500.0 | 2 | 9110.0 | 4 | 5220.0 | 11 | 4230.0 | 11 | 3490.0 | 13 | 2710.0 | 14 | 1690.0 | 12 |
| 1944 | 24100.0 | 10 | 22100.0 | 9 | 15000.0 | 9 | 9730.0 | 10 | 6310.0 | 14 | 4500.0 | 15 | 3590.0 | 16 | 2930.0 | 18 | 2000.0 | 28 | 1110.0 | 29 |
| 1945 | 13800.0 | 26 | 13200.0 | 24 | 10100.0 | 24 | 6200.0 | 27 | 3940.0 | 28 | 3140.0 | 28 | 3200.0 | 22 | 3040.0 | 16 | 2290.0 | 23 | 1280.0 | 26 |
| 1946 | 9530.0 | 36 | 8430.0 | 37 | 6890.0 | 36 | 4910.0 | 33 | 3770.0 | 31 | 2940.0 | 30 | 2830.0 | 27 | 2480.0 | 29 | 2370.0 | 20 | 1570.0 | 15 |
| 1947 | 10800.0 | 33 | 9820.0 | 33 | 7680.0 | 30 | 5690.0 | 28 | 4440.0 | 24 | 3960.0 | 22 | 3360.0 | 20 | 2740.0 | 23 | 2390.0 | 18 | 1440.0 | 19 |
| 1948 | 17400.0 | 19 | 16900.0 | 17 | 13800.0 | 11 | 11000.0 | 8 | 10000.0 | 2 | 6190.0 | 6 | 4820.0 | 5 | 4030.0 | 6 | 3080.0 | 9 | 1710.0 | 11 |
| 1949 | 16400.0 | 23 | 15600.0 | 20 | 10400.0 | 22 | 8930.0 | 13 | 7580.0 | 9 | 5610.0 | 8 | 4440.0 | 10 | 3890.0 | 7 | 2960.0 | 10 | 1750.0 | 10 |
| 1950 | 26400.0 | 7 | 24500.0 | 7 | 17400.0 | 6 | 16700.0 | 1 | 12600.0 | 1 | 9350.0 | 1 | 7510.0 | 1 | 6380.0 | 1 | 4680.0 | 1 | 2700.0 | 1 |
| 1951 | 16800.0 | 21 | 15600.0 | 21 | 11000.0 | 20 | 8090.0 | 15 | 5200.0 | 20 | 4000.0 | 20 | 3660.0 | 15 | 3350.0 | 14 | 3090.0 | 8 | 1820.0 | 9 |
| 1952 | 17500.0 | 17 | 14200.0 | 23 | 8910.0 | 26 | 7950.0 | 16 | 5520.0 | 17 | 4570.0 | 14 | 4160.0 | 12 | 3820.0 | 9 | 3100.0 | 7 | 1830.0 | 8 |
| 1953 | 11200.0 | 31 | 10900.0 | 29 | 6970.0 | 35 | 4760.0 | 34 | 3610.0 | 32 | 2540.0 | 33 | 2580.0 | 32 | 2240.0 | 32 | 1970.0 | 29 | 1230.0 | 28 |
| 1954 | 5540.0 | 40 | 4820.0 | 41 | 3580.0 | 41 | 2950.0 | 40 | 2280.0 | 40 | 1590.0 | 40 | 1320.0 | 40 | 1110.0 | 40 | 842.0 | 40 | 492.0 | 40 |
| 1955 | 9400.0 | 38 | 8110.0 | 38 | 5400.0 | 38 | 3570.0 | 38 | 2960.0 | 38 | 2410.0 | 36 | 2110.0 | 37 | 2030.0 | 35 | 1630.0 | 33 | 1000.0 | 36 |
| 1956 | 23700.0 | 11 | 19500.0 | 12 | 12500.0 | 16 | 7510.0 | 19 | 4440.0 | 25 | 3040.0 | 29 | 2660.0 | 30 | 2930.0 | 19 | 2310.0 | 22 | 1670.0 | 14 |
| 1957 | 26300.0 | 8 | 23900.0 | 8 | 15100.0 | 8 | 9840.0 | 9 | 7100.0 | 11 | 5340.0 | 10 | 5530.0 | 2 | 4750.0 | 2 | 3670.0 | 3 | 2070.0 | 6 |
| 1958 | 29400.0 | 5 | 28100.0 | 5 | 24000.0 | 1 | 14300.0 | 3 | 8160.0 | 6 | 6060.0 | 7 | 4450.0 | 9 | 3790.0 | 10 | 2910.0 | 11 | 2330.0 | 2 |
| 1959 | 17400.0 | 18 | 16300.0 | 18 | 11300.0 | 18 | 6910.0 | 22 | 6640.0 | 13 | 4790.0 | 12 | 3920.0 | 14 | 3720.0 | 11 | 2870.0 | 12 | 1680.0 | 13 |
| 1960 | 9450.0 | 37 | 8790.0 | 36 | 7200.0 | 34 | 4670.0 | 37 | 3490.0 | 33 | 2420.0 | 35 | 2210.0 | 35 | 2000.0 | 36 | 1620.0 | 34 | 1100.0 | 30 |
| 1961 | 18500.0 | 15 | 17400.0 | 15 | 14100.0 | 10 | 9420.0 | 12 | 6970.0 | 12 | 5530.0 | 9 | 4650.0 | 7 | 3860.0 | 8 | 2750.0 | 13 | 1480.0 | 17 |
| 1962 | 22000.0 | 12 | 19700.0 | 11 | 11300.0 | 19 | 6660.0 | 25 | 4610.0 | 22 | 4070.0 | 18 | 3400.0 | 17 | 2790.0 | 21 | 2100.0 | 26 | 1310.0 | 24 |
| 1963 | 27200.0 | 6 | 24700.0 | 6 | 15200.0 | 7 | 9600.0 | 11 | 7210.0 | 10 | 4690.0 | 13 | 3400.0 | 18 | 2670.0 | 24 | 1860.0 | 32 | 1060.0 | 32 |
| 1964 | 35000.0 | 2 | 33100.0 | 2 | 21700.0 | 2 | 12600.0 | 5 | 7960.0 | 7 | 6380.0 | 4 | 4580.0 | 8 | 3580.0 | 12 | 2560.0 | 15 | 1340.0 | 23 |
| 1965 | 11400.0 | 30 | 10300.0 | 30 | 7450.0 | 32 | 5560.0 | 29 | 4090.0 | 27 | 3480.0 | 24 | 3140.0 | 23 | 2560.0 | 27 | 1870.0 | 31 | 1030.0 | 34 |
| 1966 | 4790.0 | 42 | 4080.0 | 42 | 2780.0 | 42 | 1730.0 | 43 | 1220.0 | 43 | 883.0 | 43 | 866.0 | 43 | 824.0 | 41 | 708.0 | 41 | 443.0 | 42 |
| 1967 | 18200.0 | 16 | 17300.0 | 16 | 12200.0 | 17 | 6900.0 | 23 | 3900.0 | 29 | 2910.0 | 31 | 2640.0 | 31 | 2590.0 | 25 | 2380.0 | 19 | 1290.0 | 25 |
| 1968 | 17000.0 | 20 | 16200.0 | 19 | 12800.0 | 15 | 7560.0 | 18 | 4410.0 | 26 | 3410.0 | 25 | 2790.0 | 28 | 2570.0 | 26 | 2440.0 | 16 | 1480.0 | 18 |

HIGHEST MEAN DISCHARGE, IN CFS, AND RANKING, FOR THE FOLLOWING NUMBER OF CONSECUTIVE DAYS IN YEAR ENDING SEPTEMBER 30

| YEAR | 1 | 3 | 7 | 15 | 30 | 60 | 90 | 120 | 183 | ANNUAL |
|---|---|---|---|---|---|---|---|---|---|---|
| 1969 | 20200.0 14 | 19000.0 13 | 12900.0 14 | 8400.0 14 | 6150.0 15 | 4030.0 19 | 2990.0 24 | 2870.0 20 | 2250.0 24 | 1510.0 16 |
| 1970 | 10300.0 35 | 9110.0 35 | 7450.0 33 | 5240.0 32 | 3390.0 34 | 2680.0 32 | 2690.0 29 | 2410.0 31 | 2100.0 27 | 1380.0 22 |
| 1971 | 12900.0 27 | 12300.0 26 | 10100.0 23 | 6800.0 24 | 4610.0 23 | 3200.0 26 | 2290.0 33 | 2070.0 33 | 1610.0 35 | 1000.0 35 |
| 1972 | 16700.0 22 | 14600.0 22 | 10800.0 21 | 7360.0 20 | 5470.0 18 | 3600.0 23 | 2910.0 26 | 2490.0 28 | 2340.0 21 | 1420.0 20 |
| 1973 | 12000.0 29 | 11000.0 28 | 7590.0 31 | 6250.0 26 | 5600.0 16 | 4230.0 17 | 3380.0 19 | 3030.0 17 | 3220.0 6 | 2220.0 5 |

STATISTICS ON NORMAL MONTHLY MEANS(ALL DAYS)

| OCT | NOV | DEC | JAN | FEB | MARCH | APRIL | MAY | JUNE | JULY | AUG | SEPT |
|---|---|---|---|---|---|---|---|---|---|---|---|
| BY ROWS(MEAN,VARIANCE,STANDARD DEVIATION, SKEWNESS, COEFF. OF VARIATION,PERCENTAGE OF AVERAGE FLOW) | | | | | | | | | | | |
| 0.3776E+03 | 0.6929E+03 | 0.1176E+04 | 0.2022E+04 | 0.2037E+04 | 0.2613E+04 | 0.2823E+04 | 0.1852E+04 | 0.1349E+04 | 0.7763E+03 | 0.4500E+03 | 0.3214E+03 |
| 0.1314E+06 | 0.7671E+06 | 0.1535E+07 | 0.6104E+07 | 0.2255E+07 | 0.2386E+07 | 0.3783E+07 | 0.2698E+07 | 0.1943E+07 | 0.4190E+06 | 0.2196E+06 | 0.5223E+05 |
| 0.3624E+03 | 0.8759E+03 | 0.1239E+04 | 0.2471E+04 | 0.1502E+04 | 0.1545E+04 | 0.1945E+04 | 0.1642E+04 | 0.1394E+04 | 0.6473E+03 | 0.4686E+03 | 0.2285E+03 |
| 0.2356E+01 | 0.2753E+01 | 0.1363E+01 | 0.2424E+01 | 0.8192E+00 | 0.6317E+00 | 0.9410E+00 | 0.2660E+01 | 0.3133E+01 | 0.1741E+01 | 0.3130E+01 | 0.1008E+01 |
| 0.9597E+00 | 0.1264E+01 | 0.1053E+01 | 0.1222E+01 | 0.7370E+00 | 0.5910E+00 | 0.6890E+00 | 0.8869E+00 | 0.1033E+01 | 0.8338E+00 | 0.1041E+01 | 0.7112E+00 |
| 0.2290E+01 | 0.4201E+01 | 0.7132E+01 | 0.1226E+02 | 0.1235E+02 | 0.1585E+02 | 0.1712E+02 | 0.1123E+02 | 0.8182E+01 | 0.4707E+01 | 0.2729E+01 | 0.1949E+01 |

STATISTICS ON NORMAL ANNUAL MEANS(ALL DAYS)

| MEAN | VARIANCE | STANDARD DEVIATION | SKEWNESS | COEFF. OF VARIATION | SERIAL CORR |
|---|---|---|---|---|---|
| 0.1370E+04 | 0.3295E+06 | 0.5740E+03 | 0.6738E-01 | 0.4189E+00 | 0.3555E+00 |

STATISTICS ON LOG MONTHLY MEANS(ALL DAYS)

| OCT | NOV | DEC | JAN | FEB | MARCH | APRIL | MAY | JUNE | JULY | AUG | SEPT |
|---|---|---|---|---|---|---|---|---|---|---|---|
| BY ROWS(MEAN,VARIANCE,STANDARD DEVIATION, SKEWNESS, COEFF. OF VARIATION,PERCENTAGE OF AVERAGE FLOW) | | | | | | | | | | | |
| 0.2438E+01 | 0.2623E+01 | 0.2818E+01 | 0.3030E+01 | 0.3156E+01 | 0.3328E+01 | 0.3338E+01 | 0.3145E+01 | 0.2992E+01 | 0.2746E+01 | 0.2501E+01 | 0.2395E+01 |
| 0.1133E+00 | 0.1675E+00 | 0.2450E+00 | 0.2687E+00 | 0.1717E+00 | 0.9410E-01 | 0.1150E+00 | 0.1134E+00 | 0.1098E+00 | 0.1394E+00 | 0.1310E+00 | 0.1088E+00 |
| 0.3366E+00 | 0.4092E+00 | 0.4950E+00 | 0.5183E+00 | 0.4143E+00 | 0.3068E+00 | 0.3391E+00 | 0.3368E+00 | 0.3313E+00 | 0.3734E+00 | 0.3620E+00 | 0.3299E+00 |
| 0.4770E+00 | 0.7414E+00 | 0.7367E-01 | -0.1533E-01 | -0.6436E+00 | -0.8578E+00 | -0.4762E+00 | -0.3979E+00 | 0.4936E+00 | -0.1929E+00 | 0.9250E-01 | -0.2815E+00 |
| 0.1381E+00 | 0.1560E+00 | 0.1757E+00 | 0.1711E+00 | 0.1313E+00 | 0.9217E-01 | 0.1016E+00 | 0.1071E+00 | 0.1108E+00 | 0.1360E+00 | 0.1447E+00 | 0.1378E+00 |
| 0.7065E+01 | 0.7602E+01 | 0.8166E+01 | 0.8779E+01 | 0.9145E+01 | 0.9645E+01 | 0.9672E+01 | 0.9113E+01 | 0.8669E+01 | 0.7959E+01 | 0.7247E+01 | 0.6939E+01 |

STATISTICS ON LOG ANNUAL MEANS(ALL DAYS)

| MEAN | VARIANCE | STANDARD DEVIATION | SKEWNESS | COEFF. OF VARIATION | SERIAL CORR |
|---|---|---|---|---|---|
| 0.3088E+01 | 0.5282E-01 | 0.2298E+00 | -0.1200E+01 | 0.7443E-01 | 0.3096E+00 |

ANNUAL PEAKS

| | | | |
|---|---|---|---|
| 1904 | 46000 | 1941 | 3300 |
| 1905 | 8600 | 1942 | 12600 |
| 1906 | 21000 | 1943 | 37200 |
| 1912 | 24000 | 1944 | 24700 |
| 1913 | 70000 | 1945 | 14400 |
| 1914 | 14500 | 1946 | 9870 |
| 1915 | 13200 | 1947 | 11200 |
| 1916 | 46200 | 1948 | 20000 |
| 1917 | 17500 | 1949 | 17000 |
| 1918 | 17200 | 1950 | 27600 |
| 1919 | 32300 | 1951 | 17200 |
| 1920 | 25700 | 1952 | 17500 |
| 1921 | 23000 | 1953 | 11800 |
| 1922 | 31900 | 1954 | 6340 |
| 1923 | 21300 | 1955 | 9800 |
| 1924 | 27400 | 1956 | 31200 |
| 1925 | 21300 | 1957 | 28000 |
| 1926 | 28900 | 1958 | 30500 |
| 1927 | 39900 | 1959 | 17800 |
| 1928 | 14000 | 1960 | 10000 |
| 1929 | 17200 | 1961 | 21300 |
| 1930 | 36400 | 1962 | 22500 |
| 1931 | 3510 | 1963 | 28000 |
| 1932 | 14000 | 1964 | 35600 |
| 1933 | 32200 | 1965 | 12500 |
| 1934 | 5850 | 1966 | 4760 |
| 1935 | 11000 | 1967 | 18800 |
| 1936 | 16900 | 1968 | 17400 |
| 1937 | 32700 | 1969 | 20600 |
| 1938 | 25800 | 1970 | 10900 |
| 1939 | 23700 | 1971 | 13800 |
| 1940 | 10600 | 1972 | 17300 |
| | | 1973 | 12600 |

## 03353120 Pleasant Run at Arlington Avenue at Indianapolis, Ind.

LOCATION.--Lat 39°46'33", long 86°03'50", in SW¼NW¼ sec.2, T.15 N., R.4 E., Marion County, on right bank 46 ft (14 m) upstream from Arlington Avenue bridge in Indianapolis, and 0.5 mile (0.8 km) downstream from small left-bank tributary.

DRAINAGE AREA.--7.58 $mi^2$ (19.63 $km^2$).

### DURATION TABLE OF DAILY DISCHARGE FOR YEAR ENDING SEPTEMBER 30

| CLASS | 0 | 1 | 2 | 3 | 4 | 5 | 6 | 7 | 8 | 9 | 10 | 11 | 12 | 13 | 14 | 15 | 16 | 17 | 18 | 19 | 20 | 21 | 22 | 23 | 24 | 25 | 26 | 27 | 28 | 29 | 30 | 31 | 32 | 33 | 34 | |
|---|---|---|---|---|---|---|---|---|---|---|---|---|---|---|---|---|---|---|---|---|---|---|---|---|---|---|---|---|---|---|---|---|---|---|---|---|
| YEAR | NUMBER OF DAYS IN CLASS | | | | | | | | | | | | | | | | | | | | | | | | | | | | | | | | | | | CFS-DAYS |
| 1960 | 2 | | | 6 | 6 | 17 | 7 | 10 | 9 | 14 | 58 | 21 | 18 | 17 | 15 | 8 | 14 | 10 | 9 | 7 | 8 | 8 | | 2 | 3 | 2 | 1 | 1 | 1 | | | | | | | 2067.4 |
| 1961 | 35 | | | 17 | 21 | 45 | 23 | 28 | 20 | 13 | 16 | 19 | 22 | 13 | 11 | 9 | 14 | 10 | 6 | 14 | 4 | 6 | 6 | 3 | 2 | 1 | 3 | 1 | 1 | | 1 | 1 | | | | 2916.2 |
| 1962 | 6 | | | 13 | 28 | 35 | 18 | 21 | 11 | 19 | 24 | 22 | 27 | 28 | 24 | 20 | 22 | 8 | 6 | 8 | 5 | 7 | 3 | 4 | 1 | 1 | | 2 | 1 | 1 | | | | | | 2325.2 |
| 1963 | | | | 6 | 11 | 37 | 36 | 54 | 31 | 34 | 34 | 20 | 18 | 17 | 14 | 6 | 9 | 9 | 4 | 8 | | 5 | 1 | 3 | 2 | 2 | 2 | | | 1 | | | 1 | | | 2297.7 |
| 1964 | | | | 8 | 45 | 77 | 20 | 18 | 23 | 42 | 24 | 18 | 23 | 13 | 12 | 7 | 4 | 3 | 8 | 4 | 3 | 2 | 2 | 1 | 2 | | 3 | 1 | 1 | 1 | | | 1 | | | 2306.1 |
| 1965 | | | | 21 | 39 | 59 | 30 | 20 | 16 | 21 | 20 | 15 | 18 | 16 | 19 | 8 | 15 | 11 | 3 | 9 | 3 | 8 | 2 | 3 | 4 | 1 | 2 | 1 | 1 | | | | | | | 2141.2 |
| 1966 | | | | 8 | 10 | 28 | 14 | 28 | 13 | 68 | 31 | 46 | 32 | 19 | 18 | 15 | 13 | 2 | 4 | 5 | 5 | 2 | | 3 | | 1 | | | | | | | | | | 1187.6 |
| 1967 | | 3 | 1 | 23 | 19 | 23 | 18 | 19 | 37 | 32 | 39 | 29 | 30 | 26 | 8 | 13 | 7 | 6 | 10 | 4 | 2 | 3 | 4 | 3 | | 3 | 2 | | 1 | | | | | | | 1792.0 |
| 1968 | | | | 1 | 1 | 11 | 14 | 32 | 18 | 33 | 41 | 40 | 45 | 20 | 13 | 18 | 16 | 9 | 16 | 12 | 3 | 3 | 5 | 2 | 1 | 3 | 2 | 3 | 2 | 1 | 1 | | | | | 3299.8 |
| 1969 | | | | | 6 | 18 | 13 | 43 | 31 | 35 | 51 | 25 | 11 | 25 | 19 | 21 | 16 | 8 | 6 | 10 | 2 | 2 | 5 | 4 | 4 | 2 | 2 | 3 | 2 | | | 1 | | | | 3220.1 |
| 1970 | | | | 7 | 13 | 46 | 24 | 53 | 42 | 16 | 52 | 14 | 11 | 16 | 10 | 14 | 12 | 3 | 7 | 7 | 2 | 3 | 3 | 2 | 3 | 2 | 1 | 1 | | 1 | | | | | | 1894.2 |
| 1971 | | | | | 1 | 14 | 5 | 11 | 27 | 59 | 84 | 37 | 17 | 18 | 15 | 21 | 12 | 7 | 7 | 11 | 4 | 2 | 4 | 2 | 3 | | 2 | 1 | 1 | | | | | | | 2094.7 |
| 1972 | | | | | | 3 | | 18 | 36 | 57 | 28 | 31 | 31 | 35 | 18 | 23 | 10 | 18 | 9 | 12 | 12 | 6 | 3 | 4 | 4 | 1 | 3 | 1 | 2 | 1 | | | | | | 3183.3 |
| 1973 | | | | | | 4 | | 4 | 18 | 55 | 32 | 22 | 44 | 36 | 31 | 21 | 13 | 7 | 18 | 16 | 8 | 10 | 4 | 4 | 8 | 1 | 4 | 2 | 1 | 1 | 1 | | | | | 4004.4 |

| CLASS | CFS | TOTAL | ACCUM | PERCT | CLASS | CFS | TOTAL | ACCUM | PERCT | CLASS | CFS | TOTAL | ACCUM | PERCT | CLASS | CFS | TOTAL | ACCUM | PERCT |
|---|---|---|---|---|---|---|---|---|---|---|---|---|---|---|---|---|---|---|---|
| 0 | 0.00 | 43 | 5022 | 100.0 | 9 | 1.00 | 498 | 3335 | 66.4 | 18 | 11.0 | 113 | 579 | 11.5 | 27 | 120 | 17 | 45 | .8 |
| 1 | 0.06 | 3 | 4979 | 99.1 | 10 | 1.30 | 534 | 2837 | 56.5 | 19 | 14.0 | 127 | 466 | 9.3 | 28 | 160 | 14 | 28 | .5 |
| 2 | 0.09 | 1 | 4976 | 99.1 | 11 | 1.70 | 359 | 2303 | 45.9 | 20 | 19.0 | 61 | 339 | 6.8 | 29 | 200 | 7 | 14 | .2 |
| 3 | 0.10 | 110 | 4975 | 99.1 | 12 | 2.20 | 347 | 1944 | 38.7 | 21 | 24.0 | 67 | 278 | 5.5 | 30 | 270 | 3 | 7 | .1 |
| 4 | 0.20 | 200 | 4865 | 96.9 | 13 | 2.90 | 299 | 1597 | 31.8 | 22 | 32.0 | 42 | 211 | 4.2 | 31 | 350 | 2 | 4 | |
| 5 | 0.30 | 417 | 4665 | 92.9 | 14 | 3.80 | 227 | 1298 | 25.8 | 23 | 41.0 | 40 | 169 | 3.4 | 32 | 450 | 2 | 2 | |
| 6 | 0.50 | 222 | 4248 | 84.6 | 15 | 4.90 | 204 | 1071 | 21.3 | 24 | 54.0 | 37 | 129 | 2.6 | 33 | | | | |
| 7 | 0.60 | 359 | 4026 | 80.2 | 16 | 6.40 | 177 | 867 | 17.3 | 25 | 71.0 | 20 | 92 | 1.8 | 34 | | | | |
| 8 | 0.80 | 332 | 3667 | 73.0 | 17 | 8.40 | 111 | 690 | 13.7 | 26 | 92.0 | 27 | 72 | 1.4 | | | | | |

### LOWEST MEAN DISCHARGE, IN CFS, AND RANKING, FOR THE FOLLOWING NUMBER OF CONSECUTIVE DAYS IN YEAR ENDING MARCH 31

| YEAR | 1 | | 3 | | 7 | | 14 | | 30 | | 60 | | 90 | | 120 | | 183 | | ANNUAL | |
|---|---|---|---|---|---|---|---|---|---|---|---|---|---|---|---|---|---|---|---|---|
| 1961 | 0.00 | 1 | 0.00 | 1 | 0.00 | 1 | 0.00 | 1 | 0.30 | 1 | 0.60 | 3 | 0.80 | 4 | 0.90 | 3 | 1.10 | 2 | 6.50 | 8 |
| 1962 | 0.00 | 2 | 0.00 | 2 | 0.00 | 2 | 0.20 | 2 | 0.40 | 2 | 1.20 | 8 | 1.40 | 7 | 1.70 | 6 | 2.00 | 4 | 9.00 | 12 |
| 1963 | 0.00 | 3 | 0.00 | 3 | 0.10 | 3 | 0.20 | 3 | 0.70 | 9 | 1.40 | 11 | 1.90 | 10 | 1.70 | 7 | 2.10 | 6 | 6.70 | 9 |
| 1964 | 0.10 | 4 | 0.10 | 4 | 0.20 | 8 | 0.30 | 7 | 0.40 | 3 | 0.40 | 1 | 0.50 | 1 | 0.70 | 2 | 0.90 | 1 | 5.00 | 3 |
| 1965 | 0.10 | 5 | 0.10 | 5 | 0.10 | 4 | 0.20 | 4 | 0.40 | 4 | 0.60 | 4 | 0.60 | 3 | 1.00 | 4 | 2.00 | 5 | 6.30 | 7 |
| 1966 | 0.10 | 6 | 0.10 | 6 | 0.20 | 9 | 0.30 | 8 | 0.60 | 7 | 1.30 | 9 | 1.80 | 9 | 2.00 | 8 | 2.40 | 8 | 4.60 | 1 |
| 1967 | 0.10 | 7 | 0.10 | 7 | 0.10 | 5 | 0.30 | 9 | 0.70 | 10 | 1.40 | 10 | 1.30 | 5 | 1.40 | 5 | 1.90 | 3 | 4.70 | 2 |
| 1968 | 0.10 | 8 | 0.10 | 8 | 0.20 | 6 | 0.20 | 5 | 0.50 | 5 | 0.50 | 2 | 0.50 | 2 | 0.60 | 1 | 2.30 | 7 | 6.20 | 6 |
| 1969 | 0.20 | 10 | 0.30 | 12 | 0.40 | 12 | 0.50 | 10 | 0.90 | 11 | 1.10 | 6 | 1.40 | 6 | 2.60 | 10 | 3.60 | 10 | 8.50 | 11 |
| 1970 | 0.20 | 11 | 0.20 | 10 | 0.30 | 10 | 0.50 | 11 | 0.60 | 8 | 1.20 | 7 | 3.10 | 12 | 3.80 | 12 | 5.00 | 12 | 7.50 | 10 |
| 1971 | 0.10 | 9 | 0.10 | 9 | 0.20 | 7 | 0.20 | 6 | 0.50 | 6 | 0.90 | 5 | 1.70 | 8 | 2.10 | 9 | 3.10 | 9 | 6.10 | 5 |
| 1972 | 0.30 | 12 | 0.30 | 11 | 0.40 | 11 | 0.50 | 12 | 1.30 | 12 | 2.40 | 12 | 2.90 | 11 | 3.30 | 11 | 3.70 | 11 | 5.90 | 4 |
| 1973 | 0.60 | 13 | 0.60 | 13 | 0.70 | 13 | 1.00 | 13 | 2.00 | 13 | 4.40 | 13 | 5.10 | 13 | 6.00 | 13 | 6.30 | 13 | 10.90 | 13 |

### HIGHEST MEAN DISCHARGE, IN CFS, AND RANKING, FOR THE FOLLOWING NUMBER OF CONSECUTIVE DAYS IN YEAR ENDING SEPTEMBER 30

| YEAR | 1 | | 3 | | 7 | | 15 | | 30 | | 60 | | 90 | | 120 | | 183 | | ANNUAL | |
|---|---|---|---|---|---|---|---|---|---|---|---|---|---|---|---|---|---|---|---|---|
| 1961 | 434.0 | 3 | 160.0 | 5 | 88.1 | 3 | 68.0 | 1 | 44.7 | 1 | 31.4 | 1 | 27.0 | 1 | 21.2 | 1 | 14.6 | 1 | 8.0 | 5 |
| 1962 | 216.0 | 7 | 85.3 | 10 | 40.4 | 12 | 29.9 | 10 | 21.2 | 9 | 16.7 | 8 | 14.7 | 7 | 12.8 | 7 | 10.3 | 8 | 6.4 | 6 |
| 1963 | 574.0 | 1 | 228.0 | 2 | 105.0 | 2 | 60.1 | 3 | 44.5 | 2 | 26.7 | 3 | 18.6 | 3 | 15.2 | 4 | 10.8 | 7 | 6.3 | 7 |
| 1964 | 454.0 | 2 | 241.0 | 1 | 123.0 | 1 | 64.5 | 2 | 33.2 | 3 | 29.0 | 2 | 20.1 | 2 | 15.6 | 2 | 11.5 | 4 | 6.3 | 8 |
| 1965 | 188.0 | 10 | 118.0 | 7 | 54.3 | 8 | 26.3 | 11 | 19.8 | 11 | 15.7 | 9 | 14.4 | 8 | 13.3 | 6 | 9.6 | 9 | 5.9 | 9 |
| 1966 | 90.0 | 13 | 45.0 | 13 | 25.1 | 13 | 13.5 | 13 | 8.7 | 13 | 7.1 | 13 | 5.9 | 13 | 5.5 | 13 | 4.6 | 13 | 3.3 | 13 |
| 1967 | 165.0 | 12 | 118.0 | 8 | 63.7 | 7 | 36.7 | 7 | 20.0 | 10 | 12.1 | 11 | 9.8 | 11 | 8.8 | 11 | 8.5 | 10 | 4.9 | 12 |
| 1968 | 272.0 | 6 | 135.0 | 6 | 81.0 | 4 | 41.0 | 6 | 24.0 | 7 | 20.8 | 4 | 15.7 | 5 | 15.2 | 3 | 13.6 | 2 | 9.0 | 2 |
| 1969 | 420.0 | 4 | 163.0 | 4 | 73.8 | 6 | 50.3 | 4 | 29.9 | 4 | 19.5 | 5 | 15.2 | 6 | 12.6 | 8 | 11.5 | 5 | 8.8 | 3 |
| 1970 | 213.0 | 9 | 77.3 | 11 | 41.1 | 11 | 22.8 | 12 | 13.1 | 12 | 10.0 | 12 | 8.6 | 12 | 7.3 | 12 | 6.8 | 12 | 5.2 | 11 |
| 1971 | 182.0 | 11 | 74.0 | 12 | 53.9 | 9 | 30.9 | 9 | 24.4 | 6 | 15.3 | 10 | 11.9 | 10 | 9.9 | 10 | 7.6 | 11 | 5.7 | 10 |
| 1972 | 214.0 | 8 | 100.0 | 9 | 47.6 | 10 | 34.6 | 8 | 23.2 | 8 | 16.9 | 7 | 13.0 | 9 | 11.9 | 9 | 11.4 | 6 | 8.7 | 4 |
| 1973 | 291.0 | 5 | 167.0 | 3 | 76.3 | 5 | 45.9 | 5 | 26.5 | 5 | 18.7 | 6 | 16.4 | 4 | 14.3 | 5 | 13.4 | 3 | 11.0 | 1 |

STATISTICS ON NORMAL MONTHLY MEANS(ALL DAYS)

| OCT | NOV | DEC | JAN | FEB | MARCH | APRIL | MAY | JUNE | JULY | AUG | SEPT |
|---|---|---|---|---|---|---|---|---|---|---|---|
| BY ROWS(MEAN,VARIANCE,STANDARD DEVIATION, SKEWNESS, COEFF. OF VARIATION,PERCENTAGE OF AVERAGE FLOW) | | | | | | | | | | | |
| 0.2538E+01 | 0.5378E+01 | 0.7026E+01 | 0.7902E+01 | 0.7868E+01 | 0.1463E+02 | 0.1257E+02 | 0.7064E+01 | 0.4999E+01 | 0.6344E+01 | 0.3107E+01 | 0.3197E+01 |
| 0.5520E+01 | 0.4639E+02 | 0.4519E+02 | 0.4740E+02 | 0.4138E+02 | 0.1514E+03 | 0.7791E+02 | 0.4742E+02 | 0.3248E+02 | 0.3807E+02 | 0.8022E+01 | 0.1002E+02 |
| 0.2356E+01 | 0.6811E+01 | 0.6723E+01 | 0.6885E+01 | 0.6433E+01 | 0.1231E+02 | 0.8827E+01 | 0.6886E+01 | 0.5699E+01 | 0.6170E+01 | 0.2832E+01 | 0.3166E+01 |
| 0.1283E+01 | 0.2780E+01 | 0.8522E+00 | 0.1610E+01 | 0.2003E+01 | 0.1202E+01 | 0.5751E+00 | 0.1428E+01 | 0.2381E+01 | 0.1925E+01 | 0.1523E+01 | 0.1821E+01 |
| 0.9256E+00 | 0.1267E+01 | 0.5577E+00 | 0.6714E+00 | 0.8175E+00 | 0.8412E+00 | 0.7023E+00 | 0.9749E+00 | 0.1140E+01 | 0.9726E+00 | 0.9117E+00 | 0.9902E+00 |
| 0.3072E+01 | 0.6510E+01 | 0.8497E+01 | 0.9565E+01 | 0.9525E+01 | 0.1771E+02 | 0.1521E+02 | 0.8551E+01 | 0.6051E+01 | 0.7679E+01 | 0.3761E+01 | 0.3870E+01 |

STATISTICS ON NORMAL ANNUAL MEANS(ALL DAYS)

| MEAN | VARIANCE | STANDARD DEVIATION | SKEWNESS | COEFF. OF VARIATION | SERIAL CORR |
|---|---|---|---|---|---|
| 0.6678E+01 | 0.4397E+01 | 0.2097E+01 | 0.3197E+00 | 0.3048E+00 | 0.3565E+00 |

STATISTICS ON LOG MONTHLY MEANS(ALL DAYS)

| OCT | NOV | DEC | JAN | FEB | MARCH | APRIL | MAY | JUNE | JULY | AUG | SEPT |
|---|---|---|---|---|---|---|---|---|---|---|---|
| BY ROWS(MEAN,VARIANCE,STANDARD DEVIATION, SKEWNESS, COEFF. OF VARIATION,PERCENTAGE OF AVERAGE FLOW) | | | | | | | | | | | |
| 0.2123E+00 | 0.5398E+00 | 0.6191E+00 | 0.7599E+00 | 0.7878E+00 | 0.1014E+01 | 0.9666E+00 | 0.6769E+00 | 0.5085E+00 | 0.6231E+00 | 0.3540E+00 | 0.3152E+00 |
| 0.2031E+00 | 0.1456E+00 | 0.2420E+00 | 0.1315E+00 | 0.9799E-01 | 0.1569E+00 | 0.1550E+00 | 0.1572E+00 | 0.1680E+00 | 0.1855E+00 | 0.1203E+00 | 0.1899E+00 |
| 0.4507E+00 | 0.3815E+00 | 0.4920E+00 | 0.3626E+00 | 0.3130E+00 | 0.3961E+00 | 0.3937E+00 | 0.3964E+00 | 0.4099E+00 | 0.4307E+00 | 0.3468E+00 | 0.4358E+00 |
| -0.1154E+00 | 0.1089E+01 | -0.3322E-01 | 0.1115E+00 | 0.2873E+00 | -0.2155E+00 | -0.7329E+00 | 0.4208E+00 | 0.4082E+00 | -0.2271E+00 | 0.6168E+00 | 0.3498E-01 |
| 0.2123E+01 | 0.7068E+00 | 0.7946E+00 | 0.4772E+00 | 0.3973E+00 | 0.3905E+00 | 0.4073E+00 | 0.5857E+00 | 0.8062E+00 | 0.6912E+00 | 0.9796E+00 | 0.1383E+01 |
| 0.2877E+01 | 0.7317E+01 | 0.8392E+01 | 0.1030E+02 | 0.1068E+02 | 0.1375E+02 | 0.1310E+02 | 0.9175E+01 | 0.6892E+01 | 0.8445E+01 | 0.4799E+01 | 0.4273E+01 |

STATISTICS ON LOG ANNUAL MEANS(ALL DAYS)

| MEAN | VARIANCE | STANDARD DEVIATION | SKEWNESS | COEFF. OF VARIATION | SERIAL CORR |
|---|---|---|---|---|---|
| 0.8178E+00 | 0.1944E-01 | 0.1394E+00 | -0.5032E+00 | 0.1705E+00 | 0.3256E+00 |

**ANNUAL PEAKS**

| | |
|---|---|
| 1960 | 535 |
| 1961 | 1360 |
| 1962 | 650 |
| 1963 | 1610 |
| 1964 | 1590 |
| 1965 | 700 |
| 1966 | 262 |
| 1967 | 590 |
| 1968 | 1360 |
| 1969 | 1370 |
| 1970 | 645 |
| 1971 | 785 |
| 1972 | 858 |
| 1973 | 1020 |

## 03353160 Pleasant Run at Brookville Road at Indianapolis, Ind.

LOCATION.--Lat 39°45'52", long 86°05'43", in NE¼NW¼ sec.9, T.15 N., R.4 E., Marion County, on right bank at downstream side of Brookville Road bridge in Indianapolis, and 2.2 miles (3.5 km) downstream from Arlington Avenue.

DRAINAGE AREA.--10.1 mi² (26.2 km²).

### DURATION TABLE OF DAILY DISCHARGE FOR YEAR ENDING SEPTEMBER 30

| YEAR | 0 | 1 | 2 | 3 | 4 | 5 | 6 | 7 | 8 | 9 | 10 | 11 | 12 | 13 | 14 | 15 | 16 | 17 | 18 | 19 | 20 | 21 | 22 | 23 | 24 | 25 | 26 | 27 | 28 | 29 | 30 | 31 | 32 | 33 | 34 | CFS_DAYS |
|---|---|---|---|---|---|---|---|---|---|---|---|---|---|---|---|---|---|---|---|---|---|---|---|---|---|---|---|---|---|---|---|---|---|---|---|---|
| | NUMBER OF DAYS IN CLASS | | | | | | | | | | | | | | | | | | | | | | | | | | | | | | | | | | | |
| 1961 | 166 | | | | | | 12 | 14 | 13 | 18 | 16 | 11 | 22 | 19 | 13 | 11 | 10 | 12 | 14 | 16 | 17 | 8 | 14 | 5 | 5 | 2 | 4 | 1 | | 1 | 1 | | | | | 4178.3 |
| 1962 | 54 | | | | | | 11 | 5 | 10 | 20 | 17 | 24 | 31 | 18 | 32 | 34 | 28 | 16 | 9 | 14 | 14 | 7 | 6 | 7 | 3 | 1 | 2 | 1 | 1 | | | | | | | 2915.8 |
| 1963 | 36 | | | | | | 6 | 22 | 37 | 47 | 34 | 37 | 26 | 19 | 14 | 16 | 11 | 15 | 5 | 12 | 7 | 4 | 5 | 3 | 3 | 4 | | | 1 | | | 1 | | | | 2756.1 |
| 1964 | 100 | | | | | | 12 | 10 | 9 | 15 | 21 | 33 | 15 | 28 | 20 | 19 | 15 | 15 | 13 | 13 | 8 | 2 | 3 | 3 | 5 | | 3 | 2 | 1 | | 1 | | | | | 3187.8 |
| 1965 | 42 | | | | | | 26 | 19 | 8 | 20 | 34 | 16 | 23 | 37 | 20 | 27 | 16 | 16 | 10 | 12 | 12 | 4 | 9 | 5 | 3 | 3 | 2 | 1 | | | | | | | | 2687.4 |
| 1966 | 43 | | | | | | 25 | 16 | 6 | 15 | 18 | 50 | 56 | 44 | 22 | 23 | 8 | 12 | 6 | 7 | 2 | 5 | 2 | 4 | | 1 | | | | | | | | | | 1172.0 |
| 1967 | 9 | 1 | 2 | | 3 | 2 | 17 | 4 | 8 | 20 | 13 | 14 | 23 | 39 | 33 | 45 | 52 | 25 | 15 | 10 | 9 | 7 | 3 | 4 | 1 | 1 | 3 | 1 | 1 | | | | | | | 2762.9 |
| 1968 | 2 | | | | 1 | | 2 | 1 | 1 | 1 | 1 | 4 | 18 | 54 | 40 | 78 | 46 | 28 | 19 | 16 | 18 | 8 | 5 | 7 | 3 | 2 | 3 | 5 | 2 | 1 | | | | | | 5226.0 |
| 1969 | | | | | | | 5 | 1 | 5 | 6 | 10 | 12 | 32 | 41 | 37 | 51 | 38 | 27 | 24 | 31 | 11 | 6 | 4 | 3 | 8 | 3 | 4 | 3 | 2 | | 1 | | | | | 5369.8 |
| 1970 | | | | | | | | | 1 | 2 | 27 | 33 | 45 | 45 | 79 | 32 | 23 | 14 | 11 | 19 | 12 | 6 | 2 | 3 | 3 | 4 | 3 | | 1 | | | | | | | 2951.7 |
| 1971 | | | | | 1 | | 4 | 6 | 2 | 13 | 16 | 23 | 62 | 49 | 58 | 34 | 24 | 21 | 10 | 12 | 8 | 2 | 8 | 2 | 2 | 1 | 3 | 1 | | 1 | | | | | | 2715.8 |
| 1972 | | | | | | | | | 2 | 7 | 16 | 58 | 67 | 53 | 34 | 27 | 18 | 15 | 21 | 10 | 19 | 4 | 4 | 3 | 4 | 1 | | 3 | | | | | | | | 3737.9 |
| 1973 | | | | | | | 2 | | 4 | 11 | 8 | 25 | 26 | 26 | 24 | 45 | 78 | 36 | 14 | 17 | 7 | 12 | 7 | 3 | 6 | 8 | 3 | 1 | 1 | 1 | | | | | | 4668.1 |

| CLASS | CFS | TOTAL | ACCUM | PERCT | CLASS | CFS | TOTAL | ACCUM | PERCT | CLASS | CFS | TOTAL | ACCUM | PERCT | CLASS | CFS | TOTAL | ACCUM | PERCT |
|---|---|---|---|---|---|---|---|---|---|---|---|---|---|---|---|---|---|---|---|
| 0 | 0.00 | 392 | 4748 | 100.0 | 9 | 0.40 | 190 | 4022 | 84.7 | 18 | 8.2 | 165 | 862 | 18.2 | 27 | 170 | 16 | 37 | .7 |
| 1 | 0.01 | 1 | 4356 | 91.7 | 10 | 0.60 | 224 | 3832 | 80.7 | 19 | 11.0 | 200 | 697 | 14.7 | 28 | 240 | 13 | 21 | .4 |
| 2 | 0.02 | 2 | 4355 | 91.7 | 11 | 0.80 | 298 | 3608 | 76.0 | 20 | 16.0 | 135 | 497 | 10.5 | 29 | 330 | 4 | 8 | .1 |
| 3 | 0.03 | 0 | 4353 | 91.7 | 12 | 1.10 | 437 | 3310 | 69.7 | 21 | 22.0 | 90 | 362 | 7.6 | 30 | 460 | 3 | 4 | .0 |
| 4 | 0.05 | 5 | 4353 | 91.7 | 13 | 1.50 | 486 | 2873 | 60.5 | 22 | 31.0 | 72 | 272 | 5.7 | 31 | 650 | 1 | 1 | .0 |
| 5 | 0.07 | 2 | 4348 | 91.6 | 14 | 2.10 | 445 | 2387 | 50.3 | 23 | 44.0 | 53 | 200 | 4.2 | 32 | | | | |
| 6 | 0.10 | 122 | 4346 | 91.5 | 15 | 3.00 | 449 | 1942 | 40.9 | 24 | 62.0 | 45 | 147 | 3.1 | 33 | | | | |
| 7 | 0.20 | 98 | 4224 | 89.0 | 16 | 4.20 | 376 | 1493 | 31.4 | 25 | 86.0 | 34 | 102 | 2.1 | 34 | | | | |
| 8 | 0.30 | 104 | 4126 | 86.9 | 17 | 5.90 | 259 | 1117 | 23.5 | 26 | 120.0 | 31 | 68 | 1.4 | | | | | |

### LOWEST MEAN DISCHARGE, IN CFS, AND RANKING, FOR THE FOLLOWING NUMBER OF CONSECUTIVE DAYS IN YEAR ENDING MARCH 31

| YEAR | 1 | | 3 | | 7 | | 14 | | 30 | | 60 | | 90 | | 120 | | 183 | | ANNUAL | |
|---|---|---|---|---|---|---|---|---|---|---|---|---|---|---|---|---|---|---|---|---|
| 1961 | 0.00 | 1 | 0.00 | 1 | 0.00 | 1 | 0.00 | 1 | 0.04 | 2 | 0.62 | 2 | 1.01 | 3 | 1.03 | 2 | 1.34 | 1 | 8.12 | 5 |
| 1962 | 0.00 | 2 | 0.00 | 2 | 0.00 | 2 | 0.06 | 7 | 0.45 | 5 | 2.17 | 10 | 2.63 | 10 | 3.20 | 9 | 3.53 | 7 | 12.70 | 11 |
| 1963 | 0.00 | 3 | 0.00 | 3 | 0.00 | 3 | 0.01 | 5 | 0.47 | 6 | 0.87 | 3 | 1.24 | 6 | 1.25 | 4 | 1.87 | 3 | 8.12 | 6 |
| 1964 | 0.00 | 4 | 0.00 | 4 | 0.00 | 4 | 0.00 | 2 | 0.00 | 1 | 0.02 | 1 | 0.16 | 1 | 0.61 | 1 | 1.47 | 2 | 6.89 | 3 |
| 1965 | 0.00 | 5 | 0.00 | 5 | 0.00 | 5 | 0.00 | 3 | 0.31 | 3 | 0.93 | 4 | 0.75 | 2 | 1.49 | 6 | 2.77 | 6 | 8.38 | 7 |
| 1966 | 0.00 | 6 | 0.00 | 6 | 0.00 | 6 | 0.02 | 6 | 0.33 | 4 | 1.18 | 6 | 1.40 | 7 | 2.47 | 7 | 2.64 | 5 | 5.03 | 1 |
| 1967 | 0.00 | 7 | 0.00 | 7 | 0.00 | 7 | 0.00 | 4 | 0.56 | 7 | 1.26 | 7 | 1.22 | 4 | 1.43 | 5 | 2.26 | 4 | 6.48 | 2 |
| 1968 | 0.00 | 8 | 0.00 | 8 | 0.15 | 8 | 0.33 | 8 | 0.91 | 9 | 1.01 | 5 | 1.22 | 5 | 1.22 | 3 | 3.56 | 8 | 9.50 | 9 |
| 1969 | 0.15 | 10 | 0.18 | 10 | 0.41 | 11 | 0.42 | 10 | 0.65 | 8 | 1.36 | 8 | 1.86 | 8 | 3.26 | 10 | 6.19 | 12 | 13.50 | 13 |
| 1970 | 0.52 | 12 | 0.61 | 12 | 0.72 | 12 | 0.84 | 11 | 1.16 | 10 | 2.41 | 11 | 6.94 | 13 | 7.41 | 13 | 8.30 | 13 | 13.20 | 12 |
| 1971 | 0.16 | 11 | 0.23 | 11 | 0.33 | 10 | 0.89 | 12 | 1.19 | 11 | 1.88 | 9 | 2.58 | 9 | 3.05 | 8 | 4.06 | 9 | 8.67 | 8 |
| 1972 | 0.06 | 9 | 0.15 | 9 | 0.28 | 9 | 0.37 | 9 | 1.25 | 12 | 2.87 | 12 | 3.33 | 11 | 3.80 | 11 | 4.19 | 10 | 7.57 | 4 |
| 1973 | 0.62 | 13 | 0.70 | 13 | 0.97 | 13 | 1.11 | 13 | 1.46 | 13 | 4.61 | 13 | 5.12 | 12 | 5.66 | 12 | 6.11 | 11 | 11.60 | 10 |

### HIGHEST MEAN DISCHARGE, IN CFS, AND RANKING, FOR THE FOLLOWING NUMBER OF CONSECUTIVE DAYS IN YEAR ENDING SEPTEMBER 30

| YEAR | 1 | | 3 | | 7 | | 15 | | 30 | | 60 | | 90 | | 120 | | 183 | | ANNUAL | |
|---|---|---|---|---|---|---|---|---|---|---|---|---|---|---|---|---|---|---|---|---|
| 1961 | 560.0 | 3 | 226.0 | 4 | 131.0 | 2 | 103.0 | 1 | 66.3 | 1 | 43.4 | 1 | 37.0 | 1 | 29.9 | 1 | 20.9 | 1 | 11.4 | 4 |
| 1962 | 256.0 | 9 | 103.0 | 12 | 47.1 | 12 | 32.6 | 10 | 27.6 | 9 | 20.4 | 9 | 17.2 | 10 | 15.5 | 9 | 12.6 | 9 | 8.0 | 8 |
| 1963 | 650.0 | 1 | 263.0 | 2 | 124.0 | 3 | 73.4 | 4 | 55.0 | 2 | 33.2 | 4 | 23.2 | 5 | 18.9 | 5 | 13.5 | 7 | 7.6 | 9 |
| 1964 | 522.0 | 4 | 306.0 | 1 | 158.0 | 1 | 85.9 | 2 | 44.7 | 4 | 38.1 | 2 | 26.7 | 2 | 21.0 | 4 | 15.5 | 4 | 8.7 | 6 |
| 1965 | 214.0 | 12 | 136.0 | 9 | 64.2 | 9 | 31.7 | 11 | 26.7 | 10 | 19.6 | 10 | 17.7 | 8 | 16.5 | 7 | 12.0 | 10 | 7.4 | 12 |
| 1966 | 103.0 | 13 | 52.0 | 13 | 29.9 | 13 | 16.2 | 13 | 10.0 | 13 | 7.7 | 13 | 6.2 | 13 | 5.6 | 13 | 4.6 | 13 | 3.2 | 13 |
| 1967 | 241.0 | 11 | 188.0 | 7 | 98.3 | 6 | 54.9 | 6 | 30.5 | 7 | 18.0 | 11 | 14.9 | 11 | 13.6 | 11 | 13.0 | 8 | 7.6 | 10 |
| 1968 | 364.0 | 6 | 196.0 | 6 | 119.0 | 4 | 61.3 | 5 | 35.9 | 6 | 30.6 | 5 | 23.6 | 4 | 23.3 | 2 | 20.6 | 2 | 14.3 | 2 |
| 1969 | 646.0 | 2 | 252.0 | 3 | 118.0 | 5 | 79.9 | 3 | 48.5 | 3 | 33.4 | 3 | 25.1 | 3 | 22.5 | 3 | 20.0 | 3 | 14.7 | 1 |
| 1970 | 253.0 | 10 | 107.0 | 11 | 53.7 | 11 | 27.6 | 12 | 16.3 | 12 | 13.3 | 12 | 13.5 | 12 | 11.5 | 12 | 10.4 | 12 | 8.1 | 7 |
| 1971 | 335.0 | 7 | 165.0 | 8 | 73.2 | 8 | 47.4 | 8 | 38.6 | 5 | 23.2 | 6 | 17.3 | 9 | 14.3 | 10 | 10.6 | 11 | 7.4 | 11 |
| 1972 | 291.0 | 8 | 124.0 | 10 | 63.7 | 10 | 40.2 | 9 | 24.4 | 11 | 20.8 | 8 | 18.8 | 7 | 16.2 | 8 | 14.3 | 6 | 10.2 | 5 |
| 1973 | 378.0 | 5 | 204.0 | 5 | 92.5 | 7 | 51.3 | 7 | 29.4 | 8 | 21.5 | 7 | 19.0 | 6 | 16.8 | 6 | 15.2 | 5 | 12.8 | 3 |

STATISTICS ON NORMAL MONTHLY MEANS(ALL DAYS)

| OCT | NOV | DEC | JAN | FEB | MARCH | APRIL | MAY | JUNE | JULY | AUG | SEPT |
|---|---|---|---|---|---|---|---|---|---|---|---|
| BY ROWS(MEAN,VARIANCE,STANDARD DEVIATION, SKEWNESS, COEFF. OF VARIATION,PERCENTAGE OF AVERAGE FLOW) | | | | | | | | | | | |
| 0.2994E+01 | 0.6140E+01 | 0.9028E+01 | 0.1114E+02 | 0.1216E+02 | 0.1740E+02 | 0.1532E+02 | 0.1025E+02 | 0.7961E+01 | 0.9560E+01 | 0.4585E+01 | 0.4038E+01 |
| 0.1402E+02 | 0.6137E+02 | 0.7638E+02 | 0.9451E+02 | 0.9380E+02 | 0.2267E+03 | 0.1286E+03 | 0.1081E+03 | 0.5805E+02 | 0.9923E+02 | 0.2467E+02 | 0.1027E+02 |
| 0.3744E+01 | 0.7834E+01 | 0.8739E+01 | 0.9721E+01 | 0.9685E+01 | 0.1506E+02 | 0.1134E+02 | 0.1040E+02 | 0.7619E+01 | 0.9961E+01 | 0.4967E+01 | 0.3205E+01 |
| 0.1683E+01 | 0.2406E+01 | 0.9869E+00 | 0.2181E+01 | 0.2144E+01 | 0.1312E+01 | 0.7637E+00 | 0.1462E+01 | 0.1486E+01 | 0.2494E+01 | 0.2093E+01 | 0.6260E+00 |
| 0.1250E+01 | 0.1276E+01 | 0.9680E+00 | 0.8730E+00 | 0.7963E+00 | 0.8655E+00 | 0.7403E+00 | 0.1014E+01 | 0.9571E+00 | 0.1042E+01 | 0.1083E+01 | 0.7937E+00 |
| 0.2708E+01 | 0.5553E+01 | 0.8165E+01 | 0.1007E+02 | 0.1100E+02 | 0.1573E+02 | 0.1386E+02 | 0.9268E+01 | 0.7200E+01 | 0.8646E+01 | 0.4147E+01 | 0.3652E+01 |

STATISTICS ON NORMAL ANNUAL MEANS(ALL DAYS)

| MEAN | VARIANCE | STANDARD DEVIATION | SKEWNESS | COEFF. OF VARIATION | SERIAL CORR |
|---|---|---|---|---|---|
| 0.9307E+01 | 0.9670E+01 | 0.3110E+01 | 0.2334E+00 | 0.3341E+00 | 0.3265E+00 |

STATISTICS ON LOG MONTHLY MEANS(ALL DAYS)

| OCT | NOV | DEC | JAN | FEB | MARCH | APRIL | MAY | JUNE | JULY | AUG | SEPT |
|---|---|---|---|---|---|---|---|---|---|---|---|
| BY ROWS(MEAN,VARIANCE,STANDARD DEVIATION, SKEWNESS, COEFF. OF VARIATION,PERCENTAGE OF AVERAGE FLOW) | | | | | | | | | | | |
| 0.2394E+00 | 0.5758E+00 | 0.7203E+00 | 0.9169E+00 | 0.9668E+00 | 0.1088E+01 | 0.1037E+01 | 0.8242E+00 | 0.7244E+00 | 0.8077E+00 | 0.4986E+00 | 0.3750E+00 |
| 0.2525E+00 | 0.1797E+00 | 0.2647E+00 | 0.1264E+00 | 0.1276E+00 | 0.1535E+00 | 0.1731E+00 | 0.1670E+00 | 0.1691E+00 | 0.1668E+00 | 0.1271E+00 | 0.3986E+00 |
| 0.5025E+00 | 0.4239E+00 | 0.5145E+00 | 0.3555E+00 | 0.3572E+00 | 0.3919E+00 | 0.4160E+00 | 0.4087E+00 | 0.4112E+00 | 0.4084E+00 | 0.3566E+00 | 0.6314E+00 |
| 0.1537E+00 | 0.7162E+00 | -0.3418E+00 | -0.1477E+00 | -0.8007E+00 | -0.1118E+00 | -0.6861E+00 | 0.5192E+00 | 0.1930E+00 | -0.5793E-01 | 0.1066E+01 | -0.2040E+01 |
| 0.2099E+01 | 0.7362E+00 | 0.7144E+00 | 0.3877E+00 | 0.3694E+00 | 0.3602E+00 | 0.4011E+00 | 0.4958E+00 | 0.5676E+00 | 0.5056E+00 | 0.7151E+00 | 0.1684E+01 |
| 0.2728E+01 | 0.6562E+01 | 0.8209E+01 | 0.1045E+02 | 0.1102E+02 | 0.1240E+02 | 0.1182E+02 | 0.9394E+01 | 0.8256E+01 | 0.9205E+01 | 0.5683E+01 | 0.4274E+01 |

STATISTICS ON LOG ANNUAL MEANS(ALL DAYS)

| MEAN | VARIANCE | STANDARD DEVIATION | SKEWNESS | COEFF. OF VARIATION | SERIAL CORR |
|---|---|---|---|---|---|
| 0.9429E+00 | 0.2711E-01 | 0.1647E+00 | -0.1154E+01 | 0.1746E+00 | 0.2813E+00 |

ANNUAL PEAKS

| | |
|---|---|
| 1960 | 860 |
| 1961 | 1560 |
| 1962 | 670 |
| 1963 | 2010 |
| 1964 | 1840 |
| 1965 | 775 |
| 1966 | 367 |
| 1967 | 790 |
| 1968 | 1660 |
| 1969 | 1950 |
| 1970 | 1240 |
| 1971 | 958 |
| 1972 | 1080 |
| 1973 | 1200 |

## 03353180 Bean Creek at Indianapolis, Ind.

LOCATION.--Lat 39°43'45", long 86°07'14", in NW¼SW¼ sec.20, T.15 N., R.4 E., Marion County, on left bank 80 ft (24 m) upstream from Keystone Avenue bridge and west edge of Sarah Shank Golf Course in Indianapolis.

DRAINAGE AREA.--4.40 $mi^2$ (11.40 $km^2$).

DURATION TABLE OF DAILY DISCHARGE FOR YEAR ENDING SEPTEMBER 30

| CLASS | 0 | 1 | 2 | 3 | 4 | 5 | 6 | 7 | 8 | 9 | 10 | 11 | 12 | 13 | 14 | 15 | 16 | 17 | 18 | 19 | 20 | 21 | 22 | 23 | 24 | 25 | 26 | 27 | 28 | 29 | 30 | 31 | 32 | 33 | 34 | CFS-DAYS |
|---|---|---|---|---|---|---|---|---|---|---|---|---|---|---|---|---|---|---|---|---|---|---|---|---|---|---|---|---|---|---|---|---|---|---|---|---|
| YEAR | NUMBER OF DAYS IN CLASS | | | | | | | | | | | | | | | | | | | | | | | | | | | | | | | | | | | |
| 1971 | | 10 | 6 | 4 | 5 | 13 | 18 | 60 | 29 | 43 | 43 | 22 | 20 | 28 | 11 | 9 | 7 | 6 | 6 | 5 | 4 | 5 | 2 | 1 | 2 | 1 | 1 | 2 | | | 1 | | | 1 | | 1649.3 |
| 1972 | | | | 6 | 24 | 11 | 36 | 21 | 41 | 49 | 29 | 22 | 18 | 20 | 19 | 11 | 15 | 7 | 4 | 10 | 11 | 1 | 2 | | 1 | 3 | | 2 | 3 | | | | | | | 1954.4 |
| 1973 | | 8 | 8 | 15 | 27 | 21 | 10 | 23 | 6 | 23 | 30 | 21 | 13 | 16 | 13 | 16 | 20 | 16 | 11 | 5 | 11 | 12 | 8 | 11 | 4 | 2 | 3 | 1 | 3 | 5 | 1 | | 1 | | 1 | 2714.2 |

| CLASS | CFS | TOTAL | ACCUM | PERCT | CLASS | CFS | TOTAL | ACCUM | PERCT | CLASS | CFS | TOTAL | ACCUM | PERCT | CLASS | CFS | TOTAL | ACCUM | PERCT |
|---|---|---|---|---|---|---|---|---|---|---|---|---|---|---|---|---|---|---|---|
| 0 | 0.00 | 0 | 1096 | 100.0 | 9 | 2.40 | 107 | 735 | 67.1 | 18 | 9.2 | 24 | 154 | 14.1 | 27 | 35 | 3 | 21 | 1.9 |
| 1 | 0.70 | 18 | 1096 | 100.0 | 10 | 2.80 | 122 | 628 | 57.3 | 19 | 11.0 | 14 | 130 | 11.9 | 28 | 40 | 5 | 18 | 1.6 |
| 2 | 0.90 | 14 | 1078 | 98.4 | 11 | 3.30 | 72 | 506 | 46.2 | 20 | 12.0 | 25 | 116 | 10.6 | 29 | 47 | 8 | 13 | 1.1 |
| 3 | 1.00 | 19 | 1064 | 97.1 | 12 | 3.80 | 55 | 434 | 39.6 | 21 | 14.0 | 28 | 91 | 8.3 | 30 | 54 | 2 | 5 | .4 |
| 4 | 1.20 | 38 | 1045 | 95.3 | 13 | 4.40 | 62 | 379 | 34.6 | 22 | 17.0 | 11 | 63 | 5.7 | 31 | 63 | | 3 | .2 |
| 5 | 1.40 | 58 | 1007 | 91.9 | 14 | 5.10 | 44 | 317 | 28.9 | 23 | 19.0 | 14 | 52 | 4.7 | 32 | 73 | 1 | 3 | .2 |
| 6 | 1.60 | 39 | 949 | 86.6 | 15 | 5.90 | 44 | 273 | 24.9 | 24 | 22.0 | 6 | 38 | 3.5 | 33 | 85 | | 2 | .1 |
| 7 | 1.80 | 119 | 910 | 83.0 | 16 | 6.90 | 38 | 229 | 20.9 | 25 | 26.0 | 4 | 32 | 2.9 | 34 | 98 | 2 | 2 | .1 |
| 8 | 2.10 | 56 | 791 | 72.2 | 17 | 8.00 | 37 | 191 | 17.4 | 26 | 30.0 | 7 | 28 | 2.6 | | | | | |

LOWEST MEAN DISCHARGE, IN CFS, AND RANKING, FOR THE FOLLOWING NUMBER OF CONSECUTIVE DAYS IN YEAR ENDING MARCH 31

| YEAR | 1 | | 3 | | 7 | | 14 | | 30 | | 60 | | 90 | | 120 | | 183 | | ANNUAL | |
|---|---|---|---|---|---|---|---|---|---|---|---|---|---|---|---|---|---|---|---|---|
| 1972 | 1.20 | 2 | 1.30 | 2 | 1.40 | 2 | 1.60 | 1 | 1.80 | 1 | 2.30 | 1 | 2.60 | 1 | 2.60 | 1 | 3.10 | 1 | 4.30 | 1 |
| 1973 | 1.00 | 1 | 1.10 | 1 | 1.30 | 1 | 1.70 | 2 | 2.00 | 2 | 3.00 | 2 | 3.20 | 2 | 3.30 | 2 | 4.00 | 2 | 7.40 | 2 |

HIGHEST MEAN DISCHARGE, IN CFS, AND RANKING, FOR THE FOLLOWING NUMBER OF CONSECUTIVE DAYS IN YEAR ENDING SEPTEMBER 30

| YEAR | 1 | | 3 | | 7 | | 15 | | 30 | | 60 | | 90 | | 120 | | 183 | | ANNUAL | |
|---|---|---|---|---|---|---|---|---|---|---|---|---|---|---|---|---|---|---|---|---|
| 1971 | 135.0 | 1 | 56.0 | 2 | 25.1 | 2 | 17.1 | 2 | 15.6 | 2 | 10.7 | 2 | 8.1 | 2 | 7.4 | 3 | 6.2 | 3 | 4.5 | 3 |
| 1972 | 53.0 | 3 | 34.3 | 3 | 21.2 | 3 | 16.8 | 3 | 12.4 | 3 | 9.2 | 3 | 7.8 | 3 | 7.5 | 2 | 7.0 | 2 | 5.3 | 2 |
| 1973 | 98.0 | 2 | 65.7 | 1 | 32.5 | 1 | 21.1 | 1 | 17.7 | 1 | 12.0 | 1 | 11.1 | 1 | 9.9 | 1 | 10.0 | 1 | 7.4 | 1 |

STATISTICS ON NORMAL MONTHLY MEANS(ALL DAYS)

| OCT | NOV | DEC | JAN | FEB | MARCH | APRIL | MAY | JUNE | JULY | AUG | SEPT |
|---|---|---|---|---|---|---|---|---|---|---|---|
| BY ROWS(MEAN,VARIANCE,STANDARD DEVIATION, SKEWNESS, COEFF. OF VARIATION,PERCENTAGE OF AVERAGE FLOW) | | | | | | | | | | | |
| 0.2682E+01 | 0.6147E+01 | 0.7228E+01 | 0.4898E+01 | 0.8531E+01 | 0.9329E+01 | 0.7680E+01 | 0.4069E+01 | 0.7436E+01 | 0.5082E+01 | 0.2894E+01 | 0.3345E+01 |
| 0.4475E+00 | 0.4449E+02 | 0.1653E+02 | 0.5523E+01 | 0.4405E+02 | 0.3353E+02 | 0.1966E+02 | 0.8391E+00 | 0.1388E+02 | 0.5730E+01 | 0.3696E+00 | 0.1647E+01 |
| 0.6652E+00 | 0.6670E+01 | 0.4065E+01 | 0.2350E+01 | 0.6637E+01 | 0.5791E+01 | 0.4434E+01 | 0.9160E+00 | 0.3725E+01 | 0.2394E+01 | 0.6080E+00 | 0.1283E+01 |
| -0.1341E+01 | 0.1701E+01 | -0.1394E+01 | 0.5147E-01 | 0.1298E+01 | 0.1718E+01 | 0.1082E+00 | -0.8342E+00 | 0.6260E+00 | 0.1292E+01 | -0.1617E+01 | -0.2979E+00 |
| 0.2322E+00 | 0.1085E+01 | 0.5624E+00 | 0.4798E+00 | 0.7780E+00 | 0.6207E+00 | 0.5774E+00 | 0.2251E+00 | 0.5010E+00 | 0.4740E+00 | 0.2101E+00 | 0.3837E+00 |
| 0.4145E+01 | 0.8842E+01 | 0.1040E+02 | 0.7045E+01 | 0.1227E+02 | 0.1342E+02 | 0.1105E+02 | 0.5853E+01 | 0.1070E+02 | 0.7310E+01 | 0.4162E+01 | 0.4811E+01 |

STATISTICS ON NORMAL ANNUAL MEANS(ALL DAYS)

| MEAN | VARIANCE | STANDARD DEVIATION | SKEWNESS | COEFF. OF VARIATION | SERIAL CORR |
|---|---|---|---|---|---|
| 0.5765E+01 | 0.2264E+01 | 0.1505E+01 | 0.1170E+01 | 0.2610E+00 | 0.1000E+01 |

STATISTICS CN LOG MCNTHLY MEANS(ALL DAYS)

| OCT | NOV | DEC | JAN | FEB | MARCH | APRIL | MAY | JUNE | JULY | AUG | SEPT |
|---|---|---|---|---|---|---|---|---|---|---|---|
| BY ROWS(MEAN,VARIANCE,STANDARD DEVIATION, SKEWNESS, COEFF. OF VARIATION,PERCENTAGE OF AVERAGE FLOW) | | | | | | | | | | | |
| 0.4511E+00 | 0.6170E+00 | 0.7918E+00 | 0.6524E+00 | 0.8392E+00 | 0.9194E+00 | 0.8277E+00 | 0.6016E+00 | 0.8328E+00 | 0.6752E+00 | 0.4544E+00 | 0.5007E+00 |
| 0.1173E-01 | 0.2123E+00 | 0.1044E+00 | 0.5213E-01 | 0.1216E+00 | 0.6120E-01 | 0.8227E-01 | 0.1058E-01 | 0.5164E-01 | 0.3919E-01 | 0.9608E-02 | 0.3253E-01 |
| 0.1083E+00 | 0.4600E+00 | 0.3232E+00 | 0.2283E+00 | 0.3487E+00 | 0.2474E+00 | 0.2868E+00 | 0.1028E+00 | 0.2272E+00 | 0.1980E+00 | 0.9802E-01 | 0.1804E+00 |
| -0.1464E+01 | 0.1500E+01 | -0.1619E+01 | -0.6782E+00 | 0.4260E+00 | 0.1692E+01 | -0.7838E+00 | -0.1075E+01 | -0.1276E+00 | 0.8737E+00 | -0.1652E+01 | -0.8323E+00 |
| 0.2401E+00 | 0.7468E+00 | 0.4081E+00 | 0.3500E+00 | 0.4155E+00 | 0.2691E+00 | 0.3466E+00 | 0.1709E+00 | 0.2729E+00 | 0.2932E+00 | 0.2157E+00 | 0.3602E+00 |
| 0.5525E+01 | 0.7558E+01 | 0.9700E+01 | 0.7992E+01 | 0.1028E+02 | 0.1126E+02 | 0.1014E+02 | 0.7370E+01 | 0.1020E+02 | 0.8271E+01 | 0.5566E+01 | 0.6133E+01 |

STATISTICS CN LOG ANNUAL MEANS(ALL DAYS)

| MEAN | VARIANCE | STANDARD DEVIATION | SKEWNESS | COEFF. OF VARIATION | SERIAL CORR |
|---|---|---|---|---|---|
| 0.7513E+00 | 0.1213E-01 | 0.1101E+00 | 0.9258E+00 | 0.1466E+00 | 0.1000E+01 |

ANNUAL PEAKS

| | |
|---|---|
| 1971 | 358 |
| 1972 | 149 |
| 1973 | 284 |

## 03353200 Eagle Creek at Zionsville, Ind.

LOCATION.--Lat 39°56'56", long 86°15'22", in SW¼NW¼ sec.1, T.17 N., R.2 E., Boone County, on downstream side of second pier from right bank of bridge on State Highway 334 at Zionsville, and 200 ft (61 m) upstream from Long Branch.

DRAINAGE AREA.--103 mi² (267 km²).

DURATION TABLE OF DAILY DISCHARGE FOR YEAR ENDING SEPTEMBER 30

| CLASS | 0 | 1 | 2 | 3 | 4 | 5 | 6 | 7 | 8 | 9 | 10 | 11 | 12 | 13 | 14 | 15 | 16 | 17 | 18 | 19 | 20 | 21 | 22 | 23 | 24 | 25 | 26 | 27 | 28 | 29 | 30 | 31 | 32 | 33 | 34 | |
|---|---|---|---|---|---|---|---|---|---|---|---|---|---|---|---|---|---|---|---|---|---|---|---|---|---|---|---|---|---|---|---|---|---|---|---|---|
| YEAR | NUMBER OF DAYS IN CLASS | | | | | | | | | | | | | | | | | | | | | | | | | | | | | | | | | | | CFS_DAYS |
| 1958 | | | | | | | | | | | | | | 13 | 2 | | 8 | 42 | 55 | 60 | 64 | 35 | 21 | 19 | 18 | 11 | 5 | 2 | 2 | 6 | 2 | | | | | 65612.4 |
| 1959 | 13 | | | | | | | 5 | 1 | 2 | 5 | 10 | 8 | 11 | 9 | 16 | 12 | 29 | 44 | 29 | 25 | 26 | 39 | 32 | 24 | 12 | 5 | 2 | 2 | 1 | 1 | | | | | 36747.7 |
| 1960 | | | | | | | | | | 2 | 8 | 11 | 12 | 16 | 15 | 14 | 18 | 29 | 22 | 62 | 56 | 34 | 28 | 9 | 11 | 4 | 7 | 3 | 3 | 2 | | | | | | 27959.8 |
| 1961 | | | | | | | | | | 9 | 23 | 13 | 27 | 51 | 17 | 24 | 11 | 25 | 28 | 19 | 18 | 19 | 17 | 14 | 17 | 12 | 9 | 4 | 5 | | 2 | 1 | | | | 36584.8 |
| 1962 | | | | | | | | | | | | | 4 | 26 | 28 | 9 | 23 | 17 | 25 | 31 | 56 | 52 | 37 | 18 | 12 | 13 | 4 | 4 | | 2 | 1 | 1 | | | | 36662.2 |
| 1963 | 5 | | | | | | 2 | 7 | 4 | 3 | 8 | 6 | 9 | 24 | 17 | 33 | 71 | 30 | 23 | 27 | 21 | 11 | 13 | 13 | 13 | 8 | 5 | 4 | 1 | 1 | 1 | 1 | | | | 27895.1 |
| 1964 | 34 | | | | | | 3 | 4 | 5 | 3 | 33 | 14 | 22 | 33 | 14 | 30 | 22 | 21 | 16 | 19 | 15 | 17 | 16 | 11 | 12 | 5 | 8 | 4 | 2 | | 1 | 1 | 1 | | | 32336.6 |
| 1965 | 15 | | | | | | 2 | 4 | 21 | 19 | 33 | 18 | 14 | 19 | 13 | 17 | 17 | 20 | 19 | 25 | 18 | 31 | 20 | 11 | 8 | 8 | 7 | 2 | 2 | 1 | 1 | | | | | 23914.2 |
| 1966 | 70 | | | | | | 2 | 2 | 1 | 2 | 3 | 1 | 20 | 17 | 51 | 16 | 22 | 22 | 42 | 33 | 21 | 18 | 8 | 7 | 5 | 1 | 1 | | | | | | | | | 8877.4 |
| 1967 | 95 | | | | | | 3 | 1 | 5 | 6 | 6 | 6 | 6 | 8 | 9 | 5 | 8 | 10 | 18 | 28 | 42 | 21 | 28 | 20 | 13 | 11 | 6 | 5 | 1 | 3 | 1 | | | | | 32247.2 |
| 1968 | 25 | | | | | 1 | | | 7 | 5 | 8 | 12 | 20 | 26 | 5 | 10 | 12 | 29 | 42 | 26 | 26 | 20 | 17 | 24 | 20 | 13 | 7 | 5 | | 4 | 2 | | | | | 38013.1 |
| 1969 | | | | | | | 1 | 3 | 6 | 7 | | 4 | 29 | 12 | 15 | 9 | 10 | 16 | 38 | 37 | 49 | 36 | 27 | 24 | 9 | 16 | 7 | 4 | 2 | 1 | 3 | | | | | 38558.4 |
| 1970 | | 2 | | | 1 | | 2 | 3 | 4 | 9 | 7 | 12 | 16 | 20 | 16 | 9 | 15 | 5 | 28 | 27 | 59 | 47 | 29 | 18 | 12 | 9 | 5 | 6 | 2 | 1 | 1 | | | | | 32613.9 |
| 1971 | 2 | | | | 1 | | 1 | | 6 | 6 | 12 | 11 | 15 | 13 | 19 | 19 | 21 | 44 | 45 | 40 | 33 | 21 | 19 | 11 | 13 | 6 | 4 | 2 | 1 | | | | | | | 19747.8 |
| 1972 | | | | | | | | | | 3 | 5 | 15 | 20 | 33 | 44 | 26 | 6 | 8 | 36 | 36 | 34 | 25 | 24 | 20 | 13 | 4 | 3 | 6 | 2 | 2 | 1 | | | | | 29465.7 |
| 1973 | | | | | | | | | | | | | | | 19 | 22 | 11 | 15 | 29 | 29 | 38 | 28 | 63 | 31 | 29 | 19 | 16 | 8 | 3 | 4 | 1 | | | | | 56407.1 |

| CLASS | CFS | TOTAL | ACCUM | PERCT | CLASS | CFS | TOTAL | ACCUM | PERCT | CLASS | CFS | TOTAL | ACCUM | PERCT | CLASS | CFS | TOTAL | ACCUM | PERCT |
|---|---|---|---|---|---|---|---|---|---|---|---|---|---|---|---|---|---|---|---|
| 0 | 0.00 | 263 | 5844 | 100.0 | 9 | 6.50 | 76 | 5471 | 93.6 | 18 | 17.0 | 497 | 3406 | 58.3 | 27 | 610 | 64 | 145 | 2.4 |
| 1 | 0.01 | 2 | 5581 | 95.5 | 10 | 0.70 | 151 | 5395 | 92.3 | 19 | 26.0 | 523 | 2909 | 49.8 | 28 | 910 | 28 | 81 | 1.3 |
| 2 | 0.02 | 0 | 5579 | 95.5 | 11 | 1.10 | 133 | 5244 | 89.7 | 20 | 38.0 | 571 | 2386 | 40.8 | 29 | 1300 | 23 | 53 | .9 |
| 3 | 0.03 | 0 | 5579 | 95.5 | 12 | 1.60 | 222 | 5111 | 87.5 | 21 | 57.0 | 472 | 1815 | 31.1 | 30 | 2000 | 22 | 30 | .5 |
| 4 | 0.04 | 2 | 5579 | 95.5 | 13 | 2.40 | 311 | 4889 | 83.7 | 22 | 85.0 | 420 | 1343 | 23.0 | 31 | 3000 | 7 | 8 | .1 |
| 5 | 0.07 | 1 | 5577 | 95.4 | 14 | 3.60 | 304 | 4578 | 78.3 | 23 | 130.0 | 284 | 923 | 15.8 | 32 | 4400 | 1 | 1 | .0 |
| 6 | 0.10 | 16 | 5576 | 95.4 | 15 | 5.30 | 261 | 4274 | 73.1 | 24 | 190.0 | 230 | 639 | 10.9 | 33 | | | | |
| 7 | 0.20 | 29 | 5560 | 95.1 | 16 | 7.90 | 279 | 4013 | 68.7 | 25 | 280.0 | 159 | 409 | 7.0 | 34 | | | | |
| 8 | 0.30 | 60 | 5531 | 94.6 | 17 | 12.00 | 328 | 3734 | 63.9 | 26 | 410.0 | 105 | 250 | 4.3 | | | | | |

LOWEST MEAN DISCHARGE, IN CFS, AND RANKING, FOR THE FOLLOWING NUMBER OF CONSECUTIVE DAYS IN YEAR ENDING MARCH 31

| YEAR | 1 | | 3 | | 7 | | 14 | | 30 | | 60 | | 90 | | 120 | | 183 | | ANNUAL | |
|---|---|---|---|---|---|---|---|---|---|---|---|---|---|---|---|---|---|---|---|---|
| 1959 | 13.00 | 15 | 13.30 | 15 | 15.00 | 15 | 15.70 | 15 | 17.60 | 15 | 25.00 | 15 | 34.00 | 14 | 49.80 | 14 | 114.00 | 15 | 183.00 | 15 |
| 1960 | 0.00 | 1 | 0.00 | 1 | 0.00 | 1 | 0.11 | 5 | 0.85 | 9 | 1.31 | 8 | 3.30 | 8 | 5.05 | 9 | 12.30 | 8 | 71.90 | 7 |
| 1961 | 0.60 | 10 | 0.60 | 10 | 0.60 | 10 | 0.65 | 9 | 0.73 | 8 | 1.09 | 6 | 1.64 | 5 | 1.97 | 5 | 3.59 | 2 | 62.10 | 5 |
| 1962 | 1.40 | 12 | 1.47 | 12 | 1.54 | 12 | 1.78 | 12 | 3.30 | 12 | 16.80 | 13 | 19.50 | 13 | 29.40 | 13 | 41.20 | 13 | 150.00 | 14 |
| 1963 | 2.10 | 14 | 2.23 | 14 | 2.73 | 14 | 3.23 | 14 | 5.17 | 14 | 5.59 | 12 | 9.93 | 12 | 15.80 | 11 | 15.80 | 10 | 66.30 | 6 |
| 1964 | 0.00 | 2 | 0.00 | 2 | 0.00 | 2 | 0.00 | 1 | 0.03 | 4 | 0.31 | 4 | 0.91 | 4 | 1.44 | 4 | 2.63 | 1 | 60.70 | 3 |
| 1965 | 0.00 | 3 | 0.00 | 3 | 0.00 | 3 | 0.00 | 2 | 0.01 | 3 | 0.16 | 3 | 0.43 | 3 | 0.69 | 3 | 3.94 | 3 | 90.10 | 9 |
| 1966 | 0.20 | 8 | 0.20 | 7 | 0.29 | 8 | 0.45 | 8 | 0.50 | 5 | 1.72 | 9 | 4.69 | 11 | 4.90 | 8 | 7.03 | 6 | 45.10 | 1 |
| 1967 | 0.00 | 4 | 0.00 | 4 | 0.00 | 4 | 0.00 | 3 | 0.00 | 1 | 0.00 | 1 | 0.00 | 1 | 0.05 | 1 | 6.88 | 5 | 72.90 | 8 |
| 1968 | 0.00 | 5 | 0.00 | 5 | 0.00 | 5 | 0.00 | 4 | 0.00 | 2 | 0.00 | 2 | 0.04 | 2 | 0.39 | 2 | 4.71 | 4 | 92.20 | 10 |
| 1969 | 0.16 | 7 | 0.26 | 8 | 0.27 | 7 | 0.34 | 7 | 0.55 | 6 | 0.95 | 5 | 3.60 | 9 | 13.90 | 10 | 23.20 | 11 | 106.00 | 12 |
| 1970 | 1.40 | 13 | 1.47 | 13 | 1.57 | 13 | 1.83 | 13 | 4.39 | 13 | 22.10 | 14 | 56.80 | 15 | 68.80 | 15 | 69.90 | 14 | 101.00 | 11 |
| 1971 | 0.00 | 6 | 0.02 | 6 | 0.12 | 6 | 0.32 | 6 | 0.56 | 7 | 1.10 | 7 | 2.95 | 7 | 3.43 | 7 | 10.60 | 7 | 61.90 | 4 |
| 1972 | 0.31 | 9 | 0.34 | 9 | 0.48 | 9 | 0.92 | 10 | 0.98 | 10 | 1.97 | 10 | 2.49 | 6 | 3.11 | 6 | 15.00 | 9 | 55.20 | 2 |
| 1973 | 0.69 | 11 | 0.74 | 11 | 0.85 | 11 | 1.39 | 11 | 1.61 | 11 | 2.87 | 11 | 3.78 | 10 | 19.80 | 12 | 33.30 | 12 | 150.00 | 13 |

HIGHEST MEAN DISCHARGE, IN CFS, AND RANKING, FOR THE FOLLOWING NUMBER OF CONSECUTIVE DAYS IN YEAR ENDING SEPTEMBER 30

| YEAR | 1 | | 3 | | 7 | | 15 | | 30 | | 60 | | 90 | | 120 | | 183 | | ANNUAL | |
|---|---|---|---|---|---|---|---|---|---|---|---|---|---|---|---|---|---|---|---|---|
| 1958 | 4390.0 | 2 | 2590.0 | 2 | 1950.0 | 1 | 958.0 | 1 | 525.0 | 3 | 489.0 | 1 | 384.0 | 1 | 309.0 | 1 | 222.0 | 2 | 180.0 | 1 |
| 1959 | 3890.0 | 5 | 1770.0 | 6 | 938.0 | 10 | 570.0 | 9 | 490.0 | 6 | 342.0 | 5 | 280.0 | 4 | 244.0 | 3 | 185.0 | 4 | 101.0 | 5 |
| 1960 | 1500.0 | 14 | 835.0 | 14 | 624.0 | 14 | 357.0 | 14 | 245.0 | 14 | 178.0 | 14 | 158.0 | 14 | 141.0 | 14 | 123.0 | 14 | 76.4 | 12 |
| 1961 | 3040.0 | 6 | 1570.0 | 10 | 1290.0 | 3 | 774.0 | 3 | 532.0 | 2 | 395.0 | 3 | 314.0 | 2 | 269.0 | 2 | 192.0 | 3 | 100.0 | 6 |
| 1962 | 4380.0 | 3 | 2200.0 | 4 | 1160.0 | 6 | 589.0 | 7 | 403.0 | 9 | 323.0 | 7 | 275.0 | 5 | 225.0 | 6 | 174.0 | 6 | 100.0 | 7 |
| 1963 | 3900.0 | 4 | 2230.0 | 3 | 1150.0 | 5 | 700.0 | 5 | 515.0 | 4 | 372.0 | 4 | 265.0 | 6 | 204.0 | 9 | 139.0 | 12 | 76.4 | 13 |
| 1964 | 5460.0 | 1 | 3060.0 | 1 | 1550.0 | 2 | 857.0 | 2 | 536.0 | 1 | 449.0 | 2 | 312.0 | 3 | 242.0 | 4 | 174.0 | 7 | 88.4 | 9 |
| 1965 | 2090.0 | 12 | 1040.0 | 13 | 822.0 | 11 | 495.0 | 12 | 308.0 | 11 | 254.0 | 10 | 224.0 | 10 | 181.0 | 11 | 127.0 | 13 | 65.5 | 14 |
| 1966 | 455.0 | 16 | 346.0 | 16 | 205.0 | 16 | 122.0 | 16 | 84.7 | 16 | 62.3 | 16 | 54.1 | 16 | 52.6 | 16 | 45.9 | 16 | 24.3 | 16 |
| 1967 | 2000.0 | 13 | 1770.0 | 7 | 1010.0 | 7 | 523.0 | 11 | 287.0 | 12 | 226.0 | 12 | 177.0 | 11 | 186.0 | 10 | 171.0 | 8 | 88.3 | 10 |
| 1968 | 2500.0 | 8 | 1610.0 | 9 | 1010.0 | 8 | 581.0 | 8 | 342.0 | 10 | 302.0 | 9 | 231.0 | 9 | 208.0 | 8 | 183.0 | 5 | 104.0 | 4 |
| 1969 | 2620.0 | 7 | 1930.0 | 5 | 1160.0 | 4 | 770.0 | 4 | 567.0 | 5 | 340.0 | 6 | 244.0 | 7 | 220.0 | 7 | 159.0 | 9 | 106.0 | 3 |
| 1970 | 2460.0 | 10 | 1310.0 | 11 | 779.0 | 12 | 434.0 | 13 | 279.0 | 13 | 221.0 | 13 | 162.0 | 13 | 151.0 | 13 | 143.0 | 11 | 89.4 | 8 |
| 1971 | 1200.0 | 15 | 596.0 | 15 | 442.0 | 15 | 327.0 | 15 | 238.0 | 15 | 169.0 | 15 | 121.0 | 15 | 120.0 | 15 | 94.0 | 15 | 54.1 | 15 |
| 1972 | 2470.0 | 9 | 1740.0 | 8 | 960.0 | 9 | 549.0 | 6 | 406.0 | 8 | 239.0 | 11 | 175.0 | 12 | 160.0 | 12 | 146.0 | 10 | 80.5 | 11 |
| 1973 | 2220.0 | 11 | 1130.0 | 12 | 645.0 | 13 | 530.0 | 10 | 416.0 | 7 | 303.0 | 8 | 243.0 | 8 | 231.0 | 5 | 235.0 | 1 | 155.0 | 2 |

STATISTICS ON NORMAL MONTHLY MEANS(ALL DAYS)

| OCT | NOV | DEC | JAN | FEB | MARCH | APRIL | MAY | JUNE | JULY | AUG | SEPT |
|---|---|---|---|---|---|---|---|---|---|---|---|
| BY ROWS(MEAN,VARIANCE,STANDARD DEVIATION, SKEWNESS, COEFF. OF VARIATION,PERCENTAGE OF AVERAGE FLOW) | | | | | | | | | | | |
| 0.2178E+02 | 0.7012E+02 | 0.1191E+03 | 0.1247E+03 | 0.1214E+03 | 0.1910E+03 | 0.2021E+03 | 0.7306E+02 | 0.8967E+02 | 0.5129E+02 | 0.4494E+02 | 0.9720E+01 |
| 0.1248E+04 | 0.1116E+05 | 0.1738E+05 | 0.1541E+05 | 0.7270E+04 | 0.1741E+05 | 0.2307E+05 | 0.2320E+04 | 0.1600E+05 | 0.3418E+04 | 0.1218E+05 | 0.1861E+03 |
| 0.3532E+02 | 0.1056E+03 | 0.1318E+03 | 0.1241E+03 | 0.8527E+02 | 0.1319E+03 | 0.1519E+03 | 0.4816E+02 | 0.1265E+03 | 0.5847E+02 | 0.1104E+03 | 0.1364E+02 |
| 0.2309E+01 | 0.1797E+01 | 0.1038E+01 | 0.1334E+01 | 0.3301E+00 | 0.7001E+00 | 0.7904E+00 | 0.1346E+01 | 0.2996E+01 | 0.1169E+01 | 0.3559E+01 | 0.1365E+01 |
| 0.1622E+01 | 0.1506E+01 | 0.1107E+01 | 0.9952E+00 | 0.7024E+00 | 0.6909E+00 | 0.7514E+00 | 0.6592E+00 | 0.1411E+01 | 0.1140E+01 | 0.2456E+01 | 0.1404E+01 |
| 0.1946E+01 | 0.6267E+01 | 0.1064E+02 | 0.1115E+02 | 0.1085E+02 | 0.1707E+02 | 0.1807E+02 | 0.6530E+01 | 0.8014E+01 | 0.4584E+01 | 0.4016E+01 | 0.8687E+00 |

STATISTICS ON NORMAL ANNUAL MEANS(ALL DAYS)

| MEAN | VARIANCE | STANDARD DEVIATION | SKEWNESS | COEFF. OF VARIATION | SERIAL CORR |
|---|---|---|---|---|---|
| 0.9303E+02 | 0.1300E+04 | 0.3606E+02 | 0.7702E+00 | 0.3876E+00 | 0.1732E+00 |

STATISTICS ON LOG MONTHLY MEANS(ALL DAYS)

| OCT | NOV | DEC | JAN | FEB | MARCH | APRIL | MAY | JUNE | JULY | AUG | SEPT |
|---|---|---|---|---|---|---|---|---|---|---|---|
| BY ROWS(MEAN,VARIANCE,STANDARD DEVIATION, SKEWNESS, COEFF. OF VARIATION,PERCENTAGE OF AVERAGE FLOW) | | | | | | | | | | | |
| 0.6742E+00 | 0.1294E+01 | 0.1620E+01 | 0.1859E+01 | 0.1919E+01 | 0.2169E+01 | 0.2162E+01 | 0.1788E+01 | 0.1697E+01 | 0.1338E+01 | 0.7804E+00 | 0.4634E+00 |
| 0.8338E+00 | 0.6171E+00 | 0.6635E+00 | 0.2651E+00 | 0.2106E+00 | 0.1163E+00 | 0.1558E+00 | 0.6631E-01 | 0.2080E+00 | 0.4515E+00 | 0.9282E+00 | 0.6079E+00 |
| 0.9131E+00 | 0.7856E+00 | 0.8145E+00 | 0.5149E+00 | 0.4590E+00 | 0.3410E+00 | 0.3947E+00 | 0.2575E+00 | 0.4561E+00 | 0.6719E+00 | 0.9634E+00 | 0.7797E+00 |
| -0.5922E-01 | 0.1157E+00 | -0.5809E+00 | -0.3400E+00 | -0.8928E+00 | -0.3492E+00 | -0.3972E+00 | 0.4534E+00 | 0.7162E+00 | -0.3188E+00 | -0.5678E-01 | 0.4937E-01 |
| 0.1354E+01 | 0.6072E+00 | 0.5027E+00 | 0.2770E+00 | 0.2392E+00 | 0.1572E+00 | 0.1825E+00 | 0.1440E+00 | 0.2687E+00 | 0.5020E+00 | 0.1235E+01 | 0.1683E+01 |
| 0.3795E+01 | 0.7283E+01 | 0.9121E+01 | 0.1046E+02 | 0.1080E+02 | 0.1221E+02 | 0.1217E+02 | 0.1007E+02 | 0.9554E+01 | 0.7534E+01 | 0.4393E+01 | 0.2609E+01 |

STATISTICS ON LOG ANNUAL MEANS(ALL DAYS)

| MEAN | VARIANCE | STANDARD DEVIATION | SKEWNESS | COEFF. OF VARIATION | SERIAL CORR |
|---|---|---|---|---|---|
| 0.1934E+01 | 0.3718E-01 | 0.1928E+00 | -0.1302E+01 | 0.9970E-01 | 0.1528E+00 |

ANNUAL PEAKS

| | |
|---|---|
| 1958 | 9100 |
| 1959 | 6260 |
| 1960 | 2570 |
| 1961 | 5100 |
| 1962 | 8700 |
| 1963 | 7160 |
| 1964 | 12400 |
| 1965 | 4300 |
| 1966 | 890 |
| 1967 | 3900 |
| 1968 | 6080 |
| 1969 | 3410 |
| 1970 | 3420 |
| 1972 | 4090 |
| 1973 | 3080 |

## 03353500 Eagle Creek at Indianapolis, Ind.

LOCATION.--Lat 39°46'33", long 86°15'01", in NW¼NW¼ sec.6, T.15 N., R.3 E., Marion County, on right bank at downstream side of bridge on Lynhurst Drive, approximately 600 ft (183 m) south of intersection of West 10th Street and Lynhurst Drive, 0.5 mile (0.8 km) downstream from West 10th Street bridge, 1.0 mile (1.6 km) upstream from Vermont Street bridge, 2.9 miles (4.7 km) upstream from mouth of Little Eagle Creek, and 6.9 miles (11.1 km) from mouth.

DRAINAGE AREA.--174 mi² (451 km²).

REMARKS.--Flow regulated since November 1969 by Eagle Creek Reservoir, 4.7 miles (7.6 km) upstream (See sta 03353450).

DURATION TABLE OF DAILY DISCHARGE FOR YEAR ENDING SEPTEMBER 30

| YEAR | 0 | 1 | 2 | 3 | 4 | 5 | 6 | 7 | 8 | 9 | 10 | 11 | 12 | 13 | 14 | 15 | 16 | 17 | 18 | 19 | 20 | 21 | 22 | 23 | 24 | 25 | 26 | 27 | 28 | 29 | 30 | 31 | 32 | 33 | 34 | CFS_DAYS |
|---|---|---|---|---|---|---|---|---|---|---|---|---|---|---|---|---|---|---|---|---|---|---|---|---|---|---|---|---|---|---|---|---|---|---|---|---|
| | NUMBER OF DAYS IN CLASS | | | | | | | | | | | | | | | | | | | | | | | | | | | | | | | | | | | |
| 1940 | | | | | | | 2 | 12 | 18 | 28 | 16 | 14 | 35 | 59 | 27 | 12 | 7 | 14 | 34 | 24 | 16 | 14 | 12 | 11 | 5 | 3 | 1 | 2 | | | | | | | | 24418.2 |
| 1941 | 16 | 6 | 5 | 10 | 15 | 7 | 1 | 20 | 20 | 19 | 7 | 35 | 10 | 22 | 38 | 50 | 40 | 23 | 10 | 5 | 2 | 1 | 1 | 1 | | 1 | | | | | | | | | | 6880.2 |
| 1942 | | | | | | 1 | 1 | | | 1 | 6 | 9 | 14 | 24 | 40 | 21 | 54 | 30 | 27 | 27 | 36 | 25 | 17 | 8 | 6 | 5 | 5 | 4 | 3 | 1 | | | | | | 46991.1 |
| 1943 | | | | | | | | | | | 10 | 25 | 43 | 22 | 16 | 17 | 16 | 23 | 52 | 34 | 31 | 27 | 13 | 6 | 9 | 7 | 5 | 4 | 1 | | 1 | 1 | 2 | | | 63047.3 |
| 1944 | | | | | | | | | 9 | 32 | 21 | 34 | 26 | 72 | 30 | 12 | 10 | 8 | 7 | 9 | 10 | 23 | 27 | 12 | 5 | 9 | | 4 | 1 | 2 | 2 | 1 | | | | 36671.8 |
| 1945 | | | | | | | | | 7 | 10 | 15 | 90 | 6 | 4 | 9 | 11 | 20 | 18 | 24 | 18 | 29 | 25 | 24 | 14 | 11 | 6 | 8 | 5 | 5 | 4 | 2 | | | | | 51076.9 |
| 1946 | | | | | | | | | | | 4 | 27 | 15 | 7 | 9 | 10 | 13 | 40 | 41 | 42 | 33 | 34 | 29 | 17 | 18 | 10 | 5 | 6 | 5 | | | | | | | 66344.0 |
| 1947 | | | | | | | | | 2 | 10 | 10 | 3 | 20 | 19 | 42 | 25 | 19 | 40 | 22 | 23 | 29 | 29 | 30 | 18 | 9 | 6 | 4 | 3 | 2 | | | | | | | 47375.1 |
| 1948 | | | | | | | | 4 | 9 | 9 | 11 | 11 | 10 | 20 | 26 | 43 | 64 | 25 | 13 | 22 | 17 | 18 | 17 | 12 | 8 | 8 | 7 | 4 | 3 | 3 | 1 | 1 | | | | 63284.6 |
| 1949 | | | | | | | 1 | 7 | 5 | 11 | 16 | 28 | 34 | 6 | 13 | 14 | 18 | 18 | 24 | 44 | 42 | 19 | 19 | 10 | 10 | 10 | 4 | 6 | 2 | 1 | 2 | 1 | | | | 63736.2 |
| 1950 | | | | | | | | | 1 | 4 | 2 | 6 | 3 | 33 | 51 | 14 | 20 | 36 | 18 | 16 | 25 | 22 | 30 | 23 | 16 | 14 | 9 | 7 | 7 | 1 | 6 | | 1 | | | 105295.7 |
| 1951 | | | | | | | | | | | | 6 | 35 | 8 | 19 | 32 | 20 | 20 | 35 | 31 | 45 | 30 | 22 | 19 | 18 | 8 | 10 | 2 | 4 | 1 | | | | | | 65247.0 |
| 1952 | | | | | | | | | | | 6 | 11 | 13 | 21 | 28 | 11 | 16 | 26 | 26 | 34 | 32 | 40 | 32 | 16 | 19 | 15 | 11 | 5 | 1 | 1 | 2 | | | | | 76092.7 |
| 1953 | | | | | | | | | 3 | 6 | 5 | 9 | 13 | 18 | 37 | 13 | 16 | 24 | 32 | 33 | 62 | 37 | 26 | 13 | 5 | 7 | 2 | 3 | | | 1 | | | | | 47412.9 |
| 1954 | | | | | | | | 20 | 27 | 25 | 39 | 31 | 58 | 12 | 11 | 17 | 19 | 16 | 32 | 16 | 15 | 8 | 7 | 6 | 3 | | 2 | 1 | | | | | | | | 16932.2 |
| 1955 | | | | | | | | | 9 | 34 | 29 | 29 | 22 | 8 | 15 | 10 | 37 | 20 | 27 | 23 | 28 | 22 | 15 | 12 | 15 | 5 | 2 | 2 | 1 | | | | | | | 36585.8 |
| 1956 | | | | | | | | | | | 13 | 6 | 14 | 7 | 6 | 8 | 34 | 27 | 50 | 36 | 34 | 39 | 37 | 17 | 16 | 7 | 5 | 4 | 2 | 2 | | 1 | 1 | | | 75182.4 |
| 1957 | | | | | | | | | | | 10 | 23 | 18 | 8 | 9 | 20 | 27 | 18 | 22 | 39 | 40 | 32 | 22 | 18 | 17 | 12 | 11 | 9 | 7 | | 1 | | 2 | | | 97709.8 |
| 1958 | | | | | | | | | | | | | 1 | 12 | 3 | | 9 | 29 | 51 | 77 | 50 | 39 | 23 | 18 | 16 | 12 | 10 | 4 | 4 | 2 | 2 | 3 | | | | 99991.1 |
| 1959 | | | | | | | | | | | | 8 | 25 | 14 | 19 | 10 | 37 | 38 | 33 | 24 | 28 | 32 | 52 | 26 | 8 | 5 | 3 | | | 1 | 2 | | | | | 56955.9 |
| 1960 | | | | | | | | | | | | 1 | 25 | 23 | 22 | 21 | 30 | 17 | 45 | 73 | 42 | 28 | 11 | 12 | 7 | 3 | 4 | 2 | | | | | | | | 38776.5 |
| 1961 | | | | | | | | | | 3 | 3 | 35 | 34 | 37 | 25 | 27 | 23 | 23 | 18 | 19 | 24 | 10 | 22 | 12 | 12 | 15 | 6 | 9 | | 4 | 1 | 2 | 1 | | | 57476.5 |
| 1962 | | | | | | | | | | | | 2 | 7 | 19 | 35 | 29 | 21 | 20 | 56 | 44 | 43 | 35 | 18 | 9 | 10 | 5 | 6 | 2 | 1 | 2 | | 1 | | | | 55729.3 |
| 1963 | | | | | | | | | 4 | 7 | 20 | 6 | 8 | 18 | 28 | 34 | 64 | 35 | 25 | 29 | 21 | 11 | 10 | 12 | 11 | 10 | 4 | 2 | 4 | | 1 | 1 | | | | 52950.8 |
| 1964 | | | | | | | | | 14 | 42 | 41 | 33 | 11 | 5 | 16 | 31 | 39 | 26 | 22 | 11 | 18 | 11 | 12 | 6 | 8 | 4 | 10 | 1 | 1 | 1 | 1 | 1 | | 1 | | 52570.0 |
| 1965 | | | | 1 | 1 | | 1 | 3 | 9 | 43 | 33 | 21 | 25 | 30 | 20 | 12 | 19 | 31 | 19 | 13 | 24 | 18 | 9 | 9 | 6 | 8 | 6 | 1 | | 2 | 1 | | | | | 39567.2 |
| 1966 | | 15 | 3 | | 5 | 5 | 17 | 8 | 12 | 11 | 17 | 23 | 34 | 29 | 21 | 28 | 35 | 24 | 20 | 21 | 16 | 12 | 2 | 3 | 3 | 1 | | | | | | | | | | 13809.8 |

| CLASS | CFS | TOTAL | ACCUM | PERCT | CLASS | CFS | TOTAL | ACCUM | PERCT | CLASS | CFS | TOTAL | ACCUM | PERCT | CLASS | CFS | TOTAL | ACCUM | PERCT |
|---|---|---|---|---|---|---|---|---|---|---|---|---|---|---|---|---|---|---|---|
| 0 | 0.00 | 16 | 9862 | 100.0 | 9 | 2.20 | 289 | 9481 | 96.1 | 18 | 49.0 | 782 | 4663 | 47.3 | 27 | 1100 | 80 | 203 | 2.0 |
| 1 | 0.10 | 21 | 9846 | 99.8 | 10 | 3.10 | 454 | 9192 | 93.2 | 19 | 70.0 | 804 | 3881 | 39.4 | 28 | 1500 | 58 | 123 | 1.2 |
| 2 | 0.20 | 8 | 9825 | 99.6 | 11 | 4.40 | 433 | 8738 | 88.6 | 20 | 98.0 | 787 | 3077 | 31.2 | 29 | 2200 | 23 | 65 | .6 |
| 3 | 0.30 | 11 | 9817 | 99.5 | 12 | 6.20 | 606 | 8305 | 84.2 | 21 | 140.0 | 656 | 2290 | 23.2 | 30 | 3100 | 24 | 42 | .4 |
| 4 | 0.40 | 21 | 9806 | 99.4 | 13 | 8.80 | 508 | 7699 | 78.1 | 22 | 200.0 | 504 | 1634 | 16.6 | 31 | 4400 | 11 | 18 | .1 |
| 5 | 0.60 | 13 | 9785 | 99.2 | 14 | 12.00 | 661 | 7191 | 72.9 | 23 | 280.0 | 330 | 1130 | 11.5 | 32 | 6100 | 6 | 7 | .0 |
| 6 | 0.80 | 23 | 9772 | 99.1 | 15 | 18.00 | 535 | 6590 | 66.8 | 24 | 390.0 | 273 | 800 | 8.1 | 33 | 8700 | 1 | 1 | .0 |
| 7 | 1.10 | 90 | 9749 | 98.9 | 16 | 25.00 | 723 | 6055 | 61.4 | 25 | 550.0 | 180 | 527 | 5.3 | 34 | | | | |
| 8 | 1.60 | 178 | 9659 | 97.9 | 17 | 35.00 | 669 | 5332 | 54.1 | 26 | 780.0 | 144 | 347 | 3.5 | | | | | |

LOWEST MEAN DISCHARGE, IN CFS, AND RANKING, FOR THE FOLLOWING NUMBER OF CONSECUTIVE DAYS IN YEAR ENDING MARCH 31

| YEAR | 1 | | 3 | | 7 | | 14 | | 30 | | 60 | | 90 | | 120 | | 183 | | ANNUAL | |
|---|---|---|---|---|---|---|---|---|---|---|---|---|---|---|---|---|---|---|---|---|
| 1940 | 2.80 | 14 | 2.80 | 14 | 2.91 | 14 | 3.09 | 13 | 3.52 | 13 | 5.54 | 15 | 7.95 | 15 | 8.76 | 13 | 15.60 | 12 | 88.90 | 6 |
| 1941 | 1.00 | 3 | 1.10 | 4 | 1.19 | 4 | 1.30 | 2 | 1.33 | 2 | 1.57 | 2 | 1.87 | 2 | 2.18 | 1 | 4.71 | 3 | 44.60 | 1 |
| 1942 | 0.00 | 1 | 0.00 | 1 | 0.01 | 1 | 0.06 | 1 | 0.12 | 1 | 0.27 | 1 | 1.49 | 1 | 3.33 | 4 | 11.30 | 10 | 81.40 | 4 |
| 1943 | 5.90 | 23 | 5.90 | 22 | 6.16 | 21 | 6.19 | 19 | 6.73 | 18 | 8.67 | 18 | 12.00 | 17 | 13.50 | 17 | 32.10 | 17 | 112.00 | 11 |
| 1944 | 3.20 | 15 | 3.27 | 15 | 3.31 | 15 | 3.50 | 15 | 3.80 | 15 | 5.39 | 13 | 7.55 | 14 | 8.17 | 10 | 8.18 | 4 | 149.00 | 17 |
| 1945 | 1.10 | 5 | 1.17 | 5 | 1.29 | 5 | 1.48 | 5 | 1.63 | 4 | 1.80 | 3 | 2.03 | 3 | 2.43 | 2 | 2.90 | 1 | 98.70 | 8 |
| 1946 | 8.40 | 26 | 8.73 | 25 | 9.37 | 25 | 14.00 | 26 | 21.30 | 26 | 33.40 | 24 | 53.80 | 25 | 106.00 | 27 | 105.00 | 25 | 230.00 | 23 |
| 1947 | 2.10 | 12 | 2.17 | 12 | 2.39 | 12 | 2.55 | 10 | 3.59 | 14 | 4.81 | 11 | 6.83 | 12 | 11.50 | 15 | 26.60 | 13 | 118.00 | 12 |
| 1948 | 5.60 | 22 | 5.87 | 21 | 6.80 | 22 | 8.66 | 22 | 13.70 | 23 | 17.10 | 21 | 19.50 | 19 | 22.30 | 19 | 27.90 | 15 | 170.00 | 14 |
| 1949 | 1.00 | 4 | 1.07 | 3 | 1.11 | 3 | 1.40 | 3 | 2.11 | 6 | 3.17 | 7 | 5.13 | 8 | 8.57 | 12 | 30.50 | 16 | 235.00 | 19 |
| 1950 | 1.40 | 7 | 1.60 | 7 | 1.79 | 8 | 2.26 | 8 | 3.00 | 9 | 5.50 | 14 | 5.93 | 11 | 9.45 | 14 | 13.70 | 11 | 237.00 | 24 |
| 1951 | 4.70 | 18 | 5.10 | 18 | 6.13 | 20 | 8.12 | 21 | 10.50 | 21 | 42.20 | 26 | 60.80 | 27 | 53.30 | 23 | 98.10 | 24 | 202.00 | 25 |
| 1952 | 3.90 | 17 | 3.50 | 17 | 3.76 | 17 | 4.12 | 17 | 5.69 | 17 | 6.24 | 16 | 8.38 | 16 | 13.00 | 16 | 39.90 | 19 | 179.00 | 21 |
| 1953 | 6.20 | 24 | 7.93 | 24 | 9.09 | 24 | 10.70 | 24 | 11.30 | 22 | 14.40 | 20 | 42.10 | 23 | 35.80 | 21 | 49.60 | 22 | 145.00 | 20 |
| 1954 | 1.80 | 11 | 1.87 | 10 | 2.37 | 11 | 2.79 | 12 | 3.24 | 10 | 3.71 | 9 | 4.39 | 7 | 5.20 | 7 | 11.00 | 9 | 75.20 | 14 |
| 1955 | 1.20 | 6 | 1.27 | 6 | 1.34 | 6 | 1.40 | 4 | 1.47 | 3 | 1.81 | 4 | 2.14 | 4 | 2.88 | 3 | 3.98 | 2 | 86.20 | 2 |
| 1956 | 2.60 | 13 | 2.67 | 13 | 2.67 | 13 | 2.76 | 11 | 3.38 | 12 | 8.94 | 19 | 53.30 | 24 | 69.80 | 25 | 79.30 | 23 | 145.00 | 5 |
| 1957 | 3.20 | 16 | 3.33 | 16 | 3.57 | 16 | 4.00 | 16 | 4.80 | 16 | 5.04 | 12 | 5.80 | 10 | 8.37 | 11 | 37.40 | 18 | 165.00 | 15 |
| 1958 | 8.30 | 25 | 8.77 | 26 | 9.07 | 23 | 9.79 | 23 | 16.00 | 24 | 35.80 | 25 | 41.30 | 22 | 63.90 | 24 | 211.00 | 27 | 325.00 | 18 |
| 1959 | 25.00 | 27 | 25.70 | 27 | 27.00 | 27 | 32.50 | 27 | 34.80 | 27 | 51.20 | 27 | 60.50 | 26 | 98.80 | 26 | 166.00 | 26 | 270.00 | 27 |
| 1960 | 5.40 | 20 | 5.50 | 20 | 5.83 | 19 | 6.97 | 20 | 7.37 | 19 | 8.65 | 17 | 13.60 | 18 | 17.10 | 18 | 27.80 | 14 | 106.00 | 26 |
| 1961 | 1.60 | 8 | 1.77 | 9 | 2.29 | 9 | 3.10 | 14 | 3.35 | 11 | 4.70 | 10 | 5.79 | 9 | 5.99 | 8 | 8.42 | 5 | 92.90 | 10 |
| 1962 | 5.30 | 19 | 5.30 | 19 | 5.46 | 18 | 6.07 | 18 | 9.65 | 20 | 19.10 | 22 | 21.90 | 20 | 30.50 | 20 | 43.00 | 21 | 218.00 | 7 |
| 1963 | 5.60 | 21 | 6.87 | 23 | 10.90 | 26 | 11.90 | 25 | 16.70 | 25 | 20.00 | 23 | 33.60 | 21 | 41.60 | 22 | 40.60 | 20 | 133.00 | 22 |
| 1964 | 1.60 | 9 | 1.67 | 8 | 1.71 | 7 | 1.79 | 7 | 2.02 | 5 | 2.48 | 5 | 3.01 | 5 | 3.50 | 5 | 8.97 | 6 | 102.00 | 13 |
| 1965 | 1.60 | 10 | 2.07 | 11 | 2.29 | 10 | 2.50 | 9 | 2.63 | 8 | 2.89 | 6 | 3.29 | 6 | 4.19 | 6 | 10.20 | 8 | 149.00 | 9 |
| 1966 | 0.30 | 2 | 0.40 | 2 | 0.97 | 2 | 1.78 | 6 | 2.56 | 7 | 3.43 | 8 | 7.22 | 13 | 6.98 | 9 | 9.13 | 7 | 75.20 | 16 |

HIGHEST MEAN DISCHARGE, IN CFS, AND RANKING, FOR THE FOLLOWING NUMBER OF CONSECUTIVE DAYS IN YEAR ENDING SEPTEMBER 30

| YEAR | 1 | 3 | 7 | 15 | 30 | 60 | 90 | 120 | 183 | ANNUAL |
|---|---|---|---|---|---|---|---|---|---|---|
| 1940 | 1180.0 25 | 929.0 24 | 633.0 25 | 444.0 23 | 321.0 22 | 218.0 24 | 213.0 23 | 177.0 24 | 127.0 24 | 66.7 24 |
| 1941 | 668.0 26 | 394.0 27 | 223.0 27 | 119.0 27 | 68.6 27 | 43.2 27 | 44.1 27 | 39.8 27 | 34.0 27 | 18.8 27 |
| 1942 | 2530.0 18 | 1800.0 17 | 1040.0 18 | 716.0 17 | 411.0 21 | 364.0 18 | 332.0 19 | 275.0 19 | 234.0 17 | 129.0 19 |
| 1943 | 6890.0 4 | 4440.0 4 | 2610.0 4 | 2120.0 2 | 1180.0 3 | 668.0 7 | 513.0 7 | 411.0 8 | 317.0 7 | 173.0 9 |
| 1944 | 4240.0 12 | 2740.0 12 | 1500.0 11 | 1080.0 11 | 678.0 11 | 467.0 13 | 367.0 17 | 292.0 18 | 194.0 21 | 100.0 22 |
| 1945 | 2460.0 19 | 1930.0 15 | 1170.0 15 | 701.0 19 | 443.0 20 | 395.0 17 | 389.0 13 | 344.0 13 | 249.0 15 | 140.0 16 |
| 1946 | 2050.0 20 | 1580.0 20 | 1000.0 19 | 743.0 16 | 492.0 17 | 342.0 20 | 335.0 18 | 319.0 16 | 293.0 11 | 182.0 6 |
| 1947 | 2540.0 21 | 1270.0 21 | 888.0 21 | 598.0 21 | 451.0 19 | 349.0 19 | 309.0 21 | 253.0 21 | 233.0 18 | 130.0 17 |
| 1948 | 6070.0 6 | 3390.0 8 | 1860.0 9 | 1370.0 7 | 1190.0 2 | 723.0 3 | 547.0 4 | 453.0 4 | 328.0 5 | 173.0 10 |
| 1949 | 5930.0 8 | 2950.0 9 | 1620.0 10 | 1290.0 8 | 1010.0 4 | 714.0 5 | 549.0 3 | 454.0 3 | 329.0 4 | 175.0 8 |
| 1950 | 7830.0 3 | 4270.0 5 | 2570.0 5 | 2180.0 1 | 1530.0 1 | 1070.0 1 | 847.0 1 | 711.0 1 | 514.0 1 | 288.0 1 |
| 1951 | 2940.0 17 | 1730.0 18 | 1200.0 14 | 912.0 13 | 571.0 14 | 443.0 15 | 398.0 11 | 367.0 12 | 309.0 9 | 179.0 7 |
| 1952 | 4180.0 13 | 2160.0 14 | 1150.0 16 | 977.0 12 | 614.0 13 | 519.0 10 | 462.0 10 | 421.0 7 | 346.0 3 | 208.0 4 |
| 1953 | 3760.0 15 | 1800.0 16 | 989.0 20 | 630.0 20 | 453.0 18 | 297.0 21 | 314.0 20 | 261.0 20 | 216.0 19 | 130.0 18 |
| 1954 | 1470.0 23 | 1080.0 22 | 651.0 24 | 451.0 22 | 304.0 24 | 188.0 25 | 146.0 25 | 122.0 25 | 88.5 25 | 46.4 25 |
| 1955 | 1570.0 22 | 1010.0 23 | 692.0 22 | 388.0 25 | 304.0 25 | 248.0 22 | 216.0 22 | 207.0 22 | 160.0 23 | 100.0 23 |
| 1956 | 6620.0 5 | 4630.0 3 | 2670.0 3 | 1410.0 6 | 818.0 9 | 500.0 11 | 371.0 16 | 393.0 9 | 313.0 8 | 205.0 5 |
| 1957 | 8680.0 2 | 5770.0 1 | 2840.0 1 | 1490.0 3 | 1000.0 5 | 729.0 2 | 729.0 2 | 611.0 2 | 485.0 2 | 268.0 3 |
| 1958 | 5760.0 9 | 3520.0 7 | 2560.0 6 | 1420.0 5 | 795.0 10 | 683.0 6 | 526.0 5 | 439.0 5 | 324.0 6 | 274.0 2 |
| 1959 | 4100.0 14 | 2260.0 13 | 1140.0 17 | 710.0 18 | 644.0 12 | 463.0 14 | 387.0 14 | 343.0 14 | 275.0 13 | 156.0 12 |
| 1960 | 1340.0 24 | 850.0 25 | 667.0 23 | 416.0 24 | 306.0 23 | 221.0 23 | 205.0 24 | 188.0 23 | 161.0 22 | 106.0 21 |
| 1961 | 4610.0 11 | 2860.0 11 | 2140.0 7 | 1280.0 9 | 917.0 8 | 666.0 8 | 526.0 6 | 436.0 6 | 302.0 10 | 157.0 11 |
| 1962 | 5380.0 10 | 2950.0 10 | 1470.0 12 | 784.0 15 | 545.0 16 | 487.0 12 | 397.0 12 | 323.0 15 | 248.0 16 | 153.0 13 |
| 1963 | 5970.0 7 | 3600.0 6 | 1910.0 8 | 1230.0 10 | 931.0 6 | 663.0 9 | 477.0 9 | 371.0 11 | 258.0 14 | 145.0 14 |
| 1964 | 9100.0 1 | 5210.0 2 | 2700.0 2 | 1490.0 4 | 918.0 7 | 718.0 4 | 504.0 8 | 390.0 10 | 279.0 12 | 144.0 15 |
| 1965 | 3160.0 16 | 1670.0 19 | 1390.0 13 | 849.0 14 | 550.0 15 | 433.0 16 | 377.0 15 | 302.0 17 | 209.0 20 | 108.0 20 |
| 1966 | 600.0 27 | 500.0 26 | 299.0 26 | 178.0 26 | 154.0 26 | 94.1 26 | 86.9 26 | 87.1 26 | 70.3 26 | 37.8 26 |

STATISTICS ON NORMAL MONTHLY MEANS(ALL DAYS)

| OCT | NOV | DEC | JAN | FEB | MARCH | APRIL | MAY | JUNE | JULY | AUG | SEPT |
|---|---|---|---|---|---|---|---|---|---|---|---|
| BY FLOWS(MEAN,VARIANCE,STANDARD DEVIATION, SKEWNESS, COEFF. OF VARIATION,PERCENTAGE OF AVERAGE FLOW) | | | | | | | | | | | |
| 0.2610E+02 | 0.6138E+02 | 0.1067E+03 | 0.2289E+03 | 0.2142E+03 | 0.2961E+03 | 0.3225E+03 | 0.2159E+03 | 0.1697E+03 | 0.7755E+02 | 0.3560E+02 | 0.2504E+02 |
| 0.1997E+04 | 0.7528E+04 | 0.2280E+05 | 0.1079E+06 | 0.2928E+05 | 0.3498E+05 | 0.6496E+05 | 0.5471E+05 | 0.4734E+05 | 0.6303E+04 | 0.8564E+04 | 0.1660E+04 |
| 0.4469E+02 | 0.8383E+02 | 0.1510E+03 | 0.3285E+03 | 0.1711E+03 | 0.1870E+03 | 0.2549E+03 | 0.2339E+03 | 0.2176E+03 | 0.7939E+02 | 0.9254E+02 | 0.4075E+02 |
| 0.2842E+01 | 0.1839E+01 | 0.2985E+01 | 0.2746E+01 | 0.8161E+00 | 0.9680E+00 | 0.1009E+01 | 0.2654E+01 | 0.2464E+01 | 0.1006E+01 | 0.4908E+01 | 0.2256E+01 |
| 0.1713E+01 | 0.1366E+01 | 0.1415E+01 | 0.1435E+01 | 0.7991E+00 | 0.6317E+00 | 0.7902E+00 | 0.1084E+01 | 0.1282E+01 | 0.1024E+01 | 0.2599E+01 | 0.1627E+01 |
| 0.1466E+01 | 0.3449E+01 | 0.5597E+01 | 0.1286E+02 | 0.1203E+02 | 0.1664E+02 | 0.1812E+02 | 0.1213E+02 | 0.9538E+01 | 0.4358E+01 | 0.2001E+01 | 0.1407E+01 |

STATISTICS ON NORMAL ANNUAL MEANS(ALL DAYS)

| MEAN | VARIANCE | STANDARD DEVIATION | SKEWNESS | COEFF. OF VARIATION | SERIAL CORR |
|---|---|---|---|---|---|
| 0.1479E+03 | 0.4453E+04 | 0.6673E+02 | 0.2246E+00 | 0.4513E+00 | 0.4742E+00 |

STATISTICS ON LOG MONTHLY MEANS(ALL DAYS)

| OCT | NOV | DEC | JAN | FEB | MARCH | APRIL | MAY | JUNE | JULY | AUG | SEPT |
|---|---|---|---|---|---|---|---|---|---|---|---|
| BY FLOWS(MEAN,VARIANCE,STANDARD DEVIATION, SKEWNESS, COEFF. OF VARIATION,PERCENTAGE OF AVERAGE FLOW) | | | | | | | | | | | |
| 0.1021E+01 | 0.1390E+01 | 0.1654E+01 | 0.1986E+01 | 0.2162E+01 | 0.2374E+01 | 0.2366E+01 | 0.2162E+01 | 0.1987E+01 | 0.1599E+01 | 0.1056E+01 | 0.9597E+00 |
| 0.3118E+00 | 0.3918E+00 | 0.3981E+00 | 0.4035E+00 | 0.1818E+00 | 0.1063E+00 | 0.1415E+00 | 0.1496E+00 | 0.1993E+00 | 0.3203E+00 | 0.4548E+00 | 0.4008E+00 |
| 0.5584E+00 | 0.6260E+00 | 0.6309E+00 | 0.6352E+00 | 0.4264E+00 | 0.3261E+00 | 0.3762E+00 | 0.3867E+00 | 0.4465E+00 | 0.5659E+00 | 0.6744E+00 | 0.6331E+00 |
| 0.7275E+00 | 0.2305E+00 | -0.8819E-01 | -0.2618E+00 | -0.3688E+00 | -0.9051E+00 | -0.1554E+00 | 0.1388E+00 | 0.5962E+00 | -0.1901E+00 | -0.4677E+00 | 0.2269E+00 |
| 0.5472E+00 | 0.4504E+00 | 0.3814E+00 | 0.3199E+00 | 0.1973E+00 | 0.1374E+00 | 0.1590E+00 | 0.1789E+00 | 0.2247E+00 | 0.3540E+00 | 0.6384E+00 | 0.6597E+00 |
| 0.4926E+01 | 0.6710E+01 | 0.7585E+01 | 0.9586E+01 | 0.1043E+02 | 0.1146E+02 | 0.1142E+02 | 0.1044E+02 | 0.9592E+01 | 0.7718E+01 | 0.5099E+01 | 0.4633E+01 |

STATISTICS ON LOG ANNUAL MEANS(ALL DAYS)

| MEAN | VARIANCE | STANDARD DEVIATION | SKEWNESS | COEFF. OF VARIATION | SERIAL CORR |
|---|---|---|---|---|---|
| 0.2110E+01 | 0.7034E-01 | 0.2652E+00 | -0.1567E+01 | 0.1257E+00 | 0.3787E+00 |

**ANNUAL PEAKS**

| | | | | | |
|---|---|---|---|---|---|
| 1913 | 19000 | 1951 | 3950 | 1963 | 8840 |
| 1939 | 6610 | 1952 | 5520 | 1964 | 14700 |
| 1940 | 1860 | 1953 | 4920 | 1965 | 5230 |
| 1941 | 1470 | 1954 | 2250 | 1966 | 1100 |
| 1942 | 4120 | 1955 | 2650 | 1967 | 4410 |
| 1943 | 9660 | 1956 | 9920 | 1968 | 5380 |
| 1944 | 6610 | 1957 | 28800 | 1969 | 1700 |
| 1945 | 4230 | 1958 | 8560 | 1970 | 6150 |
| 1946 | 3860 | 1959 | 6290 | 1971 | 3460 |
| 1947 | 3370 | 1960 | 1870 | 1972 | 3740 |
| 1948 | 9550 | 1961 | 7110 | 1973 | 4400 |
| 1949 | 7250 | 1962 | 9550 | | |
| 1950 | 8670 | | | | |

**ANALYSIS AFTER REGULATION**

DURATION TABLE OF DAILY DISCHARGE FOR YEAR ENDING SEPTEMBER 30

| CLASS | 0 | 1 | 2 | 3 | 4 | 5 | 6 | 7 | 8 | 9 | 10 | 11 | 12 | 13 | 14 | 15 | 16 | 17 | 18 | 19 | 20 | 21 | 22 | 23 | 24 | 25 | 26 | 27 | 28 | 29 | 30 | 31 | 32 | 33 | 34 |
|---|---|---|---|---|---|---|---|---|---|---|---|---|---|---|---|---|---|---|---|---|---|---|---|---|---|---|---|---|---|---|---|---|---|---|---|
| YEAR | NUMBER OF DAYS IN CLASS | | | | | | | | | | | | | | | | | | | | | | | | | | | | | | | | | | CFS_DAYS |
| 1970 | | | | | | | | | | | | | 13 | 55 | 12 | 27 | 45 | 22 | 25 | 40 | 20 | 33 | 37 | 25 | 4 | 2 | 2 | 1 | 2 | | | | | | 60460.0 |
| 1971 | | | | | | | | | | | | 1 | 14 | 28 | 118 | 51 | 35 | 11 | 11 | 13 | 12 | 17 | 10 | 23 | 10 | 3 | 4 | 3 | | 1 | | | | | 36466.8 |
| 1972 | | | | | | | | | | | | | 27 | 42 | 70 | 31 | 8 | 39 | 14 | 16 | 29 | 21 | 28 | 13 | 14 | 7 | 2 | 2 | 1 | 2 | | | | | 45553.6 |
| 1973 | | | | | | | | | | | | | | | 2 | 15 | 39 | 46 | 26 | 30 | 52 | 36 | 26 | 25 | 25 | 25 | 10 | 4 | 2 | 1 | 1 | | | | 85213.0 |

| CLASS | CFS | TOTAL | ACCUM | PERCT | CLASS | CFS | TOTAL | ACCUM | PERCT | CLASS | CFS | TOTAL | ACCUM | PERCT | CLASS | CFS | TOTAL | ACCUM | PERCT |
|---|---|---|---|---|---|---|---|---|---|---|---|---|---|---|---|---|---|---|---|
| 0 | 0.00 | 0 | 1461 | 100.0 | 9 | 2.20 | 0 | 1461 | 100.0 | 18 | 49.0 | 73 | 732 | 50.1 | 27 | 1100 | 11 | 22 | 1.5 |
| 1 | 0.10 | 0 | 1461 | 100.0 | 10 | 3.10 | 0 | 1461 | 100.0 | 19 | 70.0 | 84 | 659 | 45.1 | 28 | 1500 | 4 | 11 | .7 |
| 2 | 0.20 | 0 | 1461 | 100.0 | 11 | 4.40 | 1 | 1461 | 100.0 | 20 | 98.0 | 133 | 575 | 39.4 | 29 | 2200 | 6 | 7 | .4 |
| 3 | 0.30 | 0 | 1461 | 100.0 | 12 | 6.20 | 41 | 1460 | 99.9 | 21 | 140.0 | 94 | 442 | 30.3 | 30 | 3100 | 1 | 1 | .0 |
| 4 | 0.40 | 0 | 1461 | 100.0 | 13 | 8.80 | 83 | 1419 | 97.1 | 22 | 200.0 | 97 | 348 | 23.8 | 31 | 4400 | | | |
| 5 | 0.60 | 0 | 1461 | 100.0 | 14 | 12.00 | 245 | 1336 | 91.4 | 23 | 280.0 | 98 | 251 | 17.2 | 32 | 6100 | | | |
| 6 | 0.80 | 0 | 1461 | 100.0 | 15 | 18.00 | 109 | 1091 | 74.7 | 24 | 390.0 | 74 | 153 | 10.5 | 33 | 8700 | | | |
| 7 | 1.10 | 0 | 1461 | 100.0 | 16 | 25.00 | 109 | 982 | 67.2 | 25 | 550.0 | 39 | 79 | 5.4 | 34 | | | | |
| 8 | 1.60 | 0 | 1461 | 100.0 | 17 | 35.00 | 141 | 873 | 59.8 | 26 | 780.0 | 18 | 40 | 2.7 | | | | | |

LOWEST MEAN DISCHARGE, IN CFS, AND RANKING, FOR THE FOLLOWING NUMBER OF CONSECUTIVE DAYS IN YEAR ENDING MARCH 31

| YEAR | 1 | | 3 | | 7 | | 14 | | 30 | | 60 | | 90 | | 120 | | 183 | | ANNUAL | |
|---|---|---|---|---|---|---|---|---|---|---|---|---|---|---|---|---|---|---|---|---|
| 1971 | 10.00 | 2 | 10.00 | 2 | 10.40 | 2 | 11.00 | 2 | 11.50 | 2 | 12.30 | 2 | 13.00 | 2 | 13.60 | 2 | 15.90 | 1 | 121.00 | 2 |
| 1972 | 5.50 | 1 | 6.40 | 1 | 6.76 | 1 | 8.18 | 1 | 8.72 | 1 | 9.12 | 1 | 9.47 | 1 | 10.40 | 1 | 19.50 | 2 | 83.60 | 1 |
| 1973 | 11.00 | 3 | 11.70 | 3 | 11.90 | 3 | 12.60 | 3 | 12.70 | 3 | 13.40 | 3 | 16.60 | 3 | 32.30 | 3 | 58.00 | 3 | 232.00 | 3 |

HIGHEST MEAN DISCHARGE, IN CFS, AND RANKING, FOR THE FOLLOWING NUMBER OF CONSECUTIVE DAYS IN YEAR ENDING SEPTEMBER 30

| YEAR | 1 | | 3 | | 7 | | 15 | | 30 | | 60 | | 90 | | 120 | | 183 | | ANNUAL | |
|---|---|---|---|---|---|---|---|---|---|---|---|---|---|---|---|---|---|---|---|---|
| 1970 | 2750.0 | 3 | 1910.0 | 2 | 1100.0 | 2 | 681.0 | 4 | 438.0 | 4 | 355.0 | 4 | 316.0 | 2 | 284.0 | 2 | 263.0 | 2 | 166.0 | 2 |
| 1971 | 2430.0 | 4 | 1530.0 | 4 | 1060.0 | 4 | 783.0 | 3 | 541.0 | 3 | 374.0 | 3 | 260.0 | 4 | 238.0 | 4 | 183.0 | 4 | 99.9 | 4 |
| 1972 | 2800.0 | 2 | 2240.0 | 1 | 1360.0 | 1 | 884.0 | 2 | 628.0 | 1 | 378.0 | 2 | 287.0 | 3 | 260.0 | 3 | 227.0 | 3 | 124.0 | 3 |
| 1973 | 3420.0 | 1 | 1780.0 | 3 | 1090.0 | 3 | 954.0 | 1 | 612.0 | 2 | 459.0 | 1 | 387.0 | 1 | 338.0 | 1 | 361.0 | 1 | 233.0 | 1 |

STATISTICS ON NORMAL MONTHLY MEANS(ALL DAYS)

| OCT | NOV | DEC | JAN | FEB | MARCH | APRIL | MAY | JUNE | JULY | AUG | SEPT |
|---|---|---|---|---|---|---|---|---|---|---|---|

BY ROWS(MEAN,VARIANCE,STANDARD DEVIATION, SKEWNESS, COEFF. OF VARIATION,PERCENTAGE OF AVERAGE FLOW)

| | | | | | | | | | | | |
|---|---|---|---|---|---|---|---|---|---|---|---|
| 0.7454E+02 | 0.2532E+03 | 0.1579E+03 | 0.1491E+03 | 0.2420E+03 | 0.2862E+03 | 0.3584E+03 | 0.1234E+03 | 0.1343E+03 | 0.4178E+02 | 0.4065E+02 | 0.2243E+02 |
| 0.7928E+04 | 0.8669E+05 | 0.1436E+05 | 0.9624E+04 | 0.3347E+05 | 0.1954E+05 | 0.5748E+05 | 0.1627E+04 | 0.6567E+04 | 0.1224E+04 | 0.2916E+04 | 0.1585E+03 |
| 0.8904E+02 | 0.2944E+03 | 0.1198E+03 | 0.9810E+02 | 0.1829E+03 | 0.1398E+03 | 0.2397E+03 | 0.4034E+02 | 0.8104E+02 | 0.3499E+02 | 0.5400E+02 | 0.1259E+02 |
| 0.1416E+01 | 0.5248E+00 | 0.2969E+00 | -0.8581E+00 | 0.1015E+01 | 0.4761E+00 | -0.5627E+00 | -0.2491E-01 | -0.1737E-02 | 0.1926E+01 | 0.1999E+01 | 0.1656E+00 |
| 0.1195E+01 | 0.1163E+01 | 0.7590E+00 | 0.6579E+00 | 0.7558E+00 | 0.4884E+00 | 0.6690E+00 | 0.3268E+00 | 0.6036E+00 | 0.8374E+00 | 0.1328E+01 | 0.5615E+00 |
| 0.3957E+01 | 0.1344E+02 | 0.8380E+01 | 0.7915E+01 | 0.1285E+02 | 0.1519E+02 | 0.1902E+02 | 0.6552E+01 | 0.7126E+01 | 0.2218E+01 | 0.2158E+01 | 0.1190E+01 |

STATISTICS ON NORMAL ANNUAL MEANS(ALL DAYS)

| MEAN | VARIANCE | STANDARD DEVIATION | SKEWNESS | COEFF. OF VARIATION | SERIAL CORR |
|---|---|---|---|---|---|
| 0.1559E+03 | 0.3411E+04 | 0.5841E+02 | 0.8762E+00 | 0.3747E+00 | -0.3132E+00 |

STATISTICS ON LOG MONTHLY MEANS(ALL DAYS)

| OCT | NOV | DEC | JAN | FEB | MARCH | APRIL | MAY | JUNE | JULY | AUG | SEPT |
|---|---|---|---|---|---|---|---|---|---|---|---|

BY ROWS(MEAN,VARIANCE,STANDARD DEVIATION, SKEWNESS, COEFF. OF VARIATION,PERCENTAGE OF AVERAGE FLOW)

| | | | | | | | | | | | |
|---|---|---|---|---|---|---|---|---|---|---|---|
| 0.1572E+01 | 0.1878E+01 | 0.2035E+01 | 0.2029E+01 | 0.2271E+01 | 0.2413E+01 | 0.2402E+01 | 0.2073E+01 | 0.2044E+01 | 0.1530E+01 | 0.1372E+01 | 0.1294E+01 |
| 0.3905E+00 | 0.8761E+00 | 0.2630E+00 | 0.2434E+00 | 0.1514E+00 | 0.5428E-01 | 0.2624E+00 | 0.2172E-01 | 0.1180E+00 | 0.9220E-01 | 0.2263E+00 | 0.6866E-01 |
| 0.6249E+00 | 0.9360E+00 | 0.5128E+00 | 0.4934E+00 | 0.3892E+00 | 0.2330E+00 | 0.5122E+00 | 0.1474E+00 | 0.3435E+00 | 0.3036E+00 | 0.4757E+00 | 0.2620E+00 |
| 0.3142E+00 | -0.6805E-02 | -0.1412E+01 | -0.1671E+01 | -0.7113E+00 | -0.6507E+00 | -0.1744E+01 | -0.1783E+00 | -0.1245E+01 | 0.1691E+01 | 0.1988E+01 | 0.6423E-01 |
| 0.3976E+00 | 0.4984E+00 | 0.2520E+00 | 0.2432E+00 | 0.1714E+00 | 0.9654E-01 | 0.2133E+00 | 0.7109E-01 | 0.1680E+00 | 0.1985E+00 | 0.3467E+00 | 0.2026E+00 |
| 0.6860E+01 | 0.8197E+01 | 0.8883E+01 | 0.8854E+01 | 0.9911E+01 | 0.1053E+02 | 0.1048E+02 | 0.9048E+01 | 0.8922E+01 | 0.6676E+01 | 0.5989E+01 | 0.5646E+01 |

STATISTICS ON LOG ANNUAL MEANS(ALL DAYS)

| MEAN | VARIANCE | STANDARD DEVIATION | SKEWNESS | COEFF. OF VARIATION | SERIAL CORR |
|---|---|---|---|---|---|
| 0.2171E+01 | 0.2545E-01 | 0.1595E+00 | 0.3975E+00 | 0.7350E-01 | -0.3216E+00 |

## 03353600 Little Eagle Creek at Speedway, Ind.

LOCATION.--Lat 39°47'15", long 86°13'41", in NE¼SW¼ sec.32, T.16 N., R.3 E., Marion County, on right bank at downstream side of 16th Street bridge in Speedway, 0.6 mile (1.0 km) upstream from Dry Run, and 2.4 miles (3.9 km) upstream from mouth.

DRAINAGE AREA.--23.9 mi² (61.9 km²) including 5.57 mi² (14.43 km²) from Dry Run basin. Since June 1964 part of the flow from the 5.57 mi² (14.43 km²) of Dry Run basin has been diverted into Little Eagle Creek above gage.

### DURATION TABLE OF DAILY DISCHARGE FOR YEAR ENDING SEPTEMBER 30

| CLASS | 0 | 1 | 2 | 3 | 4 | 5 | 6 | 7 | 8 | 9 | 10 | 11 | 12 | 13 | 14 | 15 | 16 | 17 | 18 | 19 | 20 | 21 | 22 | 23 | 24 | 25 | 26 | 27 | 28 | 29 | 30 | 31 | 32 | 33 | 34 | |
|---|---|---|---|---|---|---|---|---|---|---|---|---|---|---|---|---|---|---|---|---|---|---|---|---|---|---|---|---|---|---|---|---|---|---|---|---|
| YEAR | NUMBER OF DAYS IN CLASS | | | | | | | | | | | | | | | | | | | | | | | | | | | | | | | | | | | CFS-DAYS |
| 1960 | 16 | 12 | 3 | | 4 | 14 | 5 | 10 | 8 | 6 | 8 | 8 | 22 | 48 | 51 | 30 | 40 | 19 | 15 | 9 | 11 | 8 | 7 | 4 | 3 | 3 | 1 | 1 | | | | | | | | 5351.3 |
| 1961 | 18 | 7 | 13 | 5 | 13 | 15 | 16 | 19 | 37 | 28 | 19 | 10 | 13 | 27 | 21 | 13 | 16 | 9 | 8 | 12 | 7 | 15 | 6 | 4 | 3 | 5 | 2 | | 1 | | 2 | 1 | | | | 7404.3 |
| 1962 | 15 | 14 | 6 | 4 | 4 | 10 | 9 | 17 | 17 | 13 | 27 | 14 | 11 | 34 | 30 | 20 | 31 | 21 | 11 | 16 | 11 | 10 | 5 | 4 | 3 | 1 | 3 | 1 | 1 | 1 | 1 | | | | | 6615.2 |
| 1963 | 5 | 6 | 12 | 11 | 14 | 21 | 28 | 24 | 39 | 28 | 21 | 19 | 11 | 21 | 16 | 10 | 11 | 11 | 13 | 12 | 11 | 2 | 6 | 1 | | 7 | 2 | | 1 | | 1 | | 1 | | | 5996.4 |
| 1964 | 6 | 14 | 6 | 4 | 25 | 42 | 32 | 27 | 32 | 15 | 23 | 22 | 10 | 11 | 11 | 10 | 15 | 16 | 8 | 8 | 4 | 6 | 1 | 5 | 3 | 5 | | 1 | 1 | | 2 | 1 | | | | 6122.7 |
| 1965 | | | 3 | 7 | 5 | 24 | 53 | 21 | 18 | 33 | 17 | 24 | 23 | 20 | 17 | 13 | 19 | 14 | 10 | 10 | 9 | 10 | 4 | 6 | 1 | 2 | | | 1 | | 1 | | | | | 4623.1 |
| 1966 | 8 | 43 | 12 | 9 | 10 | 13 | 17 | 23 | 34 | 46 | 7 | 34 | 27 | 19 | 13 | 17 | 10 | 9 | 4 | 2 | 2 | 3 | 1 | | 1 | 1 | | | | | | | | | | 1772.3 |
| 1967 | | 6 | 3 | 2 | 8 | 19 | 12 | 43 | 30 | 20 | 12 | 7 | 12 | 19 | 24 | 31 | 27 | 14 | 27 | 12 | 9 | 11 | 4 | 1 | 4 | 2 | 1 | 2 | | 3 | | | | | | 6508.1 |
| 1968 | | | | | | | 6 | 26 | 16 | 40 | 35 | 22 | 35 | 31 | 18 | 16 | 20 | 15 | 14 | 21 | 11 | 18 | 6 | 5 | 2 | 2 | 2 | 1 | 2 | 2 | | | | | | 7378.5 |
| 1969 | | | | | | | | 12 | 14 | 17 | 21 | 21 | 38 | 39 | 45 | 29 | 27 | 12 | 16 | 20 | 13 | 10 | 9 | 6 | 5 | 4 | 1 | 3 | | 2 | 1 | | | | | 8540.7 |
| 1970 | | | 1 | | | 1 | 2 | 5 | 6 | 10 | 14 | 18 | 15 | 46 | 33 | 37 | 45 | 34 | 32 | 17 | 18 | 9 | 7 | 6 | 2 | 2 | 2 | | 2 | 1 | | | | | | 7573.9 |
| 1971 | | | | | | | | 4 | 4 | 34 | 41 | 44 | 46 | 41 | 32 | 24 | 26 | 16 | 15 | 15 | 6 | 4 | 3 | 2 | 3 | 2 | 1 | 1 | | 1 | | | | | | 4912.7 |
| 1972 | | | | | | | 4 | 2 | 5 | 4 | 39 | 68 | 43 | 28 | 17 | 10 | 35 | 28 | 31 | 17 | 11 | 8 | 4 | 2 | 1 | 3 | 2 | 1 | 3 | | | | | | | 6549.0 |
| 1973 | | | | | | | | | 1 | 10 | 6 | 20 | 17 | 32 | 30 | 52 | 40 | 21 | 38 | 28 | 30 | 13 | 7 | 5 | 5 | 4 | 2 | 2 | 1 | 1 | | | | | | 9050.7 |

| CLASS | CFS | TOTAL | ACCUM | PERCT | CLASS | CFS | TOTAL | ACCUM | PERCT | CLASS | CFS | TOTAL | ACCUM | PERCT | CLASS | CFS | TOTAL | ACCUM | PERCT |
|---|---|---|---|---|---|---|---|---|---|---|---|---|---|---|---|---|---|---|---|
| 0 | 0.00 | 68 | 5114 | 100.0 | 9 | 1.60 | 304 | 3923 | 76.7 | 18 | 19.0 | 242 | 988 | 19.3 | 27 | 230 | 13 | 48 | .9 |
| 1 | 0.10 | 102 | 5046 | 98.7 | 10 | 2.10 | 290 | 3619 | 70.8 | 19 | 25.0 | 199 | 746 | 14.6 | 28 | 310 | 13 | 35 | .6 |
| 2 | 0.20 | 59 | 4944 | 96.7 | 11 | 2.80 | 331 | 3329 | 65.1 | 20 | 34.0 | 153 | 547 | 10.7 | 29 | 410 | 11 | 22 | .4 |
| 3 | 0.30 | 42 | 4885 | 95.5 | 12 | 3.70 | 323 | 2998 | 58.6 | 21 | 44.0 | 127 | 394 | 7.7 | 30 | 540 | 8 | 11 | .2 |
| 4 | 0.40 | 83 | 4843 | 94.7 | 13 | 4.80 | 416 | 2675 | 52.3 | 22 | 59.0 | 70 | 267 | 5.2 | 31 | 710 | 2 | 3 | |
| 5 | 0.50 | 159 | 4760 | 93.1 | 14 | 6.40 | 358 | 2259 | 44.2 | 23 | 77.0 | 51 | 197 | 3.9 | 32 | 940 | 1 | 1 | |
| 6 | 0.70 | 184 | 4601 | 90.0 | 15 | 8.40 | 312 | 1901 | 37.2 | 24 | 100.0 | 36 | 146 | 2.9 | 33 | | | | |
| 7 | 0.90 | 233 | 4417 | 86.4 | 16 | 11.00 | 362 | 1589 | 31.1 | 25 | 130.0 | 43 | 110 | 2.2 | 34 | | | | |
| 8 | 1.20 | 261 | 4184 | 81.8 | 17 | 15.00 | 239 | 1227 | 24.0 | 26 | 180.0 | 19 | 67 | 1.3 | | | | | |

### LOWEST MEAN DISCHARGE, IN CFS, AND RANKING, FOR THE FOLLOWING NUMBER OF CONSECUTIVE DAYS IN YEAR ENDING MARCH 31

| YEAR | 1 | | 3 | | 7 | | 14 | | 30 | | 60 | | 90 | | 120 | | 183 | | ANNUAL | |
|---|---|---|---|---|---|---|---|---|---|---|---|---|---|---|---|---|---|---|---|---|
| 1961 | 0.00 | 1 | 0.00 | 1 | 0.00 | 1 | 0.00 | 1 | 0.20 | 2 | 0.40 | 2 | 0.60 | 3 | 0.80 | 3 | 1.20 | 3 | 13.00 | 3 |
| 1962 | 0.00 | 2 | 0.10 | 5 | 0.10 | 5 | 0.30 | 4 | 0.70 | 6 | 1.80 | 9 | 1.90 | 7 | 2.60 | 6 | 3.40 | 7 | 22.80 | 11 |
| 1963 | 0.00 | 3 | 0.00 | 2 | 0.00 | 2 | 0.00 | 2 | 0.60 | 4 | 1.60 | 7 | 2.30 | 8 | 2.60 | 7 | 3.50 | 8 | 18.90 | 9 |
| 1964 | 0.00 | 4 | 0.00 | 3 | 0.10 | 3 | 0.30 | 5 | 0.40 | 3 | 0.50 | 3 | 0.50 | 2 | 0.70 | 2 | 1.00 | 2 | 12.10 | 2 |
| 1965 | 0.20 | 6 | 0.30 | 6 | 0.40 | 6 | 0.50 | 6 | 0.70 | 5 | 0.90 | 4 | 0.90 | 4 | 1.20 | 4 | 1.60 | 4 | 16.30 | 6 |
| 1966 | 0.40 | 8 | 0.40 | 7 | 0.50 | 7 | 0.70 | 7 | 0.90 | 7 | 1.40 | 6 | 1.70 | 6 | 2.60 | 8 | 2.50 | 5 | 9.40 | 1 |
| 1967 | 0.00 | 5 | 0.00 | 4 | 0.10 | 4 | 0.10 | 3 | 0.10 | 1 | 0.20 | 1 | 0.30 | 1 | 0.40 | 1 | 0.80 | 1 | 13.90 | 5 |
| 1968 | 0.40 | 9 | 0.60 | 8 | 0.70 | 8 | 0.80 | 8 | 0.90 | 8 | 1.10 | 5 | 1.40 | 5 | 1.50 | 5 | 2.50 | 6 | 17.20 | 7 |
| 1969 | 0.80 | 10 | 0.90 | 11 | 1.00 | 10 | 1.10 | 9 | 1.50 | 9 | 1.70 | 8 | 2.70 | 9 | 4.00 | 10 | 5.90 | 10 | 23.20 | 12 |
| 1970 | 1.10 | 12 | 1.20 | 12 | 1.20 | 12 | 1.50 | 11 | 2.00 | 11 | 5.80 | 13 | 11.80 | 13 | 13.60 | 13 | 14.50 | 13 | 21.40 | 10 |
| 1971 | 0.30 | 7 | 0.60 | 9 | 1.10 | 11 | 1.90 | 12 | 3.40 | 13 | 3.90 | 12 | 5.40 | 12 | 5.60 | 12 | 6.30 | 11 | 17.50 | 8 |
| 1972 | 0.80 | 11 | 0.80 | 10 | 0.90 | 9 | 1.20 | 10 | 1.90 | 10 | 2.50 | 10 | 3.30 | 10 | 3.60 | 9 | 5.30 | 9 | 13.30 | 4 |
| 1973 | 2.10 | 13 | 2.20 | 13 | 2.30 | 13 | 2.90 | 13 | 3.10 | 12 | 3.60 | 11 | 3.90 | 11 | 4.70 | 11 | 6.80 | 12 | 25.20 | 13 |

| YEAR | 1 | | 3 | | 7 | | 15 | | 30 | | 60 | | 90 | | 120 | | 183 | | ANNUAL | |
|---|---|---|---|---|---|---|---|---|---|---|---|---|---|---|---|---|---|---|---|---|
| 1960 | 234.0 | 13 | 126.0 | 13 | 98.3 | 13 | 56.3 | 13 | 45.3 | 13 | 31.3 | 13 | 26.1 | 13 | 25.0 | 13 | 20.5 | 12 | 14.6 | 11 |
| 1961 | 935.0 | 2 | 375.0 | 5 | 250.0 | 4 | 151.0 | 3 | 118.0 | 2 | 86.8 | 2 | 71.9 | 1 | 56.4 | 1 | 38.8 | 1 | 20.3 | 4 |
| 1962 | 547.0 | 5 | 229.0 | 12 | 114.0 | 12 | 87.1 | 9 | 64.1 | 10 | 47.9 | 8 | 38.8 | 8 | 32.5 | 9 | 31.1 | 8 | 18.1 | 6 |
| 1963 | 973.0 | 1 | 481.0 | 3 | 232.0 | 5 | 148.0 | 4 | 124.0 | 1 | 78.3 | 3 | 55.9 | 3 | 43.4 | 4 | 29.6 | 10 | 16.4 | 10 |
| 1964 | 831.0 | 3 | 592.0 | 1 | 310.0 | 1 | 171.0 | 1 | 104.0 | 4 | 88.3 | 1 | 61.5 | 2 | 47.7 | 2 | 32.4 | 6 | 16.7 | 9 |
| 1965 | 542.0 | 6 | 236.0 | 10 | 120.0 | 11 | 76.1 | 12 | 54.5 | 11 | 41.1 | 11 | 39.0 | 7 | 31.8 | 11 | 22.8 | 11 | 12.7 | 13 |
| 1966 | 160.0 | 14 | 108.0 | 14 | 57.9 | 14 | 30.8 | 14 | 20.0 | 14 | 12.6 | 14 | 12.2 | 14 | 10.8 | 14 | 8.8 | 14 | 4.9 | 14 |
| 1967 | 505.0 | 10 | 481.0 | 2 | 259.0 | 2 | 131.0 | 5 | 73.2 | 5 | 48.2 | 7 | 37.5 | 9 | 35.8 | 7 | 33.4 | 5 | 17.8 | 8 |
| 1968 | 516.0 | 9 | 246.0 | 8 | 193.0 | 6 | 109.0 | 7 | 64.2 | 9 | 48.8 | 6 | 39.3 | 6 | 37.6 | 5 | 34.8 | 4 | 20.2 | 5 |
| 1969 | 638.0 | 4 | 442.0 | 4 | 256.0 | 3 | 165.0 | 2 | 113.0 | 3 | 73.3 | 4 | 53.1 | 4 | 47.3 | 3 | 35.1 | 3 | 23.4 | 2 |
| 1970 | 520.0 | 7 | 273.0 | 6 | 144.0 | 7 | 77.5 | 11 | 53.8 | 12 | 36.9 | 12 | 36.8 | 10 | 34.5 | 8 | 31.3 | 7 | 20.8 | 3 |
| 1971 | 492.0 | 11 | 234.0 | 11 | 129.0 | 9 | 79.3 | 10 | 67.4 | 8 | 42.2 | 10 | 30.8 | 12 | 26.4 | 12 | 20.2 | 13 | 13.5 | 12 |
| 1972 | 384.0 | 12 | 265.0 | 7 | 134.0 | 8 | 91.3 | 8 | 68.4 | 7 | 46.0 | 9 | 35.2 | 11 | 32.0 | 10 | 30.5 | 9 | 17.9 | 7 |
| 1973 | 516.0 | 8 | 245.0 | 9 | 126.0 | 10 | 110.0 | 6 | 71.8 | 6 | 50.0 | 5 | 44.4 | 5 | 37.3 | 6 | 36.0 | 2 | 24.8 | 1 |

STATISTICS ON NORMAL MONTHLY MEANS(ALL DAYS)

| OCT | NOV | DEC | JAN | FEB | MARCH | APRIL | MAY | JUNE | JULY | AUG | SEPT |
|---|---|---|---|---|---|---|---|---|---|---|---|
| BY ROWS(MEAN,VARIANCE,STANDARD DEVIATION, SKEWNESS, COEFF. OF VARIATION,PERCENTAGE OF AVERAGE FLOW) | | | | | | | | | | | |
| 0.4830E+01 | 0.1216E+02 | 0.1980E+02 | 0.2234E+02 | 0.2452E+02 | 0.3861E+02 | 0.3764E+02 | 0.1970E+02 | 0.1035E+02 | 0.1045E+02 | 0.4358E+01 | 0.3153E+01 |
| 0.2964E+02 | 0.4269E+03 | 0.4730E+03 | 0.4191E+03 | 0.3268E+03 | 0.9346E+03 | 0.8920E+03 | 0.2312E+03 | 0.5730E+02 | 0.1542E+03 | 0.1467E+02 | 0.6537E+01 |
| 0.5445E+01 | 0.2066E+02 | 0.2175E+02 | 0.2047E+02 | 0.1808E+02 | 0.3057E+02 | 0.2987E+02 | 0.1520E+02 | 0.7570E+01 | 0.1242E+02 | 0.3830E+01 | 0.2557E+01 |
| 0.1499E+01 | 0.2475E+01 | 0.1056E+01 | 0.1637E+01 | 0.1129E+01 | 0.1352E+01 | 0.8885E+00 | 0.1004E+01 | 0.1046E+01 | 0.1565E+01 | 0.1088E+01 | 0.4261E+00 |
| 0.1127E+01 | 0.1699E+01 | 0.1099E+01 | 0.9163E+00 | 0.7372E+00 | 0.7918E+00 | 0.7934E+00 | 0.7718E+00 | 0.7311E+00 | 0.1189E+01 | 0.8788E+00 | 0.8110E+00 |
| 0.2323E+01 | 0.5848E+01 | 0.5521E+01 | 0.1075E+02 | 0.1180E+02 | 0.1857E+02 | 0.1811E+02 | 0.9475E+01 | 0.4980E+01 | 0.5026E+01 | 0.2096E+01 | 0.1516E+01 |

STATISTICS ON NORMAL ANNUAL MEANS(ALL DAYS)

| MEAN | VARIANCE | STANDARD DEVIATION | SKEWNESS | COEFF. OF VARIATION | SERIAL CORR |
|---|---|---|---|---|---|
| 0.1729E+02 | 0.2485E+02 | 0.4985E+01 | -0.9775E+00 | 0.2884E+00 | 0.2724E+00 |

STATISTICS ON LOG MONTHLY MEANS(ALL DAYS)

| OCT | NOV | DEC | JAN | FEB | MARCH | APRIL | MAY | JUNE | JULY | AUG | SEPT |
|---|---|---|---|---|---|---|---|---|---|---|---|
| BY ROWS(MEAN,VARIANCE,STANDARD DEVIATION, SKEWNESS, COEFF. OF VARIATION,PERCENTAGE OF AVERAGE FLOW) | | | | | | | | | | | |
| 0.3950E+00 | 0.7056E+00 | 0.9219E+00 | 0.1162E+01 | 0.1250E+01 | 0.1464E+01 | 0.1421E+01 | 0.1182E+01 | 0.8915E+00 | 0.7246E+00 | 0.4436E+00 | 0.2954E+00 |
| 0.2976E+00 | 0.2927E+00 | 0.4699E+00 | 0.2047E+00 | 0.1647E+00 | 0.1196E+00 | 0.1675E+00 | 0.1006E+00 | 0.1367E+00 | 0.2930E+00 | 0.2473E+00 | 0.2476E+00 |
| 0.5455E+00 | 0.5410E+00 | 0.6855E+00 | 0.4525E+00 | 0.4058E+00 | 0.3458E+00 | 0.4093E+00 | 0.3172E+00 | 0.3697E+00 | 0.5413E+00 | 0.4973E+00 | 0.4976E+00 |
| 0.6032E-01 | 0.5789E+00 | -0.3090E+00 | -0.3526E+00 | -0.8120E+00 | -0.4893E-01 | -0.2806E+00 | 0.5430E+00 | -0.6879E+00 | 0.2081E+00 | -0.1115E+01 | -0.5998E+00 |
| 0.1367E+01 | 0.7668E+00 | 0.7435E+00 | 0.3893E+00 | 0.3247E+00 | 0.2362E+00 | 0.2881E+00 | 0.2684E+00 | 0.4147E+00 | 0.7470E+00 | 0.1121E+01 | 0.1684E+01 |
| 0.3674E+01 | 0.6496E+01 | 0.8488E+01 | 0.1070E+02 | 0.1151E+02 | 0.1348E+02 | 0.1308E+02 | 0.1088E+02 | 0.8209E+01 | 0.6672E+01 | 0.4084E+01 | 0.2720E+01 |

STATISTICS ON LOG ANNUAL MEANS(ALL DAYS)

| MEAN | VARIANCE | STANDARD DEVIATION | SKEWNESS | COEFF. OF VARIATION | SERIAL CORR |
|---|---|---|---|---|---|
| 0.1213E+01 | 0.2997E-01 | 0.1731E+00 | -0.2336E+01 | 0.1428E+00 | 0.1797E+00 |

**ANNUAL PEAKS**

| | |
|---|---|
| 1960 | 460 |
| 1961 | 1940 |
| 1962 | 992 |
| 1963 | 1830 |
| 1964 | 1880 |
| 1965 | 1160 |
| 1966 | 361 |
| 1967 | 1390 |
| 1968 | 1060 |
| 1969 | 1240 |
| 1970 | 893 |
| 1971 | 896 |
| 1972 | 761 |
| 1973 | 932 |

03353620 Lick Creek at Indianapolis, Ind.

LOCATION.--Lat 39°42'21", long 86°06'13", in NE¼NE¼ sec.32, T.15 N., R.4 E., Marion County, on left bank at upstream side of Sherman Drive bridge in Indianapolis.

DRAINAGE AREA.--15.6 mi² (40.4 km²).

DURATION TABLE OF DAILY DISCHARGE FOR YEAR ENDING SEPTEMBER 30

| CLASS | 0 | 1 | 2 | 3 | 4 | 5 | 6 | 7 | 8 | 9 | 10 | 11 | 12 | 13 | 14 | 15 | 16 | 17 | 18 | 19 | 20 | 21 | 22 | 23 | 24 | 25 | 26 | 27 | 28 | 29 | 30 | 31 | 32 | 33 | 34 | CFS_DAYS |
|---|---|---|---|---|---|---|---|---|---|---|---|---|---|---|---|---|---|---|---|---|---|---|---|---|---|---|---|---|---|---|---|---|---|---|---|---|
| YEAR | NUMBER OF DAYS IN CLASS | | | | | | | | | | | | | | | | | | | | | | | | | | | | | | | | | | | |
| 1971 | | 1 | 5 | 18 | 16 | 35 | 36 | 45 | 27 | 21 | 20 | 18 | 16 | 8 | 15 | 10 | 8 | 5 | 14 | 9 | 7 | 9 | 2 | 6 | 3 | 2 | 2 | 2 | | 3 | | 2 | | | | 4569.7 |
| 1972 | | | 2 | 2 | 17 | 20 | 23 | 26 | 21 | 28 | 15 | 16 | 18 | 32 | 23 | 23 | 12 | 18 | 13 | 9 | 9 | 6 | 9 | 4 | 2 | 2 | 5 | 2 | 1 | 3 | 2 | 2 | 1 | | | 5873.5 |
| 1973 | | | | 1 | 9 | 17 | 18 | 19 | 13 | 16 | 17 | 19 | 18 | 30 | 20 | 25 | 15 | 21 | 15 | 10 | 11 | 12 | 7 | 14 | 9 | 9 | 3 | 2 | 7 | 1 | 2 | 1 | 1 | 1 | 2 | 8251.2 |

| CLASS | CFS | TOTAL | ACCUM | PERCT | CLASS | CFS | TOTAL | ACCUM | PERCT | CLASS | CFS | TOTAL | ACCUM | PERCT | CLASS | CFS | TOTAL | ACCUM | PERCT |
|---|---|---|---|---|---|---|---|---|---|---|---|---|---|---|---|---|---|---|---|
| 0 | 0.00 | 0 | 1096 | 100.0 | 9 | 4.90 | 65 | 725 | 66.1 | 18 | 20.0 | 42 | 238 | 21.7 | 27 | 83 | 6 | 35 | 3.1 |
| 1 | 1.40 | 1 | 1096 | 100.0 | 10 | 5.80 | 52 | 660 | 60.2 | 19 | 24.0 | 28 | 196 | 17.9 | 28 | 97 | 8 | 29 | 2.6 |
| 2 | 1.60 | 7 | 1095 | 99.9 | 11 | 6.70 | 53 | 608 | 55.5 | 20 | 28.0 | 27 | 168 | 15.3 | 29 | 110 | 4 | 21 | 1.9 |
| 3 | 1.90 | 21 | 1088 | 99.3 | 12 | 7.90 | 52 | 555 | 50.6 | 21 | 32.0 | 27 | 141 | 12.9 | 30 | 130 | 7 | 17 | 1.5 |
| 4 | 2.20 | 42 | 1067 | 97.4 | 13 | 9.20 | 70 | 503 | 45.9 | 22 | 38.0 | 18 | 114 | 10.4 | 31 | 160 | 3 | 10 | .9 |
| 5 | 2.60 | 72 | 1025 | 93.5 | 14 | 11.00 | 58 | 433 | 39.5 | 23 | 44.0 | 24 | 96 | 8.8 | 32 | 180 | 4 | 7 | .6 |
| 6 | 3.10 | 77 | 953 | 87.0 | 15 | 13.00 | 58 | 375 | 34.2 | 24 | 52.0 | 14 | 72 | 6.6 | 33 | 210 | 1 | 3 | .2 |
| 7 | 3.60 | 96 | 876 | 79.9 | 16 | 15.00 | 35 | 317 | 28.9 | 25 | 61.0 | 13 | 58 | 5.3 | 34 | 250 | 2 | 2 | .1 |
| 8 | 4.20 | 61 | 785 | 71.7 | 17 | 17.00 | 44 | 282 | 25.7 | 26 | 71.0 | 10 | 45 | 4.1 | | | | | |

LOWEST MEAN DISCHARGE, IN CFS, AND RANKING, FOR THE FOLLOWING NUMBER OF CONSECUTIVE DAYS IN YEAR ENDING MARCH 31

| YEAR | 1 | | 3 | | 7 | | 14 | | 30 | | 60 | | 90 | | 120 | | 183 | | ANNUAL | |
|---|---|---|---|---|---|---|---|---|---|---|---|---|---|---|---|---|---|---|---|---|
| 1972 | 1.40 | 1 | 1.57 | 1 | 1.80 | 1 | 2.21 | 1 | 3.01 | 1 | 4.56 | 1 | 5.23 | 1 | 5.89 | 1 | 5.98 | 1 | 10.80 | 1 |
| 1973 | 2.20 | 2 | 2.40 | 2 | 2.70 | 2 | 3.31 | 2 | 4.93 | 2 | 7.05 | 2 | 7.57 | 2 | 8.99 | 2 | 11.10 | 2 | 22.10 | 2 |

HIGHEST MEAN DISCHARGE, IN CFS, AND RANKING, FOR THE FOLLOWING NUMBER OF CONSECUTIVE DAYS IN YEAR ENDING SEPTEMBER 30

| YEAR | 1 | | 3 | | 7 | | 15 | | 30 | | 60 | | 90 | | 120 | | 183 | | ANNUAL | |
|---|---|---|---|---|---|---|---|---|---|---|---|---|---|---|---|---|---|---|---|---|
| 1971 | 209.0 | 2 | 119.0 | 3 | 168.0 | 1 | 70.9 | 1 | 50.4 | 2 | 33.4 | 3 | 28.0 | 2 | 23.8 | 3 | 18.4 | 3 | 12.5 | 3 |
| 1972 | 135.0 | 3 | 120.0 | 2 | 79.1 | 3 | 64.2 | 3 | 46.8 | 3 | 34.1 | 2 | 27.6 | 3 | 25.3 | 2 | 22.0 | 2 | 16.0 | 2 |
| 1973 | 300.0 | 1 | 180.0 | 1 | 96.6 | 2 | 65.7 | 2 | 59.9 | 1 | 42.9 | 1 | 37.2 | 1 | 32.1 | 1 | 30.7 | 1 | 22.6 | 1 |

STATISTICS ON NORMAL MONTHLY MEANS(ALL DAYS)

| OCT | NOV | DEC | JAN | FEB | MARCH | APRIL | MAY | JUNE | JULY | AUG | SEPT |
|---|---|---|---|---|---|---|---|---|---|---|---|
| BY ROWS(MEAN,VARIANCE,STANDARD DEVIATION, SKEWNESS, COEFF. OF VARIATION,PERCENTAGE OF AVERAGE FLOW) | | | | | | | | | | | |
| 0.5866E+01 | 0.1477E+02 | 0.2270E+02 | 0.1623E+02 | 0.2761E+02 | 0.3013E+02 | 0.2741E+02 | 0.1048E+02 | 0.2030E+02 | 0.1296E+02 | 0.6432E+01 | 0.1110E+02 |
| 0.3999E+00 | 0.2802E+03 | 0.8901E+02 | 0.2261E+02 | 0.4439E+03 | 0.3692E+03 | 0.4665E+03 | 0.2975E+01 | 0.1841E+03 | 0.9965E+02 | 0.9192E+01 | 0.3117E+02 |
| 0.5999E+00 | 0.1674E+02 | 0.9435E+01 | 0.4755E+01 | 0.2107E+02 | 0.1921E+02 | 0.2160E+02 | 0.1725E+01 | 0.1357E+02 | 0.9983E+01 | 0.3032E+01 | 0.5583E+01 |
| 0.6395E+00 | 0.1686E+01 | -0.1167E+01 | 0.8922E+00 | 0.1493E+01 | 0.1675E+01 | -0.8944E+00 | 0.1590E+01 | -0.2640E+00 | 0.1717E+01 | -0.3662E+00 | 0.3404E-01 |
| 0.1033E+00 | 0.1133E+01 | 0.4157E+00 | 0.2929E+00 | 0.7631E+00 | 0.6377E+00 | 0.7879E+00 | 0.1646E+00 | 0.6685E+00 | 0.7700E+00 | 0.4713E+00 | 0.5029E+00 |
| 0.2820E+01 | 0.7172E+01 | 0.1102E+02 | 0.7883E+01 | 0.1341E+02 | 0.1463E+02 | 0.1331E+02 | 0.5088E+01 | 0.9857E+01 | 0.6296E+01 | 0.3123E+01 | 0.5391E+01 |

STATISTICS ON NORMAL ANNUAL MEANS(ALL DAYS)

| MEAN | VARIANCE | STANDARD DEVIATION | SKEWNESS | COEFF. OF VARIATION | SERIAL CORR |
|---|---|---|---|---|---|
| 0.1706E+02 | 0.2620E+02 | 0.5118E+01 | 0.8534E+00 | 0.3001E+00 | 0.1000E+01 |

STATISTICS ON LOG MONTHLY MEANS(ALL DAYS)

| OCT | NOV | DEC | JAN | FEB | MARCH | APRIL | MAY | JUNE | JULY | AUG | SEPT |
|---|---|---|---|---|---|---|---|---|---|---|---|
| BY ROWS(MEAN,VARIANCE,STANDARD DEVIATION, SKEWNESS, COEFF. OF VARIATION,PERCENTAGE OF AVERAGE FLOW) | | | | | | | | | | | |
| 0.7624E+00 | 0.9738E+00 | 0.1325E+01 | 0.1198E+01 | 0.1358E+01 | 0.1425E+01 | 0.1255E+01 | 0.1017E+01 | 0.1217E+01 | 0.1034E+01 | 0.7704E+00 | 0.1003E+01 |
| 0.1985E-02 | 0.2477E+00 | 0.4383E-01 | 0.1574E-01 | 0.1049E+00 | 0.6567E-01 | 0.3344E+00 | 0.4756E-02 | 0.1389E+00 | 0.9498E-01 | 0.5366E-01 | 0.5867E-01 |
| 0.4455E-01 | 0.4977E+00 | 0.2093E+00 | 0.1254E+00 | 0.3240E+00 | 0.2563E+00 | 0.5783E+00 | 0.6896E-01 | 0.3727E+00 | 0.3082E+00 | 0.2316E+00 | 0.2422E+00 |
| 0.5015E+00 | 0.1299E+01 | -0.1417E+01 | 0.5300E+00 | 0.9482E+00 | 0.1567E+01 | -0.1579E+01 | 0.1546E+01 | -0.1187E+01 | 0.1676E+01 | -0.9989E+00 | -0.7291E+00 |
| 0.5844E-01 | 0.5111E+00 | 0.1158E+00 | 0.1047E+00 | 0.2385E+00 | 0.1798E+00 | 0.4609E+00 | 0.6784E-01 | 0.3062E+00 | 0.2980E+00 | 0.3007E+00 | 0.2414E+00 |
| 0.5715E+01 | 0.7300E+01 | 0.9935E+01 | 0.8982E+01 | 0.1018E+02 | 0.1068E+02 | 0.9406E+01 | 0.7620E+01 | 0.9123E+01 | 0.7753E+01 | 0.5775E+01 | 0.7522E+01 |

STATISTICS ON LOG ANNUAL MEANS(ALL DAYS)

| MEAN | VARIANCE | STANDARD DEVIATION | SKEWNESS | COEFF. OF VARIATION | SERIAL CORR |
|---|---|---|---|---|---|
| 0.1219E+01 | 0.1660E-01 | 0.1289E+00 | 0.4717E+00 | 0.1057E+00 | 0.1000E+01 |

ANNUAL PEAKS

| | |
|---|---|
| 1971 | 578 |
| 1972 | 365 |
| 1973 | 908 |

## 03353700 West Fork White Lick Creek at Danville, Ind.

LOCATION.--Lat 39°45'36", long 86°30'47", in NW¼NE¼ sec.10, T.15 N., R.1 W., Hendricks County, on downstream side of bridge on U.S. Highway 36, 0.1 mile (0.2 km) east of city limits of Danville, 0.5 mile (0.8 km) upstream from small left-bank tributary and 7 miles (11.3 km) west of Avon.

DRAINAGE AREA.--28.8 $mi^2$ (74.6 $km^2$).

DURATION TABLE OF DAILY DISCHARGE FOR YEAR ENDING SEPTEMBER 30

| YEAR | CLASS 0 | 1 | 2 | 3 | 4 | 5 | 6 | 7 | 8 | 9 | 10 | 11 | 12 | 13 | 14 | 15 | 16 | 17 | 18 | 19 | 20 | 21 | 22 | 23 | 24 | 25 | 26 | 27 | 28 | 29 | 30 | 31 | 32 | 33 | 34 | CFS_DAYS |
|---|---|---|---|---|---|---|---|---|---|---|---|---|---|---|---|---|---|---|---|---|---|---|---|---|---|---|---|---|---|---|---|---|---|---|---|---|
| | NUMBER OF DAYS IN CLASS | | | | | | | | | | | | | | | | | | | | | | | | | | | | | | | | | | | |
| 1959 | | | | | | 4 | 21 | 14 | 14 | 7 | 14 | 7 | 18 | 26 | 25 | 15 | 11 | 29 | 27 | 33 | 26 | 27 | 22 | 7 | 8 | 1 | 5 | 2 | | | 2 | | | | | 10531.2 |
| 1960 | | | | | | 35 | 5 | 9 | 6 | 3 | 17 | 7 | 21 | 10 | 13 | 20 | 33 | 65 | 31 | 25 | 20 | 8 | 9 | 10 | 3 | 7 | 5 | 3 | | | 1 | | | | | 8754.8 |
| 1961 | 24 | | | | | 32 | 24 | 19 | 32 | 14 | 26 | 19 | 16 | 16 | 10 | 11 | 18 | 17 | 11 | 11 | 12 | 7 | 12 | 9 | 8 | 3 | 5 | 5 | 1 | 1 | 2 | | | | | 10764.6 |
| 1962 | 4 | | | | | 3 | 19 | 3 | 14 | 15 | 22 | 12 | 17 | 18 | 19 | 21 | 27 | 36 | 33 | 32 | 25 | 16 | 6 | 7 | 4 | 2 | 5 | | | 2 | 3 | | | | | 11317.3 |
| 1963 | 35 | | | | | 37 | 23 | 7 | 19 | 31 | 29 | 22 | 20 | 19 | 12 | 13 | 9 | 11 | 16 | 7 | 14 | 9 | 12 | 7 | 5 | 3 | 2 | 1 | | | 2 | | | | | 7070.1 |
| 1964 | 111 | | | | | 41 | 13 | 7 | 7 | 6 | 19 | 10 | 18 | 20 | 6 | 11 | 11 | 11 | 12 | 17 | 11 | 6 | 6 | 4 | 7 | 3 | 5 | | 1 | 2 | 1 | | | | | 7271.9 |
| 1965 | 53 | | | | | 37 | 15 | 16 | 15 | 14 | 27 | 11 | 18 | 19 | 13 | 15 | 7 | 10 | 17 | 21 | 17 | 13 | 7 | 6 | 10 | 2 | | | 1 | 1 | | | | | | 5485.2 |
| 1966 | 56 | | | | | 29 | 40 | 21 | 18 | 11 | 15 | 7 | 12 | 17 | 22 | 31 | 24 | 19 | 15 | 9 | 5 | 8 | 2 | | 2 | 1 | 1 | | | | | | | | | 2317.5 |
| 1967 | 69 | | | | | 17 | 15 | 11 | 10 | 11 | 17 | 5 | 4 | 13 | 7 | 8 | 15 | 31 | 25 | 29 | 15 | 18 | 17 | 9 | 5 | 7 | 2 | 2 | | 2 | 1 | | | | | 9436.1 |
| 1968 | | | | 1 | 1 | 4 | 21 | 12 | 10 | 16 | 19 | 16 | 4 | 5 | 12 | 29 | 31 | 30 | 23 | 19 | 12 | 11 | 19 | 20 | 24 | 11 | 5 | 1 | 2 | 3 | 3 | 2 | | | | 13449.7 |
| 1969 | | | | | | 7 | 22 | 3 | 2 | 8 | 8 | 9 | 5 | 3 | 8 | 19 | 22 | 24 | 37 | 50 | 36 | 21 | 24 | 18 | 15 | 4 | 7 | 5 | 4 | 1 | 3 | | | | | 12548.7 |
| 1970 | 3 | 8 | 4 | 5 | 3 | 3 | 11 | 3 | 5 | 10 | 10 | 9 | 11 | 8 | 4 | 6 | 25 | 15 | 17 | 29 | 58 | 42 | 21 | 17 | 11 | 9 | 9 | 3 | 3 | 1 | 2 | | | | | 11861.1 |
| 1971 | 3 | 2 | | | | 3 | 3 | 5 | 11 | 7 | 12 | 20 | 36 | 27 | 41 | 24 | 31 | 23 | 26 | 17 | 19 | 20 | 9 | 9 | 6 | 3 | 2 | 4 | 1 | 1 | | | | | | 8446.5 |
| 1972 | | | | 3 | 1 | 5 | 3 | 3 | 4 | 30 | 18 | 15 | 17 | 16 | 21 | 14 | 33 | 36 | 33 | 26 | 16 | 22 | 17 | 11 | 8 | 4 | 5 | 1 | 2 | 2 | | | | | | 10372.5 |
| 1973 | | | | | | | | | | 5 | 5 | 5 | 11 | 4 | 5 | 9 | 16 | 30 | 43 | 51 | 41 | 38 | 27 | 25 | 16 | 15 | 6 | 8 | 4 | | | 1 | | | | 20330.0 |

| CLASS | CFS | TOTAL | ACCUM | PERCT | CLASS | CFS | TOTAL | ACCUM | PERCT | CLASS | CFS | TOTAL | ACCUM | PERCT | CLASS | CFS | TOTAL | ACCUM | PERCT |
|---|---|---|---|---|---|---|---|---|---|---|---|---|---|---|---|---|---|---|---|
| 0 | 0.00 | 358 | 5479 | 100.0 | 9 | 0.40 | 184 | 4451 | 81.2 | 18 | 9.0 | 395 | 2386 | 43.5 | 27 | 190 | 52 | 136 | 2.4 |
| 1 | 0.01 | 10 | 5121 | 93.5 | 10 | 0.60 | 191 | 4267 | 77.9 | 19 | 13.0 | 387 | 1991 | 36.3 | 28 | 270 | 35 | 84 | 1.5 |
| 2 | 0.02 | 4 | 5111 | 93.3 | 11 | 0.80 | 255 | 4076 | 74.4 | 20 | 18.0 | 384 | 1604 | 29.3 | 29 | 380 | 15 | 49 | .8 |
| 3 | 0.03 | 9 | 5107 | 93.2 | 12 | 1.20 | 160 | 3821 | 69.7 | 21 | 25.0 | 295 | 1220 | 22.3 | 30 | 540 | 19 | 34 | .6 |
| 4 | 0.05 | 5 | 5098 | 93.0 | 13 | 1.60 | 224 | 3661 | 66.8 | 22 | 35.0 | 256 | 925 | 16.9 | 31 | 760 | 15 | 15 | .2 |
| 5 | 0.07 | 14 | 5093 | 93.0 | 14 | 2.30 | 229 | 3437 | 62.7 | 23 | 50.0 | 201 | 669 | 12.2 | 32 | | | | |
| 6 | 0.10 | 297 | 5079 | 92.7 | 15 | 3.30 | 248 | 3208 | 58.6 | 24 | 70.0 | 154 | 468 | 8.5 | 33 | | | | |
| 7 | 0.20 | 199 | 4782 | 87.3 | 16 | 4.60 | 270 | 2960 | 54.0 | 25 | 98.0 | 106 | 314 | 5.7 | 34 | | | | |
| 8 | 0.30 | 132 | 4583 | 83.6 | 17 | 6.40 | 304 | 2690 | 49.1 | 26 | 140.0 | 72 | 208 | 3.8 | | | | | |

LOWEST MEAN DISCHARGE, IN CFS, AND RANKING, FOR THE FOLLOWING NUMBER OF CONSECUTIVE DAYS IN YEAR ENDING MARCH 31

| YEAR | 1 | | 3 | | 7 | | 14 | | 30 | | 60 | | 90 | | 120 | | 183 | | ANNUAL | |
|---|---|---|---|---|---|---|---|---|---|---|---|---|---|---|---|---|---|---|---|---|
| 1960 | 0.10 | 12 | 0.10 | 12 | 0.11 | 11 | 0.14 | 11 | 0.17 | 8 | 1.39 | 11 | 4.81 | 13 | 5.10 | 12 | 6.61 | 10 | 20.90 | 4 |
| 1961 | 0.00 | 1 | 0.00 | 1 | 0.00 | 1 | 0.04 | 5 | 0.08 | 5 | 0.17 | 5 | 0.23 | 5 | 0.29 | 4 | 0.81 | 2 | 23.40 | 7 |
| 1962 | 0.00 | 2 | 0.00 | 2 | 0.00 | 2 | 0.12 | 9 | 0.18 | 10 | 0.70 | 9 | 0.82 | 8 | 1.12 | 7 | 2.13 | 7 | 35.30 | 12 |
| 1963 | 0.00 | 3 | 0.00 | 3 | 0.10 | 9 | 0.13 | 10 | 0.46 | 11 | 1.09 | 10 | 1.33 | 10 | 1.62 | 9 | 2.80 | 8 | 25.40 | 8 |
| 1964 | 0.00 | 4 | 0.00 | 4 | 0.00 | 3 | 0.00 | 1 | 0.00 | 1 | 0.01 | 1 | 0.04 | 2 | 0.04 | 2 | 0.98 | 3 | 14.70 | 2 |
| 1965 | 0.00 | 5 | 0.00 | 5 | 0.00 | 4 | 0.00 | 2 | 0.00 | 2 | 0.01 | 2 | 0.03 | 1 | 0.03 | 1 | 0.28 | 1 | 18.20 | 3 |
| 1966 | 0.00 | 6 | 0.00 | 6 | 0.10 | 10 | 0.11 | 7 | 0.17 | 9 | 0.22 | 8 | 0.48 | 7 | 1.15 | 8 | 1.39 | 5 | 12.20 | 1 |
| 1967 | 0.00 | 7 | 0.00 | 7 | 0.00 | 5 | 0.00 | 3 | 0.01 | 4 | 0.03 | 3 | 0.11 | 3 | 0.19 | 3 | 1.25 | 4 | 21.50 | 5 |
| 1968 | 0.00 | 8 | 0.00 | 8 | 0.00 | 6 | 0.00 | 4 | 0.00 | 3 | 0.04 | 4 | 0.17 | 4 | 0.34 | 5 | 1.40 | 6 | 28.70 | 10 |
| 1969 | 0.08 | 11 | 0.08 | 11 | 0.09 | 8 | 0.11 | 8 | 0.12 | 7 | 0.21 | 7 | 0.85 | 9 | 2.81 | 11 | 8.54 | 11 | 38.90 | 13 |
| 1970 | 0.42 | 14 | 0.47 | 14 | 0.51 | 14 | 0.65 | 12 | 1.15 | 13 | 5.55 | 14 | 12.20 | 14 | 14.60 | 14 | 17.30 | 14 | 30.70 | 11 |
| 1971 | 0.00 | 9 | 0.00 | 9 | 0.03 | 7 | 0.06 | 6 | 0.11 | 6 | 0.20 | 6 | 0.45 | 6 | 0.69 | 6 | 3.43 | 9 | 27.40 | 9 |
| 1972 | 0.11 | 13 | 0.27 | 13 | 0.32 | 13 | 0.68 | 13 | 1.09 | 12 | 1.43 | 12 | 1.89 | 11 | 2.21 | 10 | 10.00 | 12 | 22.90 | 6 |
| 1973 | 0.03 | 10 | 0.05 | 10 | 0.17 | 12 | 0.81 | 14 | 1.57 | 14 | 2.12 | 13 | 2.70 | 12 | 8.63 | 13 | 13.90 | 13 | 48.30 | 14 |

HIGHEST MEAN DISCHARGE, IN CFS, AND RANKING, FOR THE FOLLOWING NUMBER OF CONSECUTIVE DAYS IN YEAR ENDING SEPTEMBER 30

| YEAR | 1 | | 3 | | 7 | | 15 | | 30 | | 60 | | 90 | | 120 | | 183 | | ANNUAL | |
|---|---|---|---|---|---|---|---|---|---|---|---|---|---|---|---|---|---|---|---|---|
| 1959 | 1270.0 | 5 | 567.0 | 7 | 287.0 | 9 | 161.0 | 10 | 149.0 | 4 | 98.8 | 5 | 78.1 | 4 | 65.6 | 5 | 50.7 | 7 | 28.9 | 7 |
| 1960 | 863.0 | 8 | 398.0 | 11 | 197.0 | 13 | 112.0 | 14 | 69.8 | 14 | 55.4 | 14 | 47.5 | 14 | 42.0 | 14 | 40.6 | 10 | 23.9 | 10 |
| 1961 | 1330.0 | 4 | 626.0 | 6 | 334.0 | 6 | 272.0 | 1 | 177.0 | 1 | 137.0 | 1 | 113.0 | 1 | 87.0 | 1 | 57.9 | 3 | 29.5 | 6 |
| 1962 | 1790.0 | 1 | 859.0 | 1 | 398.0 | 2 | 194.0 | 7 | 110.0 | 10 | 86.0 | 8 | 71.6 | 7 | 57.4 | 8 | 52.1 | 6 | 31.0 | 5 |
| 1963 | 1500.0 | 2 | 634.0 | 2 | 402.0 | 1 | 224.0 | 4 | 159.0 | 3 | 101.0 | 4 | 71.2 | 8 | 54.2 | 10 | 37.0 | 13 | 19.4 | 13 |
| 1964 | 1060.0 | 6 | 648.0 | 5 | 330.0 | 7 | 187.0 | 8 | 120.0 | 7 | 108.0 | 3 | 76.2 | 5 | 58.6 | 7 | 39.6 | 11 | 19.9 | 12 |
| 1965 | 605.0 | 13 | 291.0 | 14 | 181.0 | 14 | 116.0 | 13 | 80.1 | 13 | 59.5 | 13 | 53.5 | 13 | 42.2 | 13 | 29.0 | 14 | 15.0 | 14 |
| 1966 | 202.0 | 15 | 137.0 | 15 | 74.9 | 15 | 38.6 | 15 | 26.0 | 15 | 17.0 | 15 | 16.8 | 15 | 14.8 | 15 | 12.2 | 15 | 6.3 | 15 |
| 1967 | 820.0 | 9 | 708.0 | 3 | 388.0 | 3 | 203.0 | 6 | 120.0 | 8 | 80.9 | 9 | 59.6 | 10 | 56.8 | 9 | 49.5 | 8 | 25.9 | 9 |
| 1968 | 912.0 | 7 | 509.0 | 10 | 371.0 | 4 | 213.0 | 5 | 121.0 | 6 | 97.7 | 6 | 74.5 | 6 | 71.7 | 4 | 67.9 | 2 | 36.7 | 2 |
| 1969 | 735.0 | 11 | 559.0 | 8 | 324.0 | 8 | 249.0 | 2 | 167.0 | 2 | 117.0 | 2 | 87.8 | 2 | 75.3 | 2 | 57.4 | 4 | 34.4 | 3 |
| 1970 | 586.0 | 14 | 387.0 | 12 | 223.0 | 12 | 138.0 | 12 | 103.0 | 12 | 69.7 | 11 | 63.1 | 9 | 61.6 | 6 | 52.6 | 5 | 32.5 | 4 |
| 1971 | 616.0 | 12 | 335.0 | 13 | 239.0 | 11 | 156.0 | 11 | 117.0 | 9 | 75.8 | 10 | 53.7 | 12 | 46.8 | 12 | 39.3 | 12 | 23.1 | 11 |
| 1972 | 758.0 | 10 | 525.0 | 9 | 283.0 | 10 | 168.0 | 9 | 108.0 | 11 | 68.2 | 12 | 55.1 | 11 | 48.0 | 11 | 48.7 | 9 | 28.3 | 8 |
| 1973 | 1360.0 | 3 | 663.0 | 4 | 352.0 | 5 | 249.0 | 3 | 148.0 | 5 | 97.4 | 7 | 81.5 | 3 | 72.0 | 3 | 76.2 | 1 | 55.7 | 1 |

STATISTICS ON NORMAL MONTHLY MEANS(ALL DAYS)

| OCT | NOV | DEC | JAN | FEB | MARCH | APRIL | MAY | JUNE | JULY | AUG | SEPT |
|---|---|---|---|---|---|---|---|---|---|---|---|
| BY ROWS(MEAN,VARIANCE,STANDARD DEVIATION, SKEWNESS, COEFF. OF VARIATION,PERCENTAGE OF AVERAGE FLOW) | | | | | | | | | | | |
| 0.5462E+01 | 0.2038E+02 | 0.3346E+02 | 0.3720E+02 | 0.4299E+02 | 0.6158E+02 | 0.5605E+02 | 0.3012E+02 | 0.1754E+02 | 0.1609E+02 | 0.5869E+01 | 0.2720E+01 |
| 0.1059F+03 | 0.1627E+04 | 0.1663E+04 | 0.1353E+04 | 0.1049E+04 | 0.1753E+04 | 0.1297E+04 | 0.7188E+03 | 0.4338E+03 | 0.7296E+03 | 0.1029E+03 | 0.1633E+02 |
| 0.1029F+02 | 0.4034E+02 | 0.4079E+02 | 0.3679E+02 | 0.3239E+02 | 0.4187E+02 | 0.3602E+02 | 0.2681E+02 | 0.2083E+02 | 0.2701E+02 | 0.1014E+02 | 0.4042E+01 |
| 0.2108F+01 | 0.2737E+01 | 0.1049E+01 | 0.1317E+01 | 0.8884E+00 | 0.9952E+00 | 0.3362E+00 | 0.1506E+01 | 0.1712E+01 | 0.2375E+01 | 0.2509E+01 | 0.1888E+01 |
| 0.1884F+01 | 0.1979F+01 | 0.1219E+01 | 0.9889E+00 | 0.7534E+00 | 0.6799E+00 | 0.6426E+00 | 0.8902E+00 | 0.1187E+01 | 0.1679E+01 | 0.1728E+01 | 0.1486E+01 |
| 0.1658F+01 | 0.6186E+01 | 0.1016E+02 | 0.1129E+02 | 0.1305E+02 | 0.1869E+02 | 0.1701E+02 | 0.9142E+01 | 0.5324E+01 | 0.4882E+01 | 0.1781E+01 | 0.8255E+00 |

STATISTICS ON NORMAL ANNUAL MEANS(ALL DAYS)

| MEAN | VARIANCE | STANDARD DEVIATION | SKEWNESS | COEFF. OF VARIATION | SERIAL CORR |
|---|---|---|---|---|---|
| 0.2737E+02 | 0.1238E+03 | 0.1113E+02 | 0.7107E+00 | 0.4065E+00 | 0.4036E+00 |

STATISTICS ON LOG MONTHLY MEANS(ALL DAYS)

| OCT | NOV | DEC | JAN | FEB | MARCH | APRIL | MAY | JUNE | JULY | AUG | SEPT |
|---|---|---|---|---|---|---|---|---|---|---|---|
| BY ROWS(MEAN,VARIANCE,STANDARD DEVIATION, SKEWNESS, COEFF. OF VARIATION,PERCENTAGE OF AVERAGE FLOW) | | | | | | | | | | | |
| -0.2830F-01 | 0.4793E+00 | 0.8986E+00 | 0.1314E+01 | 0.1457E+01 | 0.1694E+01 | 0.1635E+01 | 0.1346E+01 | 0.9741E+00 | 0.6876E+00 | 0.1049E+00 | -0.2680E+00 |
| 0.8999E+00 | 0.1051E+01 | 0.1095E+01 | 0.2981E+00 | 0.2348E+00 | 0.9471E-01 | 0.1286E+00 | 0.1119E+00 | 0.2578E+00 | 0.4998E+00 | 0.8855E+00 | 0.1070E+01 |
| 0.9486E+00 | 0.1025E+01 | 0.1046E+01 | 0.5460F+00 | 0.4846E+00 | 0.3078F+00 | 0.3586E+00 | 0.3346E+00 | 0.5077E+00 | 0.7069E+00 | 0.9410E+00 | 0.1035E+01 |
| -0.4897E-01 | -0.9800E-01 | -0.8845E+00 | -0.3401E+00 | -0.1097E+01 | -0.1855E+00 | -0.6368E+00 | 0.7502E+00 | 0.2858E+00 | 0.4561E+00 | -0.4398E+00 | -0.5806E+00 |
| -0.3352E+02 | 0.2139E+01 | 0.1164E+01 | 0.4154E+00 | 0.3326E+00 | 0.1817E+00 | 0.2194E+00 | 0.2485E+00 | 0.5212E+00 | 0.1028E+01 | 0.8970E+01 | -0.3860E+01 |
| -0.2749E+00 | 0.4656E+01 | 0.8730E+01 | 0.1277F+02 | 0.1415E+02 | 0.1645E+02 | 0.1588E+02 | 0.1308E+02 | 0.9462E+01 | 0.6680E+01 | 0.1019E+01 | -0.2604E+01 |

STATISTICS ON LOG ANNUAL MEANS(ALL DAYS)

| MEAN | VARIANCE | STANDARD DEVIATION | SKEWNESS | COEFF. OF VARIATION | SERIAL CORR |
|---|---|---|---|---|---|
| 0.1397E+01 | 0.4492E-01 | 0.2120E+00 | -0.1468E+01 | 0.1517E+00 | 0.3627E+00 |

**ANNUAL PEAKS**

| | |
|---|---|
| 1957 | 6660 |
| 1958 | 740 |
| 1959 | 2050 |
| 1960 | 1730 |
| 1961 | 2750 |
| 1962 | 3330 |
| 1963 | 2700 |
| 1964 | 2170 |
| 1965 | 2570 |
| 1966 | 340 |
| 1967 | 1850 |
| 1968 | 1130 |
| 1969 | 1320 |
| 1970 | 1080 |
| 1971 | 1210 |
| 1972 | 1320 |
| 1973 | 2540 |

## 03353800 White Lick Creek at Mooresville, Ind.

LOCATION.--Lat 39°36'28", long 86°22'56", in NE¼SE¼ sec.35, T.14 N., R.1 E., Morgan County, on right bank at downstream side of bridge on State Highway 42 at Mooresville, 1.0 mile (1.6 km) downstream from McCracken Creek, and 2.0 miles (3.2 km) upstream from East Fork White Lick Creek.

DRAINAGE AREA.--212 mi² (549 km²).

DURATION TABLE OF DAILY DISCHARGE FOR YEAR ENDING SEPTEMBER 30

| CLASS | 0 | 1 | 2 | 3 | 4 | 5 | 6 | 7 | 8 | 9 | 10 | 11 | 12 | 13 | 14 | 15 | 16 | 17 | 18 | 19 | 20 | 21 | 22 | 23 | 24 | 25 | 26 | 27 | 28 | 29 | 30 | 31 | 32 | 33 | 34 | |
|---|---|---|---|---|---|---|---|---|---|---|---|---|---|---|---|---|---|---|---|---|---|---|---|---|---|---|---|---|---|---|---|---|---|---|---|---|
| YEAR | NUMBER OF DAYS IN CLASS | | | | | | | | | | | | | | | | | | | | | | | | | | | | | | | | | | | CFS_DAYS |
| 1958 | | | | | | | | | 13 | 2 | 3 | 9 | 13 | 32 | 38 | 39 | 50 | 51 | 29 | 24 | 16 | 9 | 12 | 7 | 4 | 4 | 2 | | 6 | | 1 | 1 | | | | | 82551.0 |
| 1959 | | | | | | | | 3 | 1 | 15 | 22 | 14 | 25 | 25 | 29 | 20 | 26 | 15 | 39 | 30 | 29 | 16 | 20 | 12 | 10 | 4 | 3 | 3 | 1 | | | 1 | 1 | 1 | | | 78621.4 |
| 1960 | | | | | | | | 2 | 10 | 22 | 12 | 13 | 15 | 12 | 22 | 28 | 40 | 44 | 45 | 23 | 28 | 12 | 9 | 8 | 8 | 4 | 4 | 1 | 1 | 1 | | | 1 | | | | 68009.2 |
| 1961 | | 3 | 2 | 2 | 2 | 2 | 28 | 34 | 43 | 25 | 23 | 26 | 18 | 9 | 18 | 15 | 11 | 19 | 11 | 13 | 13 | 13 | 7 | 9 | 2 | 4 | 5 | 2 | 1 | 1 | 1 | | 1 | 2 | | | 82680.8 |
| 1962 | | | | | | | | 5 | 17 | 2 | 22 | 30 | 24 | 26 | 29 | 29 | 32 | 39 | 26 | 23 | 15 | 13 | 7 | 8 | 4 | 2 | 4 | 1 | 1 | 2 | | 1 | 3 | | | | 90614.0 |
| 1963 | | | | | | | 12 | 9 | 13 | 14 | 28 | 51 | 52 | 39 | 27 | 25 | 16 | 13 | 6 | 12 | 12 | 6 | 10 | 9 | 2 | 1 | 4 | 1 | | | 1 | | 1 | 1 | | | 63606.2 |
| 1964 | | | 1 | 3 | 15 | 49 | 55 | 26 | 18 | 6 | 24 | 38 | 19 | 12 | 9 | 11 | 7 | 12 | 8 | 12 | 11 | 3 | 4 | 4 | 5 | 1 | 5 | 3 | | 1 | 2 | | | 1 | 1 | | 68912.0 |
| 1965 | | | | 4 | 8 | 31 | 26 | 31 | 41 | 19 | 12 | 10 | 30 | 26 | 15 | 14 | 7 | 26 | 19 | 13 | 4 | 4 | 4 | 8 | 4 | 5 | 2 | | 1 | 1 | | | | | | | 44694.7 |
| 1966 | | 2 | 12 | 19 | 7 | 13 | 11 | 20 | 82 | 22 | 18 | 27 | 11 | 30 | 24 | 27 | 11 | 12 | 4 | 2 | 4 | 3 | 1 | 1 | | 1 | 1 | | | | | | | | | | 18655.2 |
| 1967 | | | 11 | 15 | 13 | 20 | 17 | 25 | 25 | 15 | 17 | 12 | 10 | 12 | 16 | 28 | 26 | 20 | 16 | 14 | 14 | 10 | 15 | | 6 | 1 | 3 | 1 | 1 | 2 | | | | | | | 68993.2 |
| 1968 | | | 8 | 14 | 15 | 10 | 15 | 25 | 8 | 35 | 30 | 19 | 19 | 16 | 17 | 15 | 19 | 15 | 15 | 17 | 11 | 12 | 10 | 5 | | 7 | 3 | | 1 | 2 | 3 | | | | | | 84064.6 |
| 1969 | | | | | | | 4 | 24 | 5 | 3 | 4 | 16 | 19 | 30 | 37 | 29 | 47 | 38 | 22 | 17 | 17 | 11 | 10 | 7 | 6 | 4 | 6 | 2 | 2 | | 2 | 2 | 1 | | | | 93809.2 |
| 1970 | | | | | | | 9 | 20 | 17 | 7 | 11 | 24 | 14 | 18 | 20 | 15 | 21 | 37 | 35 | 34 | 20 | 18 | 10 | 13 | 6 | 9 | 3 | | 1 | 1 | 1 | 1 | | | | | 85869.9 |
| 1971 | | | | | | 4 | 4 | | 16 | 16 | 33 | 32 | 31 | 37 | 32 | 37 | 28 | 22 | 13 | 17 | 13 | 10 | 4 | 2 | 2 | 2 | 5 | | 1 | 2 | 2 | | | | | | 59084.5 |
| 1972 | | | | | | | | | 12 | 39 | 46 | 20 | 21 | 15 | 19 | 17 | 31 | 39 | 23 | 26 | 14 | 13 | 8 | 4 | 6 | 3 | 3 | 2 | 2 | 1 | 1 | | | | | | 73347.0 |
| 1973 | | | | | | | | | | | 8 | 13 | 12 | 11 | 10 | 29 | 32 | 50 | 30 | 34 | 39 | 21 | 19 | 17 | 6 | 13 | 8 | 5 | 2 | 4 | | 1 | 1 | | | | 133613.0 |

| CLASS | CFS | TOTAL | ACCUM | PERCT | CLASS | CFS | TOTAL | ACCUM | PERCT | CLASS | CFS | TOTAL | ACCUM | PERCT | CLASS | CFS | TOTAL | ACCUM | PERCT |
|---|---|---|---|---|---|---|---|---|---|---|---|---|---|---|---|---|---|---|---|
| 0 | 0.00 | 0 | 5844 | 100.0 | 9 | 16.00 | 222 | 4829 | 82.6 | 18 | 160.0 | 314 | 1596 | 27.3 | 27 | 1600 | 24 | 100 | 1.7 |
| 1 | 2.00 | 5 | 5844 | 100.0 | 10 | 20.00 | 309 | 4607 | 78.8 | 19 | 200.0 | 315 | 1282 | 21.9 | 28 | 2000 | 19 | 76 | 1.3 |
| 2 | 2.60 | 15 | 5839 | 99.9 | 11 | 26.00 | 383 | 4298 | 73.5 | 20 | 260.0 | 237 | 967 | 16.5 | 29 | 2600 | 16 | 57 | .9 |
| 3 | 3.30 | 47 | 5824 | 99.7 | 12 | 34.00 | 332 | 3915 | 67.0 | 21 | 340.0 | 178 | 730 | 12.5 | 30 | 3400 | 16 | 41 | .7 |
| 4 | 4.30 | 61 | 5777 | 98.9 | 13 | 43.00 | 365 | 3583 | 61.3 | 22 | 440.0 | 138 | 552 | 9.4 | 31 | 4400 | 11 | 25 | .4 |
| 5 | 5.60 | 127 | 5716 | 97.8 | 14 | 56.00 | 354 | 3218 | 55.1 | 23 | 560.0 | 132 | 414 | 7.1 | 32 | 5700 | 9 | 14 | .2 |
| 6 | 7.20 | 184 | 5589 | 95.6 | 15 | 73.00 | 386 | 2864 | 49.0 | 24 | 730.0 | 60 | 282 | 4.8 | 33 | 7300 | 4 | 5 | .0 |
| 7 | 9.30 | 212 | 5405 | 92.5 | 16 | 94.00 | 395 | 2478 | 42.4 | 25 | 940.0 | 62 | 222 | 3.8 | 34 | 9500 | 1 | 1 | .0 |
| 8 | 12.00 | 364 | 5193 | 88.9 | 17 | 120.00 | 487 | 2083 | 35.6 | 26 | 1200.0 | 60 | 160 | 2.7 | | | | | |

LOWEST MEAN DISCHARGE, IN CFS, AND RANKING, FOR THE FOLLOWING NUMBER OF CONSECUTIVE DAYS IN YEAR ENDING MARCH 31

| YEAR | 1 | | 3 | | 7 | | 14 | | 30 | | 60 | | 90 | | 120 | | 183 | | ANNUAL | |
|---|---|---|---|---|---|---|---|---|---|---|---|---|---|---|---|---|---|---|---|---|
| 1959 | 18.00 | 13 | 18.70 | 13 | 22.70 | 14 | 26.40 | 14 | 36.80 | 14 | 47.80 | 14 | 56.40 | 14 | 101.00 | 14 | 149.00 | 14 | 256.00 | 12 |
| 1960 | 7.60 | 8 | 7.80 | 8 | 10.60 | 10 | 12.20 | 10 | 13.90 | 10 | 26.50 | 12 | 40.10 | 12 | 46.10 | 11 | 65.60 | 11 | 168.00 | 6 |
| 1961 | 2.00 | 1 | 2.10 | 1 | 2.74 | 2 | 4.63 | 4 | 9.45 | 6 | 11.90 | 6 | 13.10 | 5 | 13.80 | 5 | 16.80 | 3 | 153.00 | 5 |
| 1962 | 9.20 | 10 | 9.20 | 10 | 9.37 | 9 | 9.77 | 9 | 13.20 | 9 | 21.90 | 10 | 23.40 | 10 | 31.50 | 10 | 44.40 | 8 | 299.00 | 14 |
| 1963 | 20.00 | 14 | 20.30 | 14 | 22.00 | 13 | 24.50 | 13 | 26.20 | 13 | 42.30 | 13 | 47.90 | 13 | 53.00 | 12 | 72.20 | 12 | 224.00 | 10 |
| 1964 | 5.20 | 5 | 5.20 | 5 | 5.29 | 5 | 5.69 | 5 | 6.37 | 4 | 7.37 | 4 | 8.62 | 3 | 8.60 | 2 | 21.00 | 6 | 113.00 | 2 |
| 1965 | 3.20 | 3 | 3.37 | 3 | 3.99 | 3 | 4.54 | 3 | 5.80 | 3 | 6.14 | 2 | 6.55 | 1 | 7.65 | 1 | 11.30 | 1 | 181.00 | 8 |
| 1966 | 6.80 | 7 | 6.93 | 7 | 7.96 | 7 | 8.04 | 6 | 9.25 | 5 | 13.10 | 8 | 13.80 | 6 | 13.90 | 6 | 18.10 | 5 | 100.00 | 1 |
| 1967 | 2.00 | 2 | 2.30 | 2 | 2.59 | 1 | 3.37 | 1 | 3.79 | 1 | 4.94 | 1 | 7.74 | 2 | 8.83 | 3 | 15.80 | 2 | 151.00 | 3 |
| 1968 | 3.70 | 4 | 3.70 | 4 | 4.04 | 4 | 4.21 | 2 | 4.71 | 2 | 6.82 | 3 | 9.24 | 4 | 9.51 | 4 | 17.70 | 4 | 169.00 | 7 |
| 1969 | 8.80 | 9 | 9.07 | 9 | 9.34 | 8 | 9.71 | 8 | 11.10 | 8 | 12.10 | 7 | 16.40 | 8 | 22.50 | 8 | 53.70 | 9 | 276.00 | 13 |
| 1970 | 26.00 | 15 | 27.70 | 15 | 28.60 | 15 | 33.60 | 15 | 46.60 | 15 | 58.90 | 15 | 110.00 | 15 | 177.00 | 15 | 165.00 | 15 | 247.00 | 11 |
| 1971 | 6.10 | 6 | 6.40 | 6 | 7.09 | 6 | 9.06 | 7 | 9.65 | 7 | 11.60 | 5 | 15.40 | 7 | 21.10 | 7 | 30.60 | 7 | 200.00 | 9 |
| 1972 | 12.00 | 11 | 12.00 | 11 | 12.70 | 11 | 14.80 | 11 | 20.00 | 11 | 20.60 | 9 | 22.00 | 9 | 25.00 | 9 | 59.80 | 10 | 151.00 | 4 |
| 1973 | 16.00 | 12 | 17.00 | 12 | 18.40 | 12 | 20.20 | 12 | 22.50 | 12 | 23.50 | 11 | 31.30 | 11 | 64.30 | 13 | 99.00 | 13 | 331.00 | 15 |

HIGHEST MEAN DISCHARGE, IN CFS, AND RANKING, FOR THE FOLLOWING NUMBER OF CONSECUTIVE DAYS IN YEAR ENDING SEPTEMBER 30

| YEAR | 1 | | 3 | | 7 | | 15 | | 30 | | 60 | | 90 | | 120 | | 183 | | ANNUAL | |
|---|---|---|---|---|---|---|---|---|---|---|---|---|---|---|---|---|---|---|---|---|
| 1958 | 5400.0 | 10 | 3770.0 | 7 | 2060.0 | 8 | 1370.0 | 6 | 817.0 | 9 | 567.0 | 9 | 429.0 | 10 | 344.0 | 13 | 277.0 | 13 | 226.0 | 7 |
| 1959 | 6740.0 | 7 | 3170.0 | 11 | 1800.0 | 11 | 1070.0 | 11 | 945.0 | 5 | 709.0 | 5 | 562.0 | 4 | 482.0 | 5 | 370.0 | 7 | 215.0 | 8 |
| 1960 | 7290.0 | 4 | 3280.0 | 10 | 1610.0 | 12 | 847.0 | 14 | 513.0 | 15 | 359.0 | 15 | 311.0 | 15 | 296.0 | 15 | 282.0 | 12 | 186.0 | 12 |
| 1961 | 9490.0 | 2 | 4830.0 | 3 | 2530.0 | 4 | 2060.0 | 2 | 1370.0 | 1 | 969.0 | 2 | 779.0 | 1 | 631.0 | 1 | 432.0 | 2 | 227.0 | 6 |
| 1962 | 7080.0 | 5 | 4570.0 | 4 | 2190.0 | 7 | 1100.0 | 10 | 808.0 | 10 | 638.0 | 7 | 537.0 | 7 | 440.0 | 7 | 392.0 | 4 | 248.0 | 3 |
| 1963 | 8550.0 | 3 | 5620.0 | 2 | 2770.0 | 2 | 1690.0 | 3 | 1260.0 | 3 | 770.0 | 4 | 543.0 | 6 | 425.0 | 9 | 299.0 | 11 | 174.0 | 13 |
| 1964 | 10500.0 | 1 | 7090.0 | 1 | 4030.0 | 1 | 2160.0 | 1 | 1340.0 | 2 | 995.0 | 1 | 697.0 | 2 | 538.0 | 2 | 367.0 | 8 | 188.0 | 11 |
| 1965 | 3270.0 | 15 | 1670.0 | 15 | 1170.0 | 15 | 779.0 | 15 | 613.0 | 14 | 450.0 | 14 | 406.0 | 12 | 327.0 | 14 | 230.0 | 15 | 122.0 | 15 |
| 1966 | 1230.0 | 16 | 577.0 | 16 | 563.0 | 16 | 298.0 | 16 | 202.0 | 16 | 137.0 | 16 | 128.0 | 16 | 111.0 | 16 | 89.9 | 16 | 51.1 | 16 |
| 1967 | 3910.0 | 14 | 3540.0 | 8 | 2250.0 | 6 | 1240.0 | 9 | 714.0 | 12 | 481.0 | 12 | 380.0 | 14 | 382.0 | 10 | 351.0 | 9 | 189.0 | 10 |
| 1968 | 5540.0 | 9 | 3940.0 | 6 | 2320.0 | 5 | 1340.0 | 7 | 822.0 | 8 | 556.0 | 10 | 483.0 | 8 | 458.0 | 6 | 406.0 | 3 | 230.0 | 5 |
| 1969 | 6650.0 | 8 | 4470.0 | 5 | 2580.0 | 3 | 1650.0 | 4 | 1180.0 | 4 | 789.0 | 3 | 576.0 | 3 | 518.0 | 3 | 385.0 | 5 | 257.0 | 2 |
| 1970 | 4670.0 | 11 | 2440.0 | 14 | 1580.0 | 14 | 1060.0 | 12 | 707.0 | 13 | 480.0 | 13 | 451.0 | 9 | 429.0 | 8 | 377.0 | 6 | 235.0 | 4 |
| 1971 | 4340.0 | 13 | 2730.0 | 13 | 2000.0 | 9 | 1270.0 | 8 | 921.0 | 6 | 572.0 | 8 | 411.0 | 11 | 349.0 | 11 | 273.0 | 14 | 162.0 | 14 |
| 1972 | 4530.0 | 12 | 3140.0 | 12 | 1610.0 | 13 | 1010.0 | 13 | 732.0 | 11 | 496.0 | 11 | 382.0 | 13 | 346.0 | 12 | 336.0 | 10 | 200.0 | 9 |
| 1973 | 6800.0 | 6 | 3520.0 | 9 | 1850.0 | 10 | 1480.0 | 5 | 920.0 | 7 | 642.0 | 6 | 551.0 | 5 | 488.0 | 4 | 527.0 | 1 | 366.0 | 1 |

STATISTICS ON NORMAL MONTHLY MEANS(ALL DAYS)

| OCT | NOV | DEC | JAN | FEB | MARCH | APRIL | MAY | JUNE | JULY | AUG | SEPT |
|---|---|---|---|---|---|---|---|---|---|---|---|
| BY ROWS(MEAN,VARIANCE,STANDARD DEVIATION, SKEWNESS, COEFF. OF VARIATION,PERCENTAGE OF AVERAGE FLOW) | | | | | | | | | | | |
| 0.4819E+02 | 0.1536E+03 | 0.2478E+03 | 0.2553E+03 | 0.3029E+03 | 0.4159E+03 | 0.4180E+03 | 0.2388E+03 | 0.1548E+03 | 0.1399E+03 | 0.5687E+02 | 0.3336E+02 |
| 0.3189E+04 | 0.6032E+05 | 0.6404E+05 | 0.5182E+05 | 0.6062E+05 | 0.8705E+05 | 0.1112E+06 | 0.4253E+05 | 0.1846E+05 | 0.3203E+05 | 0.4829E+04 | 0.1460E+04 |
| 0.5647E+02 | 0.2456E+03 | 0.2531E+03 | 0.2276E+03 | 0.2462E+03 | 0.2950E+03 | 0.3335E+03 | 0.2062E+03 | 0.1359E+03 | 0.1790E+03 | 0.6949E+02 | 0.3822E+02 |
| 0.1602E+01 | 0.2508E+01 | 0.8967E+00 | 0.1402E+01 | 0.1389E+01 | 0.1164E+01 | 0.1381E+01 | 0.1815E+01 | 0.1211E+01 | 0.1545E+01 | 0.2581E+01 | 0.2526E+01 |
| 0.1172E+01 | 0.1599E+01 | 0.1021E+01 | 0.8915E+00 | 0.8129E+00 | 0.7094E+00 | 0.7979E+00 | 0.8635E+00 | 0.8779E+00 | 0.1279E+01 | 0.1222E+01 | 0.1146E+01 |
| 0.1955E+01 | 0.6231E+01 | 0.1005E+02 | 0.1036E+02 | 0.1229E+02 | 0.1687E+02 | 0.1695E+02 | 0.9687E+01 | 0.6277E+01 | 0.5674E+01 | 0.2307E+01 | 0.1353E+01 |

STATISTICS ON NORMAL ANNUAL MEANS(ALL DAYS)

| MEAN | VARIANCE | STANDARD DEVIATION | SKEWNESS | COEFF. OF VARIATION | SERIAL CORR |
|---|---|---|---|---|---|
| 0.2048E+03 | 0.4486E+04 | 0.6698E+02 | 0.4094E-01 | 0.3270E+00 | 0.3234E+00 |

STATISTICS ON LOG MONTHLY MEANS(ALL DAYS)

| OCT | NOV | DEC | JAN | FEB | MARCH | APRIL | MAY | JUNE | JULY | AUG | SEPT |
|---|---|---|---|---|---|---|---|---|---|---|---|
| BY ROWS(MEAN,VARIANCE,STANDARD DEVIATION, SKEWNESS, COEFF. OF VARIATION,PERCENTAGE OF AVERAGE FLOW) | | | | | | | | | | | |
| 0.1415E+01 | 0.1773E+01 | 0.2054E+01 | 0.2232E+01 | 0.2333E+01 | 0.2516E+01 | 0.2484E+01 | 0.2267E+01 | 0.2030E+01 | 0.1839E+01 | 0.1522E+01 | 0.1331E+01 |
| 0.2447E+00 | 0.3847E+00 | 0.4337E+00 | 0.1830E+00 | 0.1599E+00 | 0.1001E+00 | 0.1383E+00 | 0.8975E-01 | 0.1544E+00 | 0.2724E+00 | 0.2182E+00 | 0.1663E+00 |
| 0.4947E+00 | 0.6203E+00 | 0.6585E+00 | 0.4278E+00 | 0.3999E+00 | 0.3164E+00 | 0.3719E+00 | 0.2996E+00 | 0.3929E+00 | 0.5219E+00 | 0.4671E+00 | 0.4079E+00 |
| 0.4994E+00 | 0.3756E+00 | -0.4078E+00 | -0.2023E+00 | -0.4323E+00 | -0.5986E-01 | -0.1333E+00 | 0.9349E+00 | 0.1370E+00 | 0.5802E+00 | 0.1167E+00 | 0.4512E+00 |
| 0.3456E+00 | 0.3499E+00 | 0.3207E+00 | 0.1917E+00 | 0.1714E+00 | 0.1257E+00 | 0.1497E+00 | 0.1322E+00 | 0.1936E+00 | 0.2838E+00 | 0.3068E+00 | 0.3065E+00 |
| 0.5547E+01 | 0.7450E+01 | 0.8631E+01 | 0.9379E+01 | 0.9803E+01 | 0.1057E+02 | 0.1044E+02 | 0.9525E+01 | 0.8530E+01 | 0.7728E+01 | 0.6398E+01 | 0.5593E+01 |

STATISTICS ON LOG ANNUAL MEANS(ALL DAYS)

| MEAN | VARIANCE | STANDARD DEVIATION | SKEWNESS | COEFF. OF VARIATION | SERIAL CORR |
|---|---|---|---|---|---|
| 0.2282E+01 | 0.3400E-01 | 0.1844E+00 | -0.2047E+01 | 0.8080E-01 | 0.3007E+00 |

ANNUAL PEAKS

| | |
|---|---|
| 1950 | 12000 |
| 1957 | 13400 |
| 1958 | 7580 |
| 1959 | 11400 |
| 1960 | 11400 |
| 1961 | 14100 |
| 1962 | 11500 |
| 1963 | 18000 |
| 1964 | 13600 |
| 1965 | 5620 |
| 1966 | 2670 |
| 1967 | 6250 |
| 1968 | 11000 |
| 1969 | 12000 |
| 1970 | 6590 |
| 1971 | 7320 |
| 1972 | 5440 |
| 1973 | 8250 |

## 03354000 White River near Centerton, Ind.

LOCATION.--Lat 39°30'02", long 86°24'24", in SW¼SE¼ sec.3, T.12 N., R.1 E., Morgan County, on right bank 0.4 mile (0.6 km) downstream from bridge on Blue Bluff Road, 1 mile (1.6 km) south of Centerton, 1.1 miles (1.8 km) downstream from White Lick Creek, and at mile 202.6 (326.0 km).

DRAINAGE AREA.--2,444 mi² (6,330 km²).

REMARKS.--Flow regulated by upstream reservoirs.

### DURATION TABLE OF DAILY DISCHARGE FOR YEAR ENDING SEPTEMBER 30

| CLASS | 0 | 1 | 2 | 3 | 4 | 5 | 6 | 7 | 8 | 9 | 10 | 11 | 12 | 13 | 14 | 15 | 16 | 17 | 18 | 19 | 20 | 21 | 22 | 23 | 24 | 25 | 26 | 27 | 28 | 29 | 30 | 31 | 32 | 33 | 34 | |
|---|---|---|---|---|---|---|---|---|---|---|---|---|---|---|---|---|---|---|---|---|---|---|---|---|---|---|---|---|---|---|---|---|---|---|---|---|
| YEAR | NUMBER OF DAYS IN CLASS | | | | | | | | | | | | | | | | | | | | | | | | | | | | | | | | | | | CFS-DAYS |
| 1931 | | 5 | 7 | 9 | 40 | 65 | 36 | 43 | 31 | 23 | 17 | 18 | 17 | 14 | 10 | 13 | 11 | 4 | 1 | | 1 | | | | | | | | | | | | | | | 222845.0 |
| 1932 | | | | | 1 | 4 | 8 | 5 | 12 | 4 | 2 | 1 | 6 | 8 | 9 | 20 | 23 | 12 | 8 | 16 | 11 | 9 | 3 | 6 | 2 | 1 | 5 | 4 | 1 | 2 | | | | | | 550626.0 |
| 1947 | | | | | | | | 1 | 7 | 19 | 16 | 17 | 15 | 9 | 6 | 3 | 8 | 14 | 6 | 15 | 10 | 11 | 3 | 5 | 4 | 4 | 6 | 4 | | | | | | | | 525496.0 |
| 1948 | | | | | | 12 | 30 | 11 | 44 | 33 | 19 | 38 | 24 | 17 | 15 | 13 | 14 | 15 | 10 | 14 | 10 | 8 | 4 | 5 | 5 | 3 | 4 | 4 | 4 | 5 | 4 | 1 | | | | 909041.0 |
| 1949 | | | | | | 16 | 12 | 21 | 19 | 23 | 13 | 19 | 20 | 23 | 19 | 22 | 37 | 30 | 17 | 12 | 7 | 9 | 4 | 6 | 10 | 4 | 4 | 9 | 5 | 2 | 2 | | | | | 989797.0 |
| 1950 | | | | | | | 5 | 12 | 35 | 22 | 24 | 20 | 12 | 13 | 22 | 19 | 19 | 20 | 16 | 16 | 22 | 22 | 7 | 9 | 7 | 3 | 8 | 6 | 3 | 8 | 4 | 7 | 2 | 2 | | 1501895.0 |
| 1951 | | | | | | | 15 | 27 | 5 | 26 | 14 | 17 | 20 | 15 | 25 | 28 | 21 | 20 | 23 | 18 | 18 | 23 | 7 | 9 | 14 | 9 | 3 | 3 | 2 | 3 | | | | | | 1031222.0 |
| 1952 | | | | | | 5 | 20 | 34 | 12 | 15 | 9 | 11 | 15 | 14 | 21 | 27 | 27 | 21 | 20 | 14 | 15 | 24 | 17 | 13 | 10 | 9 | 3 | 5 | 5 | | | | | | | 1066741.0 |
| 1953 | | | | | | 2 | 23 | 60 | 9 | 6 | 7 | 13 | 18 | 28 | 31 | 37 | 38 | 25 | 14 | 17 | 6 | 5 | 5 | 5 | 5 | 2 | 2 | 6 | 1 | | | | | | | 719457.0 |
| 1954 | | 3 | 7 | 10 | 11 | 94 | 45 | 29 | 13 | 19 | 19 | 16 | 21 | 18 | 16 | 11 | 6 | 7 | 6 | 7 | | 4 | | 2 | 1 | | | | | | | | | | | 296284.0 |
| 1955 | | 3 | 2 | 1 | 3 | 25 | 41 | 28 | 14 | 17 | 21 | 26 | 24 | 24 | 19 | 13 | 19 | 12 | 25 | 10 | 15 | 8 | 5 | 7 | 1 | 2 | | | | | | | | | | 553758.0 |
| 1956 | | | | | | 1 | 6 | 10 | 5 | 16 | 34 | 34 | 26 | 22 | 22 | 24 | 24 | 27 | 24 | 23 | 15 | 16 | 10 | 3 | 5 | 3 | 5 | 5 | 1 | 3 | | 2 | | | | 977381.0 |
| 1957 | | | | | | 31 | 21 | 12 | 16 | 12 | 19 | 15 | 17 | 22 | 21 | 23 | 25 | 20 | 13 | 10 | 9 | 17 | 15 | 7 | 10 | 7 | 4 | 2 | 5 | 6 | 2 | 2 | 2 | | | 1168477.0 |
| 1958 | | | | | | | | | 9 | 7 | 2 | 9 | 31 | 31 | 36 | 51 | 47 | 30 | 15 | 12 | 14 | 18 | 13 | 9 | 3 | 7 | 1 | 4 | 4 | 3 | 1 | 4 | 3 | 1 | | 1272860.0 |
| 1959 | | | | | | 10 | 11 | 18 | 10 | 13 | 17 | 50 | 28 | 26 | 8 | 12 | 15 | 34 | 22 | 14 | 22 | 19 | 4 | 11 | 4 | 2 | 3 | 4 | 1 | 3 | 2 | 2 | | | | 961850.0 |
| 1960 | | | | | | 2 | 11 | 20 | 22 | 12 | 26 | 17 | 27 | 25 | 52 | 26 | 38 | 26 | 15 | 9 | 6 | 7 | 5 | 3 | 6 | 5 | 1 | 3 | 2 | | | | | | | 718286.0 |
| 1961 | | | | | | 8 | 51 | 57 | 29 | 11 | 19 | 15 | 26 | 18 | 20 | 13 | 11 | 12 | 6 | 5 | 7 | 10 | 3 | 9 | 5 | 7 | 8 | 3 | 5 | 3 | 1 | 2 | | 1 | | 904595.0 |
| 1962 | | | | | | | | 3 | 27 | 28 | 36 | 23 | 33 | 41 | 33 | 34 | 26 | 11 | 17 | 8 | 6 | 10 | 7 | 4 | 2 | 4 | 3 | 2 | 3 | 2 | 1 | 1 | | | | 797432.0 |
| 1963 | | | | | | 3 | 13 | 33 | 73 | 59 | 39 | 13 | 27 | 14 | 9 | 15 | 9 | 5 | 7 | 5 | 7 | 6 | 3 | 6 | 4 | 4 | 3 | 2 | 1 | 1 | | 1 | 2 | 1 | | 674708.0 |
| 1964 | | | | | | 8 | 68 | 59 | 46 | 18 | 17 | 7 | 23 | 12 | 7 | 6 | 8 | 17 | 13 | 11 | 4 | 4 | 6 | 4 | 2 | 5 | 6 | 1 | 3 | 1 | 1 | 2 | 3 | 1 | 1 | 2 | 803533.0 |
| 1965 | | | | | | 3 | 41 | 32 | 42 | 36 | 13 | 20 | 19 | 21 | 17 | 16 | 11 | 19 | 11 | 17 | 4 | 9 | 3 | 2 | 8 | 9 | 6 | 2 | 3 | 1 | | | | | | 626175.0 |
| 1966 | | | | | | 22 | 42 | 60 | 52 | 38 | 19 | 30 | 25 | 15 | 17 | 16 | 7 | 4 | 5 | 5 | 4 | 1 | 2 | 1 | | | | | | | | | | | | 314386.0 |
| 1967 | | | | | | 9 | 50 | 50 | 24 | 10 | 11 | 10 | 19 | 15 | 14 | 28 | 19 | 14 | 16 | 7 | 9 | 14 | 7 | 16 | 11 | 6 | | 1 | | 1 | 2 | 2 | | | | 845385.0 |
| 1968 | | | | | | 3 | 14 | 27 | 18 | 21 | 19 | 33 | 42 | 26 | 19 | 9 | 26 | 16 | 11 | 23 | 8 | 12 | 10 | 3 | 2 | 3 | 4 | 7 | 4 | 2 | 2 | 2 | | | | 935686.0 |
| 1969 | | | | | | | | 18 | 16 | 21 | 13 | 12 | 32 | 32 | 25 | 36 | 44 | 21 | 15 | 13 | 14 | 12 | 8 | 6 | 5 | 5 | 10 | 1 | 2 | | 1 | 1 | 2 | | | 987278.0 |
| 1970 | | | | | | 2 | 7 | 3 | 26 | 12 | 21 | 27 | 26 | 37 | 18 | 20 | 39 | 26 | 23 | 15 | 13 | 15 | 6 | 11 | 4 | 4 | 6 | 4 | | | | | | | | 867133.7 |
| 1971 | | | | | | | 3 | 22 | 19 | 28 | 51 | 44 | 39 | 33 | 21 | 23 | 17 | 9 | 10 | 8 | 13 | 7 | 3 | 1 | 2 | 5 | 1 | 2 | 2 | 1 | 1 | | | | | 636651.0 |
| 1972 | | | | | | | 8 | 47 | 23 | 24 | 8 | 19 | 21 | 24 | 22 | 41 | 27 | 19 | 17 | 11 | 12 | 7 | 5 | 11 | 6 | 3 | 7 | 1 | 1 | | 2 | | | | | 809197.0 |
| 1973 | | | | | | | | | | 1 | 18 | 15 | 21 | 19 | 29 | 22 | 34 | 23 | 21 | 21 | 32 | 21 | 22 | 13 | 18 | 8 | 16 | 7 | 4 | | | | | | | 1390338.0 |

| CLASS | CFS | TOTAL | ACCUM | PERCT | CLASS | CFS | TOTAL | ACCUM | PERCT | CLASS | CFS | TOTAL | ACCUM | PERCT | CLASS | CFS | TOTAL | ACCUM | PERCT |
|---|---|---|---|---|---|---|---|---|---|---|---|---|---|---|---|---|---|---|---|
| 0 | 0.00 | 0 | 10228 | 100.0 | 9 | 530.00 | 550 | 7766 | 75.9 | 18 | 2600.0 | 411 | 2433 | 23.8 | 27 | 12000 | 95 | 276 | 2.6 |
| 1 | 131.00 | 11 | 10228 | 100.0 | 10 | 630.00 | 540 | 7216 | 70.6 | 19 | 3100.0 | 336 | 2022 | 19.8 | 28 | 15000 | 58 | 181 | 1.7 |
| 2 | 160.00 | 16 | 10217 | 99.9 | 11 | 750.00 | 604 | 6676 | 65.3 | 20 | 3600.0 | 319 | 1686 | 16.5 | 29 | 18000 | 46 | 123 | 1.2 |
| 3 | 190.00 | 20 | 10201 | 99.7 | 12 | 900.00 | 665 | 6072 | 59.4 | 21 | 4300.0 | 324 | 1367 | 13.4 | 30 | 21000 | 27 | 77 | .7 |
| 4 | 220.00 | 66 | 10181 | 99.5 | 13 | 1100.00 | 607 | 5407 | 52.9 | 22 | 5200.0 | 184 | 1043 | 10.2 | 31 | 25000 | 30 | 50 | .4 |
| 5 | 260.00 | 423 | 10115 | 98.9 | 14 | 1300.00 | 581 | 4800 | 46.9 | 23 | 6100.0 | 191 | 859 | 8.4 | 32 | 30000 | 12 | 20 | .1 |
| 6 | 310.00 | 563 | 9692 | 94.8 | 15 | 1500.00 | 618 | 4219 | 41.2 | 24 | 7300.0 | 160 | 668 | 6.5 | 33 | 35000 | 6 | 8 | |
| 7 | 370.00 | 739 | 9129 | 89.3 | 16 | 1800.00 | 667 | 3601 | 35.2 | 25 | 8700.0 | 122 | 508 | 5.0 | 34 | 42000 | 2 | 2 | |
| 8 | 450.00 | 624 | 8390 | 82.0 | 17 | 2200.00 | 501 | 2934 | 28.7 | 26 | 10000.0 | 110 | 386 | 3.8 | | | | | |

### LOWEST MEAN DISCHARGE, IN CFS, AND RANKING, FOR THE FOLLOWING NUMBER OF CONSECUTIVE DAYS IN YEAR ENDING MARCH 31

| YEAR | 1 | | 3 | | 7 | | 14 | | 30 | | 60 | | 90 | | 120 | | 183 | | ANNUAL | |
|---|---|---|---|---|---|---|---|---|---|---|---|---|---|---|---|---|---|---|---|---|
| 1932 | 148.00 | 2 | 160.00 | 2 | 177.00 | 2 | 236.00 | 2 | 270.00 | 2 | 424.00 | 12 | 476.00 | 11 | 539.00 | 12 | 587.00 | 9 | 1890.00 | 8 |
| 1948 | 308.00 | 16 | 323.00 | 18 | 337.00 | 17 | 352.00 | 14 | 435.00 | 19 | 497.00 | 17 | 521.00 | 14 | 540.00 | 13 | 757.00 | 17 | 2680.00 | 18 |
| 1949 | 277.00 | 11 | 283.00 | 9 | 284.00 | 9 | 287.00 | 8 | 302.00 | 7 | 331.00 | 6 | 385.00 | 7 | 533.00 | 10 | 878.00 | 19 | 3380.00 | 23 |
| 1950 | 344.00 | 20 | 357.00 | 20 | 369.00 | 19 | 384.00 | 18 | 433.00 | 18 | 578.00 | 21 | 584.00 | 17 | 591.00 | 16 | 706.00 | 12 | 3600.00 | 25 |
| 1951 | 478.00 | 26 | 482.00 | 25 | 509.00 | 24 | 511.00 | 24 | 633.00 | 24 | 803.00 | 24 | 1050.00 | 25 | 1020.00 | 23 | 1490.00 | 24 | 3030.00 | 22 |
| 1952 | 298.00 | 12 | 304.00 | 12 | 310.00 | 12 | 317.00 | 11 | 334.00 | 10 | 366.00 | 8 | 403.00 | 10 | 534.00 | 11 | 918.00 | 20 | 2780.00 | 20 |
| 1953 | 380.00 | 21 | 382.00 | 21 | 394.00 | 21 | 403.00 | 20 | 408.00 | 15 | 445.00 | 14 | 581.00 | 16 | 577.00 | 15 | 756.00 | 16 | 2020.00 | 11 |
| 1954 | 265.00 | 8 | 267.00 | 7 | 271.00 | 4 | 272.00 | 4 | 287.00 | 4 | 294.00 | 3 | 316.00 | 3 | 319.00 | 2 | 417.00 | 3 | 1310.00 | 1 |
| 1955 | 138.00 | 1 | 146.00 | 1 | 157.00 | 1 | 166.00 | 1 | 193.00 | 1 | 258.00 | 1 | 275.00 | 1 | 341.00 | 3 | 365.00 | 2 | 1330.00 | 2 |
| 1956 | 258.00 | 5 | 264.00 | 6 | 271.00 | 5 | 274.00 | 5 | 310.00 | 8 | 452.00 | 15 | 790.00 | 23 | 926.00 | 22 | 1130.00 | 22 | 2110.00 | 14 |
| 1957 | 260.00 | 6 | 263.00 | 5 | 276.00 | 7 | 282.00 | 7 | 297.00 | 6 | 314.00 | 5 | 355.00 | 5 | 443.00 | 8 | 596.00 | 10 | 1850.00 | 7 |
| 1958 | 471.00 | 25 | 483.00 | 26 | 512.00 | 25 | 540.00 | 25 | 722.00 | 25 | 878.00 | 25 | 1040.00 | 24 | 1270.00 | 25 | 2740.00 | 27 | 4080.00 | 27 |
| 1959 | 690.00 | 27 | 710.00 | 27 | 729.00 | 27 | 774.00 | 27 | 811.00 | 27 | 933.00 | 26 | 1070.00 | 26 | 1480.00 | 26 | 2010.00 | 26 | 3730.00 | 26 |
| 1960 | 265.00 | 7 | 269.00 | 8 | 278.00 | 8 | 299.00 | 9 | 339.00 | 12 | 403.00 | 11 | 511.00 | 13 | 594.00 | 17 | 746.00 | 13 | 2040.00 | 12 |
| 1961 | 274.00 | 9 | 287.00 | 11 | 303.00 | 11 | 317.00 | 12 | 346.00 | 13 | 368.00 | 9 | 385.00 | 8 | 394.00 | 6 | 436.00 | 4 | 1730.00 | 6 |
| 1962 | 320.00 | 18 | 320.00 | 17 | 329.00 | 16 | 378.00 | 17 | 477.00 | 21 | 602.00 | 22 | 615.00 | 20 | 724.00 | 20 | 870.00 | 18 | 2960.00 | 21 |
| 1963 | 398.00 | 22 | 406.00 | 22 | 432.00 | 23 | 452.00 | 23 | 493.00 | 22 | 572.00 | 20 | 603.00 | 19 | 626.00 | 18 | 697.00 | 11 | 1930.00 | 10 |
| 1964 | 246.00 | 4 | 257.00 | 3 | 267.00 | 3 | 269.00 | 3 | 280.00 | 3 | 290.00 | 2 | 310.00 | 2 | 311.00 | 1 | 360.00 | 1 | 1450.00 | 4 |
| 1965 | 243.00 | 3 | 262.00 | 4 | 275.00 | 6 | 281.00 | 6 | 288.00 | 5 | 308.00 | 4 | 325.00 | 4 | 349.00 | 4 | 465.00 | 6 | 2290.00 | 16 |
| 1966 | 305.00 | 15 | 317.00 | 15 | 323.00 | 14 | 354.00 | 15 | 397.00 | 14 | 440.00 | 13 | 493.00 | 12 | 541.00 | 14 | 546.00 | 8 | 1340.00 | 3 |
| 1967 | 274.00 | 10 | 284.00 | 10 | 294.00 | 10 | 302.00 | 10 | 314.00 | 9 | 335.00 | 7 | 374.00 | 6 | 379.00 | 5 | 464.00 | 5 | 1900.00 | 9 |
| 1968 | 301.00 | 14 | 306.00 | 13 | 313.00 | 13 | 322.00 | 13 | 337.00 | 11 | 370.00 | 10 | 395.00 | 9 | 415.00 | 7 | 500.00 | 7 | 2140.00 | 15 |
| 1969 | 411.00 | 23 | 416.00 | 23 | 422.00 | 22 | 428.00 | 22 | 456.00 | 20 | 497.00 | 18 | 595.00 | 18 | 837.00 | 21 | 1030.00 | 21 | 2760.00 | 19 |
| 1970 | 461.00 | 24 | 477.00 | 24 | 553.00 | 26 | 612.00 | 26 | 734.00 | 26 | 1170.00 | 27 | 1590.00 | 27 | 1890.00 | 27 | 1950.00 | 25 | 2600.00 | 17 |
| 1971 | 300.00 | 13 | 307.00 | 14 | 326.00 | 15 | 374.00 | 16 | 432.00 | 17 | 529.00 | 19 | 626.00 | 21 | 682.00 | 19 | 750.00 | 14 | 2080.00 | 13 |
| 1972 | 325.00 | 19 | 351.00 | 19 | 381.00 | 20 | 399.00 | 19 | 422.00 | 16 | 461.00 | 16 | 524.00 | 15 | 525.00 | 9 | 755.00 | 15 | 1580.00 | 5 |
| 1973 | 318.00 | 17 | 320.00 | 16 | 356.00 | 18 | 408.00 | 21 | 496.00 | 23 | 607.00 | 23 | 781.00 | 22 | 1050.00 | 24 | 1400.00 | 23 | 3560.00 | 24 |

HIGHEST MEAN DISCHARGE, IN CFS, AND RANKING, FOR THE FOLLOWING NUMBER OF CONSECUTIVE DAYS IN YEAR ENDING SEPTEMBER 30

| YEAR | 1 | | 3 | | 7 | | 15 | | 30 | | 60 | | 90 | | 120 | | 183 | | ANNUAL | |
|---|---|---|---|---|---|---|---|---|---|---|---|---|---|---|---|---|---|---|---|---|
| 1931 | 3610.0 | 27 | 2990.0 | 27 | 2440.0 | 27 | 2200.0 | 27 | 1800.0 | 27 | 1480.0 | 27 | 1200.0 | 27 | 1080.0 | 27 | 872.0 | 27 | 611.0 | 27 |
| 1948 | 27400.0 | 11 | 24200.0 | 12 | 20100.0 | 9 | 14800.0 | 5 | 14000.0 | 2 | 8710.0 | 5 | 6790.0 | 6 | 5670.0 | 6 | 4360.0 | 8 | 2480.0 | 12 |
| 1949 | 24300.0 | 14 | 23000.0 | 13 | 17500.0 | 13 | 14700.0 | 6 | 12000.0 | 3 | 8850.0 | 4 | 6960.0 | 5 | 6100.0 | 4 | 4610.0 | 5 | 2710.0 | 7 |
| 1950 | 35000.0 | 4 | 33300.0 | 3 | 25500.0 | 3 | 23700.0 | 1 | 18400.0 | 1 | 14200.0 | 1 | 11400.0 | 1 | 9680.0 | 1 | 7090.0 | 1 | 4110.0 | 1 |
| 1951 | 18500.0 | 17 | 18500.0 | 17 | 14500.0 | 16 | 11100.0 | 12 | 7510.0 | 14 | 5790.0 | 14 | 5350.0 | 12 | 5040.0 | 11 | 4600.0 | 6 | 2830.0 | 6 |
| 1952 | 17300.0 | 19 | 16600.0 | 18 | 11900.0 | 19 | 11000.0 | 13 | 7790.0 | 13 | 6690.0 | 12 | 6170.0 | 7 | 5750.0 | 5 | 4740.0 | 4 | 2910.0 | 5 |
| 1953 | 15300.0 | 21 | 14800.0 | 20 | 11400.0 | 20 | 7680.0 | 22 | 6000.0 | 21 | 4280.0 | 22 | 4200.0 | 20 | 3610.0 | 21 | 3140.0 | 19 | 1970.0 | 19 |
| 1954 | 8300.0 | 25 | 7330.0 | 25 | 5250.0 | 25 | 4330.0 | 25 | 3390.0 | 25 | 2360.0 | 25 | 1970.0 | 25 | 1700.0 | 25 | 1320.0 | 25 | 812.0 | 26 |
| 1955 | 9650.0 | 24 | 9200.0 | 24 | 6820.0 | 24 | 4690.0 | 24 | 4240.0 | 24 | 3550.0 | 24 | 3080.0 | 24 | 2940.0 | 24 | 2390.0 | 24 | 1520.0 | 24 |
| 1956 | 29100.0 | 9 | 26200.0 | 9 | 17800.0 | 11 | 10500.0 | 16 | 6480.0 | 19 | 4830.0 | 20 | 3960.0 | 21 | 4410.0 | 13 | 3620.0 | 15 | 2670.0 | 9 |
| 1957 | 33500.0 | 6 | 30100.0 | 6 | 23100.0 | 4 | 14400.0 | 7 | 10300.0 | 9 | 8210.0 | 6 | 8170.0 | 2 | 7260.0 | 2 | 5590.0 | 2 | 3200.0 | 4 |
| 1958 | 35000.0 | 5 | 33400.0 | 2 | 29200.0 | 2 | 18200.0 | 3 | 10600.0 | 8 | 8200.0 | 7 | 6130.0 | 8 | 5290.0 | 9 | 4190.0 | 10 | 3490.0 | 3 |
| 1959 | 26000.0 | 12 | 24300.0 | 11 | 17800.0 | 12 | 10800.0 | 14 | 10200.0 | 10 | 7360.0 | 9 | 5970.0 | 9 | 5580.0 | 8 | 4340.0 | 9 | 2640.0 | 10 |
| 1960 | 17400.0 | 18 | 13200.0 | 22 | 10800.0 | 22 | 7440.0 | 23 | 5430.0 | 23 | 3920.0 | 23 | 3570.0 | 23 | 3270.0 | 23 | 2820.0 | 22 | 1960.0 | 20 |
| 1961 | 38000.0 | 2 | 28400.0 | 7 | 21300.0 | 7 | 14300.0 | 9 | 11700.0 | 5 | 8940.0 | 3 | 7560.0 | 3 | 6230.0 | 3 | 4480.0 | 7 | 2480.0 | 13 |
| 1962 | 25600.0 | 13 | 22500.0 | 14 | 14400.0 | 17 | 8480.0 | 19 | 6860.0 | 18 | 5810.0 | 13 | 4930.0 | 14 | 4110.0 | 17 | 3300.0 | 18 | 2180.0 | 18 |
| 1963 | 37300.0 | 3 | 33200.0 | 4 | 23000.0 | 5 | 15000.0 | 4 | 11400.0 | 6 | 7430.0 | 8 | 5460.0 | 11 | 4330.0 | 15 | 3100.0 | 20 | 1850.0 | 21 |
| 1964 | 47100.0 | 1 | 42900.0 | 1 | 31600.0 | 1 | 18900.0 | 2 | 11900.0 | 4 | 9770.0 | 2 | 7160.0 | 4 | 5620.0 | 7 | 4040.0 | 13 | 2200.0 | 17 |
| 1965 | 15000.0 | 22 | 14000.0 | 21 | 10200.0 | 23 | 8150.0 | 20 | 6220.0 | 20 | 5250.0 | 17 | 4840.0 | 15 | 4000.0 | 19 | 2940.0 | 21 | 1720.0 | 23 |
| 1966 | 6680.0 | 26 | 6170.0 | 26 | 4570.0 | 26 | 2950.0 | 26 | 2120.0 | 26 | 1560.0 | 26 | 1570.0 | 26 | 1460.0 | 26 | 1280.0 | 26 | 861.0 | 25 |
| 1967 | 29400.0 | 8 | 27400.0 | 8 | 21100.0 | 8 | 12300.0 | 10 | 7260.0 | 16 | 5000.0 | 19 | 4220.0 | 19 | 4380.0 | 14 | 4070.0 | 12 | 2320.0 | 15 |
| 1968 | 28500.0 | 10 | 24500.0 | 10 | 19400.0 | 10 | 11900.0 | 11 | 7000.0 | 17 | 5370.0 | 15 | 4400.0 | 16 | 4290.0 | 16 | 4120.0 | 11 | 2560.0 | 11 |
| 1969 | 33100.0 | 7 | 30600.0 | 5 | 22100.0 | 6 | 14400.0 | 8 | 10700.0 | 7 | 7030.0 | 10 | 5250.0 | 13 | 4950.0 | 12 | 3870.0 | 14 | 2700.0 | 8 |
| 1970 | 14400.0 | 23 | 13100.0 | 23 | 11000.0 | 21 | 8140.0 | 21 | 5490.0 | 22 | 4430.0 | 21 | 4390.0 | 17 | 4050.0 | 18 | 3550.0 | 16 | 2380.0 | 14 |
| 1971 | 22300.0 | 16 | 18900.0 | 16 | 14900.0 | 14 | 10500.0 | 17 | 7410.0 | 15 | 5220.0 | 18 | 3840.0 | 22 | 3420.0 | 22 | 2710.0 | 23 | 1740.0 | 22 |
| 1972 | 22800.0 | 15 | 20500.0 | 15 | 14600.0 | 15 | 10600.0 | 15 | 7940.0 | 12 | 5290.0 | 16 | 4290.0 | 18 | 3770.0 | 20 | 3510.0 | 17 | 2210.0 | 16 |
| 1973 | 15900.0 | 20 | 15500.0 | 19 | 12100.0 | 18 | 9960.0 | 18 | 9000.0 | 11 | 6900.0 | 11 | 5570.0 | 10 | 5160.0 | 10 | 5420.0 | 3 | 3810.0 | 2 |

STATISTICS ON NORMAL MONTHLY MEANS(ALL DAYS)

| OCT | NOV | DEC | JAN | FEB | MARCH | APRIL | MAY | JUNE | JULY | AUG | SEPT |
|---|---|---|---|---|---|---|---|---|---|---|---|
| BY ROWS(MEAN,VARIANCE,STANDARD DEVIATION, SKEWNESS, COEFF. OF VARIATION,PERCENTAGE OF AVERAGE FLOW) | | | | | | | | | | | |
| 0.6945E+03 | 0.1463E+04 | 0.2259E+04 | 0.3560E+04 | 0.3757E+04 | 0.4434E+04 | 0.4569E+04 | 0.2681E+04 | 0.2238E+04 | 0.1651E+04 | 0.9069E+03 | 0.6443E+03 |
| 0.2308E+06 | 0.3043E+07 | 0.4538E+07 | 0.1455E+08 | 0.6658E+07 | 0.5859E+07 | 0.7819E+07 | 0.2022E+07 | 0.4475E+07 | 0.1554E+07 | 0.6804E+06 | 0.1232E+06 |
| 0.4804E+03 | 0.1744E+04 | 0.2130E+04 | 0.3814E+04 | 0.2580E+04 | 0.2421E+04 | 0.2796E+04 | 0.1422E+04 | 0.2115E+04 | 0.1247E+04 | 0.8249E+03 | 0.3510E+03 |
| 0.1900E+01 | 0.2325E+01 | 0.1376E+01 | 0.2538E+01 | 0.7110E+00 | 0.7249E+00 | 0.1029E+01 | 0.1160E+01 | 0.2721E+01 | 0.1796E+01 | 0.3067E+01 | 0.1413E+01 |
| 0.6918E+00 | 0.1193E+01 | 0.9430E+00 | 0.1072E+01 | 0.6868E+00 | 0.5459E+00 | 0.6120E+00 | 0.5304E+00 | 0.9452E+00 | 0.7550E+00 | 0.9095E+00 | 0.5448E+00 |
| 0.2407E+01 | 0.5069E+01 | 0.7828E+01 | 0.1234E+02 | 0.1302E+02 | 0.1536E+02 | 0.1583E+02 | 0.9291E+01 | 0.7756E+01 | 0.5722E+01 | 0.3143E+01 | 0.2233E+01 |

STATISTICS ON NORMAL ANNUAL MEANS(ALL DAYS)

| MEAN | VARIANCE | STANDARD DEVIATION | SKEWNESS | COEFF. OF VARIATION | SERIAL CORR |
|---|---|---|---|---|---|
| 0.2396E+04 | 0.5972E+06 | 0.7728E+03 | 0.7618E-01 | 0.3225E+00 | 0.4163E+00 |

STATISTICS ON LOG MONTHLY MEANS(ALL DAYS)

| OCT | NOV | DEC | JAN | FEB | MARCH | APRIL | MAY | JUNE | JULY | AUG | SEPT |
|---|---|---|---|---|---|---|---|---|---|---|---|
| BY ROWS(MEAN,VARIANCE,STANDARD DEVIATION, SKEWNESS, COEFF. OF VARIATION,PERCENTAGE OF AVERAGE FLOW) | | | | | | | | | | | |
| 0.2767E+01 | 0.2960E+01 | 0.3163E+01 | 0.3367E+01 | 0.3452E+01 | 0.3581E+01 | 0.3581E+01 | 0.3376E+01 | 0.3235E+01 | 0.3115E+01 | 0.2862E+01 | 0.2755E+01 |
| 0.6038E-01 | 0.1610E+00 | 0.1837E+00 | 0.1699E+00 | 0.1315E+00 | 0.6354E-01 | 0.7532E-01 | 0.4480E-01 | 0.8697E-01 | 0.9276E-01 | 0.6799E-01 | 0.4706E-01 |
| 0.2457E+00 | 0.4013E+00 | 0.4287E+00 | 0.4122E+00 | 0.3626E+00 | 0.2521E+00 | 0.2745E+00 | 0.2117E+00 | 0.2949E+00 | 0.3046E+00 | 0.2608E+00 | 0.2169E+00 |
| 0.7716E+00 | 0.8142E+00 | 0.6695E-01 | 0.3551E-01 | -0.5378E+00 | -0.2198E+00 | -0.1904E+00 | 0.4093E+00 | 0.9430E+00 | 0.1019E+00 | 0.1352E+01 | 0.3368E+00 |
| 0.8881E-01 | 0.1356E+00 | 0.1355E+00 | 0.1224E+00 | 0.1050E+00 | 0.7040E-01 | 0.7665E-01 | 0.6269E-01 | 0.9116E-01 | 0.9778E-01 | 0.9111E-01 | 0.7874E-01 |
| 0.7241E+01 | 0.7745E+01 | 0.8278E+01 | 0.8810E+01 | 0.9034E+01 | 0.9370E+01 | 0.9371E+01 | 0.8836E+01 | 0.8466E+01 | 0.8152E+01 | 0.7489E+01 | 0.7210E+01 |

STATISTICS ON LOG ANNUAL MEANS(ALL DAYS)

| MEAN | VARIANCE | STANDARD DEVIATION | SKEWNESS | COEFF. OF VARIATION | SERIAL CORR |
|---|---|---|---|---|---|
| 0.3353E+01 | 0.2694E-01 | 0.1641E+00 | -0.1235E+01 | 0.4894E-01 | 0.3734E+00 |

ANNUAL PEAKS

| | | | |
|---|---|---|---|
| 1913 | 90000 | 1959 | 26000 |
| 1931 | 3610 | 1960 | 27000 |
| 1932 | 19800 | 1961 | 42300 |
| 1947 | 15500 | 1962 | 26300 |
| 1948 | 27400 | 1963 | 41600 |
| 1949 | 27500 | 1964 | 50500 |
| 1950 | 43000 | 1965 | 15500 |
| 1951 | 19100 | 1966 | 6710 |
| 1952 | 17600 | 1967 | 31000 |
| 1953 | 15800 | 1968 | 31700 |
| 1954 | 8600 | 1969 | 36100 |
| 1955 | 9950 | 1970 | 16900 |
| 1956 | 35400 | 1971 | 26700 |
| 1957 | 34700 | 1972 | 23700 |
| 1958 | 37000 | 1973 | 17500 |

## 03354500 Beanblossom Creek at Beanblossom, Ind.

LOCATION.--Lat 39°15'45", long 86°14'55", in SW¼NW¼ sec.31, T.10 N., R.3 E., Brown County, on right bank 15 ft (5 m) downstream from bridge on State Highway 135, 0.3 mile (0.5 km) south of Beanblossom, and 2.5 miles (4.0 km) upstream from North Fork Beanblossom Creek.

DRAINAGE AREA.--14.6 mi² (37.8 km²).

DURATION TABLE OF DAILY DISCHARGE FOR YEAR ENDING SEPTEMBER 30

| YEAR | 0 | 1 | 2 | 3 | 4 | 5 | 6 | 7 | 8 | 9 | 10 | 11 | 12 | 13 | 14 | 15 | 16 | 17 | 18 | 19 | 20 | 21 | 22 | 23 | 24 | 25 | 26 | 27 | 28 | 29 | 30 | 31 | 32 | 33 | 34 | CFS_DAYS |
|---|---|---|---|---|---|---|---|---|---|---|---|---|---|---|---|---|---|---|---|---|---|---|---|---|---|---|---|---|---|---|---|---|---|---|---|---|
| | NUMBER OF DAYS IN CLASS | | | | | | | | | | | | | | | | | | | | | | | | | | | | | | | | | | | |
| 1952 | 66 | | | | | | 7 | 15 | 28 | 6 | 4 | 9 | 6 | 20 | 18 | 15 | 6 | 12 | 28 | 25 | 19 | 20 | 17 | 16 | 11 | 8 | 3 | 4 | 3 | | | | | | | 10957.9 |
| 1953 | 111 | | | | | | 3 | 16 | 7 | 9 | 16 | 8 | 14 | 17 | 11 | 18 | 22 | 40 | 25 | 12 | 14 | 1 | 6 | 6 | 2 | 1 | 1 | | | | | | | | | 3274.3 |
| 1954 | 171 | | | | | | 8 | 24 | 11 | 11 | 8 | 5 | 11 | 9 | 23 | 24 | 15 | 12 | 7 | 12 | 3 | 7 | 2 | 2 | | | | | | | | | | | | 1422.7 |
| 1955 | 96 | | | | | | 46 | 13 | 14 | 11 | 13 | 11 | 13 | 6 | 17 | 14 | 11 | 21 | 20 | 19 | 15 | 9 | 6 | 3 | 3 | 4 | | | | | | | | | | 3497.2 |
| 1956 | 34 | | | | | | 11 | 3 | 2 | 9 | 19 | 24 | 57 | 20 | 18 | 14 | 29 | 23 | 23 | 19 | 17 | 16 | 11 | 6 | 2 | 4 | 4 | 1 | | | | | | | | 5758.6 |
| 1957 | 64 | | | | | | 14 | 8 | 10 | 8 | 11 | 15 | 5 | 19 | 23 | 29 | 26 | 24 | 33 | 24 | 14 | 11 | 6 | 6 | 5 | 1 | 3 | 4 | 2 | | | | | | | 7067.0 |
| 1958 | 15 | | | | | | | 6 | 15 | 4 | 9 | 7 | 9 | 13 | 26 | 32 | 38 | 45 | 26 | 26 | 27 | 21 | 10 | 15 | 6 | 7 | 2 | 6 | | | | | | | | 9507.6 |
| 1959 | 24 | | | | | | 8 | 5 | 12 | 4 | 9 | 6 | 6 | 32 | 26 | 39 | 21 | 26 | 42 | 38 | 25 | 16 | 14 | 5 | 1 | 1 | 1 | | 1 | | 1 | | | | | 6820.4 |
| 1960 | 36 | | | | | | 5 | 5 | 10 | 2 | 3 | 11 | 23 | 19 | 21 | 48 | 77 | 28 | 18 | 11 | 22 | 10 | 8 | 2 | 2 | 3 | 1 | | | | | 1 | | | | 5373.2 |
| 1961 | 77 | | | | | | 16 | 10 | 22 | 45 | 37 | 19 | 12 | 18 | 16 | 4 | 8 | 8 | 11 | 10 | 13 | 9 | 7 | 10 | 4 | 1 | 5 | 1 | 1 | | 1 | | | | | 6396.9 |
| 1962 | 45 | | | | | | 15 | 6 | 22 | 25 | 15 | 9 | 9 | 12 | 20 | 34 | 33 | 32 | 34 | 18 | 8 | 14 | 4 | 3 | 2 | 1 | 2 | 2 | | | | | | | | 4330.2 |
| 1963 | 38 | | | | | | 31 | 17 | 42 | 24 | 26 | 17 | 19 | 21 | 31 | 18 | 10 | 7 | 9 | 12 | 22 | 5 | 9 | 2 | | 2 | 1 | | 2 | | | | | | | 3960.1 |
| 1964 | 167 | | | | | | 18 | 18 | 14 | 11 | 12 | 8 | 18 | 16 | 12 | 8 | 5 | 12 | 16 | 8 | 8 | 6 | 1 | 3 | 2 | | 2 | | | | 1 | | | | | 3277.0 |
| 1965 | 69 | | | | | | 26 | 17 | 20 | 20 | 11 | 22 | 12 | 16 | 16 | 14 | 18 | 21 | 16 | 12 | 6 | 9 | 6 | 4 | 4 | 4 | 1 | | 1 | | | | | | | 4014.5 |
| 1966 | 46 | | | | | | 17 | 14 | 7 | 4 | 5 | 22 | 41 | 42 | 38 | 28 | 16 | 23 | 21 | 15 | 9 | 6 | 2 | 2 | 3 | 3 | 1 | 1 | 1 | | | | | | | 4028.5 |
| 1967 | 30 | | 4 | 4 | 28 | 3 | 18 | 4 | 8 | 5 | 12 | 11 | 12 | 13 | 24 | 29 | 25 | 20 | 21 | 21 | 18 | 17 | 12 | 5 | 6 | 4 | 7 | 1 | 3 | | | | | | | 8243.1 |
| 1968 | 16 | | | | 3 | | 21 | 25 | 27 | 18 | 10 | 7 | 37 | 25 | 24 | 19 | 12 | 15 | 28 | 23 | 15 | 13 | 10 | 6 | 3 | | 3 | 3 | 2 | | 1 | | | | | 7561.3 |
| 1969 | | | | | | 1 | 4 | 11 | 36 | 32 | 13 | 11 | 11 | 8 | 29 | 38 | 28 | 30 | 22 | 26 | 22 | 16 | 11 | 4 | 3 | 2 | 1 | 3 | | 3 | | | | | | 7698.1 |
| 1970 | | | 5 | 4 | 17 | 10 | 15 | 16 | 15 | 10 | 13 | 10 | 22 | 17 | 31 | 29 | 26 | 26 | 28 | 17 | 23 | 14 | 10 | 2 | 2 | | 1 | 1 | 1 | | | | | | | 4730.3 |
| 1971 | 2 | 1 | 2 | | 14 | 2 | 19 | 4 | 27 | 9 | 21 | 18 | 25 | 28 | 41 | 23 | 32 | 22 | 17 | 14 | 14 | 8 | 10 | 5 | 3 | 1 | 1 | 1 | 1 | | | | | | | 4385.4 |
| 1972 | 44 | | | 1 | 1 | | 23 | 14 | 23 | 27 | 25 | 11 | 12 | 18 | 19 | 25 | 37 | 21 | 18 | 13 | 6 | 6 | 9 | 7 | 2 | 2 | | 1 | | 1 | | | | | | 4448.8 |
| 1973 | | | | | 3 | | 30 | 13 | 20 | 7 | 7 | 6 | 10 | 7 | 16 | 24 | 29 | 32 | 30 | 31 | 29 | 27 | 13 | 11 | 9 | 5 | 4 | 1 | 1 | | | | | | | 8950.6 |

| CLASS | CFS | TOTAL | ACCUM | PERCT | CLASS | CFS | TOTAL | ACCUM | PERCT | CLASS | CFS | TOTAL | ACCUM | PERCT | CLASS | CFS | TOTAL | ACCUM | PERCT |
|---|---|---|---|---|---|---|---|---|---|---|---|---|---|---|---|---|---|---|---|
| 0 | 0.00 | 1171 | 8036 | 100.0 | 9 | 0.50 | 301 | 5746 | 71.5 | 18 | 12.0 | 493 | 2049 | 25.5 | 27 | 280 | 30 | 58 | .7 |
| 1 | 0.01 | 1 | 6865 | 85.4 | 10 | 0.70 | 299 | 5445 | 67.8 | 19 | 17.0 | 406 | 1556 | 19.4 | 28 | 400 | 19 | 28 | .3 |
| 2 | 0.02 | 11 | 6864 | 85.4 | 11 | 1.00 | 267 | 5146 | 64.0 | 20 | 24.0 | 349 | 1150 | 14.3 | 29 | 570 | 4 | 9 | .1 |
| 3 | 0.04 | 9 | 6853 | 85.3 | 12 | 1.40 | 384 | 4879 | 60.7 | 21 | 34.0 | 261 | 801 | 10.0 | 30 | 810 | 4 | 5 | .0 |
| 4 | 0.05 | 66 | 6844 | 85.2 | 13 | 2.00 | 394 | 4495 | 55.9 | 22 | 48.0 | 184 | 540 | 6.7 | 31 | 1200 | 1 | 1 | .0 |
| 5 | 0.08 | 16 | 6778 | 84.3 | 14 | 2.80 | 502 | 4101 | 51.0 | 23 | 68.0 | 125 | 356 | 4.4 | 32 | | | | |
| 6 | 0.10 | 360 | 6762 | 84.1 | 15 | 4.00 | 526 | 3599 | 44.8 | 24 | 97.0 | 75 | 231 | 2.9 | 33 | | | | |
| 7 | 0.20 | 264 | 6402 | 79.7 | 16 | 5.70 | 524 | 3073 | 38.2 | 25 | 140.0 | 54 | 156 | 1.9 | 34 | | | | |
| 8 | 0.30 | 392 | 6138 | 76.4 | 17 | 8.20 | 500 | 2549 | 31.7 | 26 | 200.0 | 44 | 102 | 1.3 | | | | | |

LOWEST MEAN DISCHARGE, IN CFS, AND RANKING, FOR THE FOLLOWING NUMBER OF CONSECUTIVE DAYS IN YEAR ENDING MARCH 31

| YEAR | 1 | | 3 | | 7 | | 14 | | 30 | | 60 | | 90 | | 120 | | 183 | | ANNUAL | |
|---|---|---|---|---|---|---|---|---|---|---|---|---|---|---|---|---|---|---|---|---|
| 1953 | 0.00 | 1 | 0.00 | 1 | 0.00 | 1 | 0.00 | 1 | 0.00 | 1 | 0.02 | 9 | 0.06 | 6 | 0.05 | 3 | 0.68 | 8 | 11.90 | 9 |
| 1954 | 0.00 | 2 | 0.00 | 2 | 0.00 | 2 | 0.00 | 2 | 0.00 | 2 | 0.00 | 1 | 0.00 | 1 | 0.07 | 5 | 0.20 | 4 | 5.15 | 1 |
| 1955 | 0.00 | 3 | 0.00 | 3 | 0.00 | 3 | 0.00 | 3 | 0.00 | 3 | 0.01 | 7 | 0.03 | 5 | 0.06 | 4 | 0.10 | 1 | 9.00 | 4 |
| 1956 | 0.00 | 4 | 0.00 | 4 | 0.00 | 4 | 0.00 | 4 | 0.00 | 4 | 0.01 | 8 | 0.43 | 16 | 0.92 | 16 | 2.05 | 12 | 11.30 | 6 |
| 1957 | 0.00 | 5 | 0.00 | 5 | 0.00 | 5 | 0.00 | 5 | 0.00 | 5 | 0.05 | 10 | 0.49 | 17 | 0.48 | 12 | 2.74 | 13 | 13.30 | 12 |
| 1958 | 0.00 | 6 | 0.00 | 6 | 0.00 | 6 | 0.00 | 6 | 0.04 | 13 | 0.14 | 12 | 0.25 | 10 | 0.65 | 14 | 6.93 | 20 | 24.90 | 20 |
| 1959 | 0.70 | 21 | 0.83 | 21 | 1.00 | 21 | 1.68 | 21 | 2.80 | 21 | 3.65 | 21 | 4.30 | 21 | 8.66 | 21 | 11.00 | 21 | 28.90 | 21 |
| 1960 | 0.00 | 7 | 0.00 | 7 | 0.00 | 7 | 0.01 | 14 | 0.06 | 14 | 1.43 | 20 | 3.33 | 20 | 3.83 | 19 | 5.23 | 17 | 12.80 | 10 |
| 1961 | 0.00 | 8 | 0.00 | 8 | 0.00 | 8 | 0.00 | 7 | 0.00 | 6 | 0.00 | 2 | 0.09 | 7 | 0.26 | 9 | 0.48 | 6 | 13.30 | 11 |
| 1962 | 0.00 | 9 | 0.00 | 9 | 0.00 | 9 | 0.00 | 8 | 0.00 | 7 | 0.00 | 3 | 0.02 | 4 | 0.11 | 6 | 0.47 | 5 | 18.30 | 16 |
| 1963 | 0.00 | 10 | 0.00 | 10 | 0.01 | 16 | 0.09 | 17 | 0.10 | 16 | 0.24 | 15 | 0.40 | 15 | 0.59 | 13 | 1.17 | 9 | 11.70 | 8 |
| 1964 | 0.00 | 11 | 0.00 | 11 | 0.00 | 10 | 0.00 | 9 | 0.00 | 8 | 0.00 | 4 | 0.00 | 2 | 0.01 | 2 | 0.18 | 3 | 9.43 | 5 |
| 1965 | 0.00 | 12 | 0.00 | 12 | 0.00 | 11 | 0.00 | 10 | 0.00 | 9 | 0.00 | 5 | 0.00 | 3 | 0.00 | 1 | 0.10 | 2 | 8.01 | 3 |
| 1966 | 0.00 | 13 | 0.00 | 13 | 0.00 | 12 | 0.06 | 15 | 0.28 | 18 | 0.78 | 18 | 0.74 | 18 | 1.04 | 17 | 3.95 | 16 | 11.60 | 7 |
| 1967 | 0.00 | 14 | 0.00 | 14 | 0.00 | 13 | 0.00 | 11 | 0.01 | 12 | 0.25 | 16 | 0.36 | 13 | 0.74 | 15 | 3.38 | 14 | 20.30 | 17 |
| 1968 | 0.00 | 15 | 0.00 | 15 | 0.00 | 14 | 0.00 | 12 | 0.00 | 10 | 0.01 | 6 | 0.11 | 8 | 0.16 | 7 | 0.56 | 7 | 15.90 | 14 |
| 1969 | 0.09 | 19 | 0.10 | 19 | 0.15 | 19 | 0.20 | 19 | 0.28 | 19 | 0.30 | 17 | 0.37 | 14 | 2.91 | 18 | 6.47 | 18 | 24.40 | 19 |
| 1970 | 0.25 | 20 | 0.25 | 20 | 0.33 | 20 | 0.53 | 20 | 0.74 | 20 | 0.86 | 19 | 1.47 | 19 | 6.47 | 20 | 6.74 | 19 | 16.70 | 15 |
| 1971 | 0.00 | 16 | 0.00 | 16 | 0.02 | 17 | 0.06 | 16 | 0.07 | 15 | 0.22 | 14 | 0.26 | 11 | 0.36 | 10 | 1.22 | 10 | 14.90 | 13 |
| 1972 | 0.00 | 18 | 0.00 | 18 | 0.00 | 18 | 0.10 | 18 | 0.13 | 17 | 0.21 | 13 | 0.31 | 12 | 0.40 | 11 | 1.52 | 11 | 6.53 | 2 |
| 1973 | 0.00 | 17 | 0.00 | 17 | 0.00 | 15 | 0.00 | 13 | 0.00 | 11 | 0.06 | 11 | 0.20 | 9 | 0.26 | 8 | 3.47 | 15 | 22.40 | 18 |

HIGHEST MEAN DISCHARGE, IN CFS, AND RANKING, FOR THE FOLLOWING NUMBER OF CONSECUTIVE DAYS IN YEAR ENDING SEPTEMBER 30

| YEAR | 1 | 3 | 7 | 15 | 30 | 60 | 90 | 120 | 183 | ANNUAL |
|---|---|---|---|---|---|---|---|---|---|---|
| 1952 | 564.0 8 | 342.0 9 | 247.0 6 | 134.0 6 | 122.0 1 | 91.6 1 | 74.5 1 | 68.5 1 | 56.7 1 | 29.9 1 |
| 1953 | 262.0 20 | 138.0 20 | 66.5 21 | 44.2 21 | 39.2 21 | 30.1 21 | 28.0 20 | 22.9 20 | 17.6 21 | 9.0 21 |
| 1954 | 76.0 22 | 61.0 22 | 37.8 22 | 29.2 22 | 21.4 22 | 14.4 22 | 11.7 22 | 10.2 22 | 7.7 22 | 3.9 22 |
| 1955 | 190.0 21 | 121.0 21 | 74.9 20 | 50.3 20 | 42.5 20 | 35.4 16 | 28.5 19 | 25.9 18 | 18.5 19 | 9.6 19 |
| 1956 | 330.0 18 | 196.0 18 | 99.9 18 | 55.5 19 | 53.1 15 | 38.0 14 | 35.2 13 | 32.6 10 | 27.2 10 | 15.7 10 |
| 1957 | 509.0 11 | 357.0 8 | 263.0 4 | 137.0 5 | 74.3 11 | 69.3 3 | 51.5 4 | 43.6 5 | 35.9 5 | 19.4 7 |
| 1958 | 346.0 17 | 336.0 10 | 176.0 12 | 123.0 10 | 79.8 8 | 52.9 9 | 46.8 7 | 40.8 7 | 35.5 6 | 26.0 2 |
| 1959 | 1150.0 2 | 428.0 6 | 200.0 8 | 109.0 11 | 92.6 3 | 63.5 5 | 48.9 5 | 40.1 9 | 31.6 9 | 18.7 8 |
| 1960 | 1220.0 1 | 460.0 3 | 205.0 7 | 99.3 14 | 54.7 14 | 31.2 19 | 24.4 21 | 22.9 21 | 23.4 13 | 14.7 11 |
| 1961 | 1080.0 5 | 632.0 1 | 339.0 1 | 173.0 1 | 113.0 2 | 74.9 2 | 67.0 2 | 52.3 2 | 34.6 7 | 17.5 9 |
| 1962 | 288.0 19 | 164.0 19 | 92.0 19 | 60.6 18 | 49.4 17 | 33.5 18 | 30.6 17 | 25.0 19 | 21.3 15 | 11.9 15 |
| 1963 | 545.0 9 | 297.0 12 | 147.0 14 | 126.0 9 | 36.2 5 | 52.5 10 | 36.8 11 | 30.3 12 | 20.8 16 | 10.8 18 |
| 1964 | 1110.0 4 | 460.0 4 | 250.0 5 | 129.0 7 | 71.6 12 | 51.1 11 | 35.1 14 | 27.0 16 | 17.9 20 | 9.0 20 |
| 1965 | 403.0 16 | 229.0 14 | 117.0 16 | 68.8 17 | 48.4 18 | 36.8 15 | 35.5 12 | 28.2 15 | 18.9 18 | 11.0 16 |
| 1966 | 465.0 13 | 215.0 15 | 121.0 15 | 76.1 15 | 52.4 16 | 30.5 20 | 29.2 18 | 26.0 17 | 20.6 17 | 11.0 17 |
| 1967 | 503.0 12 | 434.0 5 | 267.0 3 | 150.0 2 | 83.8 7 | 53.1 8 | 45.9 8 | 40.2 8 | 41.8 2 | 22.6 4 |
| 1968 | 1130.0 3 | 577.0 2 | 300.0 2 | 149.0 3 | 89.5 4 | 60.0 6 | 48.0 6 | 46.1 3 | 36.2 4 | 20.7 6 |
| 1969 | 669.0 7 | 400.0 7 | 198.0 9 | 145.0 4 | 85.3 6 | 56.8 7 | 43.8 9 | 42.7 6 | 32.6 8 | 21.1 5 |
| 1970 | 531.0 10 | 211.0 17 | 116.0 17 | 69.6 16 | 46.3 19 | 34.6 17 | 32.1 16 | 28.4 14 | 23.9 11 | 13.0 12 |
| 1971 | 460.0 14 | 212.0 16 | 163.0 13 | 99.6 13 | 65.5 13 | 43.8 13 | 34.5 15 | 28.5 13 | 22.3 14 | 12.0 14 |
| 1972 | 770.0 6 | 304.0 11 | 188.0 10 | 129.0 8 | 78.0 9 | 48.6 12 | 39.3 10 | 30.9 11 | 23.7 12 | 12.2 13 |
| 1973 | 418.0 15 | 252.0 13 | 185.0 11 | 106.0 12 | 74.9 10 | 68.8 4 | 52.3 3 | 44.7 4 | 40.2 3 | 24.5 3 |

STATISTICS ON NORMAL MONTHLY MEANS(ALL DAYS)

| OCT | NOV | DEC | JAN | FEB | MARCH | APRIL | MAY | JUNE | JULY | AUG | SEPT |
|---|---|---|---|---|---|---|---|---|---|---|---|
| BY ROWS(MEAN,VARIANCE,STANDARD DEVIATION, SKEWNESS, COEFF. OF VARIATION,PERCENTAGE OF AVERAGE FLOW) | | | | | | | | | | | |
| 0.8455E+00 | 0.7965E+01 | 0.2006E+02 | 0.2038E+02 | 0.2474E+02 | 0.3250E+02 | 0.3385E+02 | 0.2561E+02 | 0.1200E+02 | 0.7191E+01 | 0.1411E+01 | 0.1706E+01 |
| 0.1292E+01 | 0.1000E+03 | 0.9010E+03 | 0.3862E+03 | 0.3150E+03 | 0.4483E+03 | 0.3834E+03 | 0.6584E+03 | 0.2558E+03 | 0.1427E+03 | 0.7863E+01 | 0.1495E+02 |
| 0.1137E+01 | 0.1000E+02 | 0.3002E+02 | 0.1965E+02 | 0.1775E+02 | 0.2117E+02 | 0.1954E+02 | 0.2566E+02 | 0.1599E+02 | 0.1194E+02 | 0.2804E+01 | 0.3867E+01 |
| 0.1226E+01 | 0.1116E+01 | 0.2138E+01 | 0.1686E+01 | 0.7565E+00 | 0.9867E+00 | 0.7698E+00 | 0.1431E+01 | 0.2123E+01 | 0.2004E+01 | 0.3405E+01 | 0.3240E+01 |
| 0.1344E+01 | 0.1256E+01 | 0.1496E+01 | 0.9643E+00 | 0.7173E+00 | 0.6516E+00 | 0.5785E+00 | 0.1002E+01 | 0.1333E+01 | 0.1661E+01 | 0.1988E+01 | 0.2267E+01 |
| 0.4491E+00 | 0.4231E+01 | 0.1066E+02 | 0.1082E+02 | 0.1314E+02 | 0.1726E+02 | 0.1798E+02 | 0.1361E+02 | 0.6374E+01 | 0.3820E+01 | 0.7493E+00 | 0.9061E+00 |

STATISTICS ON NORMAL ANNUAL MEANS(ALL DAYS)

| MEAN | VARIANCE | STANDARD DEVIATION | SKEWNESS | COEFF. OF VARIATION | SERIAL CORR |
|---|---|---|---|---|---|
| 0.1564E+02 | 0.4279E+02 | 0.6541E+01 | 0.4771E+00 | 0.4182E+00 | 0.2890E+00 |

STATISTICS ON LOG MONTHLY MEANS(ALL DAYS)

| OCT | NOV | DEC | JAN | FEB | MARCH | APRIL | MAY | JUNE | JULY | AUG | SEPT |
|---|---|---|---|---|---|---|---|---|---|---|---|
| BY ROWS(MEAN,VARIANCE,STANDARD DEVIATION, SKEWNESS, COEFF. OF VARIATION,PERCENTAGE OF AVERAGE FLOW) | | | | | | | | | | | |
| -0.3866E+00 | 0.4384E+00 | 0.7557E+00 | 0.1106E+01 | 0.1240E+01 | 0.1425E+01 | 0.1451E+01 | 0.1204E+01 | 0.7346E+00 | 0.2294E+00 | -0.2315E+00 | -0.1752E+00 |
| 0.6363E+00 | 0.5529E+00 | 0.7895E+00 | 0.2264E+00 | 0.1861E+00 | 0.8168E-01 | 0.7969E-01 | 0.1894E+00 | 0.3659E+00 | 0.6388E+00 | 0.3631E+00 | 0.4772E+00 |
| 0.7977E+00 | 0.7436E+00 | 0.8885E+00 | 0.4758E+00 | 0.4314E+00 | 0.2858E+00 | 0.2823E+00 | 0.4352E+00 | 0.6049E+00 | 0.7992E+00 | 0.6026E+00 | 0.690BE+00 |
| -0.1082E+01 | -0.9462E-01 | -0.914BE+00 | -0.4160E+00 | -0.9180E+00 | -0.1458E-01 | -0.5297E+00 | 0.1249E+00 | -0.2008E+00 | 0.3797E+00 | 0.1415E+00 | -0.3391E+00 |
| -0.2063E+01 | 0.1596E+01 | 0.1176E+01 | 0.4301E+00 | 0.3478E+00 | 0.2006E+00 | 0.1945E+00 | 0.3602E+00 | 0.8234E+00 | 0.3484E+01 | -0.2604E+01 | -0.3942E+01 |
| -0.4959E+01 | 0.5624E+01 | 0.9694E+01 | 0.1419E+02 | 0.1591E+02 | 0.1828E+02 | 0.1862E+02 | 0.1550E+02 | 0.9423E+01 | 0.2942E+01 | -0.2969E+01 | -0.2248E+01 |

STATISTICS ON LOG ANNUAL MEANS(ALL DAYS)

| MEAN | VARIANCE | STANDARD DEVIATION | SKEWNESS | COEFF. OF VARIATION | SERIAL CORR |
|---|---|---|---|---|---|
| 0.1154E+01 | 0.4047E-01 | 0.2012E+00 | -0.7497E+00 | 0.1743E+00 | 0.3816E+00 |

**ANNUAL PEAKS**

| | |
|---|---|
| 1952 | 5040 |
| 1953 | 790 |
| 1954 | 335 |
| 1955 | 700 |
| 1956 | 2250 |
| 1957 | 2140 |
| 1958 | 2360 |
| 1959 | 2600 |
| 1960 | 8140 |
| 1961 | 3000 |
| 1962 | 1270 |
| 1963 | 1580 |
| 1964 | 2140 |
| 1965 | 1300 |
| 1966 | 1340 |
| 1967 | 1560 |
| 1968 | 3390 |
| 1969 | 2270 |
| 1970 | 1700 |
| 1971 | 1130 |
| 1972 | 2480 |
| 1973 | 952 |

## 03355000 Bear Creek near Trevlac, Ind.

LOCATION.--Lat 39°16'40", long 86°20'45", in NE¼NE¼ sec.30, T.10 N., R.2 E., Brown County, on left bank 15 ft (5 m) west of Bear Creek Road, 100 ft (30 m) upstream from Slippery Elm Shoot Road ford, 1.1 miles (1.8 km) northwest of Trevlac, and 1.3 miles (2.1 km) upstream from mouth.

DRAINAGE AREA.--6.94 mi² (17.97 km²).

### DURATION TABLE OF DAILY DISCHARGE FOR YEAR ENDING SEPTEMBER 30

| CLASS | 0 | 1 | 2 | 3 | 4 | 5 | 6 | 7 | 8 | 9 | 10 | 11 | 12 | 13 | 14 | 15 | 16 | 17 | 18 | 19 | 20 | 21 | 22 | 23 | 24 | 25 | 26 | 27 | 28 | 29 | 30 | 31 | 32 | 33 | 34 | |
|---|---|---|---|---|---|---|---|---|---|---|---|---|---|---|---|---|---|---|---|---|---|---|---|---|---|---|---|---|---|---|---|---|---|---|---|---|
| YEAR | NUMBER OF DAYS IN CLASS | | | | | | | | | | | | | | | | | | | | | | | | | | | | | | | | | | | CFS-DAYS |
| 1953 | 122 | | | | | | | 31 | 10 | 14 | 10 | 8 | 11 | 15 | 10 | 13 | 19 | 23 | 18 | 23 | 20 | 6 | 2 | 2 | 4 | 2 | 2 | | | | | | | | | 1611.2 |
| 1954 | 187 | | | | | | | 31 | 13 | 5 | 9 | 6 | 6 | 12 | 17 | 7 | 9 | 16 | 14 | 12 | 9 | 6 | 2 | 2 | 1 | 1 | | | | | | | | | | 862.7 |
| 1955 | 100 | | | | | | | 20 | 16 | 27 | | 24 | 10 | 18 | 18 | 12 | 13 | 19 | 24 | 17 | 14 | 9 | 7 | 1 | 6 | 5 | 3 | 2 | | | | | | | | 2263.9 |
| 1956 | 80 | | | | | | | 7 | 10 | 32 | 16 | 34 | 10 | 11 | 9 | 13 | 16 | 20 | 19 | 16 | 21 | 17 | 12 | 11 | 3 | 3 | 1 | 3 | 1 | 1 | | | | | | 2953.9 |
| 1957 | 99 | | | | | | | 5 | 19 | 7 | 7 | 9 | 14 | 17 | 26 | 29 | 28 | 28 | 15 | 12 | 12 | 8 | 5 | 5 | 7 | 5 | 1 | 5 | 1 | 1 | | | | | | 2961.0 |
| 1958 | 24 | | | | | | | 5 | 14 | 13 | 8 | 18 | 6 | 40 | 36 | 40 | 31 | 22 | 26 | 15 | 16 | 11 | 10 | 8 | 6 | 8 | 1 | 7 | | | | | | | | 3517.3 |
| 1959 | 70 | | | | | | | 15 | 6 | 12 | 2 | 17 | 9 | 23 | 21 | 19 | 21 | 35 | 22 | 20 | 21 | 15 | 10 | 12 | 7 | 4 | 2 | | 1 | | 1 | | | | | 3160.4 |
| 1960 | 42 | | | | | | | 8 | 18 | 22 | | 13 | 25 | 11 | 27 | 26 | 45 | 30 | 31 | 15 | 21 | 9 | 5 | 9 | 3 | 4 | | 1 | | | | 1 | | | | 2561.9 |
| 1961 | 100 | | | | | | | 82 | 6 | 40 | | 7 | 2 | 10 | 8 | 9 | 15 | 8 | 9 | 11 | 13 | 9 | 9 | 12 | 2 | 5 | 3 | 3 | | 1 | | 1 | | | | 2950.8 |
| 1962 | 20 | | | | | | | 30 | 41 | 35 | 10 | 14 | 7 | 15 | 30 | 24 | 34 | 19 | 32 | 18 | 13 | 5 | 5 | 3 | 6 | 1 | 1 | 2 | | | | | | | | 1940.9 |
| 1963 | 62 | | | | | | | 34 | 24 | 40 | 8 | 33 | 15 | 26 | 16 | 19 | 19 | 14 | 13 | 10 | 10 | 8 | 6 | 1 | 2 | 1 | 1 | 2 | 1 | | | | | | | 1575.7 |
| 1964 | 154 | | | | | | | 58 | 36 | 20 | 2 | 11 | 4 | 4 | 6 | 6 | 10 | 13 | 12 | 3 | 6 | 4 | 6 | 3 | 3 | | 4 | | | 1 | | | | | | 1386.6 |
| 1965 | 110 | | | | | | | 53 | 23 | 21 | 8 | 23 | 9 | 24 | 13 | 12 | 11 | 9 | 11 | 3 | 5 | 2 | 9 | 4 | 3 | 5 | 3 | 4 | | | | | | | | 2019.6 |
| 1966 | 77 | | | | | | | 12 | 42 | 26 | 14 | 38 | 12 | 16 | 12 | 13 | 24 | 10 | 17 | 12 | 13 | 9 | 4 | 5 | 2 | 2 | 2 | 1 | 2 | | | | | | | 1954.0 |
| 1967 | 68 | | | | | | | 33 | 11 | 21 | 7 | 9 | 6 | 24 | 13 | 21 | 27 | 17 | 15 | 19 | 22 | 16 | 10 | 11 | 3 | 4 | 5 | 2 | 1 | | | | | | | 3147.1 |
| 1968 | 26 | | | | | | | 36 | 19 | 37 | 17 | 43 | 19 | 14 | 10 | 14 | 9 | 22 | 21 | 13 | 16 | 11 | 14 | 12 | 3 | 2 | 1 | 4 | 1 | 1 | 1 | | | | | 3390.6 |
| 1969 | | | | | 10 | 9 | 13 | 49 | 22 | 20 | 3 | 11 | 7 | 32 | 40 | 25 | 16 | 16 | 15 | 15 | 18 | 13 | 8 | 10 | 3 | 1 | 3 | 5 | | 1 | | | | | | 2970.0 |
| 1970 | 12 | 5 | 5 | 1 | 14 | 17 | 8 | 34 | 5 | 25 | 11 | 20 | 22 | 25 | 15 | 22 | 17 | 22 | 21 | 13 | 10 | 10 | 12 | 11 | 3 | 1 | 2 | 2 | | | | | | | | 2188.8 |
| 1971 | 12 | | 2 | 2 | 3 | 12 | 1 | 43 | 13 | 18 | 5 | 24 | 21 | 43 | 19 | 15 | 21 | 28 | 18 | 12 | 15 | 11 | 7 | 9 | 4 | 5 | | 2 | | | | | | | | 2274.6 |
| 1972 | 23 | 7 | | 2 | 9 | 8 | 3 | 18 | 26 | 64 | 13 | 11 | 5 | 25 | 12 | 33 | 22 | 31 | 17 | 3 | 7 | 8 | 4 | 6 | 1 | 3 | 2 | 2 | 1 | | | | | | | 1991.0 |
| 1973 | | | | | 1 | 14 | 9 | 26 | 19 | 20 | 9 | 11 | 6 | 13 | 18 | 17 | 37 | 17 | 34 | 22 | 24 | 26 | 13 | 9 | 11 | 5 | | 3 | 1 | | | | | | | 3631.7 |

| CLASS | CFS | TOTAL | ACCUM | PERCT | CLASS | CFS | TOTAL | ACCUM | PERCT | CLASS | CFS | TOTAL | ACCUM | PERCT | CLASS | CFS | TOTAL | ACCUM | PERCT |
|---|---|---|---|---|---|---|---|---|---|---|---|---|---|---|---|---|---|---|---|
| 0 | 0.00 | 1388 | 7670 | 100.0 | 9 | 0.30 | 519 | 5104 | 66.5 | 18 | 5.9 | 404 | 1770 | 23.1 | 27 | 110 | 50 | 70 | .9 |
| 1 | 0.01 | 12 | 6282 | 81.9 | 10 | 0.50 | 159 | 4585 | 59.8 | 19 | 8.2 | 284 | 1366 | 17.8 | 28 | 150 | 10 | 20 | .2 |
| 2 | 0.02 | 7 | 6270 | 81.7 | 11 | 0.60 | 384 | 4426 | 57.7 | 20 | 11.0 | 306 | 1082 | 14.1 | 29 | 200 | 6 | 10 | .1 |
| 3 | 0.03 | 5 | 6263 | 81.7 | 12 | 0.90 | 226 | 4042 | 52.7 | 21 | 16.0 | 213 | 776 | 10.1 | 30 | 280 | 2 | 4 | |
| 4 | 0.04 | 37 | 6258 | 81.6 | 13 | 1.20 | 418 | 3816 | 49.8 | 22 | 21.0 | 160 | 563 | 7.3 | 31 | 380 | 2 | 2 | |
| 5 | 0.06 | 60 | 6221 | 81.1 | 14 | 1.70 | 376 | 3398 | 44.3 | 23 | 29.0 | 146 | 403 | 5.3 | 32 | | | | |
| 6 | 0.09 | 34 | 6161 | 80.3 | 15 | 2.30 | 389 | 3022 | 39.4 | 24 | 41.0 | 83 | 257 | 3.4 | 33 | | | | |
| 7 | 0.10 | 630 | 6127 | 79.9 | 16 | 3.10 | 444 | 2633 | 34.3 | 25 | 56.0 | 67 | 174 | 2.3 | 34 | | | | |
| 8 | 0.20 | 393 | 5497 | 71.7 | 17 | 4.30 | 419 | 2189 | 28.5 | 26 | 77.0 | 37 | 107 | 1.4 | | | | | |

### LOWEST MEAN DISCHARGE, IN CFS, AND RANKING, FOR THE FOLLOWING NUMBER OF CONSECUTIVE DAYS IN YEAR ENDING MARCH 31

| YEAR | 1 | | 3 | | 7 | | 14 | | 30 | | 60 | | 90 | | 120 | | 183 | | ANNUAL | |
|---|---|---|---|---|---|---|---|---|---|---|---|---|---|---|---|---|---|---|---|---|
| 1954 | 0.00 | 1 | 0.00 | 1 | 0.00 | 1 | 0.00 | 1 | 0.00 | 1 | 0.00 | 1 | 0.00 | 1 | 0.00 | 1 | 0.18 | 5 | 3.30 | 1 |
| 1955 | 0.00 | 2 | 0.00 | 2 | 0.00 | 2 | 0.00 | 2 | 0.00 | 2 | 0.00 | 2 | 0.02 | 3 | 0.02 | 2 | 0.09 | 1 | 4.80 | 6 |
| 1956 | 0.00 | 3 | 0.00 | 3 | 0.00 | 3 | 0.00 | 3 | 0.00 | 3 | 0.01 | 4 | 0.17 | 13 | 0.40 | 16 | 2.20 | 16 | 7.60 | 14 |
| 1957 | 0.00 | 4 | 0.00 | 4 | 0.00 | 4 | 0.00 | 4 | 0.00 | 4 | 0.02 | 7 | 0.27 | 16 | 0.25 | 10 | 1.20 | 12 | 5.80 | 8 |
| 1958 | 0.00 | 5 | 0.00 | 5 | 0.00 | 5 | 0.00 | 5 | 0.02 | 14 | 0.05 | 12 | 0.10 | 9 | 0.30 | 12 | 2.70 | 18 | 9.90 | 18 |
| 1959 | 0.00 | 6 | 0.23 | 20 | 0.27 | 20 | 0.83 | 20 | 1.00 | 20 | 1.80 | 20 | 2.20 | 20 | 2.40 | 20 | 4.40 | 20 | 11.40 | 20 |
| 1960 | 0.00 | 7 | 0.00 | 6 | 0.00 | 6 | 0.00 | 6 | 0.00 | 5 | 0.14 | 16 | 0.19 | 14 | 0.35 | 14 | 1.20 | 13 | 6.60 | 12 |
| 1961 | 0.00 | 8 | 0.00 | 7 | 0.00 | 7 | 0.00 | 7 | 0.01 | 11 | 0.03 | 8 | 0.04 | 6 | 0.08 | 6 | 0.13 | 3 | 6.00 | 9 |
| 1962 | 0.00 | 9 | 0.00 | 8 | 0.00 | 8 | 0.00 | 8 | 0.01 | 12 | 0.05 | 9 | 0.06 | 7 | 0.08 | 7 | 0.58 | 7 | 8.80 | 15 |
| 1963 | 0.00 | 10 | 0.00 | 9 | 0.04 | 18 | 0.06 | 18 | 0.17 | 19 | 0.35 | 19 | 0.50 | 19 | 0.58 | 17 | 0.94 | 10 | 4.50 | 4 |
| 1964 | 0.00 | 11 | 0.00 | 10 | 0.00 | 9 | 0.00 | 9 | 0.00 | 6 | 0.01 | 5 | 0.02 | 4 | 0.03 | 3 | 0.16 | 4 | 3.30 | 2 |
| 1965 | 0.00 | 12 | 0.00 | 11 | 0.00 | 10 | 0.00 | 10 | 0.00 | 7 | 0.00 | 3 | 0.00 | 2 | 0.04 | 4 | 0.10 | 2 | 4.80 | 5 |
| 1966 | 0.00 | 13 | 0.00 | 12 | 0.00 | 11 | 0.00 | 11 | 0.00 | 8 | 0.05 | 10 | 0.28 | 17 | 0.39 | 15 | 1.50 | 15 | 5.10 | 7 |
| 1967 | 0.00 | 14 | 0.00 | 13 | 0.00 | 12 | 0.00 | 12 | 0.01 | 9 | 0.05 | 11 | 0.08 | 8 | 0.30 | 13 | 1.10 | 11 | 8.80 | 16 |
| 1968 | 0.00 | 15 | 0.00 | 14 | 0.00 | 13 | 0.00 | 13 | 0.01 | 10 | 0.02 | 6 | 0.04 | 5 | 0.06 | 5 | 0.21 | 6 | 6.30 | 10 |
| 1969 | 0.00 | 16 | 0.00 | 15 | 0.00 | 14 | 0.04 | 17 | 0.10 | 17 | 0.14 | 17 | 0.15 | 12 | 0.95 | 18 | 3.00 | 19 | 10.70 | 19 |
| 1970 | 0.04 | 20 | 0.04 | 19 | 0.07 | 19 | 0.13 | 19 | 0.15 | 18 | 0.21 | 18 | 0.44 | 18 | 2.40 | 19 | 2.60 | 17 | 6.60 | 11 |
| 1971 | 0.00 | 17 | 0.00 | 16 | 0.00 | 15 | 0.03 | 15 | 0.07 | 15 | 0.09 | 14 | 0.14 | 10 | 0.17 | 8 | 0.70 | 9 | 7.20 | 13 |
| 1972 | 0.00 | 18 | 0.00 | 17 | 0.01 | 17 | 0.03 | 16 | 0.09 | 16 | 0.14 | 15 | 0.20 | 15 | 0.26 | 11 | 0.64 | 8 | 3.40 | 3 |
| 1973 | 0.00 | 19 | 0.00 | 18 | 0.00 | 16 | 0.00 | 14 | 0.02 | 13 | 0.06 | 13 | 0.14 | 11 | 0.21 | 9 | 1.40 | 14 | 9.90 | 17 |

HIGHEST MEAN DISCHARGE, IN CFS, AND RANKING, FOR THE FOLLOWING NUMBER OF CONSECUTIVE DAYS IN YEAR ENDING SEPTEMBER 30

| YEAR | 1 | 3 | 7 | 15 | 30 | 60 | 90 | 120 | 183 | ANNUAL |
|---|---|---|---|---|---|---|---|---|---|---|
| 1953 | 103.0 20 | 55.0 20 | 45.1 18 | 25.7 20 | 17.5 20 | 14.7 19 | 14.4 18 | 11.7 17 | 8.6 18 | 4.4 18 |
| 1954 | 60.0 21 | 31.7 21 | 17.8 21 | 16.2 21 | 14.4 21 | 10.2 21 | 7.6 21 | 6.7 21 | 4.7 21 | 2.4 21 |
| 1955 | 141.0 16 | 77.7 17 | 44.0 19 | 33.2 16 | 21.9 19 | 20.7 13 | 16.7 13 | 15.2 10 | 12.0 10 | 6.2 12 |
| 1956 | 223.0 8 | 109.0 10 | 57.9 15 | 30.3 18 | 29.2 13 | 21.2 11 | 18.7 7 | 17.6 7 | 13.3 8 | 8.1 7 |
| 1957 | 238.0 6 | 151.0 5 | 88.7 4 | 52.5 6 | 35.2 5 | 27.9 3 | 22.9 2 | 18.3 6 | 15.1 6 | 8.1 8 |
| 1958 | 144.0 15 | 135.0 7 | 71.6 8 | 50.7 7 | 32.4 6 | 20.9 12 | 17.5 11 | 15.3 9 | 12.8 9 | 9.6 2 |
| 1959 | 314.0 4 | 133.0 8 | 64.4 13 | 36.7 14 | 32.1 9 | 25.9 5 | 21.1 5 | 20.3 2 | 16.1 3 | 8.7 4 |
| 1960 | 381.0 2 | 146.0 6 | 66.6 9 | 35.1 15 | 22.5 18 | 14.3 20 | 12.6 20 | 11.7 18 | 11.7 11 | 7.0 10 |
| 1961 | 402.0 1 | 254.0 1 | 138.0 1 | 74.7 1 | 49.6 1 | 33.9 1 | 29.5 1 | 24.1 1 | 16.0 4 | 8.1 9 |
| 1962 | 138.0 18 | 69.7 18 | 39.1 20 | 27.5 19 | 25.1 17 | 16.1 18 | 14.2 19 | 11.9 16 | 9.6 17 | 5.3 17 |
| 1963 | 150.0 13 | 103.0 11 | 54.3 16 | 42.3 10 | 32.0 10 | 19.8 14 | 14.8 15 | 11.5 19 | 8.1 19 | 4.3 19 |
| 1964 | 230.0 7 | 120.0 9 | 65.8 10 | 38.0 13 | 26.2 15 | 21.5 9 | 14.7 16 | 11.3 20 | 7.5 20 | 3.8 20 |
| 1965 | 132.0 19 | 89.0 15 | 74.6 7 | 38.2 12 | 29.7 12 | 21.7 8 | 18.5 8 | 14.5 11 | 9.7 16 | 5.5 14 |
| 1966 | 178.0 10 | 92.7 14 | 62.1 14 | 42.7 9 | 28.0 14 | 16.3 17 | 14.5 17 | 13.0 15 | 10.3 15 | 5.4 15 |
| 1967 | 173.0 11 | 152.0 4 | 91.9 3 | 54.2 5 | 30.4 11 | 18.9 15 | 17.8 9 | 16.3 8 | 16.2 2 | 8.6 5 |
| 1968 | 366.0 3 | 225.0 2 | 124.0 2 | 65.6 2 | 38.4 3 | 26.5 4 | 21.2 4 | 20.1 3 | 15.9 5 | 9.3 3 |
| 1969 | 238.0 5 | 166.0 3 | 86.0 5 | 63.0 3 | 38.8 2 | 25.7 6 | 18.8 6 | 18.6 4 | 13.7 7 | 8.1 6 |
| 1970 | 140.0 17 | 66.3 19 | 51.7 17 | 33.1 17 | 25.2 16 | 18.6 16 | 17.2 12 | 14.3 12 | 11.5 12 | 6.0 13 |
| 1971 | 149.0 14 | 81.7 16 | 64.9 12 | 46.5 8 | 32.3 8 | 21.4 10 | 16.6 14. | 13.7 14 | 11.4 13 | 6.2 11 |
| 1972 | 191.0 9 | 99.7 13 | 83.6 6 | 57.5 4 | 35.8 4 | 23.0 7 | 17.5 10 | 13.9 13 | 10.3 14 | 5.4 16 |
| 1973 | 168.0 12 | 102.0 12 | 65.7 11 | 40.2 11 | 32.4 7 | 28.3 2 | 21.4 3 | 18.6 5 | 17.0 1 | 9.9 1 |

STATISTICS ON NORMAL MONTHLY MEANS(ALL DAYS)

| OCT | NOV | DEC | JAN | FEB | MARCH | APRIL | MAY | JUNE | JULY | AUG | SEPT |
|---|---|---|---|---|---|---|---|---|---|---|---|
| BY MONTHS(MEAN,VARIANCE,STANDARD DEVIATION, SKEWNESS, COEFF. OF VARIATION,PERCENTAGE OF AVERAGE FLOW) | | | | | | | | | | | |
| 0.3972E+00 | 0.3578E+01 | 0.6567E+01 | 0.7341E+01 | 0.1100E+02 | 0.1481E+02 | 0.1682E+02 | 0.1122E+02 | 0.4914E+01 | 0.2350E+01 | 0.4369E+00 | 0.6918E+00 |
| 0.2074E+00 | 0.2287E+02 | 0.6874E+02 | 0.5101E+02 | 0.7756E+02 | 0.6438E+02 | 0.7730E+02 | 0.9682E+02 | 0.5003E+02 | 0.1414E+02 | 0.6012E+00 | 0.2354E+01 |
| 0.4554E+00 | 0.4782E+01 | 0.8291E+01 | 0.7142E+01 | 0.8807E+01 | 0.8024E+01 | 0.8792E+01 | 0.9840E+01 | 0.7073E+01 | 0.3760E+01 | 0.7754E+00 | 0.1534E+01 |
| 0.1301E+01 | 0.1253E+01 | 0.1995E+01 | 0.2169E+01 | 0.1049E+01 | 0.6294E+00 | 0.5297E+00 | 0.1461E+01 | 0.2230E+01 | 0.1894E+01 | 0.2582E+01 | 0.3330E+01 |
| 0.1146E+01 | 0.1336E+01 | 0.1262E+01 | 0.9108E+00 | 0.8003E+00 | 0.5418E+00 | 0.5228E+00 | 0.8773E+00 | 0.1439E+01 | 0.1600E+01 | 0.1775E+01 | 0.2218E+01 |
| 0.4927E+00 | 0.4438E+01 | 0.8145E+01 | 0.9726E+01 | 0.1365E+02 | 0.1837E+02 | 0.2086E+02 | 0.1391E+02 | 0.6095E+01 | 0.2914E+01 | 0.5419E+00 | 0.8580E+00 |

STATISTICS ON NORMAL ANNUAL MEANS(ALL DAYS)

| MEAN | VARIANCE | STANDARD DEVIATION | SKEWNESS | COEFF. OF VARIATION | SERIAL CORR |
|---|---|---|---|---|---|
| 0.6690E+01 | 0.4353E+01 | 0.2086E+01 | -0.2205E+00 | 0.3118E+00 | 0.5045E+00 |

STATISTICS ON LOG MONTHLY MEANS(ALL DAYS)

| OCT | NOV | DEC | JAN | FEB | MARCH | APRIL | MAY | JUNE | JULY | AUG | SEPT |
|---|---|---|---|---|---|---|---|---|---|---|---|
| BY MONTHS(MEAN,VARIANCE,STANDARD DEVIATION, SKEWNESS, COEFF. OF VARIATION,PERCENTAGE OF AVERAGE FLOW) | | | | | | | | | | | |
| -0.6278E+00 | -0.3552E+01 | 0.4336E+00 | 0.7110E+00 | 0.3545E+00 | 0.1105E+01 | 0.1157E+01 | 0.8694E+00 | 0.1817E+00 | -0.1538E+00 | -0.7019E+00 | -0.6292E+00 |
| 0.6690E+00 | 0.8815E+00 | 0.5250E+00 | 0.2254E+00 | 0.2331E+00 | 0.6403E-01 | 0.7339E-01 | 0.2073E+00 | 0.7793E+00 | 0.5597E+00 | 0.4626E+00 | 0.6756E+00 |
| 0.6848E+00 | 0.9225E+00 | 0.7648E+00 | 0.4747E+00 | 0.4828E+00 | 0.2531E+00 | 0.2709E+00 | 0.4553E+00 | 0.8828E+00 | 0.7482E+00 | 0.6801E+00 | 0.8220E+00 |
| -0.1066E+01 | -0.8422E+00 | -0.4770E+00 | -0.1143E+01 | -0.3354E+00 | -0.2377E+00 | -0.9363E+00 | -0.5029E+00 | -0.1290E+01 | 0.1572E+00 | -0.1573E+00 | -0.5222E+00 |
| -0.1041E+01 | -0.1462E+02 | 0.1872E+01 | 0.6877E+00 | 0.3650E+00 | 0.2290E+00 | 0.2341E+00 | 0.5237E+00 | 0.4857E+01 | -0.4864E+01 | -0.9690E+00 | -0.1306E+01 |
| -0.1998E+02 | -0.1798E+01 | 0.1476E+02 | 0.2262E+02 | 0.2719E+02 | 0.3515E+02 | 0.3682E+02 | 0.2766E+02 | 0.5783E+01 | -0.4895E+01 | -0.2233E+02 | -0.2002E+02 |

STATISTICS ON LOG ANNUAL MEANS(ALL DAYS)

| MEAN | VARIANCE | STANDARD DEVIATION | SKEWNESS | COEFF. OF VARIATION | SERIAL CORR |
|---|---|---|---|---|---|
| 0.4015E+00 | 0.2440E-01 | 0.1562E+00 | -0.1031E+01 | 0.1949E+00 | 0.4668E+00 |

**ANNUAL PEAKS**

| | |
|---|---|
| 1953 | 252 |
| 1954 | 258 |
| 1955 | 670 |
| 1956 | 1580 |
| 1957 | 1830 |
| 1958 | 940 |
| 1959 | 1100 |
| 1960 | 1520 |
| 1961 | 1400 |
| 1962 | 278 |
| 1963 | 412 |
| 1964 | 466 |
| 1965 | 412 |
| 1966 | 494 |
| 1967 | 412 |
| 1968 | 1460 |
| 1969 | 438 |
| 1970 | 314 |
| 1971 | 270 |
| 1972 | 544 |
| 1973 | 379 |

## 03356000 Beanblossom Creek at Dolan, Ind.

LOCATION.--Lat 39°14'30", long 86°29'57", in NW¼SW¼ sec.2, T.9 N., R.1 W., Monroe County, on downstream side of pier of highway bridge at Dolan, 5.8 miles (9.3 km) northeast of Bloomington, and 17.5 miles (28.2 km) upstream from mouth.

DRAINAGE AREA.--100 $mi^2$ (259 $km^2$).

REMARKS.--Flow regulated by Lake Lemon 8.1 miles (13.0 km) upstream (See sta 03355400).

### DURATION TABLE OF DAILY DISCHARGE FOR YEAR ENDING SEPTEMBER 30

| CLASS | 0 | 1 | 2 | 3 | 4 | 5 | 6 | 7 | 8 | 9 | 10 | 11 | 12 | 13 | 14 | 15 | 16 | 17 | 18 | 19 | 20 | 21 | 22 | 23 | 24 | 25 | 26 | 27 | 28 | 29 | 30 | 31 | 32 | 33 | 34 | CFS-DAYS |
|---|---|---|---|---|---|---|---|---|---|---|---|---|---|---|---|---|---|---|---|---|---|---|---|---|---|---|---|---|---|---|---|---|---|---|---|---|
| YEAR | NUMBER OF DAYS IN CLASS | | | | | | | | | | | | | | | | | | | | | | | | | | | | | | | | | | | |
| 1947 | | 1 | 7 | 4 | 1 | 4 | | 4 | 5 | 9 | 14 | 13 | 16 | 14 | 17 | 16 | 26 | 30 | 21 | 18 | 29 | 26 | 28 | 16 | 10 | 8 | 5 | 11 | 5 | 5 | | 1 | | 1 | | 55501.6 |
| 1948 | | 6 | 1 | 3 | 5 | 1 | 6 | 26 | 5 | 11 | 22 | 26 | 27 | 26 | 27 | 17 | 19 | 11 | 7 | 20 | 27 | 16 | 19 | 10 | 9 | 10 | 2 | 2 | 1 | 4 | | | | | | 27293.5 |
| 1949 | | 3 | | 3 | 4 | 1 | 2 | 1 | 9 | 9 | 11 | 15 | 12 | 14 | 21 | 25 | 16 | 19 | 36 | 38 | 33 | 21 | 20 | 9 | 8 | 5 | 9 | 7 | 5 | 3 | 2 | 1 | | 2 | 1 | 63971.7 |
| 1950 | | | | | | | 6 | 12 | 8 | 4 | 12 | 6 | 6 | 19 | 19 | 12 | 26 | 19 | 23 | 19 | 17 | 36 | 34 | 19 | 17 | 10 | 7 | 9 | 5 | 7 | 5 | 4 | 3 | | 1 | | 95894.9 |
| 1951 | | | | | | | | | 10 | 41 | 18 | 5 | 10 | 12 | 13 | 12 | 10 | 14 | 19 | 30 | 27 | 22 | 50 | 14 | 19 | 11 | 13 | 5 | 4 | 3 | 3 | | | | | 53832.1 |

| CLASS | CFS | TOTAL | ACCUM | PERCT | CLASS | CFS | TOTAL | ACCUM | PERCT | CLASS | CFS | TOTAL | ACCUM | PERCT | CLASS | CFS | TOTAL | ACCUM | PERCT |
|---|---|---|---|---|---|---|---|---|---|---|---|---|---|---|---|---|---|---|---|
| 0 | 0.00 | 10 | 1826 | 100.0 | 9 | 2.10 | 77 | 1614 | 88.4 | 18 | 45.0 | 125 | 841 | 46.1 | 27 | 950 | 20 | 66 | 3.6 |
| 1 | 0.10 | 8 | 1816 | 99.5 | 10 | 3.00 | 65 | 1537 | 84.2 | 19 | 63.0 | 133 | 716 | 39.2 | 28 | 1300 | 22 | 46 | 2.5 |
| 2 | 0.20 | 10 | 1808 | 99.0 | 11 | 4.20 | 71 | 1472 | 80.6 | 20 | 88.0 | 121 | 583 | 31.9 | 29 | 1900 | 10 | 24 | 1.3 |
| 3 | 0.30 | 10 | 1798 | 98.5 | 12 | 5.80 | 85 | 1401 | 76.7 | 21 | 120.0 | 151 | 462 | 25.3 | 30 | 2600 | 6 | 14 | .7 |
| 4 | 0.40 | 6 | 1788 | 97.9 | 13 | 8.20 | 97 | 1316 | 72.1 | 22 | 170.0 | 68 | 311 | 17.0 | 31 | 3700 | 3 | 8 | .4 |
| 5 | 0.50 | 14 | 1782 | 97.6 | 14 | 12.00 | 82 | 1219 | 66.8 | 23 | 240.0 | 63 | 243 | 13.3 | 32 | 5200 | 3 | 5 | .2 |
| 6 | 0.80 | 43 | 1768 | 96.8 | 15 | 16.00 | 97 | 1137 | 62.3 | 24 | 340.0 | 44 | 180 | 9.9 | 33 | 7300 | 2 | 2 | .1 |
| 7 | 1.10 | 37 | 1725 | 94.5 | 16 | 23.00 | 93 | 1040 | 57.0 | 25 | 480.0 | 36 | 136 | 7.4 | 34 | | | | |
| 8 | 1.50 | 74 | 1688 | 92.4 | 17 | 32.00 | 106 | 947 | 51.9 | 26 | 680.0 | 34 | 100 | 5.5 | | | | | |

### LOWEST MEAN DISCHARGE, IN CFS, AND RANKING, FOR THE FOLLOWING NUMBER OF CONSECUTIVE DAYS IN YEAR ENDING MARCH 31

| YEAR | 1 | | 3 | | 7 | | 14 | | 30 | | 60 | | 90 | | 120 | | 183 | | ANNUAL | |
|---|---|---|---|---|---|---|---|---|---|---|---|---|---|---|---|---|---|---|---|---|
| 1948 | 0.70 | 4 | 0.73 | 3 | 0.79 | 3 | 0.85 | 2 | 1.30 | 2 | 2.10 | 2 | 3.00 | 1 | 4.90 | 1 | 14.60 | 1 | 150.00 | 1 |
| 1949 | 0.00 | 1 | 0.00 | 1 | 0.00 | 1 | 0.06 | 1 | 0.22 | 1 | 1.00 | 1 | 5.50 | 2 | 16.50 | 3 | 23.50 | 3 | 196.00 | 3 |
| 1950 | 0.60 | 3 | 1.30 | 4 | 2.20 | 4 | 3.60 | 4 | 7.00 | 4 | 13.50 | 4 | 17.70 | 4 | 17.90 | 4 | 20.20 | 2 | 227.00 | 4 |
| 1951 | 0.51 | 2 | 0.57 | 2 | 0.64 | 2 | 0.98 | 3 | 1.60 | 3 | 8.70 | 3 | 17.40 | 3 | 15.70 | 2 | 34.50 | 4 | 155.00 | 2 |

### HIGHEST MEAN DISCHARGE, IN CFS, AND RANKING, FOR THE FOLLOWING NUMBER OF CONSECUTIVE DAYS IN YEAR ENDING SEPTEMBER 30

| YEAR | 1 | | 3 | | 7 | | 15 | | 30 | | 60 | | 90 | | 120 | | 183 | | ANNUAL | |
|---|---|---|---|---|---|---|---|---|---|---|---|---|---|---|---|---|---|---|---|---|
| 1947 | 6280.0 | 3 | 3200.0 | 3 | 1570.0 | 3 | 902.0 | 3 | 635.0 | 3 | 557.0 | 3 | 436.0 | 3 | 336.0 | 3 | 282.0 | 3 | 152.0 | 3 |
| 1948 | 1640.0 | 5 | 1240.0 | 5 | 660.0 | 5 | 414.0 | 5 | 392.0 | 4 | 278.0 | 5 | 230.0 | 5 | 185.0 | 5 | 136.0 | 5 | 74.6 | 5 |
| 1949 | 7300.0 | 2 | 3850.0 | 2 | 1800.0 | 2 | 995.0 | 2 | 797.0 | 2 | 617.0 | 2 | 575.0 | 2 | 463.0 | 2 | 334.0 | 2 | 175.0 | 2 |
| 1950 | 7480.0 | 1 | 4360.0 | 1 | 2560.0 | 1 | 1960.0 | 1 | 1280.0 | 1 | 970.0 | 1 | 730.0 | 1 | 661.0 | 1 | 476.0 | 1 | 263.0 | 1 |
| 1951 | 2470.0 | 4 | 1360.0 | 4 | 806.0 | 4 | 536.0 | 4 | 384.0 | 5 | 317.0 | 4 | 289.0 | 4 | 273.0 | 4 | 261.0 | 4 | 147.0 | 4 |

### STATISTICS ON NORMAL MONTHLY MEANS(ALL DAYS)

| OCT | NOV | DEC | JAN | FEB | MARCH | APRIL | MAY | JUNE | JULY | AUG | SEPT |
|---|---|---|---|---|---|---|---|---|---|---|---|
| BY ROWS(MEAN,VARIANCE,STANDARD DEVIATION, SKEWNESS, COEFF. OF VARIATION,PERCENTAGE OF AVERAGE FLOW) | | | | | | | | | | | |
| 0.3387E+02 | 0.8346E+02 | 0.1481E+03 | 0.5261E+03 | 0.3232E+03 | 0.2655E+03 | 0.2684E+03 | 0.1379E+03 | 0.1127E+03 | 0.2816E+02 | 0.1839E+02 | 0.1278E+02 |
| 0.4966E+04 | 0.1015E+05 | 0.9058E+04 | 0.2189E+06 | 0.5566E+05 | 0.2090E+05 | 0.2496E+05 | 0.1488E+05 | 0.2878E+05 | 0.1677E+03 | 0.2682E+03 | 0.2422E+03 |
| 0.7047E+02 | 0.1007E+03 | 0.9517E+02 | 0.4679E+03 | 0.2359E+03 | 0.1446E+03 | 0.1580E+03 | 0.1220E+03 | 0.1696E+03 | 0.1295E+02 | 0.1638E+02 | 0.1556E+02 |
| 0.2233E+01 | 0.1062E+01 | -0.5088E+00 | 0.1102E+01 | 0.2982E+00 | 0.8692E+00 | -0.6872E-01 | 0.1310E+01 | 0.2126E+01 | 0.9618E+00 | 0.1595E+01 | 0.1129E+01 |
| 0.2080E+01 | 0.1207E+01 | 0.6425E+00 | 0.8895E+00 | 0.7300E+00 | 0.5446E+00 | 0.5887E+00 | 0.8844E+00 | 0.1505E+01 | 0.4598E+00 | 0.8908E+00 | 0.1218E+01 |
| 0.1730E+01 | 0.4261E+01 | 0.7564E+01 | 0.2686E+02 | 0.1650E+02 | 0.1356E+02 | 0.1370E+02 | 0.7043E+01 | 0.5755E+01 | 0.1438E+01 | 0.9388E+00 | 0.6525E+00 |

### STATISTICS ON NORMAL ANNUAL MEANS(ALL DAYS)

| MEAN | VARIANCE | STANDARD DEVIATION | SKEWNESS | COEFF. OF VARIATION | SERIAL CORR |
|---|---|---|---|---|---|
| 0.1624E+03 | 0.4568E+04 | 0.6759E+02 | 0.4437E+00 | 0.4161E+00 | -0.2582E-01 |

STATISTICS ON LOG MONTHLY MEANS(ALL DAYS)

| OCT | NOV | DEC | JAN | FEB | MARCH | APRIL | MAY | JUNE | JULY | AUG | SEPT |
|---|---|---|---|---|---|---|---|---|---|---|---|
| BY ROWS(MEAN,VARIANCE,STANDARD DEVIATION, SKEWNESS, COEFF. OF VARIATION,PERCENTAGE OF AVERAGE FLOW) | | | | | | | | | | | |
| 0.6676E+00 | 0.1530E+01 | 0.2006E+01 | 0.2565E+01 | 0.2367E+01 | 0.2367E+01 | 0.2328E+01 | 0.1951E+01 | 0.1685E+01 | 0.1414E+01 | 0.1119E+01 | 0.7617E+00 |
| 0.8137E+00 | 0.5385E+00 | 0.2880E+00 | 0.1846E+00 | 0.2002E+00 | 0.6852E-01 | 0.1494E+00 | 0.2767E+00 | 0.3958E+00 | 0.3795E-01 | 0.1761E+00 | 0.4082E+00 |
| 0.9020E+00 | 0.7338E+00 | 0.5367E+00 | 0.4296E+00 | 0.4474E+00 | 0.261AE+00 | 0.3865E+00 | 0.5260E+00 | 0.6292E+00 | 0.1948E+00 | 0.4196E+00 | 0.6389E+00 |
| 0.1750E+01 | -0.1294E+00 | -0.1844E+01 | -0.8559E-01 | -0.1025E+01 | -0.7120E+00 | -0.1662E+01 | -0.1124E+01 | 0.5807E+00 | 0.3320E+00 | -0.3871E+00 | 0.5253E+00 |
| 0.1351E+01 | 0.4796E+00 | 0.2675E+00 | 0.1675E+00 | 0.1890E+00 | 0.1106E+00 | 0.1660E+00 | 0.2697E+00 | 0.3733E+00 | 0.1378E+00 | 0.3750E+00 | 0.8388E+00 |
| 0.3215E+01 | 0.7369E+01 | 0.9662E+01 | 0.1236E+02 | 0.1140E+02 | 0.1140E+02 | 0.1121E+02 | 0.9395E+01 | 0.8118E+01 | 0.6812E+01 | 0.5390E+01 | 0.3669E+01 |

STATISTICS ON LOG ANNUAL MEANS(ALL DAYS)

| MEAN | VARIANCE | STANDARD DEVIATION | SKEWNESS | COEFF. OF VARIATION | SERIAL CORR |
|---|---|---|---|---|---|
| 0.2177E+01 | 0.3901E-01 | 0.1975E+00 | -0.7463E+00 | 0.9071E-01 | -0.4904E-01 |

**ANNUAL PEAKS**

| | |
|---|---|
| 1946 | 1830 |
| 1947 | 9420 |
| 1948 | 2110 |
| 1949 | 9060 |
| 1950 | 8740 |
| 1951 | 3700 |
| 1952 | 5100 |
| 1953 | 1320 |
| 1954 | 361 |
| 1955 | 1390 |
| 1956 | 1740 |
| 1957 | 4270 |
| 1958 | 3040 |
| 1959 | 5480 |
| 1960 | 8530 |
| 1961 | 6430 |
| 1962 | 1620 |
| 1963 | 2080 |
| 1964 | 2200 |
| 1965 | 1500 |
| 1966 | 1940 |
| 1967 | 2830 |
| 1968 | 4090 |
| 1969 | 4350 |
| 1970 | 1250 |
| 1971 | 1940 |
| 1972 | 1700 |
| 1973 | 2090 |

**ANALYSIS AFTER REGULATION**

DURATION TABLE OF DAILY DISCHARGE FOR YEAR ENDING SEPTEMBER 30

| CLASS | 0 | 1 | 2 | 3 | 4 | 5 | 6 | 7 | 8 | 9 | 10 | 11 | 12 | 13 | 14 | 15 | 16 | 17 | 18 | 19 | 20 | 21 | 22 | 23 | 24 | 25 | 26 | 27 | 28 | 29 | 30 | 31 | 32 | 33 | 34 | |
|---|---|---|---|---|---|---|---|---|---|---|---|---|---|---|---|---|---|---|---|---|---|---|---|---|---|---|---|---|---|---|---|---|---|---|---|---|
| YEAR | | | | | | | | | | | | | | | NUMBER OF DAYS IN CLASS | | | | | | | | | | | | | | | | | | | | | CFS_DAYS |
| 1954 | | | | | | | | | | 1 | 5 | 19 | 35 | 112 | 88 | 39 | 25 | 12 | 8 | 8 | 5 | 4 | 2 | 2 | | | | | | | | | | | | 7465.3 |
| 1955 | | | | | | | | | | | | | 18 | 36 | 89 | 60 | 26 | 27 | 15 | 28 | 20 | 13 | 10 | 6 | 6 | 5 | 2 | 4 | | | | | | | | 26041.8 |
| 1956 | | | | | | | | | | | | | | 20 | 51 | 92 | 37 | 18 | 24 | 25 | 27 | 17 | 19 | 15 | 9 | 3 | 5 | 3 | 1 | | | | | | | 34870.1 |
| 1957 | | | | | | | | 3 | 2 | 1 | | | | 24 | 28 | 107 | 38 | 12 | 35 | 36 | 12 | 14 | 16 | 13 | 6 | 5 | 4 | 3 | 1 | 3 | 2 | | | | | 45532.5 |
| 1958 | | | | | | | | | | | | | | 3 | 11 | 66 | 35 | 47 | 31 | 31 | 30 | 34 | 20 | 16 | 14 | 9 | 5 | 5 | 5 | 2 | 1 | | | | | 59083.2 |
| 1959 | | | | | | | | | | | 3 | 2 | 5 | 3 | 3 | 75 | 42 | 24 | 29 | 53 | 37 | 28 | 12 | 25 | 10 | 6 | 2 | 1 | 2 | 2 | 1 | | | | | 46837.8 |
| 1960 | | | | | | | | | | 4 | 7 | 3 | 2 | 5 | 5 | 21 | 103 | 47 | 57 | 39 | 18 | 16 | 15 | 11 | 4 | 1 | 2 | 2 | 2 | | 1 | | 1 | | | 37849.6 |
| 1961 | | | | | | | | | | 1 | 1 | 1 | 2 | 6 | 7 | 94 | 151 | 16 | 6 | 11 | 6 | 10 | 10 | 13 | 6 | 13 | 2 | 3 | 2 | 2 | | 1 | 1 | | | 46876.9 |
| 1962 | | | | | | | | | | | | 1 | 3 | 1 | 11 | 121 | 40 | 65 | 33 | 22 | 19 | 13 | 13 | 8 | 5 | 4 | 2 | 4 | | | | | | | | 28175.1 |
| 1963 | | | | | | | | | | | | | | | | 166 | 87 | 28 | 19 | 7 | 10 | 13 | 12 | 7 | 8 | 2 | 2 | 3 | 1 | | | | | | | 25986.0 |
| 1964 | | | | | | | | | | | | | | | 11 | 169 | 119 | 5 | 6 | 16 | 6 | 6 | 9 | 2 | 5 | 3 | 5 | 2 | 1 | 1 | | | | | | 24659.0 |
| 1965 | | | | | | | | | | | | | | 1 | 70 | 146 | 37 | 14 | 25 | 19 | 13 | 9 | 7 | 7 | 7 | 4 | 4 | 2 | | | | | | | | 24045.0 |
| 1966 | | | | | | | | | | | | | | | 43 | 155 | 47 | 18 | 21 | 22 | 13 | 13 | 10 | 5 | 5 | 7 | 3 | 1 | 2 | | | | | | | 28095.0 |
| 1967 | | | | | | | | | | | | | | | 30 | 125 | 25 | 23 | 33 | 21 | 18 | 22 | 19 | 18 | 9 | 5 | 9 | 3 | 2 | 2 | 1 | | | | | 48656.0 |
| 1968 | | | | | | | | | | | | | | | | 85 | 115 | 32 | 26 | 28 | 17 | 13 | 11 | 11 | 7 | 6 | 3 | 4 | 4 | 2 | 2 | | | | | 48726.0 |
| 1969 | | | | | | | | | | | | | | | 38 | 85 | 62 | 40 | 26 | 15 | 14 | 20 | 21 | 15 | 8 | 8 | 3 | 1 | 7 | 1 | 1 | | | | | 49579.0 |
| 1970 | | | | | | | | | | | | | | | 94 | 65 | 32 | 34 | 36 | 18 | 18 | 20 | 16 | 11 | 9 | 6 | 5 | 1 | | | | | | | | 30764.0 |
| 1971 | | | | | | | | | | | | | | | 95 | 81 | 31 | 33 | 32 | 17 | 13 | 19 | 15 | 13 | 5 | 3 | 4 | 2 | 2 | | | | | | | 31237.0 |
| 1972 | | | | | | | | | | | | | | 3 | 112 | 87 | 24 | 38 | 26 | 28 | 8 | 10 | 8 | 5 | 6 | 3 | 2 | 4 | 2 | | | | | | | 27680.0 |
| 1973 | | | | | | | | | | | | | | | 51 | 43 | 22 | 25 | 29 | 38 | 31 | 31 | 23 | 30 | 14 | 12 | 10 | 1 | 5 | | | | | | | 57382.0 |

| CLASS | CFS | TOTAL | ACCUM | PERCT | CLASS | CFS | TOTAL | ACCUM | PERCT | CLASS | CFS | TOTAL | ACCUM | PERCT | CLASS | CFS | TOTAL | ACCUM | PERCT |
|---|---|---|---|---|---|---|---|---|---|---|---|---|---|---|---|---|---|---|---|
| 0 | 0.00 | 0 | 7305 | 100.0 | 9 | 2.10 | 7 | 7300 | 99.9 | 18 | 45.0 | 517 | 2597 | 35.6 | 27 | 950 | 49 | 115 | 1.5 |
| 1 | 0.10 | 0 | 7305 | 100.0 | 10 | 3.00 | 16 | 7293 | 99.8 | 19 | 63.0 | 482 | 2080 | 28.5 | 28 | 1300 | 39 | 66 | .9 |
| 2 | 0.20 | 0 | 7305 | 100.0 | 11 | 4.20 | 26 | 7277 | 99.6 | 20 | 88.0 | 335 | 1598 | 21.9 | 29 | 1900 | 15 | 27 | .3 |
| 3 | 0.30 | 0 | 7305 | 100.0 | 12 | 5.80 | 65 | 7251 | 99.3 | 21 | 120.0 | 325 | 1263 | 17.3 | 30 | 2600 | 9 | 12 | .1 |
| 4 | 0.40 | 0 | 7305 | 100.0 | 13 | 8.20 | 214 | 7186 | 98.4 | 22 | 170.0 | 268 | 938 | 12.8 | 31 | 3700 | 1 | 3 | .0 |
| 5 | 0.50 | 0 | 7305 | 100.0 | 14 | 12.00 | 837 | 6972 | 95.4 | 23 | 240.0 | 233 | 670 | 9.2 | 32 | 5200 | 2 | 2 | .0 |
| 6 | 0.80 | 0 | 7305 | 100.0 | 15 | 16.00 | 1882 | 6135 | 84.0 | 24 | 340.0 | 143 | 437 | 6.0 | 33 | 7300 | | | |
| 7 | 1.10 | 3 | 7305 | 100.0 | 16 | 23.00 | 1098 | 4253 | 58.2 | 25 | 480.0 | 105 | 294 | 4.0 | 34 | | | | |
| 8 | 1.50 | 2 | 7302 | 100.0 | 17 | 32.00 | 558 | 3155 | 43.2 | 26 | 680.0 | 74 | 189 | 2.6 | | | | | |

LOWEST MEAN DISCHARGE, IN CFS, AND RANKING, FOR THE FOLLOWING NUMBER OF CONSECUTIVE DAYS IN YEAR ENDING MARCH 31

| YEAR | 1 | 3 | 7 | 14 | 30 | 60 | 90 | 120 | 183 | ANNUAL |
|---|---|---|---|---|---|---|---|---|---|---|
| 1955 | 2.70 3 | 3.30 3 | 4.97 4 | 7.54 3 | 7.77 1 | 8.06 1 | 8.31 1 | 8.40 1 | 10.10 1 | 51.60 2 |
| 1956 | 11.00 11 | 11.00 8 | 11.30 8 | 11.60 7 | 12.00 4 | 13.90 5 | 15.10 5 | 17.40 7 | 33.10 15 | 86.20 9 |
| 1957 | 8.60 7 | 8.87 7 | 9.59 7 | 10.20 6 | 10.60 2 | 13.30 3 | 13.90 4 | 14.80 4 | 18.40 5 | 72.20 6 |
| 1958 | 1.10 1 | 1.17 1 | 2.93 1 | 9.25 4 | 13.00 7 | 14.80 7 | 16.20 8 | 18.20 9 | 50.60 17 | 165.00 17 |
| 1959 | 9.60 8 | 11.50 10 | 13.90 14 | 26.30 19 | 40.90 19 | 47.60 19 | 51.80 19 | 63.50 19 | 75.60 19 | 187.00 19 |
| 1960 | 3.60 5 | 3.70 5 | 4.96 3 | 7.06 2 | 12.80 5 | 18.60 15 | 19.80 14 | 21.20 13 | 27.20 12 | 82.00 8 |
| 1961 | 2.60 2 | 2.67 2 | 2.94 2 | 3.69 1 | 10.90 3 | 17.90 12 | 19.80 15 | 21.40 14 | 22.70 9 | 102.00 13 |
| 1962 | 2.80 4 | 3.67 4 | 6.53 5 | 9.30 5 | 15.60 13 | 18.30 14 | 19.20 13 | 19.70 12 | 20.40 8 | 131.00 15 |
| 1963 | 5.20 6 | 6.23 6 | 9.16 6 | 16.80 17 | 20.70 18 | 21.00 16 | 22.00 16 | 22.10 15 | 23.00 10 | 70.70 5 |
| 1964 | 17.00 19 | 17.30 19 | 17.90 19 | 18.10 18 | 18.80 17 | 21.70 17 | 22.40 17 | 22.80 16 | 23.00 11 | 58.60 3 |
| 1965 | 11.00 9 | 12.00 11 | 12.00 10 | 12.40 8 | 13.80 9 | 14.50 6 | 16.30 9 | 16.10 5 | 16.50 3 | 62.40 4 |
| 1966 | 16.00 18 | 16.00 18 | 16.10 18 | 16.50 16 | 16.80 16 | 17.80 11 | 18.30 11 | 19.00 10 | 29.10 14 | 75.90 7 |
| 1967 | 12.00 12 | 12.00 12 | 12.10 11 | 12.60 10 | 15.40 11 | 15.50 9 | 16.10 7 | 16.70 6 | 19.80 6 | 126.00 14 |
| 1968 | 15.00 17 | 15.00 17 | 15.00 17 | 15.30 15 | 15.70 14 | 18.00 13 | 18.70 12 | 19.20 11 | 20.40 7 | 96.80 10 |
| 1969 | 14.00 15 | 14.70 15 | 14.90 15 | 15.10 13 | 16.50 15 | 21.90 18 | 22.80 18 | 29.50 17 | 56.10 18 | 169.00 18 |
| 1970 | 15.00 16 | 15.00 16 | 15.00 16 | 15.10 14 | 15.50 12 | 15.70 10 | 16.80 10 | 39.60 18 | 47.30 16 | 99.90 12 |
| 1971 | 12.00 13 | 12.70 13 | 12.90 12 | 12.90 11 | 13.00 8 | 13.30 4 | 13.30 2 | 14.00 3 | 17.00 4 | 97.90 11 |
| 1972 | 11.00 10 | 11.30 9 | 11.90 9 | 12.40 9 | 12.80 6 | 13.20 2 | 13.40 3 | 13.70 2 | 16.40 2 | 48.50 1 |
| 1973 | 12.00 14 | 12.70 14 | 12.90 13 | 13.00 12 | 14.30 10 | 15.40 8 | 15.80 6 | 17.70 8 | 28.30 13 | 142.00 16 |

HIGHEST MEAN DISCHARGE, IN CFS, AND RANKING, FOR THE FOLLOWING NUMBER OF CONSECUTIVE DAYS IN YEAR ENDING SEPTEMBER 30

| YEAR | 1 | 3 | 7 | 15 | 30 | 60 | 90 | 120 | 183 | ANNUAL |
|---|---|---|---|---|---|---|---|---|---|---|
| 1954 | 326.0 20 | 270.0 20 | 184.0 20 | 136.0 20 | 83.1 20 | 55.3 20 | 46.6 20 | 38.6 20 | 30.0 20 | 20.5 20 |
| 1955 | 1080.0 18 | 854.0 18 | 516.0 18 | 340.0 18 | 286.0 19 | 252.0 13 | 199.0 15 | 174.0 13 | 128.0 15 | 71.3 16 |
| 1956 | 1640.0 12 | 1010.0 16 | 600.0 17 | 333.0 19 | 310.0 16 | 224.0 17 | 204.0 13 | 195.0 9 | 153.0 10 | 95.3 10 |
| 1957 | 3630.0 3 | 2670.0 3 | 1590.0 3 | 845.0 4 | 513.0 5 | 452.0 2 | 358.0 2 | 294.0 3 | 230.0 4 | 125.0 8 |
| 1958 | 2600.0 8 | 2060.0 8 | 1200.0 7 | 888.0 3 | 552.0 4 | 340.0 7 | 292.0 6 | 252.0 7 | 226.0 6 | 162.0 1 |
| 1959 | 3430.0 5 | 2180.0 7 | 1120.0 8 | 651.0 9 | 584.0 3 | 413.0 5 | 320.0 4 | 281.0 6 | 217.0 8 | 128.0 6 |
| 1960 | 5500.0 1 | 3190.0 2 | 1450.0 5 | 744.0 7 | 410.0 12 | 252.0 14 | 197.0 16 | 174.0 14 | 173.0 9 | 103.0 9 |
| 1961 | 5230.0 2 | 3840.0 1 | 2180.0 1 | 1130.0 1 | 775.0 1 | 540.0 1 | 435.0 1 | 345.0 1 | 234.0 3 | 128.0 7 |
| 1962 | 1250.0 16 | 1110.0 14 | 644.0 15 | 431.0 15 | 378.0 13 | 234.0 16 | 193.0 17 | 160.0 18 | 126.0 16 | 77.2 13 |
| 1963 | 1500.0 15 | 1050.0 15 | 722.0 14 | 563.0 12 | 439.0 10 | 280.0 12 | 203.0 14 | 169.0 16 | 120.0 17 | 71.2 17 |
| 1964 | 2000.0 9 | 1540.0 9 | 868.0 11 | 456.0 14 | 376.0 14 | 299.0 9 | 210.0 11 | 163.0 17 | 115.0 18 | 67.4 18 |
| 1965 | 1020.0 19 | 725.0 19 | 494.0 19 | 377.0 17 | 305.0 17 | 240.0 15 | 191.0 18 | 150.0 19 | 105.0 19 | 65.9 19 |
| 1966 | 1720.0 11 | 1160.0 12 | 772.0 13 | 498.0 13 | 357.0 15 | 210.0 19 | 186.0 19 | 172.0 15 | 135.0 13 | 77.0 14 |
| 1967 | 2700.0 7 | 2360.0 6 | 1490.0 4 | 771.0 6 | 452.0 8 | 298.0 10 | 271.0 8 | 242.0 8 | 244.0 2 | 133.0 4 |
| 1968 | 3170.0 6 | 2570.0 4 | 1610.0 2 | 838.0 5 | 506.0 6 | 358.0 6 | 291.0 7 | 288.0 4 | 227.0 5 | 133.0 5 |
| 1969 | 3490.0 4 | 2510.0 5 | 1390.0 6 | 1050.0 2 | 644.0 2 | 440.0 3 | 311.0 5 | 310.0 2 | 224.0 7 | 136.0 3 |
| 1970 | 1230.0 17 | 949.0 17 | 639.0 16 | 428.0 16 | 300.0 18 | 218.0 18 | 208.0 12 | 178.0 12 | 150.0 12 | 84.3 12 |
| 1971 | 1590.0 13 | 1290.0 11 | 974.0 10 | 622.0 10 | 427.0 11 | 286.0 11 | 229.0 10 | 185.0 10 | 151.0 11 | 85.6 11 |
| 1972 | 1570.0 14 | 1130.0 13 | 859.0 12 | 686.0 8 | 447.0 9 | 305.0 8 | 233.0 9 | 184.0 11 | 134.0 14 | 75.6 15 |
| 1973 | 1810.0 10 | 1420.0 10 | 1060.0 9 | 622.0 11 | 482.0 7 | 435.0 4 | 330.0 3 | 286.0 5 | 253.0 1 | 157.0 2 |

STATISTICS ON NORMAL MONTHLY MEANS(ALL DAYS)

| OCT | NOV | DEC | JAN | FEB | MARCH | APRIL | MAY | JUNE | JULY | AUG | SEPT |
|---|---|---|---|---|---|---|---|---|---|---|---|
| BY ROWS(MEAN,VARIANCE,STANDARD DEVIATION, SKEWNESS, COEFF. OF VARIATION,PERCENTAGE OF AVERAGE FLOW) | | | | | | | | | | | |
| 0.2157E+02 | 0.4778E+02 | 0.9641E+02 | 0.1107E+03 | 0.1542E+03 | 0.1950E+03 | 0.2235E+03 | 0.1652E+03 | 0.9251E+02 | 0.5082E+02 | 0.2258E+02 | 0.2239E+02 |
| 0.1283E+03 | 0.2361E+04 | 0.1967E+05 | 0.1503E+05 | 0.1527E+05 | 0.1522E+05 | 0.1700E+05 | 0.2472E+05 | 0.1323E+05 | 0.3134E+04 | 0.2949E+03 | 0.2223E+03 |
| 0.1133E+02 | 0.4859E+02 | 0.1403E+03 | 0.1226E+03 | 0.1236E+03 | 0.1234E+03 | 0.1304E+03 | 0.1572E+03 | 0.1150E+03 | 0.5598E+02 | 0.1717E+02 | 0.1491E+02 |
| 0.3400E+01 | 0.1827E+01 | 0.2360E+01 | 0.2571E+01 | 0.9082E+00 | 0.7816E+00 | 0.3692E+00 | 0.1384E+01 | 0.2163E+01 | 0.1556E+01 | 0.2840E+01 | 0.3057E+01 |
| 0.5252E+00 | 0.1017E+01 | 0.1455E+01 | 0.1108E+01 | 0.8012E+00 | 0.6326E+00 | 0.5834E+00 | 0.9518E+00 | 0.1243E+01 | 0.1102E+01 | 0.7605E+00 | 0.6659E+00 |
| 0.1793E+01 | 0.3973E+01 | 0.8017E+01 | 0.9203E+01 | 0.1282E+02 | 0.1621E+02 | 0.1858E+02 | 0.1374E+02 | 0.7692E+01 | 0.4226E+01 | 0.1878E+01 | 0.1862E+01 |

STATISTICS ON NORMAL ANNUAL MEANS(ALL DAYS)

| MEAN | VARIANCE | STANDARD DEVIATION | SKEWNESS | COEFF. OF VARIATION | SERIAL CORR |
|---|---|---|---|---|---|
| 0.9987E+02 | 0.1324E+04 | 0.3639E+02 | -0.6896E-01 | 0.3643E+00 | 0.4495E+00 |

STATISTICS ON LOG MONTHLY MEANS(ALL DAYS)

| OCT | NOV | DEC | JAN | FEB | MARCH | APRIL | MAY | JUNE | JULY | AUG | SEPT |
|---|---|---|---|---|---|---|---|---|---|---|---|
| BY ROWS(MEAN,VARIANCE,STANDARD DEVIATION, SKEWNESS, COEFF. OF VARIATION,PERCENTAGE OF AVERAGE FLOW) | | | | | | | | | | | |
| 0.1298E+01 | 0.1519E+01 | 0.1703E+01 | 0.1849E+01 | 0.2004E+01 | 0.2193E+01 | 0.2258E+01 | 0.2052E+01 | 0.1741E+01 | 0.1506E+01 | 0.1287E+01 | 0.1295E+01 |
| 0.2817E-01 | 0.1274E+00 | 0.2085E+00 | 0.1810E+00 | 0.2210E+00 | 0.1062E+00 | 0.9948E-01 | 0.1445E+00 | 0.1778E+00 | 0.1590E+00 | 0.4723E-01 | 0.4120E-01 |
| 0.1678E+00 | 0.3570E+00 | 0.4566E+00 | 0.4254E+00 | 0.4701E+00 | 0.3259E+00 | 0.3154E+00 | 0.3801E+00 | 0.4216E+00 | 0.3987E+00 | 0.2173E+00 | 0.2030E+00 |
| 0.1014E+01 | 0.8661E+00 | 0.1071E+01 | 0.1041E+00 | -0.7513E+00 | -0.8685E+00 | -0.7262E+00 | 0.5279E+00 | 0.8452E+00 | 0.9302E+00 | 0.1714E+01 | 0.1258E+01 |
| 0.1293E+00 | 0.2349E+00 | 0.2682E+00 | 0.2301E+00 | 0.2345E+00 | 0.1486E+00 | 0.1397E+00 | 0.1852E+00 | 0.2421E+00 | 0.2647E+00 | 0.1689E+00 | 0.1567E+00 |
| 0.6268E+01 | 0.7338E+01 | 0.8223E+01 | 0.8929E+01 | 0.9680E+01 | 0.1059E+02 | 0.1091E+02 | 0.9909E+01 | 0.8410E+01 | 0.7275E+01 | 0.6214E+01 | 0.6256E+01 |

STATISTICS ON LOG ANNUAL MEANS(ALL DAYS)

| MEAN | VARIANCE | STANDARD DEVIATION | SKEWNESS | COEFF. OF VARIATION | SERIAL CORR |
|---|---|---|---|---|---|
| 0.1963E+01 | 0.4046E-01 | 0.2011E+00 | -0.1714E+01 | 0.1024E+00 | 0.4707E+00 |

## 03357000 White River at Spencer, Ind.

LOCATION.--Lat 39°16'49", long 86°45'42", in NE¼NE¼ sec.29, T.10 N., R.3 W., Owen County, on right bank at downstream side of highway bridge at Spencer, 3.3 miles (5.3 km) upstream from McBrides Creek, and at mile 165.9 (267.9 km).

DRAINAGE AREA.--2,988 mi² (7,738 km²).

REMARKS.--Natural flow of stream affected by storage reservoirs.

### DURATION TABLE OF DAILY DISCHARGE FOR YEAR ENDING SEPTEMBER 30

| CLASS | 0 | 1 | 2 | 3 | 4 | 5 | 6 | 7 | 8 | 9 | 10 | 11 | 12 | 13 | 14 | 15 | 16 | 17 | 18 | 19 | 20 | 21 | 22 | 23 | 24 | 25 | 26 | 27 | 28 | 29 | 30 | 31 | 32 | 33 | 34 | |
|---|---|---|---|---|---|---|---|---|---|---|---|---|---|---|---|---|---|---|---|---|---|---|---|---|---|---|---|---|---|---|---|---|---|---|---|---|
| YEAR | | | | | | | | | | | | | | | | NUMBER OF DAYS IN CLASS | | | | | | | | | | | | | | | | | | | | CFS_DAYS |
| 1926 | | | | | | | | 5 | 6 | 5 | 9 | 20 | 39 | 19 | 30 | 23 | 18 | 27 | 19 | 23 | 20 | 15 | 17 | 13 | 16 | 14 | 4 | 7 | 6 | 2 | 3 | 3 | 1 | 1 | | 1700614.0 |
| 1927 | | | | | | | | | 4 | 10 | 10 | 11 | 25 | 15 | 17 | 16 | 29 | 31 | 36 | 20 | 14 | 22 | 17 | 20 | 13 | 18 | 13 | 11 | 4 | 2 | 3 | 1 | 3 | | | 1906606.0 |
| 1928 | | | | | | | 8 | 3 | 11 | 17 | 23 | 14 | 16 | 12 | 18 | 25 | 42 | 33 | 28 | 27 | 23 | 9 | 9 | 5 | 8 | 12 | 12 | 11 | | | | | | | | 1290555.0 |
| 1929 | | | | | | 1 | 15 | 11 | 14 | 20 | 12 | 20 | 17 | 11 | 16 | 11 | 30 | 27 | 18 | 19 | 22 | 18 | 18 | 15 | 6 | 8 | 8 | 6 | 17 | 5 | | | | | | 1567821.0 |
| 1930 | | | | | 6 | 22 | 29 | 33 | 15 | 8 | 11 | 21 | 19 | 15 | 9 | 19 | 17 | 20 | 12 | 18 | 20 | 14 | 12 | 5 | 10 | 4 | 2 | 5 | 7 | 3 | | 3 | 6 | | | 1388979.0 |
| 1931 | | | | 4 | 19 | 29 | 49 | 49 | 27 | 13 | 9 | 20 | 16 | 20 | 9 | 19 | 6 | 4 | 4 | 5 | | 1 | 2 | | | | | | | | | | | | | 281146.0 |
| 1932 | | | | | 6 | 19 | 15 | 16 | 23 | 28 | 15 | 13 | 16 | 26 | 32 | 21 | 21 | 15 | 9 | 17 | 11 | 14 | 15 | 9 | 6 | 2 | 3 | 5 | 6 | 3 | | | | | | 1053480.0 |
| 1933 | | | | | | | | 1 | 18 | 30 | 24 | 16 | 16 | 19 | 17 | 16 | 15 | 25 | 22 | 17 | 17 | 19 | 18 | 16 | 11 | 11 | 8 | 12 | 4 | 4 | 5 | 1 | 1 | 1 | 1 | 1787088.0 |
| 1934 | | | | | 13 | 11 | 12 | 37 | 61 | 61 | 33 | 24 | 40 | 13 | 13 | 9 | 9 | 8 | 5 | 5 | 3 | 2 | 3 | 1 | 2 | | | | | | | | | | | 381672.0 |
| 1935 | | | | | 4 | 51 | 19 | 24 | 57 | 30 | 10 | 20 | 15 | 19 | 21 | 16 | 20 | 12 | 7 | 12 | 4 | 3 | 4 | 3 | 4 | 1 | 2 | 2 | 5 | | | | | | | 624215.0 |
| 1936 | | | 5 | 24 | 20 | 32 | 34 | 14 | 17 | 40 | 23 | 20 | 17 | 13 | 18 | 12 | 10 | 16 | 12 | 9 | 5 | 4 | 7 | 5 | 4 | | 1 | | 3 | 1 | | | | | | 583377.0 |
| 1937 | | | | | | 3 | 7 | 6 | 18 | 24 | 32 | 17 | 24 | 20 | 17 | 13 | 20 | 19 | 23 | 20 | 25 | 11 | 14 | 6 | 7 | 10 | 7 | 7 | 4 | 4 | 2 | | 3 | 1 | 1 | 1517262.0 |
| 1938 | | | | | | | | | 3 | 15 | 21 | 25 | 35 | 19 | 34 | 24 | 29 | 15 | 16 | 22 | 15 | 11 | 11 | 14 | 8 | 11 | 9 | 6 | 10 | 4 | 2 | 6 | | | | 1665169.0 |
| 1939 | | | | | | 5 | 15 | 33 | 27 | 24 | 18 | 11 | 24 | 25 | 29 | 17 | 20 | 24 | 14 | 14 | 11 | 9 | 7 | 6 | 7 | 6 | 5 | 2 | 4 | 2 | 3 | 3 | | | | 1125757.0 |
| 1940 | | | | 21 | 32 | 34 | 50 | 56 | 18 | 11 | 15 | 10 | 11 | 15 | 26 | 10 | 8 | 8 | 13 | 7 | 10 | 2 | 1 | 1 | | | 2 | 1 | 3 | 1 | | | | | | 484632.0 |
| 1941 | | 12 | 43 | 30 | 37 | 25 | 35 | 52 | 56 | 17 | 19 | 10 | 9 | 2 | 4 | 5 | 2 | 1 | 2 | 2 | 2 | | | | | | | | | | | | | | | 186615.0 |
| 1942 | | 2 | 1 | | 3 | 8 | 2 | 10 | 43 | 37 | 42 | 19 | 16 | 14 | 28 | 19 | 16 | 19 | 16 | 16 | 6 | 9 | 6 | 5 | 7 | 10 | 4 | 3 | 3 | 1 | | | | | | 906365.0 |
| 1943 | | | | | | 6 | 19 | 11 | 7 | 7 | 18 | 20 | 27 | 22 | 47 | 36 | 24 | 26 | 22 | 15 | 15 | 7 | 5 | 6 | 1 | 4 | 1 | 6 | 4 | 3 | 2 | | 1 | 2 | 1 | 1222479.0 |
| 1944 | | | | | | 9 | 26 | 105 | 53 | 19 | 16 | 12 | 10 | 4 | 9 | 3 | 10 | 8 | 21 | 18 | 7 | 8 | 5 | 2 | 2 | 5 | 5 | 2 | 1 | 2 | | 2 | 2 | | | 826725.0 |
| 1945 | | | | | 21 | 66 | 46 | 3 | 4 | 24 | 5 | 2 | 18 | 13 | 26 | 12 | 15 | 26 | 19 | 9 | 7 | 11 | 7 | 7 | 5 | 7 | 5 | 4 | 2 | 4 | 3 | | | | | 995916.0 |
| 1946 | | | | | | | 7 | 19 | 7 | 12 | 9 | 27 | 26 | 25 | 25 | 30 | 26 | 21 | 18 | 21 | 18 | 22 | 19 | 7 | 7 | 12 | 4 | 3 | | | | | | | | 1116069.0 |
| 1947 | | | | | | 1 | 19 | 19 | 23 | 12 | 22 | 12 | 41 | 17 | 23 | 17 | 17 | 15 | 17 | 24 | 19 | 19 | 10 | 11 | 2 | 7 | 8 | 8 | | 2 | | | | | | 1106633.0 |
| 1948 | | | | | | | | 18 | 31 | 41 | 42 | 27 | 38 | 17 | 16 | 17 | 13 | 15 | 11 | 14 | 16 | 9 | 5 | 9 | 2 | 6 | 2 | 4 | 8 | 3 | | 2 | | | | 1051870.0 |
| 1949 | | | | | | | 9 | 18 | 20 | 22 | 9 | 16 | 23 | 18 | 28 | 25 | 36 | 17 | 22 | 22 | 17 | 11 | 8 | 4 | 8 | 5 | 2 | 10 | 8 | 3 | 4 | | | | | 1311415.0 |
| 1950 | | | | | | | | 5 | 24 | 33 | 17 | 20 | 16 | 18 | 10 | 29 | 19 | 20 | 13 | 23 | 22 | 21 | 14 | 7 | 7 | 3 | 9 | 4 | 5 | 6 | 6 | 7 | 4 | 2 | 1 | 1933630.0 |
| 1951 | | | | | | | | 11 | 19 | 17 | 10 | 28 | 22 | 24 | 26 | 14 | 25 | 19 | 15 | 24 | 21 | 23 | 16 | 8 | 12 | 12 | 8 | 5 | 3 | 3 | | | | | | 1338714.0 |
| 1952 | | | | | | | 10 | 17 | 20 | 23 | 16 | 10 | 14 | 13 | 19 | 22 | 20 | 29 | 13 | 23 | 17 | 15 | 20 | 17 | 15 | 11 | 10 | 6 | 4 | 2 | | | | | | 1406531.0 |
| 1953 | | | | | | | 3 | 20 | 57 | 15 | 5 | 7 | 18 | 25 | 36 | 29 | 35 | 26 | 21 | 24 | 10 | 5 | 7 | 6 | 5 | 6 | 1 | 2 | 2 | | | | | | | 861857.0 |
| 1954 | | | | | 15 | 281 | 62 | 40 | 26 | 12 | 15 | 17 | 22 | 16 | 21 | 8 | 10 | 10 | 6 | 9 | 2 | 3 | 1 | 1 | 1 | | | | | | | | | | | 351641.0 |
| 1955 | | | | | 17 | 10 | 24 | 39 | 23 | 13 | 20 | 12 | 30 | 29 | 18 | 20 | 9 | 22 | 16 | 21 | 12 | 10 | 4 | 11 | 5 | | | | | | | | | | | 681484.0 |
| 1956 | | | | | | | 6 | 6 | 8 | 3 | 26 | 26 | 33 | 16 | 24 | 21 | 25 | 26 | 25 | 41 | 17 | 16 | 13 | 7 | 7 | 7 | 3 | 5 | 1 | 2 | 1 | 1 | | | | 1223240.0 |
| 1957 | | | | | | 3 | 40 | 14 | 17 | 14 | 9 | 16 | 23 | 9 | 13 | 28 | 23 | 34 | 13 | 13 | 11 | 11 | 19 | 10 | 11 | 8 | 5 | 4 | 4 | 5 | 4 | 2 | 2 | | | 1446251.0 |
| 1958 | | | | | | | | 4 | 5 | 4 | 8 | 2 | 15 | 26 | 30 | 37 | 39 | 50 | 21 | 30 | 15 | 14 | 18 | 11 | 5 | 5 | 4 | 6 | 4 | 3 | 3 | 2 | 4 | | | 1598335.0 |
| 1959 | | | | | | | 6 | 7 | 7 | 17 | 16 | 30 | 38 | 25 | 24 | 10 | 18 | 12 | 15 | 41 | 18 | 22 | 20 | 11 | 7 | 6 | 4 | 2 | 3 | 4 | 2 | | | | | 1272852.0 |
| 1960 | | | | | | | | 3 | 20 | 24 | 21 | 24 | 21 | 21 | 47 | 29 | 29 | 40 | 25 | 19 | 7 | 6 | 9 | 4 | 5 | 6 | 1 | 3 | | | 2 | | | | | 932410.0 |
| 1961 | | | | | | | | 54 | 62 | 27 | 21 | 15 | 27 | 10 | 18 | 18 | 17 | 6 | 9 | 8 | 10 | 6 | 9 | 7 | 8 | 6 | 9 | 5 | 4 | 4 | 1 | 2 | 1 | 1 | | 1169729.0 |
| 1962 | | | | | | | | | 3 | 40 | 30 | 15 | 42 | 15 | 48 | 33 | 29 | 21 | 12 | 20 | 14 | 7 | 10 | 2 | 6 | 5 | 2 | 6 | 4 | 1 | | | | | | 1006555.0 |
| 1963 | | | | | | | 6 | 19 | 20 | 68 | 72 | 24 | 34 | 13 | 12 | 19 | 11 | 9 | 4 | 9 | 4 | 8 | 6 | 7 | 3 | 3 | 3 | 2 | 4 | 1 | | 2 | 2 | | | 854394.0 |
| 1964 | | | | | | 19 | 95 | 39 | 32 | 11 | 17 | 13 | 29 | 11 | 10 | 5 | 9 | 11 | 8 | 10 | 7 | 8 | 2 | 3 | 4 | 6 | 3 | 2 | 3 | 1 | 2 | 3 | 1 | 2 | | 931415.0 |
| 1965 | | | | | | 17 | 33 | 32 | 48 | 14 | 24 | 26 | 25 | 15 | 16 | 11 | 17 | 18 | 13 | 12 | 6 | 3 | 5 | 5 | 6 | 12 | 3 | 3 | 1 | | | | | | | 761774.0 |
| 1966 | | | | 1 | 10 | 10 | 16 | 17 | 71 | 46 | 43 | 19 | 26 | 17 | 21 | 15 | 18 | 10 | 6 | 4 | 3 | 5 | 3 | 2 | 2 | | | | | | | | | | | 436000.0 |
| 1967 | | | | | 1 | 17 | 40 | 18 | 31 | 19 | 12 | 10 | 8 | 12 | 22 | 17 | 21 | 21 | 22 | 15 | 9 | 11 | 14 | 17 | 10 | 10 | 1 | 2 | | 1 | 2 | 1 | 1 | | | 1094278.0 |
| 1968 | | | | | | | 5 | 2 | 20 | 32 | 24 | 21 | 10 | 29 | 38 | 17 | 25 | 18 | 28 | 20 | 16 | 12 | 14 | 7 | 2 | 6 | 1 | 6 | 3 | 5 | 1 | 3 | 1 | | | 1279105.0 |
| 1969 | | | | | | | | 17 | 24 | 12 | 17 | 15 | 23 | 31 | 38 | 40 | 36 | 25 | 19 | 15 | 7 | 6 | 5 | 6 | 9 | 5 | 9 | 1 | 1 | 1 | 1 | 2 | | | | 1244978.0 |
| 1970 | | | | | | | | 18 | 19 | 13 | 33 | 27 | 32 | 29 | 19 | 28 | 35 | 24 | 19 | 14 | 14 | 13 | 7 | 3 | 7 | 5 | 3 | 3 | | | | | | | | 1052171.0 |
| 1971 | | | | | | | | 4 | 24 | 18 | 38 | 67 | 49 | 23 | 31 | 19 | 13 | 13 | 13 | 7 | 20 | 5 | 4 | 1 | 4 | 4 | 3 | | 2 | 1 | 2 | | | | | | 787241.0 |

| CLASS | CFS | TOTAL | ACCUM | PERCT | CLASS | CFS | TOTAL | ACCUM | PERCT | CLASS | CFS | TOTAL | ACCUM | PERCT | CLASS | CFS | TOTAL | ACCUM | PERCT |
|---|---|---|---|---|---|---|---|---|---|---|---|---|---|---|---|---|---|---|---|
| 0 | 0.00 | 0 | 16801 | 100.0 | 9 | 570.00 | 1020 | 13143 | 78.2 | 18 | 2900.0 | 733 | 4671 | 27.8 | 27 | 14000 | 190 | 577 | 3.4 |
| 1 | 135.00 | 14 | 16801 | 100.0 | 10 | 680.00 | 916 | 12123 | 72.2 | 19 | 3400.0 | 787 | 3938 | 23.4 | 28 | 17000 | 150 | 387 | 2.3 |
| 2 | 160.00 | 49 | 16787 | 99.9 | 11 | 810.00 | 859 | 11207 | 66.7 | 20 | 4100.0 | 577 | 3151 | 18.8 | 29 | 21000 | 89 | 237 | 1.4 |
| 3 | 190.00 | 80 | 16738 | 99.6 | 12 | 970.00 | 1082 | 10348 | 61.6 | 21 | 4900.0 | 482 | 2574 | 15.3 | 30 | 25000 | 54 | 148 | .8 |
| 4 | 230.00 | 204 | 16658 | 99.1 | 13 | 1200.00 | 815 | 9266 | 55.2 | 22 | 5800.0 | 447 | 2092 | 12.5 | 31 | 29000 | 45 | 94 | .5 |
| 5 | 280.00 | 480 | 16454 | 97.9 | 14 | 1400.00 | 1056 | 8451 | 50.3 | 23 | 7000.0 | 326 | 1645 | 9.8 | 32 | 35000 | 35 | 49 | .2 |
| 6 | 330.00 | 802 | 15974 | 95.1 | 15 | 1700.00 | 873 | 7395 | 44.0 | 24 | 8400.0 | 270 | 1319 | 7.9 | 33 | 42000 | 10 | 14 | .0 |
| 7 | 400.00 | 894 | 15172 | 90.3 | 16 | 2000.00 | 933 | 6522 | 38.8 | 25 | 10000.0 | 285 | 1049 | 6.2 | 34 | 50000 | 4 | 4 | .0 |
| 8 | 470.00 | 1135 | 14278 | 85.0 | 17 | 2400.00 | 918 | 5589 | 33.3 | 26 | 12000.0 | 187 | 764 | 4.5 | | | | | |

LOWEST MEAN DISCHARGE, IN CFS, AND RANKING, FOR THE FOLLOWING NUMBER OF CONSECUTIVE DAYS IN YEAR ENDING MARCH 31

| YEAR | 1 | | 3 | | 7 | | 14 | | 30 | | 60 | | 90 | | 120 | | 183 | | ANNUAL | |
|---|---|---|---|---|---|---|---|---|---|---|---|---|---|---|---|---|---|---|---|---|
| 1927 | 435.00 | 33 | 448.00 | 33 | 463.00 | 33 | 509.00 | 34 | 790.00 | 41 | 906.00 | 38 | 1180.00 | 40 | 1710.00 | 42 | 4610.00 | 45 | 5590.00 | 45 |
| 1928 | 530.00 | 41 | 538.00 | 41 | 566.00 | 42 | 636.00 | 42 | 693.00 | 39 | 1090.00 | 41 | 1080.00 | 38 | 1170.00 | 38 | 1750.00 | 38 | 4020.00 | 38 |
| 1929 | 330.00 | 22 | 338.00 | 22 | 362.00 | 22 | 401.00 | 24 | 469.00 | 27 | 611.00 | 30 | 806.00 | 35 | 936.00 | 34 | 1350.00 | 36 | 3480.00 | 31 |
| 1930 | 315.00 | 18 | 335.00 | 21 | 345.00 | 21 | 350.00 | 21 | 373.00 | 19 | 467.00 | 18 | 671.00 | 26 | 844.00 | 32 | 2300.00 | 42 | 5560.00 | 44 |
| 1931 | 260.00 | 10 | 260.00 | 9 | 263.00 | 7 | 279.00 | 10 | 292.00 | 7 | 302.00 | 4 | 330.00 | 5 | 325.00 | 4 | 338.00 | 2 | 996.00 | 2 |
| 1932 | 225.00 | 5 | 225.00 | 4 | 235.00 | 5 | 247.00 | 4 | 302.00 | 9 | 469.00 | 19 | 590.00 | 21 | 656.00 | 20 | 740.00 | 18 | 2740.00 | 23 |
| 1933 | 253.00 | 9 | 261.00 | 10 | 274.00 | 11 | 297.00 | 11 | 440.00 | 24 | 735.00 | 36 | 976.00 | 37 | 1010.00 | 35 | 1160.00 | 32 | 3290.00 | 28 |
| 1934 | 430.00 | 31 | 438.00 | 31 | 451.00 | 31 | 465.00 | 30 | 491.00 | 29 | 564.00 | 27 | 736.00 | 30 | 735.00 | 26 | 808.00 | 21 | 2810.00 | 24 |
| 1935 | 247.00 | 8 | 252.00 | 7 | 265.00 | 8 | 276.00 | 8 | 287.00 | 6 | 319.00 | 6 | 353.00 | 7 | 421.00 | 10 | 505.00 | 8 | 905.00 | 1 |
| 1936 | 298.00 | 14 | 298.00 | 13 | 309.00 | 15 | 332.00 | 17 | 348.00 | 16 | 384.00 | 15 | 513.00 | 17 | 593.00 | 18 | 703.00 | 16 | 2280.00 | 12 |
| 1937 | 170.00 | 3 | 175.00 | 3 | 191.00 | 3 | 208.00 | 3 | 230.00 | 3 | 251.00 | 3 | 305.00 | 3 | 338.00 | 5 | 681.00 | 15 | 3470.00 | 29 |
| 1938 | 625.00 | 42 | 686.00 | 43 | 701.00 | 43 | 737.00 | 43 | 911.00 | 43 | 1250.00 | 44 | 1400.00 | 43 | 1450.00 | 41 | 1610.00 | 37 | 3550.00 | 33 |
| 1939 | 432.00 | 32 | 432.00 | 30 | 442.00 | 29 | 449.00 | 28 | 461.00 | 26 | 505.00 | 23 | 603.00 | 24 | 666.00 | 21 | 984.00 | 26 | 4030.00 | 39 |
| 1940 | 304.00 | 15 | 304.00 | 15 | 307.00 | 14 | 316.00 | 14 | 329.00 | 11 | 379.00 | 13 | 391.00 | 11 | 383.00 | 8 | 519.00 | 9 | 1810.00 | 8 |
| 1941 | 168.00 | 2 | 172.00 | 2 | 174.00 | 2 | 178.00 | 2 | 185.00 | 1 | 204.00 | 1 | 221.00 | 1 | 236.00 | 1 | 305.00 | 1 | 1090.00 | 3 |
| 1942 | 135.00 | 1 | 136.00 | 1 | 137.00 | 1 | 143.00 | 1 | 185.00 | 2 | 212.00 | 2 | 253.00 | 2 | 308.00 | 2 | 461.00 | 6 | 1540.00 | 4 |
| 1943 | 322.00 | 20 | 322.00 | 18 | 333.00 | 18 | 336.00 | 18 | 358.00 | 18 | 440.00 | 17 | 594.00 | 22 | 637.00 | 19 | 1110.00 | 31 | 2500.00 | 17 |
| 1944 | 384.00 | 26 | 389.00 | 26 | 394.00 | 26 | 406.00 | 25 | 430.00 | 23 | 477.00 | 21 | 489.00 | 16 | 534.00 | 17 | 635.00 | 13 | 2820.00 | 25 |
| 1945 | 231.00 | 6 | 260.00 | 8 | 272.00 | 9 | 275.00 | 7 | 285.00 | 5 | 311.00 | 5 | 320.00 | 4 | 321.00 | 3 | 357.00 | 3 | 2270.00 | 11 |
| 1946 | 546.00 | 42 | 546.00 | 42 | 563.00 | 41 | 586.00 | 39 | 638.00 | 37 | 1100.00 | 42 | 1360.00 | 42 | 1870.00 | 43 | 1950.00 | 40 | 3970.00 | 37 |
| 1947 | 328.00 | 21 | 334.00 | 20 | 338.00 | 20 | 343.00 | 20 | 376.00 | 20 | 404.00 | 16 | 437.00 | 14 | 521.00 | 16 | 790.00 | 20 | 2080.00 | 10 |
| 1948 | 449.00 | 35 | 452.00 | 34 | 465.00 | 34 | 485.00 | 32 | 549.00 | 34 | 627.00 | 32 | 661.00 | 25 | 687.00 | 22 | 996.00 | 27 | 3480.00 | 30 |
| 1949 | 370.00 | 24 | 373.00 | 24 | 376.00 | 23 | 397.00 | 22 | 426.00 | 22 | 508.00 | 25 | 588.00 | 20 | 837.00 | 31 | 1170.00 | 33 | 4260.00 | 40 |
| 1950 | 418.00 | 27 | 423.00 | 28 | 434.00 | 28 | 458.00 | 29 | 521.00 | 32 | 695.00 | 34 | 779.00 | 34 | 801.00 | 29 | 977.00 | 25 | 4720.00 | 41 |
| 1951 | 520.00 | 40 | 523.00 | 39 | 544.00 | 39 | 602.00 | 41 | 720.00 | 40 | 998.00 | 40 | 1310.00 | 41 | 1270.00 | 39 | 1770.00 | 39 | 3930.00 | 36 |
| 1952 | 378.00 | 25 | 381.00 | 25 | 385.00 | 25 | 399.00 | 23 | 413.00 | 21 | 470.00 | 20 | 536.00 | 19 | 688.00 | 23 | 1080.00 | 30 | 3520.00 | 32 |
| 1953 | 460.00 | 37 | 465.00 | 37 | 469.00 | 35 | 484.00 | 31 | 492.00 | 30 | 553.00 | 26 | 703.00 | 27 | 709.00 | 25 | 925.00 | 24 | 2600.00 | 18 |
| 1954 | 292.00 | 13 | 259.00 | 14 | 301.00 | 13 | 312.00 | 12 | 331.00 | 13 | 361.00 | 10 | 371.00 | 9 | 372.00 | 6 | 499.00 | 7 | 1540.00 | 5 |
| 1955 | 238.00 | 7 | 241.00 | 6 | 248.00 | 6 | 253.00 | 5 | 266.00 | 4 | 321.00 | 7 | 348.00 | 6 | 421.00 | 11 | 438.00 | 4 | 1620.00 | 6 |
| 1956 | 270.00 | 11 | 271.00 | 11 | 272.00 | 10 | 279.00 | 9 | 322.00 | 10 | 506.00 | 24 | 872.00 | 36 | 1040.00 | 36 | 1330.00 | 34 | 2650.00 | 21 |
| 1957 | 320.00 | 19 | 325.00 | 19 | 333.00 | 19 | 338.00 | 19 | 357.00 | 17 | 375.00 | 12 | 426.00 | 13 | 520.00 | 15 | 748.00 | 19 | 2350.00 | 14 |
| 1958 | 443.00 | 34 | 454.00 | 35 | 472.00 | 36 | 537.00 | 37 | 820.00 | 42 | 914.00 | 39 | 1130.00 | 39 | 1390.00 | 40 | 3290.00 | 44 | 4960.00 | 43 |
| 1959 | 832.00 | 45 | 848.00 | 45 | 888.00 | 45 | 919.00 | 45 | 1010.00 | 45 | 1240.00 | 43 | 1590.00 | 44 | 2000.00 | 44 | 2780.00 | 43 | 4810.00 | 42 |
| 1960 | 352.00 | 23 | 360.00 | 23 | 376.00 | 24 | 412.00 | 26 | 479.00 | 28 | 594.00 | 29 | 746.00 | 32 | 826.00 | 30 | 1050.00 | 28 | 2640.00 | 20 |
| 1961 | 420.00 | 28 | 420.00 | 27 | 431.00 | 27 | 443.00 | 27 | 449.00 | 25 | 480.00 | 22 | 514.00 | 18 | 513.00 | 13 | 557.00 | 11 | 2310.00 | 13 |
| 1962 | 424.00 | 29 | 440.00 | 32 | 459.00 | 32 | 518.00 | 35 | 608.00 | 36 | 713.00 | 35 | 720.00 | 28 | 857.00 | 33 | 1050.00 | 29 | 3770.00 | 35 |
| 1963 | 488.00 | 38 | 503.00 | 38 | 553.00 | 40 | 595.00 | 40 | 663.00 | 38 | 758.00 | 37 | 762.00 | 33 | 778.00 | 27 | 878.00 | 23 | 2450.00 | 15 |
| 1964 | 310.00 | 16 | 310.00 | 16 | 311.00 | 16 | 316.00 | 13 | 338.00 | 14 | 359.00 | 9 | 366.00 | 8 | 374.00 | 7 | 446.00 | 5 | 1820.00 | 9 |
| 1965 | 310.00 | 17 | 320.00 | 17 | 325.00 | 17 | 328.00 | 16 | 340.00 | 15 | 354.00 | 8 | 373.00 | 10 | 396.00 | 9 | 523.00 | 10 | 2660.00 | 22 |
| 1966 | 430.00 | 30 | 430.00 | 29 | 447.00 | 30 | 493.00 | 33 | 506.00 | 31 | 572.00 | 28 | 603.00 | 23 | 696.00 | 24 | 708.00 | 17 | 1720.00 | 7 |
| 1967 | 215.00 | 4 | 226.00 | 5 | 235.00 | 4 | 267.00 | 6 | 299.00 | 8 | 373.00 | 11 | 414.00 | 12 | 431.00 | 12 | 601.00 | 12 | 2480.00 | 16 |
| 1968 | 278.00 | 12 | 282.00 | 12 | 298.00 | 12 | 317.00 | 15 | 330.00 | 12 | 381.00 | 14 | 463.00 | 15 | 518.00 | 14 | 656.00 | 14 | 2840.00 | 26 |
| 1969 | 515.00 | 39 | 527.00 | 40 | 532.00 | 38 | 543.00 | 38 | 568.00 | 35 | 615.00 | 31 | 739.00 | 31 | 1090.00 | 37 | 1340.00 | 35 | 3710.00 | 34 |
| 1970 | 670.00 | 44 | 690.00 | 44 | 743.00 | 44 | 800.00 | 44 | 927.00 | 44 | 1300.00 | 45 | 1750.00 | 45 | 2220.00 | 45 | 2280.00 | 41 | 3170.00 | 27 |
| 1971 | 456.00 | 36 | 459.00 | 36 | 475.00 | 37 | 519.00 | 36 | 530.00 | 33 | 629.00 | 33 | 724.00 | 29 | 797.00 | 28 | 866.00 | 22 | 2600.00 | 19 |

HIGHEST MEAN DISCHARGE, IN CFS, AND RANKING, FOR THE FOLLOWING NUMBER OF CONSECUTIVE DAYS IN YEAR ENDING SEPTEMBER 30

| YEAR | 1 | | 3 | | 7 | | 15 | | 30 | | 60 | | 90 | | 120 | | 183 | | ANNUAL | |
|---|---|---|---|---|---|---|---|---|---|---|---|---|---|---|---|---|---|---|---|---|
| 1926 | 42800.0 | 7 | 39100.0 | 7 | 32000.0 | 8 | 21400.0 | 6 | 14700.0 | 10 | 8970.0 | 19 | 6560.0 | 25 | 5700.0 | 25 | 5510.0 | 15 | 4660.0 | 4 |
| 1927 | 39700.0 | 11 | 38000.0 | 8 | 31200.0 | 9 | 19800.0 | 10 | 15500.0 | 7 | 10800.0 | 9 | 10500.0 | 4 | 9550.0 | 2 | 7910.0 | 3 | 5220.0 | 2 |
| 1928 | 15800.0 | 35 | 15400.0 | 39 | 13700.0 | 36 | 9880.0 | 34 | 7950.0 | 31 | 5690.0 | 33 | 5690.0 | 30 | 4910.0 | 32 | 4750.0 | 24 | 3530.0 | 14 |
| 1929 | 23200.0 | 30 | 21400.0 | 30 | 19900.0 | 24 | 14100.0 | 23 | 10400.0 | 20 | 8940.0 | 20 | 7740.0 | 14 | 7390.0 | 11 | 7250.0 | 4 | 4300.0 | 7 |
| 1930 | 41000.0 | 8 | 39700.0 | 6 | 36800.0 | 1 | 28500.0 | 2 | 18700.0 | 3 | 12800.0 | 4 | 10900.0 | 2 | 9070.0 | 4 | 6860.0 | 7 | 3810.0 | 11 |
| 1931 | 6770.0 | 45 | 5230.0 | 45 | 3110.0 | 46 | 2790.0 | 45 | 2230.0 | 45 | 1880.0 | 45 | 1530.0 | 45 | 1420.0 | 45 | 1110.0 | 45 | 770.0 | 45 |
| 1932 | 24400.0 | 28 | 22700.0 | 26 | 20100.0 | 23 | 17100.0 | 17 | 12100.0 | 19 | 9280.0 | 16 | 7500.0 | 18 | 6250.0 | 21 | 4740.0 | 25 | 2880.0 | 26 |
| 1933 | 50200.0 | 3 | 44500.0 | 4 | 32200.0 | 6 | 19900.0 | 9 | 13300.0 | 14 | 13100.0 | 3 | 10900.0 | 3 | 9140.0 | 3 | 8370.0 | 2 | 4900.0 | 3 |
| 1934 | 9120.0 | 43 | 8760.0 | 43 | 7040.0 | 42 | 4610.0 | 43 | 3590.0 | 43 | 2560.0 | 43 | 1960.0 | 44 | 1660.0 | 44 | 1430.0 | 44 | 1050.0 | 43 |
| 1935 | 18600.0 | 37 | 18600.0 | 35 | 17400.0 | 28 | 13300.0 | 26 | 8150.0 | 30 | 5260.0 | 37 | 4320.0 | 39 | 3810.0 | 38 | 2870.0 | 39 | 1710.0 | 39 |
| 1936 | 21200.0 | 34 | 19900.0 | 32 | 15500.0 | 32 | 9340.0 | 36 | 6500.0 | 39 | 5480.0 | 36 | 4590.0 | 37 | 3710.0 | 39 | 2740.0 | 40 | 1590.0 | 40 |
| 1937 | 50200.0 | 4 | 45500.0 | 3 | 36700.0 | 3 | 28500.0 | 3 | 20000.0 | 2 | 13600.0 | 2 | 10100.0 | 5 | 8990.0 | 5 | 6830.0 | 8 | 4160.0 | 8 |
| 1938 | 34800.0 | 17 | 33000.0 | 15 | 23600.0 | 18 | 22500.0 | 5 | 17700.0 | 4 | 12700.0 | 5 | 9570.0 | 8 | 8630.0 | 7 | 6930.0 | 6 | 4560.0 | 5 |
| 1939 | 34800.0 | 18 | 32300.0 | 17 | 24100.0 | 17 | 15500.0 | 20 | 10000.0 | 22 | 9200.0 | 17 | 8650.0 | 10 | 7150.0 | 12 | 5310.0 | 17 | 3080.0 | 21 |
| 1940 | 22700.0 | 31 | 20600.0 | 31 | 17100.0 | 30 | 10700.0 | 32 | 7170.0 | 36 | 4410.0 | 41 | 3650.0 | 41 | 3130.0 | 41 | 2310.0 | 41 | 1320.0 | 41 |
| 1941 | 4400.0 | 46 | 4170.0 | 46 | 3530.0 | 45 | 2580.0 | 46 | 1710.0 | 46 | 1030.0 | 46 | 956.0 | 46 | 835.0 | 46 | 728.0 | 46 | 511.0 | 46 |
| 1942 | 21300.0 | 33 | 19000.0 | 34 | 14500.0 | 35 | 9330.0 | 37 | 7480.0 | 34 | 6340.0 | 29 | 5870.0 | 29 | 4990.0 | 31 | 4170.0 | 30 | 2480.0 | 32 |
| 1943 | 55900.0 | 1 | 50600.0 | 1 | 35500.0 | 4 | 27100.0 | 4 | 16600.0 | 5 | 9530.0 | 13 | 8240.0 | 12 | 6750.0 | 14 | 5360.0 | 16 | 3350.0 | 18 |
| 1944 | 40500.0 | 9 | 37100.0 | 9 | 28500.0 | 10 | 18700.0 | 12 | 12900.0 | 15 | 9030.0 | 18 | 7170.0 | 19 | 5840.0 | 23 | 4020.0 | 32 | 2260.0 | 35 |
| 1945 | 28500.0 | 22 | 27400.0 | 21 | 21600.0 | 20 | 13300.0 | 27 | 8280.0 | 29 | 6930.0 | 26 | 6570.0 | 24 | 6470.0 | 18 | 4890.0 | 23 | 2730.0 | 29 |
| 1946 | 15000.0 | 40 | 13800.0 | 40 | 12300.0 | 40 | 8770.0 | 40 | 6670.0 | 38 | 5570.0 | 35 | 5420.0 | 33 | 4850.0 | 34 | 4580.0 | 28 | 3060.0 | 22 |
| 1947 | 22500.0 | 32 | 19800.0 | 33 | 17100.0 | 31 | 11900.0 | 29 | 8970.0 | 28 | 8440.0 | 23 | 7110.0 | 20 | 5830.0 | 24 | 5000.0 | 20 | 3030.0 | 23 |
| 1948 | 29600.0 | 20 | 27500.0 | 20 | 22300.0 | 19 | 15900.0 | 18 | 15100.0 | 9 | 9640.0 | 12 | 7580.0 | 17 | 6400.0 | 19 | 4900.0 | 22 | 2870.0 | 27 |
| 1949 | 28500.0 | 21 | 26300.0 | 22 | 21000.0 | 21 | 18300.0 | 13 | 15500.0 | 6 | 11400.0 | 6 | 9290.0 | 9 | 8120.0 | 8 | 6090.0 | 10 | 3590.0 | 13 |
| 1950 | 50400.0 | 2 | 46500.0 | 2 | 36800.0 | 2 | 32700.0 | 1 | 25200.0 | 1 | 18800.0 | 1 | 14900.0 | 1 | 12700.0 | 1 | 9230.0 | 1 | 5300.0 | 1 |
| 1951 | 23900.0 | 29 | 22500.0 | 27 | 18500.0 | 27 | 14100.0 | 24 | 9490.0 | 24 | 7610.0 | 24 | 6990.0 | 21 | 6680.0 | 15 | 6050.0 | 11 | 3670.0 | 12 |
| 1952 | 24900.0 | 26 | 22300.0 | 28 | 17200.0 | 29 | 15000.0 | 21 | 10300.0 | 21 | 8590.0 | 22 | 8130.0 | 13 | 7400.0 | 10 | 6200.0 | 9 | 3840.0 | 10 |
| 1953 | 17700.0 | 38 | 17000.0 | 38 | 13300.0 | 38 | 9080.0 | 38 | 7230.0 | 35 | 5220.0 | 38 | 5060.0 | 35 | 4370.0 | 35 | 3740.0 | 34 | 2360.0 | 33 |
| 1954 | 8450.0 | 44 | 7600.0 | 44 | 5670.0 | 44 | 4660.0 | 42 | 3840.0 | 42 | 2740.0 | 42 | 2310.0 | 42 | 1990.0 | 43 | 1560.0 | 43 | 963.0 | 44 |
| 1955 | 9520.0 | 41 | 9070.0 | 41 | 7840.0 | 41 | 5950.0 | 41 | 5490.0 | 41 | 4640.0 | 40 | 3930.0 | 40 | 3700.0 | 40 | 3020.0 | 38 | 1870.0 | 38 |
| 1956 | 34300.0 | 19 | 28700.0 | 19 | 19200.0 | 26 | 11600.0 | 30 | 7730.0 | 32 | 6080.0 | 32 | 5120.0 | 34 | 5420.0 | 28 | 4590.0 | 27 | 3340.0 | 19 |
| 1957 | 35600.0 | 15 | 33600.0 | 14 | 25300.0 | 14 | 17600.0 | 16 | 12300.0 | 18 | 10300.0 | 10 | 9900.0 | 6 | 8870.0 | 6 | 6970.0 | 5 | 3960.0 | 9 |
| 1958 | 36200.0 | 14 | 36200.0 | 12 | 32100.0 | 7 | 20900.0 | 7 | 12400.0 | 16 | 9820.0 | 11 | 7630.0 | 16 | 6630.0 | 16 | 5180.0 | 19 | 4380.0 | 6 |
| 1959 | 27000.0 | 24 | 25400.0 | 23 | 20200.0 | 22 | 12700.0 | 28 | 12300.0 | 17 | 9290.0 | 15 | 7650.0 | 15 | 7140.0 | 13 | 5620.0 | 14 | 3490.0 | 15 |
| 1960 | 28000.0 | 23 | 22900.0 | 25 | 13500.0 | 37 | 9000.0 | 39 | 6490.0 | 40 | 4790.0 | 39 | 4360.0 | 38 | 4000.0 | 37 | 3670.0 | 35 | 2550.0 | 30 |
| 1961 | 45100.0 | 6 | 37600.0 | 10 | 25200.0 | 15 | 19300.0 | 11 | 15200.0 | 8 | 11400.0 | 7 | 9830.0 | 7 | 8120.0 | 9 | 5810.0 | 12 | 3200.0 | 20 |
| 1962 | 24600.0 | 27 | 21400.0 | 29 | 14800.0 | 33 | 9970.0 | 33 | 8980.0 | 27 | 7240.0 | 25 | 6180.0 | 26 | 5170.0 | 29 | 4140.0 | 31 | 2760.0 | 28 |
| 1963 | 38700.0 | 12 | 36500.0 | 11 | 27200.0 | 11 | 18300.0 | 14 | 14300.0 | 11 | 9330.0 | 14 | 6880.0 | 22 | 5510.0 | 26 | 3930.0 | 33 | 2340.0 | 34 |

HIGHEST MEAN DISCHARGE, IN CFS, AND RANKING, FOR THE FOLLOWING NUMBER OF CONSECUTIVE DAYS IN YEAR ENDING SEPTEMBER 30

| YEAR | 1 | | 3 | | 7 | | 15 | | 30 | | 60 | | 90 | | 120 | | 183 | | ANNUAL | |
|---|---|---|---|---|---|---|---|---|---|---|---|---|---|---|---|---|---|---|---|---|
| 1964 | 47100.0 | 5 | 44400.0 | 5 | 33300.0 | 5 | 20600.0 | 8 | 13500.0 | 12 | 11300.0 | 8 | 8310.0 | 11 | 6510.0 | 17 | 4670.0 | 26 | 2540.0 | 31 |
| 1965 | 18700.0 | 36 | 17200.0 | 37 | 12700.0 | 39 | 9510.0 | 35 | 7520.0 | 33 | 6270.0 | 30 | 5890.0 | 28 | 4860.0 | 33 | 3560.0 | 36 | 2090.0 | 37 |
| 1966 | 9280.0 | 42 | 8550.0 | 42 | 6450.0 | 43 | 4190.0 | 44 | 3110.0 | 44 | 2200.0 | 44 | 2310.0 | 43 | 2160.0 | 42 | 1850.0 | 42 | 1190.0 | 42 |
| 1967 | 35000.0 | 16 | 31400.0 | 18 | 25100.0 | 16 | 15000.0 | 22 | 9360.0 | 26 | 6150.0 | 31 | 5500.0 | 31 | 5470.0 | 27 | 5270.0 | 18 | 3000.0 | 24 |
| 1968 | 40100.0 | 10 | 32600.0 | 16 | 25500.0 | 13 | 15800.0 | 19 | 9490.0 | 25 | 6830.0 | 27 | 6070.0 | 27 | 6160.0 | 22 | 5660.0 | 13 | 3490.0 | 16 |
| 1969 | 38600.0 | 13 | 35500.0 | 13 | 26900.0 | 12 | 17900.0 | 15 | 13500.0 | 13 | 8940.0 | 21 | 6700.0 | 23 | 6340.0 | 20 | 4970.0 | 21 | 3410.0 | 17 |
| 1970 | 20400.0 | 35 | 18500.0 | 36 | 14800.0 | 34 | 10700.0 | 31 | 7040.0 | 37 | 5590.0 | 34 | 5480.0 | 32 | 5030.0 | 30 | 4400.0 | 29 | 2880.0 | 25 |
| 1971 | 26200.0 | 25 | 24900.0 | 24 | 19500.0 | 25 | 13900.0 | 25 | 9550.0 | 23 | 6640.0 | 28 | 4920.0 | 36 | 4290.0 | 36 | 3430.0 | 37 | 2160.0 | 36 |

STATISTICS ON NORMAL MONTHLY MEANS(ALL DAYS)

| OCT | NOV | DEC | JAN | FEB | MARCH | APRIL | MAY | JUNE | JULY | AUG | SEPT |
|---|---|---|---|---|---|---|---|---|---|---|---|

BY ROWS(MEAN,VARIANCE,STANDARD DEVIATION, SKEWNESS, COEFF. OF VARIATION,PERCENTAGE OF AVERAGE FLOW)

| | | | | | | | | | | | |
|---|---|---|---|---|---|---|---|---|---|---|---|
| 0.9245E+03 | 0.1567E+04 | 0.2518E+04 | 0.4476E+04 | 0.4421E+04 | 0.5201E+04 | 0.5678E+04 | 0.4036E+04 | 0.2805E+04 | 0.1864E+04 | 0.1054E+04 | 0.1017E+04 |
| 0.1046E+07 | 0.2560E+07 | 0.5932E+07 | 0.2787E+08 | 0.9136E+07 | 0.8640E+07 | 0.1116E+08 | 0.1014E+08 | 0.5414E+07 | 0.2745E+07 | 0.8163E+06 | 0.4316E+07 |
| 0.1023E+04 | 0.1600E+04 | 0.2436E+04 | 0.5279E+04 | 0.3023E+04 | 0.2939E+04 | 0.3341E+04 | 0.3185E+04 | 0.2327E+04 | 0.1657E+04 | 0.9035E+03 | 0.2078E+04 |
| 0.3726E+01 | 0.2175E+01 | 0.1390E+01 | 0.2198E+01 | 0.5846E+00 | 0.6956E+00 | 0.6363E+00 | 0.1748E+01 | 0.1935E+01 | 0.2191E+01 | 0.3745E+01 | 0.6436E+01 |
| 0.1106E+01 | 0.1021E+01 | 0.9671E+00 | 0.1180E+01 | 0.6837E+00 | 0.5652E+00 | 0.5884E+00 | 0.7892E+00 | 0.8296E+00 | 0.8888E+00 | 0.8569E+00 | 0.2042E+01 |
| 0.2600E+01 | 0.4405E+01 | 0.7082E+01 | 0.1259E+02 | 0.1243E+02 | 0.1462E+02 | 0.1597E+02 | 0.1135E+02 | 0.7887E+01 | 0.5242E+01 | 0.2965E+01 | 0.2861E+01 |

STATISTICS ON NORMAL ANNUAL MEANS(ALL DAYS)

| MEAN | VARIANCE | STANDARD DEVIATION | SKEWNESS | COEFF. OF VARIATION | SERIAL CORR |
|---|---|---|---|---|---|
| 0.2960E+04 | 0.1350E+07 | 0.1162E+04 | -0.9891E-01 | 0.3925E+00 | 0.3564E+00 |

STATISTICS ON LOG MONTHLY MEANS(ALL DAYS)

| OCT | NOV | DEC | JAN | FEB | MARCH | APRIL | MAY | JUNE | JULY | AUG | SEPT |
|---|---|---|---|---|---|---|---|---|---|---|---|

BY ROWS(MEAN,VARIANCE,STANDARD DEVIATION, SKEWNESS, COEFF. OF VARIATION,PERCENTAGE OF AVERAGE FLOW)

| | | | | | | | | | | | |
|---|---|---|---|---|---|---|---|---|---|---|---|
| 0.2834E+01 | 0.3024E+01 | 0.3199E+01 | 0.3402E+01 | 0.3507E+01 | 0.3637E+01 | 0.3669E+01 | 0.3493E+01 | 0.3332E+01 | 0.3144E+01 | 0.2927E+01 | 0.2776E+01 |
| 0.9285E-01 | 0.1422E+00 | 0.1906E+00 | 0.2324E+00 | 0.1558E+00 | 0.8254E-01 | 0.8622E-01 | 0.1021E+00 | 0.9692E-01 | 0.1066E+00 | 0.7916E-01 | 0.2611E+00 |
| 0.3047E+00 | 0.3771E+00 | 0.4366E+00 | 0.4821E+00 | 0.3948E+00 | 0.2873E+00 | 0.2936E+00 | 0.3196E+00 | 0.3113E+00 | 0.3265E+00 | 0.2814E+00 | 0.5110E+00 |
| 0.1046E+01 | 0.4560E+00 | 0.9623E-01 | 0.2988E-01 | -0.7009E+00 | -0.8388E+00 | -0.5064E+00 | -0.1363E+00 | 0.4151E+00 | 0.2948E+00 | 0.1649E+00 | -0.3133E+01 |
| 0.1075E+00 | 0.1247E+00 | 0.1365E+00 | 0.1417E+00 | 0.1126E+00 | 0.7900E-01 | 0.8004E-01 | 0.9148E-01 | 0.9343E-01 | 0.1038E+00 | 0.9611E-01 | 0.1841E+00 |
| 0.7278E+01 | 0.7766E+01 | 0.8214E+01 | 0.8736E+01 | 0.9005E+01 | 0.9338E+01 | 0.9420E+01 | 0.8970E+01 | 0.8556E+01 | 0.8073E+01 | 0.7517E+01 | 0.7128E+01 |

STATISTICS ON LOG ANNUAL MEANS(ALL DAYS)

| MEAN | VARIANCE | STANDARD DEVIATION | SKEWNESS | COEFF. OF VARIATION | SERIAL CORR |
|---|---|---|---|---|---|
| 0.3427E+01 | 0.4825E-01 | 0.2197E+00 | -0.1353E+01 | 0.6410E-01 | 0.2768E+00 |

ANNUAL PEAKS

| | | | |
|---|---|---|---|
| 1913 | 100000 | 1949 | 30900 |
| 1926 | 52400 | 1950 | 51400 |
| 1927 | 49700 | 1951 | 23900 |
| 1928 | 15800 | 1952 | 26400 |
| 1929 | 23200 | 1953 | 18800 |
| 1930 | 50600 | 1954 | 8650 |
| 1931 | 8420 | 1955 | 9880 |
| 1932 | 24400 | 1956 | 37400 |
| 1933 | 59400 | 1957 | 37700 |
| 1934 | 9260 | 1958 | 37000 |
| 1935 | 18600 | 1959 | 27000 |
| 1936 | 21200 | 1960 | 34000 |
| 1937 | 59400 | 1961 | 49500 |
| 1938 | 35400 | 1962 | 25000 |
| 1939 | 34800 | 1963 | 42200 |
| 1940 | 22700 | 1964 | 48900 |
| 1941 | 4750 | 1965 | 19600 |
| 1942 | 21700 | 1966 | 10200 |
| 1943 | 57000 | 1967 | 36100 |
| 1944 | 42900 | 1968 | 42000 |
| 1945 | 31900 | 1969 | 41900 |
| 1946 | 15400 | 1970 | 21000 |
| 1947 | 28000 | 1971 | 28400 |
| 1948 | 30800 | | |

03357350 Plum Creek near Bainbridge, Ind.

LOCATION.--Lat 39°45'42", long 86°43'46", in SW¼SE¼ sec.3, T.15 N., R.3 W., Putnam County, on right upstream wingwall of bridge on U.S. Highway 36, 0.5 mile (0.8 km) west of Groveland, and 4.5 miles (7.2 km) east of Bainbridge.

DRAINAGE AREA.--3.00 mi² (7.77 km²).

DURATION TABLE OF DAILY DISCHARGE FOR YEAR ENDING SEPTEMBER 30

| CLASS | 0 | 1 | 2 | 3 | 4 | 5 | 6 | 7 | 8 | 9 | 10 | 11 | 12 | 13 | 14 | 15 | 16 | 17 | 18 | 19 | 20 | 21 | 22 | 23 | 24 | 25 | 26 | 27 | 28 | 29 | 30 | 31 | 32 | 33 | 34 | CFS_DAYS |
|---|---|---|---|---|---|---|---|---|---|---|---|---|---|---|---|---|---|---|---|---|---|---|---|---|---|---|---|---|---|---|---|---|---|---|---|---|
| YEAR | NUMBER OF DAYS IN CLASS | | | | | | | | | | | | | | | | | | | | | | | | | | | | | | | | | | | |
| 1970 | 32 | 13 | 11 | 8 | 10 | 13 | 3 | 1 | 12 | 1 | 3 | 8 | 15 | 14 | 13 | 25 | 29 | 29 | 23 | 23 | 30 | 16 | 9 | 9 | 5 | 3 | 3 | 2 | 1 | 1 | | | | | | 1409.3 |
| 1971 | 7 | 1 | 4 | 11 | 15 | 15 | 12 | 3 | 16 | 19 | 27 | 22 | 36 | 32 | 30 | 19 | 16 | 17 | 14 | 13 | 10 | 8 | 3 | 2 | 2 | 3 | 2 | 2 | 1 | 1 | 2 | | | | | 1118.9 |
| 1972 | | 25 | 20 | 4 | 4 | 5 | 5 | 4 | 45 | 34 | 14 | 10 | 11 | 12 | 30 | 18 | 26 | 25 | 19 | 15 | 10 | 11 | 3 | 4 | 5 | 2 | 2 | | 2 | | | 1 | | | | 1045.5 |
| 1973 | | | | 1 | 3 | 5 | 2 | | 7 | 9 | 5 | 10 | 20 | 20 | 22 | 44 | 26 | 26 | 30 | 41 | 28 | 17 | 13 | 10 | 7 | 6 | 3 | 4 | 3 | 1 | 2 | | | | | 2083.7 |

| CLASS | CFS | TOTAL | ACCUM | PERCT | CLASS | CFS | TOTAL | ACCUM | PERCT | CLASS | CFS | TOTAL | ACCUM | PERCT | CLASS | CFS | TOTAL | ACCUM | PERCT |
|---|---|---|---|---|---|---|---|---|---|---|---|---|---|---|---|---|---|---|---|
| 0 | 0.00 | 39 | 1826 | 100.0 | 9 | 0.20 | 80 | 1428 | 78.2 | 18 | 3.0 | 117 | 580 | 31.8 | 27 | 38 | 12 | 31 | 1.6 |
| 1 | 0.01 | 35 | 1787 | 97.9 | 10 | 0.30 | 60 | 1348 | 73.8 | 19 | 3.9 | 118 | 463 | 25.4 | 28 | 51 | 10 | 19 | 1.0 |
| 2 | 0.02 | 39 | 1748 | 95.7 | 11 | 0.40 | 56 | 1288 | 70.5 | 20 | 5.2 | 104 | 345 | 18.9 | 29 | 67 | 3 | 9 | .4 |
| 3 | 0.03 | 47 | 1709 | 93.6 | 12 | 0.50 | 90 | 1232 | 67.5 | 21 | 6.9 | 72 | 241 | 13.2 | 30 | 90 | 5 | 6 | .3 |
| 4 | 0.04 | 39 | 1662 | 91.0 | 13 | 0.70 | 88 | 1142 | 62.5 | 22 | 9.2 | 40 | 169 | 9.3 | 31 | 120 | 1 | 1 | .0 |
| 5 | 0.05 | 47 | 1623 | 88.9 | 14 | 0.90 | 109 | 1054 | 57.7 | 23 | 12.0 | 35 | 129 | 7.1 | 32 | | | | |
| 6 | 0.07 | 27 | 1576 | 86.3 | 15 | 1.30 | 126 | 945 | 51.8 | 24 | 16.0 | 23 | 94 | 5.1 | 33 | | | | |
| 7 | 0.09 | 14 | 1549 | 84.8 | 16 | 1.70 | 114 | 819 | 44.9 | 25 | 22.0 | 23 | 71 | 3.9 | 34 | | | | |
| 8 | 0.10 | 107 | 1535 | 84.1 | 17 | 2.20 | 125 | 705 | 38.6 | 26 | 29.0 | 17 | 48 | 2.6 | | | | | |

LOWEST MEAN DISCHARGE, IN CFS, AND RANKING, FOR THE FOLLOWING NUMBER OF CONSECUTIVE DAYS IN YEAR ENDING MARCH 31

| YEAR | 1 | | 3 | | 7 | | 14 | | 30 | | 60 | | 90 | | 120 | | 183 | | ANNUAL | |
|---|---|---|---|---|---|---|---|---|---|---|---|---|---|---|---|---|---|---|---|---|
| 1971 | 0.00 | 1 | 0.00 | 1 | 0.00 | 1 | 0.00 | 1 | 0.00 | 1 | 0.01 | 1 | 0.03 | 1 | 0.04 | 1 | 0.25 | 1 | 3.26 | 2 |
| 1972 | 0.02 | 3 | 0.02 | 3 | 0.02 | 3 | 0.03 | 3 | 0.15 | 3 | 0.24 | 3 | 0.33 | 3 | 0.35 | 2 | 1.63 | 3 | 2.80 | 1 |
| 1973 | 0.01 | 2 | 0.01 | 2 | 0.01 | 2 | 0.02 | 2 | 0.06 | 2 | 0.14 | 2 | 0.21 | 2 | 0.93 | 3 | 1.41 | 2 | 4.74 | 3 |

HIGHEST MEAN DISCHARGE, IN CFS, AND RANKING, FOR THE FOLLOWING NUMBER OF CONSECUTIVE DAYS IN YEAR ENDING SEPTEMBER 30

| YEAR | 1 | | 3 | | 7 | | 15 | | 30 | | 60 | | 90 | | 120 | | 183 | | ANNUAL | |
|---|---|---|---|---|---|---|---|---|---|---|---|---|---|---|---|---|---|---|---|---|
| 1970 | 89.0 | 5 | 39.3 | 5 | 25.6 | 5 | 17.5 | 5 | 12.0 | 5 | 8.5 | 4 | 7.3 | 3 | 7.2 | 2 | 5.7 | 3 | 3.9 | 3 |
| 1971 | 119.0 | 3 | 50.3 | 4 | 37.9 | 1 | 21.7 | 3 | 16.4 | 1 | 10.2 | 2 | 7.0 | 4 | 6.2 | 4 | 5.5 | 4 | 3.1 | 4 |
| 1972 | 151.0 | 1 | 74.3 | 1 | 37.8 | 2 | 21.2 | 4 | 12.3 | 4 | 7.3 | 5 | 5.9 | 5 | 4.9 | 5 | 4.7 | 5 | 2.9 | 5 |
| 1973 | 119.0 | 2 | 66.7 | 2 | 32.5 | 4 | 21.9 | 2 | 13.3 | 3 | 10.1 | 3 | 8.4 | 2 | 7.2 | 3 | 7.6 | 2 | 5.7 | 1 |

STATISTICS ON NORMAL MONTHLY MEANS(ALL DAYS)

| OCT | NOV | DEC | JAN | FEB | MARCH | APRIL | MAY | JUNE | JULY | AUG | SEPT |
|---|---|---|---|---|---|---|---|---|---|---|---|
| BY ROWS(MEAN,VARIANCE,STANDARD DEVIATION, SKEWNESS, COEFF. OF VARIATION,PERCENTAGE OF AVERAGE FLOW) | | | | | | | | | | | |
| 0.9426E+00 | 0.4847E+01 | 0.6592E+01 | 0.2565E+01 | 0.7540E+01 | 0.5925E+01 | 0.5440E+01 | 0.1733E+01 | 0.4018E+01 | 0.5378E+01 | 0.1257E+01 | 0.6306E+00 |
| 0.1813E+01 | 0.5367E+02 | 0.2869E+02 | 0.2888E+01 | 0.6865E+02 | 0.1986E+02 | 0.1693E+02 | 0.2611E+01 | 0.6123E+01 | 0.2158E+02 | 0.2519E+01 | 0.1832E+00 |
| 0.1346E+01 | 0.7326E+01 | 0.5356E+01 | 0.1699E+01 | 0.8285E+01 | 0.4456E+01 | 0.4115E+01 | 0.1616E+01 | 0.2474E+01 | 0.4646E+01 | 0.1587E+01 | 0.4280E+00 |
| 0.1678E+01 | 0.1707E+01 | -0.6409E+00 | 0.1385E+00 | 0.1668E+01 | 0.1588E+01 | -0.1017E+01 | 0.1579E+01 | 0.1268E+00 | -0.1301E+01 | 0.1698E+01 | 0.8574E+00 |
| 0.1428E+01 | 0.1512E+01 | 0.8126E+00 | 0.6625E+00 | 0.1099E+01 | 0.7521E+00 | 0.7564E+00 | 0.9323E+00 | 0.6159E+00 | 0.8638E+00 | 0.1262E+01 | 0.6788E+00 |
| 0.2011E+01 | 0.1034E+02 | 0.1406E+02 | 0.5473E+01 | 0.1609E+02 | 0.1264E+02 | 0.1161E+02 | 0.3698E+01 | 0.8572E+01 | 0.1148E+02 | 0.2683E+01 | 0.1345E+01 |

STATISTICS ON NORMAL ANNUAL MEANS(ALL DAYS)

| MEAN | VARIANCE | STANDARD DEVIATION | SKEWNESS | COEFF. OF VARIATION | SERIAL CORR |
|---|---|---|---|---|---|
| 0.3877E+01 | 0.2528E+01 | 0.1590E+01 | 0.1698E+01 | 0.4101E+00 | -0.1000E+01 |

STATISTICS ON LOG MONTHLY MEANS(ALL DAYS)

BY ROWS(MEAN,VARIANCE,STANDARD DEVIATION, SKEWNESS, COEFF. OF VARIATION,PERCENTAGE OF AVERAGE FLOW)

| OCT | NOV | DEC | JAN | FEB | MARCH | APRIL | MAY | JUNE | JULY | AUG | SEPT |
|---|---|---|---|---|---|---|---|---|---|---|---|
| -0.4699E+00 | 0.1552E+00 | 0.6258E+00 | 0.3278E+00 | 0.6953E+00 | 0.6949E+00 | 0.5752E+00 | 0.1116E+00 | 0.5365E+00 | 0.3405E+00 | -0.1609E+00 | -0.2745E+00 |
| 0.6857E+00 | 0.8217E+00 | 0.3533E+00 | 0.1202E+00 | 0.2307E+00 | 0.9673E-01 | 0.2848E+00 | 0.1625E+00 | 0.9764E-01 | 0.9361E+00 | 0.3360E+00 | 0.1022E+00 |
| 0.8280E+00 | 0.9065E+00 | 0.5944E+00 | 0.3466E+00 | 0.4803E+00 | 0.3110E+00 | 0.5336E+00 | 0.4031E+00 | 0.3125E+00 | 0.9675E+00 | 0.5796E+00 | 0.3197E+00 |
| 0.4464E+00 | 0.6792E+00 | -0.1527E+01 | -0.8989E+00 | 0.1253E+01 | 0.1242E+01 | -0.1589E+01 | 0.1010E+01 | -0.8309E+00 | -0.1702E+01 | 0.1305E+01 | -0.1608E+00 |
| -0.1762E+01 | 0.5839E+01 | 0.9499E+00 | 0.1058E+01 | 0.6908E+00 | 0.4476E+00 | 0.9277E+00 | 0.3612E+01 | 0.5825E+00 | 0.2842E+01 | -0.3603E+01 | -0.1164E+01 |
| -0.1488E+02 | 0.4917E+01 | 0.1982E+02 | 0.1038E+02 | 0.2202E+02 | 0.2201E+02 | 0.1822E+02 | 0.3534E+01 | 0.1699E+02 | 0.1078E+02 | -0.5095E+01 | -0.8694E+01 |

STATISTICS ON LOG ANNUAL MEANS(ALL DAYS)

| MEAN | VARIANCE | STANDARD DEVIATION | SKEWNESS | COEFF. OF VARIATION | SERIAL CORR |
|---|---|---|---|---|---|
| 0.5663E+00 | 0.2738E-01 | 0.1655E+00 | 0.1665E+01 | 0.2922E+00 | -0.1000E+01 |

ANNUAL PEAKS

| | |
|---|---|
| 1970 | 235 |
| 1971 | 632 |
| 1972 | 384 |
| 1973 | 380 |

## 03357500 Big Walnut Creek near Reelsville, Ind.

LOCATION.--Lat 39°32'11", long 86°58'35", in NW¼SW¼ sec.28, T.13 N., R.5 W., Putnam County, on left bank at highway bridge, 1.5 miles (2.4 km) southwest of Reelsville, and 3 miles (4.8 km) upstream from Mill Creek.

DRAINAGE AREA.--326 mi² (844 km²).

### DURATION TABLE OF DAILY DISCHARGE FOR YEAR ENDING SEPTEMBER 30

| CLASS | 0 | 1 | 2 | 3 | 4 | 5 | 6 | 7 | 8 | 9 | 10 | 11 | 12 | 13 | 14 | 15 | 16 | 17 | 18 | 19 | 20 | 21 | 22 | 23 | 24 | 25 | 26 | 27 | 28 | 29 | 30 | 31 | 32 | 33 | 34 | |
|---|---|---|---|---|---|---|---|---|---|---|---|---|---|---|---|---|---|---|---|---|---|---|---|---|---|---|---|---|---|---|---|---|---|---|---|---|
| YEAR | NUMBER OF DAYS IN CLASS | | | | | | | | | | | | | | | | | | | | | | | | | | | | | | | | | | | CFS-DAYS |
| 1950 | | | | | | | | | | 3 | 9 | 5 | 38 | 25 | 18 | 22 | 29 | 22 | 23 | 22 | 23 | 16 | 28 | 24 | 17 | 12 | 5 | 4 | 7 | 8 | 2 | 1 | 1 | 1 | | 233499.0 |
| 1951 | | | | | | | | | | 1 | 7 | 9 | 16 | 11 | 8 | 27 | 28 | 33 | 46 | 36 | 38 | 26 | 24 | 19 | 13 | 8 | 6 | 4 | 2 | 3 | | | | | | 155218.0 |
| 1952 | | | | | | | | | | 3 | 14 | 15 | 22 | 22 | 19 | 12 | 24 | 29 | 54 | 25 | 25 | 24 | 21 | 14 | 15 | 10 | 6 | 2 | 4 | 4 | | 2 | | | | 165978.0 |
| 1953 | | | | | | | | | 2 | 29 | 9 | 23 | 32 | 29 | 32 | 30 | 29 | 18 | 32 | 29 | 23 | 14 | 14 | 10 | 3 | 4 | 1 | 1 | | 1 | | | | | | 78194.0 |
| 1954 | | 1 | 1 | 1 | 14 | 5 | 4 | 9 | 49 | 64 | 33 | 26 | 12 | 14 | 23 | 23 | 23 | 20 | 11 | 13 | 7 | 8 | 1 | 2 | 1 | | | | | | | | | | | 27743.8 |
| 1955 | | | | | 2 | 6 | 2 | 22 | 9 | 32 | 42 | 17 | 14 | 15 | 16 | 21 | 23 | 28 | 23 | 27 | 27 | 13 | 12 | 6 | 5 | 1 | 1 | 1 | | | | | | | | 62039.4 |
| 1956 | | | | | | | | | | 9 | 12 | 14 | 29 | 27 | 18 | 35 | 25 | 31 | 28 | 33 | 38 | 19 | 18 | 9 | 7 | 4 | 3 | 3 | 2 | 1 | 1 | | | | | 111722.0 |
| 1957 | | | | | | | | 4 | 15 | 6 | 14 | 11 | 12 | 22 | 9 | 18 | 20 | 24 | 40 | 37 | 28 | 16 | 27 | 18 | 12 | 8 | 5 | 7 | 3 | 3 | 1 | 2 | 1 | | 2 | 215726.8 |
| 1958 | | | | | | | | | | | 9 | 6 | 2 | 3 | 11 | 32 | 38 | 54 | 63 | 46 | 30 | 17 | 12 | 13 | 11 | 5 | 4 | 1 | 2 | 2 | 2 | 1 | 1 | | | 154853.0 |
| 1959 | | | | | | | | | 4 | 10 | 5 | 14 | 5 | 32 | 39 | 39 | 34 | 12 | 29 | 21 | 29 | 30 | 20 | 21 | 10 | 3 | | 2 | | 3 | | 2 | 1 | | | 138399.0 |
| 1960 | | | | | | | | | | 19 | 13 | 18 | 17 | 11 | 30 | 22 | 20 | 33 | 54 | 43 | 35 | 16 | 14 | 8 | 7 | 1 | 1 | 1 | 1 | | | 2 | | | | 101949.0 |
| 1961 | | | | | | | | | 9 | 51 | 20 | 48 | 29 | 32 | 21 | 27 | 23 | 11 | 15 | 14 | 9 | 12 | 11 | 11 | 9 | 6 | | 2 | | 1 | 1 | 1 | 1 | 1 | | 110878.0 |
| 1962 | | | | | | | | | | | | | 22 | 20 | 36 | 31 | 33 | 39 | 43 | 41 | 38 | 15 | 13 | 13 | 6 | 4 | 3 | 1 | 1 | | 4 | | 2 | | | 140585.0 |
| 1963 | | | | | | | | 1 | 6 | 14 | 10 | 21 | 37 | 63 | 58 | 26 | 19 | 13 | 25 | 11 | 11 | 11 | 8 | 11 | 12 | 1 | 3 | 1 | 1 | | | 1 | | 1 | | 93522.5 |
| 1964 | | | | 3 | 3 | 21 | 28 | 28 | 48 | 21 | 13 | 10 | 5 | 27 | 29 | 25 | 11 | 8 | 12 | 11 | 11 | 17 | 6 | 9 | 4 | 6 | 5 | | | 1 | 3 | | 1 | | | 92678.5 |
| 1965 | | | | | 8 | 20 | 16 | 15 | 8 | 16 | 22 | 24 | 29 | 13 | 22 | 19 | 27 | 16 | 18 | 24 | 21 | 12 | 12 | 6 | 8 | 6 | 1 | 1 | | 1 | | | | | | 72600.9 |
| 1966 | | | | | 3 | 10 | 10 | 13 | 18 | 17 | 12 | 60 | 34 | 33 | 21 | 33 | 23 | 29 | 20 | 10 | 4 | 6 | 4 | 2 | 2 | 1 | | | | | | | | | | 35085.3 |
| 1967 | | | | | | | 3 | 31 | 22 | 23 | 14 | 20 | 14 | 9 | 11 | 22 | 20 | 25 | 33 | 22 | 28 | 18 | 19 | 11 | 10 | 2 | 3 | 1 | 1 | 3 | | | | | | 100256.3 |
| 1968 | | | | | | | 1 | 4 | | 7 | 15 | 19 | 13 | 39 | 37 | 23 | 35 | 30 | 17 | 18 | 19 | 22 | 20 | 15 | 13 | 3 | 4 | 4 | 2 | 2 | 2 | 1 | | 1 | | 148093.9 |
| 1969 | | | | | | | | | | 4 | 24 | 13 | 16 | 11 | 6 | 25 | 39 | 38 | 56 | 39 | 28 | 14 | 10 | 19 | 6 | 4 | 4 | 3 | 1 | 2 | 2 | 1 | | | | 135223.0 |
| 1970 | | | | | | | | | 6 | 10 | 16 | 11 | 21 | 15 | 31 | 17 | 17 | 17 | 34 | 42 | 41 | 22 | 22 | 14 | 14 | 4 | 4 | 4 | 1 | 2 | | | | | | 129028.0 |
| 1971 | | | | | | | | | | 6 | 2 | 7 | 25 | 21 | 55 | 52 | 30 | 36 | 36 | 20 | 19 | 23 | 8 | 9 | 4 | 3 | 3 | 2 | 2 | 1 | 1 | | | | | 97907.0 |
| 1972 | | | | | | | | | | 6 | 9 | 11 | 48 | 45 | 16 | 11 | 24 | 37 | 30 | 29 | 24 | 24 | 19 | 12 | 7 | 4 | 5 | 1 | 3 | | 1 | | | | | 109981.0 |
| 1973 | | | | | | | | | | | | | | 12 | 16 | 13 | 21 | 33 | 36 | 40 | 29 | 41 | 42 | 25 | 25 | 7 | 13 | 4 | 6 | 1 | | 1 | | | | 206535.0 |

| CLASS | CFS | TOTAL | ACCUM | PERCT | CLASS | CFS | TOTAL | ACCUM | PERCT | CLASS | CFS | TOTAL | ACCUM | PERCT | CLASS | CFS | TOTAL | ACCUM | PERCT |
|---|---|---|---|---|---|---|---|---|---|---|---|---|---|---|---|---|---|---|---|
| 0 | 0.00 | 0 | 8766 | 100.0 | 9 | 13.00 | 351 | 8281 | 94.5 | 18 | 170.0 | 778 | 3723 | 42.5 | 27 | 2200 | 50 | 177 | 2.0 |
| 1 | 1.30 | 1 | 8766 | 100.0 | 10 | 18.00 | 324 | 7930 | 90.5 | 19 | 230.0 | 653 | 2945 | 33.6 | 28 | 2900 | 39 | 127 | 1.4 |
| 2 | 1.90 | 1 | 8765 | 100.0 | 11 | 24.00 | 402 | 7606 | 86.8 | 20 | 300.0 | 585 | 2292 | 26.1 | 29 | 3900 | 39 | 88 | 1.0 |
| 3 | 2.50 | 4 | 8764 | 100.0 | 12 | 32.00 | 492 | 7204 | 82.2 | 21 | 400.0 | 436 | 1707 | 19.5 | 30 | 5200 | 20 | 49 | .5 |
| 4 | 3.30 | 30 | 8760 | 99.9 | 13 | 42.00 | 551 | 6712 | 76.6 | 22 | 530.0 | 385 | 1271 | 14.5 | 31 | 6800 | 15 | 29 | .3 |
| 5 | 4.30 | 62 | 8730 | 99.6 | 14 | 56.00 | 582 | 6161 | 70.3 | 23 | 710.0 | 301 | 886 | 10.1 | 32 | 9100 | 8 | 14 | .1 |
| 6 | 5.80 | 64 | 8668 | 98.9 | 15 | 74.00 | 605 | 5579 | 63.6 | 24 | 940.0 | 221 | 585 | 6.7 | 33 | 12000 | 4 | 6 | |
| 7 | 7.60 | 127 | 8604 | 98.2 | 16 | 98.00 | 615 | 4974 | 56.7 | 25 | 1300.0 | 107 | 364 | 4.2 | 34 | 16000 | 2 | 2 | |
| 8 | 10.00 | 196 | 8477 | 96.7 | 17 | 130.00 | 636 | 4359 | 49.7 | 26 | 1700.0 | 80 | 257 | 2.9 | | | | | |

### LOWEST MEAN DISCHARGE, IN CFS, AND RANKING, FOR THE FOLLOWING NUMBER OF CONSECUTIVE DAYS IN YEAR ENDING MARCH 31

| YEAR | 1 | | 3 | | 7 | | 14 | | 30 | | 60 | | 90 | | 120 | | 183 | | ANNUAL | |
|---|---|---|---|---|---|---|---|---|---|---|---|---|---|---|---|---|---|---|---|---|
| 1951 | 19.00 | 18 | 20.30 | 19 | 21.10 | 19 | 27.60 | 18 | 32.10 | 19 | 98.10 | 23 | 188.00 | 23 | 182.00 | 23 | 265.00 | 22 | 471.00 | 20 |
| 1952 | 17.00 | 14 | 17.00 | 14 | 20.60 | 18 | 26.10 | 17 | 28.70 | 16 | 32.10 | 14 | 48.70 | 16 | 86.30 | 18 | 162.00 | 19 | 399.00 | 17 |
| 1953 | 18.00 | 17 | 19.30 | 17 | 19.90 | 16 | 29.00 | 19 | 31.80 | 18 | 43.50 | 17 | 42.60 | 12 | 46.30 | 12 | 53.10 | 8 | 303.00 | 13 |
| 1954 | 10.00 | 10 | 10.00 | 8 | 10.00 | 8 | 10.00 | 7 | 11.40 | 7 | 13.10 | 5 | 14.20 | 5 | 17.00 | 5 | 28.60 | 6 | 133.00 | 1 |
| 1955 | 1.40 | 1 | 2.10 | 1 | 3.00 | 1 | 3.70 | 1 | 4.50 | 1 | 6.60 | 2 | 9.70 | 2 | 15.90 | 4 | 17.80 | 2 | 137.00 | 2 |
| 1956 | 7.80 | 6 | 7.90 | 6 | 8.00 | 5 | 8.20 | 5 | 9.30 | 5 | 19.00 | 9 | 47.40 | 15 | 70.10 | 16 | 100.00 | 15 | 225.00 | 6 |
| 1957 | 8.60 | 7 | 8.70 | 7 | 9.50 | 7 | 10.30 | 8 | 11.90 | 8 | 17.40 | 8 | 21.50 | 7 | 29.40 | 7 | 84.30 | 12 | 269.00 | 11 |
| 1958 | 20.00 | 19 | 20.00 | 18 | 20.40 | 17 | 22.40 | 16 | 31.50 | 17 | 53.30 | 19 | 86.60 | 20 | 115.00 | 20 | 421.00 | 23 | 706.00 | 23 |
| 1959 | 50.00 | 23 | 52.70 | 23 | 55.70 | 23 | 56.40 | 23 | 60.20 | 23 | 88.30 | 21 | 105.00 | 21 | 157.00 | 21 | 253.00 | 21 | 483.00 | 21 |
| 1960 | 10.00 | 8 | 11.00 | 10 | 12.30 | 11 | 14.00 | 11 | 17.60 | 11 | 31.30 | 13 | 43.50 | 13 | 56.70 | 14 | 76.10 | 11 | 236.00 | 8 |
| 1961 | 11.00 | 11 | 11.70 | 11 | 11.90 | 9 | 12.40 | 9 | 13.20 | 9 | 15.60 | 7 | 18.90 | 6 | 22.00 | 6 | 27.40 | 4 | 228.00 | 7 |
| 1962 | 13.00 | 12 | 13.30 | 12 | 14.10 | 12 | 14.90 | 12 | 25.20 | 14 | 40.30 | 15 | 46.90 | 14 | 58.20 | 15 | 84.70 | 13 | 447.00 | 19 |
| 1963 | 34.00 | 22 | 34.30 | 22 | 35.70 | 22 | 42.40 | 22 | 44.60 | 21 | 62.50 | 20 | 73.90 | 19 | 76.80 | 17 | 127.00 | 17 | 322.00 | 14 |
| 1964 | 4.40 | 4 | 4.80 | 4 | 5.20 | 4 | 6.00 | 4 | 7.50 | 4 | 9.30 | 4 | 10.30 | 4 | 10.90 | 2 | 28.60 | 5 | 187.00 | 4 |
| 1965 | 3.20 | 2 | 3.20 | 2 | 3.70 | 2 | 4.20 | 2 | 4.70 | 2 | 5.00 | 1 | 6.40 | 1 | 9.70 | 1 | 17.70 | 1 | 241.00 | 9 |
| 1966 | 17.00 | 15 | 17.00 | 15 | 18.60 | 15 | 20.90 | 15 | 22.00 | 13 | 28.70 | 12 | 34.60 | 11 | 35.80 | 9 | 49.60 | 7 | 165.00 | 3 |
| 1967 | 4.20 | 3 | 4.40 | 3 | 4.70 | 3 | 5.50 | 3 | 6.30 | 3 | 9.00 | 3 | 10.10 | 3 | 12.00 | 3 | 23.70 | 3 | 209.00 | 5 |
| 1968 | 7.30 | 5 | 7.70 | 5 | 8.20 | 6 | 9.40 | 6 | 10.30 | 6 | 15.20 | 6 | 30.10 | 9 | 41.60 | 11 | 60.80 | 10 | 329.00 | 15 |
| 1969 | 17.00 | 16 | 17.30 | 16 | 17.70 | 14 | 18.30 | 13 | 19.90 | 12 | 23.30 | 11 | 29.20 | 8 | 41.00 | 10 | 89.60 | 14 | 424.00 | 18 |
| 1970 | 28.00 | 21 | 29.00 | 21 | 30.40 | 21 | 34.50 | 20 | 45.10 | 22 | 96.50 | 22 | 160.00 | 22 | 162.00 | 22 | 213.00 | 20 | 353.00 | 16 |
| 1971 | 10.00 | 9 | 10.30 | 9 | 12.00 | 10 | 13.60 | 10 | 17.00 | 10 | 22.70 | 10 | 31.20 | 10 | 35.30 | 8 | 56.50 | 9 | 300.00 | 12 |
| 1972 | 27.00 | 20 | 28.30 | 20 | 30.30 | 20 | 38.20 | 21 | 41.10 | 20 | 44.60 | 18 | 51.70 | 17 | 56.60 | 13 | 122.00 | 16 | 256.00 | 10 |
| 1973 | 13.00 | 13 | 13.30 | 13 | 16.00 | 13 | 20.70 | 14 | 25.70 | 15 | 42.40 | 16 | 54.00 | 18 | 100.00 | 19 | 145.00 | 18 | 509.00 | 22 |

HIGHEST MEAN DISCHARGE, IN CFS, AND RANKING, FOR THE FOLLOWING NUMBER OF CONSECUTIVE DAYS IN YEAR ENDING SEPTEMBER 30

| YEAR | 1 | | 3 | | 7 | | 15 | | 30 | | 60 | | 90 | | 120 | | 183 | | ANNUAL | |
|---|---|---|---|---|---|---|---|---|---|---|---|---|---|---|---|---|---|---|---|---|
| 1950 | 14500.0 | 2 | 9730.0 | 2 | 5240.0 | 2 | 4550.0 | 1 | 3060.0 | 1 | 2210.0 | 1 | 1720.0 | 1 | 1460.0 | 1 | 1060.0 | 2 | 640.0 | 1 |
| 1951 | 4540.0 | 19 | 2880.0 | 19 | 2110.0 | 18 | 1650.0 | 14 | 1060.0 | 15 | 845.0 | 14 | 794.0 | 11 | 772.0 | 8 | 668.0 | 6 | 425.0 | 5 |
| 1952 | 8140.0 | 12 | 4740.0 | 12 | 2780.0 | 11 | 1780.0 | 12 | 1350.0 | 9 | 1010.0 | 10 | 995.0 | 5 | 885.0 | 4 | 749.0 | 4 | 453.0 | 4 |
| 1953 | 5150.0 | 17 | 2930.0 | 18 | 1740.0 | 20 | 1110.0 | 20 | 905.0 | 18 | 629.0 | 18 | 543.0 | 19 | 459.0 | 20 | 374.0 | 20 | 214.0 | 20 |
| 1954 | 1080.0 | 24 | 786.0 | 24 | 550.0 | 24 | 465.0 | 23 | 351.0 | 23 | 263.0 | 23 | 214.0 | 23 | 183.0 | 24 | 137.0 | 24 | 76.0 | 24 |
| 1955 | 2240.0 | 22 | 1380.0 | 22 | 945.0 | 22 | 632.0 | 22 | 500.0 | 22 | 456.0 | 22 | 389.0 | 22 | 361.0 | 22 | 297.0 | 22 | 170.0 | 22 |
| 1956 | 6110.0 | 14 | 4060.0 | 14 | 2180.0 | 17 | 1470.0 | 15 | 975.0 | 17 | 744.0 | 15 | 617.0 | 15 | 598.0 | 15 | 508.0 | 14 | 305.0 | 12 |
| 1957 | 18600.0 | 1 | 13900.0 | 1 | 6670.0 | 1 | 3730.0 | 2 | 2370.0 | 2 | 1940.0 | 2 | 1690.0 | 2 | 1410.0 | 2 | 1070.0 | 1 | 591.0 | 2 |
| 1958 | 11500.0 | 6 | 7250.0 | 6 | 4160.0 | 6 | 2830.0 | 4 | 1620.0 | 7 | 1050.0 | 8 | 792.0 | 12 | 631.0 | 14 | 525.0 | 12 | 424.0 | 6 |
| 1959 | 10800.0 | 7 | 7590.0 | 5 | 4420.0 | 3 | 2340.0 | 7 | 1970.0 | 4 | 1360.0 | 3 | 1080.0 | 3 | 891.0 | 3 | 662.0 | 7 | 379.0 | 9 |
| 1960 | 8630.0 | 11 | 5560.0 | 10 | 2750.0 | 13 | 1430.0 | 17 | 814.0 | 19 | 563.0 | 21 | 484.0 | 21 | 442.0 | 21 | 457.0 | 17 | 279.0 | 15 |
| 1961 | 13300.0 | 3 | 8590.0 | 3 | 4270.0 | 4 | 3140.0 | 3 | 2020.0 | 3 | 1340.0 | 4 | 1050.0 | 4 | 832.0 | 5 | 569.0 | 10 | 304.0 | 13 |
| 1962 | 10100.0 | 8 | 5410.0 | 11 | 2860.0 | 10 | 1710.0 | 13 | 1250.0 | 13 | 1010.0 | 11 | 830.0 | 9 | 697.0 | 10 | 585.0 | 9 | 385.0 | 8 |
| 1963 | 13000.0 | 4 | 8380.0 | 4 | 4250.0 | 5 | 2560.0 | 5 | 1740.0 | 6 | 1140.0 | 7 | 824.0 | 10 | 640.0 | 12 | 445.0 | 19 | 256.0 | 18 |
| 1964 | 9300.0 | 9 | 6780.0 | 8 | 3810.0 | 8 | 2270.0 | 8 | 1450.0 | 8 | 1260.0 | 5 | 915.0 | 6 | 708.0 | 9 | 493.0 | 16 | 253.0 | 19 |
| 1965 | 4570.0 | 18 | 2400.0 | 21 | 1410.0 | 21 | 977.0 | 21 | 781.0 | 20 | 600.0 | 19 | 575.0 | 17 | 485.0 | 19 | 362.0 | 21 | 199.0 | 21 |
| 1966 | 1380.0 | 23 | 1060.0 | 23 | 625.0 | 23 | 416.0 | 24 | 289.0 | 24 | 203.0 | 24 | 212.0 | 24 | 193.0 | 23 | 167.0 | 23 | 96.1 | 23 |
| 1967 | 4460.0 | 20 | 3990.0 | 16 | 2400.0 | 15 | 1340.0 | 19 | 775.0 | 21 | 594.0 | 20 | 540.0 | 20 | 511.0 | 17 | 494.0 | 15 | 275.0 | 16 |
| 1968 | 12200.0 | 5 | 6880.0 | 7 | 3790.0 | 9 | 2230.0 | 9 | 1270.0 | 12 | 969.0 | 12 | 758.0 | 13 | 695.0 | 11 | 712.0 | 5 | 405.0 | 7 |
| 1969 | 9070.0 | 10 | 6710.0 | 9 | 3920.0 | 7 | 2530.0 | 6 | 1810.0 | 5 | 1170.0 | 6 | 859.0 | 7 | 809.0 | 6 | 607.0 | 8 | 370.0 | 10 |
| 1970 | 4340.0 | 21 | 2700.0 | 20 | 1980.0 | 19 | 1370.0 | 18 | 982.0 | 16 | 697.0 | 16 | 649.0 | 14 | 631.0 | 13 | 528.0 | 11 | 354.0 | 11 |
| 1971 | 6100.0 | 15 | 3680.0 | 17 | 2760.0 | 12 | 1810.0 | 11 | 1330.0 | 11 | 864.0 | 13 | 615.0 | 16 | 550.0 | 16 | 449.0 | 18 | 268.0 | 17 |
| 1972 | 6090.0 | 16 | 4060.0 | 15 | 2340.0 | 16 | 1460.0 | 16 | 1060.0 | 14 | 673.0 | 17 | 552.0 | 18 | 496.0 | 18 | 516.0 | 13 | 300.0 | 14 |
| 1973 | 6910.0 | 13 | 4620.0 | 13 | 2570.0 | 14 | 1890.0 | 10 | 1340.0 | 10 | 1020.0 | 9 | 849.0 | 8 | 782.0 | 7 | 828.0 | 3 | 566.0 | 3 |

STATISTICS ON NORMAL MONTHLY MEANS(ALL DAYS)

| OCT | NOV | DEC | JAN | FEB | MARCH | APRIL | MAY | JUNE | JULY | AUG | SEPT |
|---|---|---|---|---|---|---|---|---|---|---|---|
| BY ROWS(MEAN,VARIANCE,STANDARD DEVIATION, SKEWNESS, COEFF. OF VARIATION,PERCENTAGE OF AVERAGE FLOW) | | | | | | | | | | | |
| 0.7243E+02 | 0.1955E+03 | 0.3547E+03 | 0.5083E+03 | 0.5172E+03 | 0.5994E+03 | 0.6159E+03 | 0.4119E+03 | 0.3620E+03 | 0.1977E+03 | 0.8669E+02 | 0.8654E+02 |
| 0.7678E+04 | 0.8354E+05 | 0.1584E+06 | 0.3883E+06 | 0.1586E+06 | 0.1463E+06 | 0.1310E+06 | 0.1121E+06 | 0.2070E+06 | 0.3141E+05 | 0.1265E+05 | 0.2721E+05 |
| 0.8762E+02 | 0.2890E+03 | 0.3980E+03 | 0.6232E+03 | 0.3983E+03 | 0.3825E+03 | 0.3619E+03 | 0.3347E+03 | 0.4550E+03 | 0.1772E+03 | 0.1125E+03 | 0.1650E+03 |
| 0.2849E+01 | 0.2624E+01 | 0.1481E+01 | 0.2884E+01 | 0.8862E+00 | 0.9622E+00 | 0.9254E+00 | 0.1995E+01 | 0.3066E+01 | 0.9797E+00 | 0.3751E+01 | 0.3731E+01 |
| 0.1210E+01 | 0.1479E+01 | 0.1122E+01 | 0.1226E+01 | 0.7701E+00 | 0.6382E+00 | 0.5876E+00 | 0.8127E+00 | 0.1257E+01 | 0.8964E+00 | 0.1298E+01 | 0.1906E+01 |
| 0.1807E+01 | 0.4877E+01 | 0.8850E+01 | 0.1268E+02 | 0.1290E+02 | 0.1495E+02 | 0.1536E+02 | 0.1028E+02 | 0.9031E+01 | 0.4933E+01 | 0.2163E+01 | 0.2159E+01 |

STATISTICS ON NORMAL ANNUAL MEANS(ALL DAYS)

| MEAN | VARIANCE | STANDARD DEVIATION | SKEWNESS | COEFF. OF VARIATION | SERIAL CORR |
|---|---|---|---|---|---|
| 0.3328E+03 | 0.2019E+05 | 0.1421E+03 | 0.3718E+00 | 0.4269E+00 | 0.4345E+00 |

STATISTICS ON LOG MONTHLY MEANS(ALL DAYS)

| OCT | NOV | DEC | JAN | FEB | MARCH | APRIL | MAY | JUNE | JULY | AUG | SEPT |
|---|---|---|---|---|---|---|---|---|---|---|---|
| BY ROWS(MEAN,VARIANCE,STANDARD DEVIATION, SKEWNESS, COEFF. OF VARIATION,PERCENTAGE OF AVERAGE FLOW) | | | | | | | | | | | |
| 0.1628E+01 | 0.1946E+01 | 0.2226E+01 | 0.2471E+01 | 0.2562E+01 | 0.2691E+01 | 0.2714E+01 | 0.2520E+01 | 0.2350E+01 | 0.2109E+01 | 0.1751E+01 | 0.1576E+01 |
| 0.2217E+00 | 0.3075E+00 | 0.3679E+00 | 0.2214E+00 | 0.1626E+00 | 0.8227E-01 | 0.7343E-01 | 0.7380E-01 | 0.1727E+00 | 0.1857E+00 | 0.1566E+00 | 0.2774E+00 |
| 0.4709E+00 | 0.5545E+00 | 0.6065E+00 | 0.4705E+00 | 0.4032E+00 | 0.2868E+00 | 0.2710E+00 | 0.2717E+00 | 0.4155E+00 | 0.4310E+00 | 0.3957E+00 | 0.5267E+00 |
| -0.6305E-01 | 0.3724E+00 | -0.2861E+00 | 0.1954E-01 | -0.4395E+00 | -0.7161E-01 | -0.2794E+00 | 0.9607E+00 | 0.4660E+00 | -0.1289E-01 | 0.1656E+00 | 0.5526E+00 |
| 0.2892E+00 | 0.2850E+00 | 0.2725E+00 | 0.1904E+00 | 0.1574E+00 | 0.1066E+00 | 0.9984E-01 | 0.1078E+00 | 0.1769E+00 | 0.2044E+00 | 0.2260E+00 | 0.3341E+00 |
| 0.6133E+01 | 0.7330E+01 | 0.8386E+01 | 0.9309E+01 | 0.9654E+01 | 0.1014E+02 | 0.1023E+02 | 0.9493E+01 | 0.8852E+01 | 0.7944E+01 | 0.6596E+01 | 0.5939E+01 |

STATISTICS ON LOG ANNUAL MEANS(ALL DAYS)

| MEAN | VARIANCE | STANDARD DEVIATION | SKEWNESS | COEFF. OF VARIATION | SERIAL CORR |
|---|---|---|---|---|---|
| 0.2476E+01 | 0.4914E-01 | 0.2217E+00 | -0.1104E+01 | 0.8952E-01 | 0.4507E+00 |

ANNUAL PEAKS

| | | | |
|---|---|---|---|
| 1950 | 15500 | 1962 | 13400 |
| 1951 | 6040 | 1963 | 19800 |
| 1952 | 15700 | 1964 | 10900 |
| 1953 | 8500 | 1965 | 6600 |
| 1954 | 1250 | 1966 | 1820 |
| 1955 | 3030 | 1967 | 6120 |
| 1956 | 9300 | 1968 | 15800 |
| 1957 | 30700 | 1969 | 10300 |
| 1958 | 13800 | 1970 | 6340 |
| 1959 | 14200 | 1971 | 8050 |
| 1960 | 16000 | 1972 | 6650 |
| 1961 | 18400 | 1973 | 7970 |

## 03358000 Mill Creek near Cataract, Ind.

LOCATION.--Lat 39°26'00", long 86°45'48", in NE¼SE¼ sec.32, T.12 N., R.3 W., Owen County, on right bank at downstream side of bridge on State Highway 43, and 3 miles (4.8 km) east of Cataract.

DRAINAGE AREA.--245 mi² (635 km²).

### DURATION TABLE OF DAILY DISCHARGE FOR YEAR ENDING SEPTEMBER 30

| CLASS | 0 | 1 | 2 | 3 | 4 | 5 | 6 | 7 | 8 | 9 | 10 | 11 | 12 | 13 | 14 | 15 | 16 | 17 | 18 | 19 | 20 | 21 | 22 | 23 | 24 | 25 | 26 | 27 | 28 | 29 | 30 | 31 | 32 | 33 | 34 | |
|---|---|---|---|---|---|---|---|---|---|---|---|---|---|---|---|---|---|---|---|---|---|---|---|---|---|---|---|---|---|---|---|---|---|---|---|---|
| YEAR | NUMBER OF DAYS IN CLASS | | | | | | | | | | | | | | | | | | | | | | | | | | | | | | | | | | | CFS-DAYS |
| 1950 | | | | | | | | | | | | 6 | 15 | 8 | 28 | 33 | 32 | 28 | 18 | 21 | 24 | 26 | 28 | 31 | 14 | 10 | 7 | 7 | 10 | 8 | 6 | 4 | 1 | | | 163426.3 |
| 1951 | | | | | | | | | | | | | 7 | 23 | 11 | 23 | 25 | 29 | 21 | 34 | 35 | 42 | 29 | 29 | 10 | 12 | 14 | 11 | 2 | 5 | 3 | | | | | 108798.0 |
| 1952 | | | | | | | | | | | | 2 | 20 | 49 | 9 | 3 | 14 | 25 | 19 | 24 | 22 | 37 | 35 | 28 | 18 | 18 | 10 | 12 | 11 | 3 | 5 | 2 | | | | 145859.6 |
| 1953 | | | | | | | | 5 | 3 | 5 | 5 | 27 | 37 | 17 | 16 | 14 | 30 | 23 | 21 | 28 | 23 | 29 | 31 | 19 | 12 | 8 | 4 | 4 | 2 | | 2 | | | | | 64444.7 |
| 1954 | | 2 | 8 | 5 | 6 | 2 | 1 | 3 | 6 | 15 | 37 | 62 | 50 | 15 | 22 | 20 | 18 | 26 | 17 | 19 | 7 | 14 | 5 | 2 | 2 | 1 | | | | | | | | | | 13600.9 |
| 1955 | | | | | | 1 | 4 | 1 | 1 | 9 | 19 | 66 | 23 | 9 | 18 | 15 | 22 | 22 | 24 | 27 | 26 | 22 | 19 | 10 | 10 | 3 | 6 | 5 | 2 | 1 | | | | | | 49383.2 |
| 1956 | | | | | | | | | | | 11 | 6 | 13 | 10 | 14 | 25 | 19 | 23 | 38 | 46 | 32 | 25 | 25 | 25 | 17 | 8 | 6 | 9 | 5 | 5 | 2 | 2 | | | | 107165.1 |
| 1957 | | | | | | | | | 1 | 2 | 21 | 19 | 14 | 16 | 19 | 16 | 16 | 21 | 20 | 29 | 39 | 26 | 31 | 20 | 14 | 4 | 10 | 6 | 8 | 7 | 2 | 4 | | | | 126930.2 |
| 1958 | | | | | | | | | | | | | 12 | 3 | 4 | 8 | 22 | 25 | 68 | 59 | 37 | 35 | 22 | 22 | 8 | 13 | 10 | 2 | 8 | 2 | 3 | 2 | | | | 107239.2 |
| 1959 | | | | | | | | | | | | 6 | 8 | 14 | 26 | 12 | 18 | 60 | 27 | 22 | 32 | 41 | 21 | 22 | 17 | 15 | 8 | 5 | 7 | 1 | 2 | 1 | | | | 98794.9 |
| 1960 | | | | | | | | | | | | | 22 | 17 | 15 | 11 | 21 | 20 | 61 | 49 | 38 | 31 | 23 | 21 | 14 | 5 | 4 | 7 | 3 | 1 | | 1 | 1 | 1 | | 91875.2 |
| 1961 | | | | | | | | | | | 8 | 33 | 22 | 22 | 49 | 49 | 26 | 18 | 21 | 23 | 14 | 16 | 10 | 10 | 11 | 9 | 5 | 5 | 6 | 2 | 2 | 3 | | 1 | | 96066.7 |
| 1962 | | | | | | | | | | | | | 2 | 22 | 33 | 24 | 14 | 18 | 36 | 49 | 35 | 34 | 27 | 21 | 12 | 10 | 7 | 4 | 6 | 5 | 4 | 2 | | | | 112483.3 |
| 1963 | | | | | | | | | | 2 | 13 | 18 | 21 | 9 | 20 | 32 | 76 | 52 | 33 | 24 | 12 | 7 | 9 | 13 | 7 | 4 | 4 | | 3 | 3 | 1 | | 2 | | | 65597.5 |
| 1964 | | | | | | | 5 | 8 | 14 | 21 | 41 | 45 | 27 | 12 | 20 | 24 | 22 | 25 | 17 | 17 | 12 | 16 | 7 | 5 | 6 | 5 | 2 | 5 | 3 | 2 | 3 | 2 | | | | 64594.8 |
| 1965 | | | | | 2 | 4 | 2 | | 6 | 28 | 20 | 18 | 27 | 17 | 28 | 24 | 19 | 22 | 16 | 26 | 26 | 25 | 15 | 11 | 8 | 8 | 9 | 2 | | | 2 | | | | | 50975.2 |
| 1966 | | | | | | | | 2 | 8 | 14 | 18 | 19 | 54 | 32 | 29 | 27 | 19 | 21 | 36 | 27 | 20 | 12 | 12 | 7 | 1 | 2 | 1 | 2 | 1 | 1 | | | | | | 28686.2 |
| 1967 | | | | | | | | | 1 | 14 | 25 | 28 | 22 | 29 | 18 | 16 | 6 | 13 | 21 | 42 | 26 | 23 | 25 | 19 | 5 | 11 | 7 | 5 | 5 | 1 | 3 | | | | | 77404.2 |
| 1968 | | | | | | | | | | 3 | 1 | 3 | 40 | 5 | 8 | 23 | 29 | 67 | 33 | 27 | 18 | 15 | 20 | 14 | 18 | 13 | 9 | 5 | 4 | 5 | 3 | 1 | 2 | | | 116562.1 |
| 1969 | | | | | | | | | | | | 7 | 18 | 12 | 19 | 19 | 23 | 22 | 30 | 61 | 35 | 30 | 19 | 18 | 18 | 8 | 7 | 5 | 4 | 4 | 4 | 2 | | | | 107274.2 |
| 1970 | | | | | | | | | | | | 6 | 35 | 18 | 20 | 20 | 19 | 22 | 18 | 41 | 34 | 41 | 23 | 18 | 17 | 10 | 8 | 7 | 3 | | 1 | | | | | 85279.3 |
| 1971 | | | | | | | | | | | | 10 | 13 | 16 | 24 | 37 | 48 | 38 | 34 | 35 | 27 | 22 | 20 | 18 | 4 | 4 | 2 | 6 | 2 | 3 | 2 | | | | | 64146.5 |
| 1972 | | | | | | | | | | | | | 12 | 22 | 38 | 47 | 21 | 31 | 26 | 56 | 25 | 22 | 15 | 17 | 10 | 6 | 6 | 2 | 6 | 4 | | | | | | 68210.8 |
| 1973 | | | | | | | | | | | | | | 7 | 12 | 11 | 6 | 12 | 27 | 60 | 29 | 27 | 44 | 35 | 27 | 13 | 18 | 12 | 11 | 12 | 2 | | | | | 161032.0 |

| CLASS | CFS | TOTAL | ACCUM | PERCT | CLASS | CFS | TOTAL | ACCUM | PERCT | CLASS | CFS | TOTAL | ACCUM | PERCT | CLASS | CFS | TOTAL | ACCUM | PERCT |
|---|---|---|---|---|---|---|---|---|---|---|---|---|---|---|---|---|---|---|---|
| 0 | 0.00 | 0 | 8766 | 100.0 | 9 | 2.30 | 113 | 8665 | 98.8 | 18 | 53.0 | 682 | 4773 | 54.4 | 27 | 1200 | 128 | 405 | 4.6 |
| 1 | 0.10 | 2 | 8766 | 100.0 | 10 | 3.20 | 219 | 8552 | 97.6 | 19 | 74.0 | 846 | 4091 | 46.7 | 28 | 1700 | 112 | 277 | 3.1 |
| 2 | 0.20 | 8 | 8764 | 100.0 | 11 | 4.60 | 381 | 8333 | 95.1 | 20 | 110.0 | 628 | 3245 | 37.0 | 29 | 2400 | 79 | 165 | 1.8 |
| 3 | 0.30 | 5 | 8756 | 99.9 | 12 | 6.50 | 514 | 7952 | 90.7 | 21 | 150.0 | 618 | 2617 | 29.9 | 30 | 3400 | 52 | 86 | .9 |
| 4 | 0.40 | 8 | 8751 | 99.8 | 13 | 9.20 | 404 | 7438 | 84.9 | 22 | 210.0 | 515 | 1999 | 22.8 | 31 | 4900 | 26 | 34 | .3 |
| 5 | 0.60 | 7 | 8743 | 99.7 | 14 | 13.00 | 500 | 7034 | 80.2 | 23 | 300.0 | 435 | 1484 | 16.9 | 32 | 6900 | 6 | 8 | |
| 6 | 0.80 | 12 | 8736 | 99.7 | 15 | 18.00 | 533 | 6534 | 74.5 | 24 | 430.0 | 280 | 1049 | 12.0 | 33 | 9800 | 2 | 2 | |
| 7 | 1.10 | 19 | 8724 | 99.5 | 16 | 26.00 | 565 | 6001 | 68.5 | 25 | 600.0 | 200 | 769 | 8.8 | 34 | | | | |
| 8 | 1.60 | 40 | 8705 | 99.3 | 17 | 37.00 | 663 | 5436 | 62.0 | 26 | 850.0 | 164 | 569 | 6.5 | | | | | |

| YEAR | 1 | | 3 | | 7 | | 14 | | 30 | | 60 | | 90 | | 120 | | 183 | | ANNUAL | |
|---|---|---|---|---|---|---|---|---|---|---|---|---|---|---|---|---|---|---|---|---|
| 1951 | 6.10 | 16 | 6.10 | 16 | 6.20 | 15 | 8.90 | 17 | 9.90 | 14 | 23.90 | 18 | 79.60 | 22 | 106.00 | 21 | 142.00 | 21 | 323.00 | 18 |
| 1952 | 7.50 | 19 | 7.70 | 18 | 8.10 | 18 | 9.90 | 18 | 11.70 | 17 | 12.30 | 13 | 25.90 | 14 | 56.80 | 20 | 96.10 | 17 | 342.00 | 20 |
| 1953 | 4.90 | 10 | 5.00 | 10 | 5.20 | 10 | 5.40 | 10 | 5.80 | 10 | 6.60 | 8 | 10.80 | 9 | 19.90 | 12 | 33.80 | 9 | 227.00 | 12 |
| 1954 | 1.10 | 3 | 1.10 | 3 | 1.40 | 3 | 2.00 | 4 | 3.40 | 3 | 4.30 | 3 | 5.10 | 4 | 5.90 | 4 | 11.90 | 3 | 102.00 | 2 |
| 1955 | 0.10 | 1 | 0.20 | 1 | 0.20 | 1 | 0.30 | 1 | 0.90 | 1 | 1.80 | 1 | 2.60 | 1 | 5.00 | 3 | 6.00 | 1 | 79.90 | 1 |
| 1956 | 4.60 | 9 | 4.70 | 9 | 4.80 | 9 | 4.90 | 9 | 5.30 | 9 | 13.80 | 14 | 35.70 | 17 | 52.60 | 17 | 118.00 | 18 | 262.00 | 15 |
| 1957 | 2.20 | 6 | 2.30 | 6 | 3.40 | 7 | 3.70 | 7 | 3.90 | 7 | 4.80 | 6 | 7.50 | 6 | 9.40 | 6 | 36.00 | 10 | 178.00 | 7 |
| 1958 | 8.50 | 20 | 8.50 | 20 | 8.50 | 19 | 8.70 | 16 | 11.40 | 16 | 16.30 | 15 | 43.30 | 20 | 56.30 | 19 | 282.00 | 23 | 432.00 | 23 |
| 1959 | 25.00 | 23 | 27.00 | 23 | 34.00 | 23 | 38.00 | 23 | 41.70 | 23 | 91.90 | 23 | 104.00 | 23 | 155.00 | 23 | 188.00 | 22 | 325.00 | 19 |
| 1960 | 5.70 | 14 | 5.90 | 15 | 6.10 | 14 | 7.30 | 14 | 11.10 | 15 | 35.40 | 21 | 42.70 | 18 | 48.20 | 15 | 86.60 | 15 | 216.00 | 10 |
| 1961 | 3.90 | 8 | 4.20 | 8 | 4.50 | 8 | 4.60 | 8 | 4.90 | 8 | 7.60 | 10 | 10.80 | 10 | 14.30 | 9 | 20.80 | 6 | 231.00 | 13 |
| 1962 | 6.20 | 17 | 6.50 | 17 | 6.90 | 17 | 7.30 | 15 | 12.30 | 18 | 31.20 | 20 | 33.00 | 16 | 36.80 | 14 | 40.80 | 12 | 314.00 | 17 |
| 1963 | 9.70 | 21 | 10.90 | 22 | 13.30 | 22 | 14.60 | 22 | 25.20 | 22 | 46.10 | 22 | 43.30 | 19 | 50.90 | 16 | 122.00 | 19 | 288.00 | 16 |
| 1964 | 1.50 | 5 | 1.50 | 4 | 1.50 | 4 | 1.60 | 2 | 3.60 | 4 | 4.30 | 4 | 4.70 | 3 | 4.70 | 2 | 13.60 | 5 | 112.00 | 3 |
| 1965 | 0.40 | 2 | 0.50 | 2 | 1.00 | 2 | 1.80 | 3 | 2.90 | 2 | 3.10 | 2 | 3.40 | 2 | 3.70 | 1 | 11.60 | 2 | 181.00 | 8 |
| 1966 | 5.00 | 11 | 5.20 | 11 | 6.00 | 12 | 6.30 | 11 | 7.20 | 12 | 10.20 | 12 | 16.30 | 12 | 18.80 | 10 | 37.90 | 11 | 117.00 | 4 |
| 1967 | 1.40 | 4 | 1.50 | 5 | 1.80 | 5 | 2.70 | 5 | 3.90 | 5 | 4.50 | 5 | 6.70 | 5 | 8.60 | 5 | 12.50 | 4 | 177.00 | 6 |
| 1968 | 2.40 | 7 | 2.60 | 7 | 3.00 | 6 | 3.20 | 6 | 3.90 | 6 | 6.30 | 7 | 9.10 | 7 | 11.40 | 7 | 25.50 | 8 | 217.00 | 11 |
| 1969 | 5.30 | 12 | 5.30 | 12 | 5.80 | 11 | 6.50 | 12 | 6.70 | 11 | 7.50 | 9 | 12.10 | 11 | 19.00 | 11 | 66.10 | 14 | 357.00 | 21 |
| 1970 | 10.00 | 22 | 10.30 | 21 | 10.90 | 21 | 13.10 | 21 | 16.70 | 21 | 24.70 | 19 | 55.20 | 21 | 135.00 | 22 | 132.00 | 20 | 244.00 | 14 |
| 1971 | 5.70 | 15 | 5.80 | 14 | 6.10 | 13 | 7.00 | 13 | 7.30 | 13 | 8.50 | 11 | 10.50 | 8 | 13.10 | 8 | 21.80 | 7 | 215.00 | 9 |
| 1972 | 5.40 | 13 | 5.70 | 13 | 6.30 | 16 | 12.30 | 20 | 14.40 | 19 | 18.00 | 16 | 18.80 | 13 | 20.30 | 13 | 47.80 | 13 | 139.00 | 5 |
| 1973 | 7.30 | 18 | 7.80 | 19 | 9.70 | 20 | 10.40 | 19 | 14.90 | 20 | 20.90 | 17 | 28.20 | 15 | 55.40 | 18 | 95.50 | 16 | 358.00 | 22 |

HIGHEST MEAN DISCHARGE, IN CFS, AND RANKING, FOR THE FOLLOWING NUMBER OF CONSECUTIVE DAYS IN YEAR ENDING SEPTEMBER 30

| YEAR | 1 | | 3 | | 7 | | 15 | | 30 | | 60 | | 90 | | 120 | | 183 | | ANNUAL | |
|---|---|---|---|---|---|---|---|---|---|---|---|---|---|---|---|---|---|---|---|---|
| 1950 | 8540.0 | 5 | 6780.0 | 4 | 3880.0 | 2 | 3280.0 | 1 | 2280.0 | 1 | 1670.0 | 1 | 1300.0 | 1 | 1100.0 | 1 | 798.0 | 1 | 448.0 | 1 |
| 1951 | 3680.0 | 19 | 2690.0 | 19 | 1840.0 | 17 | 1300.0 | 15 | 875.0 | 15 | 674.0 | 12 | 612.0 | 10 | 598.0 | 7 | 498.0 | 7 | 298.0 | 7 |
| 1952 | 6440.0 | 8 | 4870.0 | 10 | 2550.0 | 12 | 1670.0 | 9 | 999.0 | 13 | 849.0 | 7 | 764.0 | 4 | 693.0 | 4 | 608.0 | 3 | 399.0 | 3 |
| 1953 | 4630.0 | 14 | 3280.0 | 16 | 1710.0 | 18 | 1020.0 | 20 | 745.0 | 19 | 544.0 | 18 | 425.0 | 19 | 359.0 | 19 | 311.0 | 18 | 177.0 | 18 |
| 1954 | 646.0 | 24 | 423.0 | 24 | 301.0 | 24 | 249.0 | 24 | 188.0 | 24 | 133.0 | 24 | 108.0 | 24 | 92.5 | 24 | 69.5 | 24 | 37.3 | 24 |
| 1955 | 2660.0 | 22 | 1460.0 | 23 | 787.0 | 23 | 729.0 | 22 | 434.0 | 22 | 413.0 | 22 | 326.0 | 22 | 288.0 | 22 | 229.0 | 22 | 135.0 | 22 |
| 1956 | 6360.0 | 9 | 5060.0 | 8 | 2510.0 | 13 | 1320.0 | 14 | 846.0 | 17 | 609.0 | 15 | 484.0 | 15 | 454.0 | 14 | 398.0 | 13 | 293.0 | 10 |
| 1957 | 6860.0 | 6 | 5390.0 | 7 | 2920.0 | 8 | 1740.0 | 8 | 1170.0 | 7 | 1060.0 | 3 | 959.0 | 3 | 825.0 | 2 | 642.0 | 2 | 348.0 | 4 |
| 1958 | 5590.0 | 12 | 4930.0 | 9 | 2980.0 | 7 | 2000.0 | 6 | 1190.0 | 6 | 748.0 | 11 | 560.0 | 13 | 435.0 | 16 | 366.0 | 15 | 294.0 | 8 |
| 1959 | 5480.0 | 13 | 4000.0 | 14 | 2250.0 | 15 | 1260.0 | 16 | 1090.0 | 8 | 802.0 | 9 | 627.0 | 8 | 567.0 | 9 | 449.0 | 9 | 271.0 | 11 |
| 1960 | 10700.0 | 1 | 7950.0 | 1 | 3870.0 | 3 | 1970.0 | 7 | 1030.0 | 12 | 609.0 | 16 | 455.0 | 17 | 407.0 | 17 | 398.0 | 14 | 251.0 | 13 |
| 1961 | 9800.0 | 2 | 7290.0 | 3 | 3800.0 | 4 | 2360.0 | 2 | 1530.0 | 3 | 1140.0 | 2 | 960.0 | 2 | 740.0 | 3 | 499.0 | 6 | 263.0 | 12 |
| 1962 | 6000.0 | 10 | 4310.0 | 12 | 2360.0 | 14 | 1160.0 | 17 | 900.0 | 14 | 654.0 | 14 | 564.0 | 12 | 496.0 | 12 | 432.0 | 10 | 308.0 | 6 |
| 1963 | 8920.0 | 4 | 6690.0 | 5 | 3530.0 | 5 | 2120.0 | 5 | 1560.0 | 2 | 868.0 | 6 | 600.0 | 11 | 469.0 | 13 | 325.0 | 17 | 180.0 | 17 |
| 1964 | 5680.0 | 11 | 4650.0 | 11 | 2800.0 | 9 | 1600.0 | 10 | 1070.0 | 9 | 952.0 | 5 | 661.0 | 7 | 509.0 | 10 | 347.0 | 16 | 176.0 | 19 |
| 1965 | 3830.0 | 17 | 3050.0 | 17 | 1680.0 | 19 | 885.0 | 21 | 675.0 | 21 | 435.0 | 21 | 392.0 | 20 | 324.0 | 21 | 257.0 | 21 | 140.0 | 21 |
| 1966 | 2640.0 | 23 | 1840.0 | 22 | 982.0 | 22 | 525.0 | 23 | 328.0 | 23 | 239.0 | 23 | 206.0 | 23 | 188.0 | 23 | 146.0 | 23 | 78.6 | 23 |
| 1967 | 4600.0 | 15 | 4060.0 | 13 | 2720.0 | 10 | 1450.0 | 13 | 863.0 | 16 | 545.0 | 17 | 441.0 | 18 | 444.0 | 15 | 401.0 | 12 | 212.0 | 15 |
| 1968 | 9210.0 | 3 | 7530.0 | 2 | 4210.0 | 1 | 2260.0 | 3 | 1240.0 | 5 | 825.0 | 8 | 690.0 | 6 | 651.0 | 5 | 580.0 | 5 | 318.0 | 5 |
| 1969 | 6720.0 | 7 | 5760.0 | 6 | 3470.0 | 6 | 2250.0 | 4 | 1480.0 | 4 | 987.0 | 4 | 732.0 | 5 | 629.0 | 6 | 474.0 | 8 | 294.0 | 9 |
| 1970 | 3510.0 | 20 | 2530.0 | 20 | 1570.0 | 20 | 1040.0 | 18 | 757.0 | 18 | 519.0 | 19 | 509.0 | 14 | 499.0 | 11 | 406.0 | 11 | 234.0 | 14 |
| 1971 | 3830.0 | 18 | 2710.0 | 18 | 2200.0 | 16 | 1470.0 | 12 | 1060.0 | 10 | 658.0 | 13 | 480.0 | 16 | 385.0 | 18 | 307.0 | 19 | 176.0 | 20 |
| 1972 | 2850.0 | 21 | 2050.0 | 21 | 1400.0 | 21 | 1020.0 | 19 | 682.0 | 20 | 515.0 | 20 | 390.0 | 21 | 355.0 | 20 | 305.0 | 20 | 186.0 | 16 |
| 1973 | 4470.0 | 16 | 3570.0 | 15 | 2590.0 | 11 | 1480.0 | 11 | 1040.0 | 11 | 777.0 | 10 | 613.0 | 9 | 579.0 | 8 | 603.0 | 4 | 441.0 | 2 |

STATISTICS ON NORMAL MONTHLY MEANS(ALL DAYS)

| OCT | NOV | DEC | JAN | FEB | MARCH | APRIL | MAY | JUNE | JULY | AUG | SEPT |
|---|---|---|---|---|---|---|---|---|---|---|---|
| BY ROWS(MEAN,VARIANCE,STANDARD DEVIATION, SKEWNESS, COEFF. OF VARIATION,PERCENTAGE OF AVERAGE FLOW) | | | | | | | | | | | |
| 0.4359E+02 | 0.1842E+03 | 0.2759E+03 | 0.3784E+03 | 0.4047E+03 | 0.4760E+03 | 0.4170E+03 | 0.2759E+03 | 0.2740E+03 | 0.1540E+03 | 0.4388E+02 | 0.6305E+02 |
| 0.3065E+04 | 0.6660E+05 | 0.8973E+05 | 0.2189E+06 | 0.9884E+05 | 0.1170E+06 | 0.6914E+05 | 0.7882E+05 | 0.1021E+06 | 0.3802E+05 | 0.4215E+04 | 0.1393E+05 |
| 0.5537E+02 | 0.2581E+03 | 0.2995E+03 | 0.4679E+03 | 0.3144E+03 | 0.3420E+03 | 0.2629E+03 | 0.2807E+03 | 0.3195E+03 | 0.1950E+03 | 0.6492E+02 | 0.1180E+03 |
| 0.2346E+01 | 0.1778E+01 | 0.1318E+01 | 0.2930E+01 | 0.8914E+00 | 0.1253E+01 | 0.9197E+00 | 0.1981E+01 | 0.1603E+01 | 0.1803E+01 | 0.3840E+01 | 0.3002E+01 |
| 0.1270E+01 | 0.1401E+01 | 0.1086E+01 | 0.1236E+01 | 0.7769E+00 | 0.7184E+00 | 0.6305E+00 | 0.1018E+01 | 0.1166E+01 | 0.1266E+01 | 0.1479E+01 | 0.1872E+01 |
| 0.1458E+01 | 0.6159E+01 | 0.9225E+01 | 0.1265E+02 | 0.1353E+02 | 0.1592E+02 | 0.1394E+02 | 0.9224E+01 | 0.9163E+01 | 0.5149E+01 | 0.1467E+01 | 0.2108E+01 |

STATISTICS ON NORMAL ANNUAL MEANS(ALL DAYS)

| MEAN | VARIANCE | STANDARD DEVIATION | SKEWNESS | COEFF. OF VARIATION | SERIAL CORR |
|---|---|---|---|---|---|
| 0.2482E+03 | 0.1091E+05 | 0.1044E+03 | 0.7462E-01 | 0.4208E+00 | 0.3639E+00 |

STATISTICS ON LOG MONTHLY MEANS(ALL DAYS)

| OCT | NOV | DEC | JAN | FEB | MARCH | APRIL | MAY | JUNE | JULY | AUG | SEPT |
|---|---|---|---|---|---|---|---|---|---|---|---|
| BY ROWS(MEAN,VARIANCE,STANDARD DEVIATION, SKEWNESS, COEFF. OF VARIATION,PERCENTAGE OF AVERAGE FLOW) | | | | | | | | | | | |
| 0.1332E+01 | 0.1754E+01 | 0.2070E+01 | 0.2338E+01 | 0.2445E+01 | 0.2572E+01 | 0.2526E+01 | 0.2276E+01 | 0.2153E+01 | 0.1859E+01 | 0.1397E+01 | 0.1320E+01 |
| 0.2984E+00 | 0.5701E+00 | 0.4886E+00 | 0.2335E+00 | 0.1834E+00 | 0.1008E+00 | 0.9675E-01 | 0.1400E+00 | 0.2829E+00 | 0.3235E+00 | 0.2092E+00 | 0.4255E+00 |
| 0.5462E+00 | 0.7550E+00 | 0.6990E+00 | 0.4832E+00 | 0.4282E+00 | 0.3176E+00 | 0.3110E+00 | 0.3741E+00 | 0.5319E+00 | 0.5688E+00 | 0.4574E+00 | 0.6523E+00 |
| 0.1644E+00 | 0.8039E-01 | -0.5957E+00 | -0.1304E+00 | -0.6143E+00 | -0.7223E-01 | -0.4604E+00 | 0.4024E+00 | 0.3027E-01 | 0.9594E-01 | 0.1589E+00 | 0.2617E+00 |
| 0.4102E+00 | 0.4306E+00 | 0.3377E+00 | 0.2067E+00 | 0.1752E+00 | 0.1235E+00 | 0.1231E+00 | 0.1644E+00 | 0.2471E+00 | 0.3059E+00 | 0.3273E+00 | 0.4942E+00 |
| 0.5540E+01 | 0.7294E+01 | 0.8611E+01 | 0.9724E+01 | 0.1017E+02 | 0.1070E+02 | 0.1051E+02 | 0.9467E+01 | 0.8955E+01 | 0.7734E+01 | 0.5813E+01 | 0.5490E+01 |

STATISTICS ON LOG ANNUAL MEANS(ALL DAYS)

| MEAN | VARIANCE | STANDARD DEVIATION | SKEWNESS | COEFF. OF VARIATION | SERIAL CORR |
|---|---|---|---|---|---|
| 0.2344E+01 | 0.5832E-01 | 0.2415E+00 | -0.1606E+01 | 0.1030E+00 | 0.3636E+00 |

ANNUAL PEAKS

| | | | |
|---|---|---|---|
| 1950 | 9480 | 1962 | 6200 |
| 1951 | 3960 | 1963 | 10600 |
| 1952 | 6760 | 1964 | 5920 |
| 1953 | 5260 | 1965 | 4260 |
| 1954 | 950 | 1966 | 2780 |
| 1955 | 2440 | 1967 | 4770 |
| 1956 | 6720 | 1968 | 10200 |
| 1957 | 7180 | 1969 | 7350 |
| 1958 | 5830 | 1970 | 3690 |
| 1959 | 6740 | 1971 | 4230 |
| 1960 | 11400 | 1972 | 2930 |
| 1961 | 10700 | 1973 | 4620 |

## 03359000 Mill Creek near Manhattan, Ind.

LOCATION.--Lat 39°29'22", long 86°55'50", in SW¼SE¼ sec.11, T.12 N., R.5 W., Putnam County, on left bank 200 ft (61 m) downstream from Cagles Mill, 0.8 mile (1.3 km) downstream from Cagles Mill Lake, 0.8 mile (1.3 km) upstream from Deer Creek, and 5.8 miles (9.3 km) south of Manhattan.

DRAINAGE AREA.--294 mi² (761 km²).

REMARKS.--Flow regulated by Cagles Mill Lake (See sta 03358900).

DURATION TABLE OF DAILY DISCHARGE FOR YEAR ENDING SEPTEMBER 30

| YEAR | 0 | 1 | 2 | 3 | 4 | 5 | 6 | 7 | 8 | 9 | 10 | 11 | 12 | 13 | 14 | 15 | 16 | 17 | 18 | 19 | 20 | 21 | 22 | 23 | 24 | 25 | 26 | 27 | 28 | 29 | 30 | 31 | 32 | 33 | 34 | CFS_DAYS |
|---|---|---|---|---|---|---|---|---|---|---|---|---|---|---|---|---|---|---|---|---|---|---|---|---|---|---|---|---|---|---|---|---|---|---|---|---|
| | NUMBER OF DAYS IN CLASS | | | | | | | | | | | | | | | | | | | | | | | | | | | | | | | | | | | |
| 1940 | | | | | | | | | 1 | 3 | 29 | 40 | 64 | 38 | 18 | 5 | 6 | 17 | 19 | 25 | 24 | 18 | 19 | 11 | 9 | 5 | 8 | 3 | | 1 | 3 | | | | | 42334.6 |
| 1941 | | | | | | | | | 7 | 41 | 32 | 24 | 11 | 24 | 17 | 35 | 53 | 42 | 28 | 14 | 11 | 10 | 5 | 4 | 2 | 3 | | 1 | 1 | | | | | | | 23171.3 |
| 1942 | | | | | | | | | 1 | 1 | 1 | | | 11 | 27 | 22 | 16 | 42 | 48 | 30 | 29 | 34 | 20 | 23 | 17 | 11 | 6 | 13 | 3 | 7 | 3 | | | | | 120443.3 |
| 1943 | | | | | | | | | | | | | 34 | 19 | 19 | 27 | 21 | 13 | 24 | 46 | 41 | 32 | 24 | 15 | 7 | 11 | 11 | 6 | 6 | 2 | 4 | 3 | | | | 117410.1 |
| 1944 | | | | | | | | | 5 | 12 | 21 | 37 | 19 | 35 | 34 | 42 | 21 | 16 | 14 | 10 | 14 | 26 | 19 | 13 | 5 | 4 | 5 | 2 | 3 | 3 | 3 | 3 | | | | 84516.7 |
| 1945 | | | | | | | | | | 19 | 21 | 32 | 47 | 28 | 15 | 14 | 14 | 13 | 18 | 15 | 32 | 25 | 16 | 15 | 11 | 4 | 8 | 8 | 3 | 6 | 1 | | | | | 83292.5 |
| 1946 | | | | | | | | | | | | | 12 | 16 | 26 | 15 | 16 | 18 | 31 | 31 | 28 | 33 | 28 | 28 | 25 | 14 | 14 | 6 | 14 | 7 | 3 | | | | | 107039.6 |
| 1947 | | | | | | | | | | | 10 | 8 | 13 | 6 | 14 | 22 | 19 | 25 | 42 | 21 | 34 | 37 | 27 | 23 | 14 | 20 | 5 | 6 | 10 | 6 | 2 | 1 | | | | 122707.0 |
| 1948 | | | | | | | | | | | | | | 14 | 18 | 48 | 53 | 52 | 32 | 26 | 22 | 25 | 22 | 10 | 9 | 9 | 6 | 8 | 5 | 5 | 2 | | | | | 93427.0 |

| CLASS | CFS | TOTAL | ACCUM | PERCT | CLASS | CFS | TOTAL | ACCUM | PERCT | CLASS | CFS | TOTAL | ACCUM | PERCT | CLASS | CFS | TOTAL | ACCUM | PERCT |
|---|---|---|---|---|---|---|---|---|---|---|---|---|---|---|---|---|---|---|---|
| 0 | 0.00 | 0 | 3288 | 100.0 | 9 | 2.10 | 16 | 3287 | 100.0 | 18 | 44.0 | 253 | 1880 | 57.2 | 27 | 920 | 50 | 204 | 6.2 |
| 1 | 0.10 | 0 | 3288 | 100.0 | 10 | 2.90 | 102 | 3271 | 99.5 | 19 | 61.0 | 262 | 1627 | 49.5 | 28 | 1300 | 58 | 154 | 4.6 |
| 2 | 0.20 | 0 | 3288 | 100.0 | 11 | 4.10 | 125 | 3169 | 96.4 | 20 | 86.0 | 214 | 1365 | 41.5 | 29 | 1800 | 39 | 96 | 2.9 |
| 3 | 0.30 | 0 | 3288 | 100.0 | 12 | 5.80 | 177 | 3044 | 92.6 | 21 | 120.0 | 234 | 1151 | 35.0 | 30 | 2500 | 35 | 57 | 1.7 |
| 4 | 0.40 | 0 | 3288 | 100.0 | 13 | 8.10 | 178 | 2867 | 87.2 | 22 | 170.0 | 236 | 917 | 27.9 | 31 | 3600 | 15 | 22 | .6 |
| 5 | 0.50 | 0 | 3288 | 100.0 | 14 | 11.00 | 181 | 2689 | 81.8 | 23 | 240.0 | 172 | 681 | 20.7 | 32 | 5000 | 7 | 7 | .2 |
| 6 | 0.80 | 0 | 3288 | 100.0 | 15 | 16.00 | 164 | 2508 | 76.3 | 24 | 330.0 | 137 | 509 | 15.5 | 33 | 7000 | | | |
| 7 | 1.10 | 0 | 3288 | 100.0 | 16 | 22.00 | 230 | 2344 | 71.3 | 25 | 470.0 | 84 | 372 | 11.3 | 34 | | | | |
| 8 | 1.50 | 1 | 3288 | 100.0 | 17 | 31.00 | 234 | 2114 | 64.3 | 26 | 650.0 | 84 | 288 | 8.8 | | | | | |

LOWEST MEAN DISCHARGE, IN CFS, AND RANKING, FOR THE FOLLOWING NUMBER OF CONSECUTIVE DAYS IN YEAR ENDING MARCH 31

| YEAR | 1 | | 3 | | 7 | | 14 | | 30 | | 60 | | 90 | | 120 | | 183 | | ANNUAL | |
|---|---|---|---|---|---|---|---|---|---|---|---|---|---|---|---|---|---|---|---|---|
| 1941 | 3.00 | 3 | 3.20 | 3 | 3.33 | 3 | 3.43 | 3 | 4.02 | 2 | 4.61 | 2 | 7.79 | 2 | 11.30 | 2 | 18.00 | 2 | 108.00 | 1 |
| 1942 | 2.30 | 1 | 2.33 | 1 | 2.45 | 1 | 2.83 | 1 | 3.83 | 1 | 9.04 | 4 | 13.90 | 4 | 19.10 | 3 | 58.20 | 5 | 230.00 | 4 |
| 1943 | 8.90 | 7 | 9.00 | 7 | 9.22 | 7 | 9.50 | 6 | 10.20 | 6 | 17.10 | 6 | 42.00 | 6 | 44.70 | 6 | 140.00 | 8 | 286.00 | 6 |
| 1944 | 5.80 | 5 | 6.20 | 5 | 6.44 | 5 | 6.77 | 5 | 7.77 | 5 | 13.10 | 5 | 18.80 | 5 | 21.10 | 5 | 30.10 | 3 | 248.00 | 5 |
| 1945 | 2.30 | 2 | 2.47 | 2 | 2.71 | 2 | 3.28 | 2 | 4.42 | 3 | 4.53 | 1 | 5.98 | 1 | 6.28 | 1 | 7.20 | 1 | 228.00 | 3 |
| 1946 | 8.30 | 6 | 8.50 | 6 | 8.50 | 6 | 9.54 | 7 | 12.70 | 7 | 33.90 | 7 | 55.00 | 8 | 110.00 | 8 | 138.00 | 7 | 357.00 | 7 |
| 1947 | 4.10 | 4 | 4.17 | 4 | 4.56 | 4 | 5.19 | 4 | 6.97 | 4 | 7.94 | 3 | 11.20 | 3 | 19.90 | 4 | 30.90 | 4 | 200.00 | 2 |
| 1948 | 18.00 | 8 | 19.70 | 8 | 22.10 | 8 | 22.82 | 8 | 28.50 | 8 | 37.30 | 8 | 42.90 | 7 | 62.60 | 7 | 122.00 | 6 | 399.00 | 8 |

HIGHEST MEAN DISCHARGE, IN CFS, AND RANKING, FOR THE FOLLOWING NUMBER OF CONSECUTIVE DAYS IN YEAR ENDING SEPTEMBER 30

| YEAR | 1 | | 3 | | 7 | | 15 | | 30 | | 60 | | 90 | | 120 | | 183 | | ANNUAL | |
|---|---|---|---|---|---|---|---|---|---|---|---|---|---|---|---|---|---|---|---|---|
| 1940 | 3270.0 | 7 | 2980.0 | 7 | 1960.0 | 7 | 1170.0 | 7 | 788.0 | 8 | 465.0 | 8 | 358.0 | 8 | 304.0 | 8 | 220.0 | 8 | 116.0 | 8 |
| 1941 | 1450.0 | 9 | 1390.0 | 9 | 905.0 | 9 | 524.0 | 9 | 296.0 | 9 | 178.0 | 9 | 168.0 | 9 | 137.0 | 9 | 109.0 | 9 | 63.5 | 9 |
| 1942 | 4500.0 | 5 | 3730.0 | 4 | 2360.0 | 5 | 1580.0 | 5 | 1060.0 | 5 | 822.0 | 5 | 779.0 | 2 | 663.0 | 1 | 539.0 | 2 | 330.0 | 2 |
| 1943 | 5800.0 | 2 | 5270.0 | 2 | 3610.0 | 2 | 2920.0 | 1 | 1710.0 | 1 | 963.0 | 2 | 779.0 | 3 | 633.0 | 3 | 524.0 | 3 | 322.0 | 3 |
| 1944 | 5960.0 | 1 | 5490.0 | 1 | 4060.0 | 1 | 2510.0 | 2 | 1710.0 | 2 | 1100.0 | 1 | 836.0 | 1 | 654.0 | 2 | 448.0 | 5 | 231.0 | 6 |
| 1945 | 4000.0 | 6 | 3170.0 | 6 | 2120.0 | 6 | 1130.0 | 8 | 843.0 | 7 | 715.0 | 6 | 641.0 | 6 | 601.0 | 5 | 428.0 | 6 | 228.0 | 7 |
| 1946 | 3200.0 | 8 | 2770.0 | 8 | 1820.0 | 8 | 1370.0 | 6 | 943.0 | 6 | 605.0 | 7 | 573.0 | 7 | 507.0 | 7 | 483.0 | 4 | 293.0 | 4 |
| 1947 | 5300.0 | 3 | 4330.0 | 3 | 2780.0 | 4 | 1760.0 | 4 | 1120.0 | 4 | 905.0 | 3 | 774.0 | 4 | 622.0 | 4 | 542.0 | 1 | 336.0 | 1 |
| 1948 | 4800.0 | 4 | 3600.0 | 5 | 2840.0 | 3 | 2000.0 | 3 | 1380.0 | 3 | 873.0 | 4 | 666.0 | 5 | 586.0 | 6 | 420.0 | 7 | 255.0 | 5 |

STATISTICS ON NORMAL MONTHLY MEANS(ALL DAYS)

| OCT | NOV | DEC | JAN | FEB | MARCH | APRIL | MAY | JUNE | JULY | AUG | SEPT |
|---|---|---|---|---|---|---|---|---|---|---|---|
| BY ROWS(MEAN,VARIANCE,STANDARD DEVIATION, SKEWNESS, COEFF. OF VARIATION,PERCENTAGE OF AVERAGE FLOW) | | | | | | | | | | | |
| 0.3941E+02 | 0.1151E+03 | 0.1435E+03 | 0.2058E+03 | 0.3175E+03 | 0.4668E+03 | 0.5946E+03 | 0.5009E+03 | 0.3062E+03 | 0.9490E+02 | 0.8003E+02 | 0.4487E+02 |
| 0.5658E+04 | 0.2295E+05 | 0.2470E+05 | 0.3923E+05 | 0.7585E+05 | 0.1083E+06 | 0.2397E+06 | 0.2444E+06 | 0.8938E+05 | 0.9662E+04 | 0.1598E+05 | 0.1633E+04 |
| 0.7522E+02 | 0.1515E+03 | 0.1572E+03 | 0.1981E+03 | 0.2754E+03 | 0.3290E+03 | 0.4896E+03 | 0.4943E+03 | 0.2990E+03 | 0.9830E+02 | 0.1264E+03 | 0.4041E+02 |
| 0.2850E+01 | 0.1554E+01 | 0.9100E+00 | 0.7328E+00 | 0.1777E+01 | 0.6287E+00 | 0.1332E+01 | 0.1683E+01 | 0.1723E+01 | 0.1391E+01 | 0.2806E+01 | 0.9338E+00 |
| 0.1909E+01 | 0.1316E+01 | 0.1095E+01 | 0.9622E+00 | 0.8675E+00 | 0.7049E+00 | 0.8234E+00 | 0.9869E+00 | 0.9765E+00 | 0.1036E+01 | 0.1580E+01 | 0.9007E+00 |
| 0.1354E+01 | 0.3955E+01 | 0.4932E+01 | 0.7075E+01 | 0.1091E+02 | 0.1604E+02 | 0.2044E+02 | 0.1722E+02 | 0.1052E+02 | 0.3262E+01 | 0.2750E+01 | 0.1542E+01 |

STATISTICS ON NORMAL ANNUAL MEANS(ALL DAYS)

| MEAN | VARIANCE | STANDARD DEVIATION | SKEWNESS | COEFF. OF VARIATION | SERIAL CORR |
|---|---|---|---|---|---|
| 0.2416E+03 | 0.9238E+04 | 0.9611E+02 | -0.9896E+00 | 0.3978E+00 | 0.2918E+00 |

STATISTICS ON LOG MONTHLY MEANS(ALL DAYS)

| OCT | NOV | DEC | JAN | FEB | MARCH | APRIL | MAY | JUNE | JULY | AUG | SEPT |
|---|---|---|---|---|---|---|---|---|---|---|---|
| BY ROWS(MEAN,VARIANCE,STANDARD DEVIATION, SKEWNESS, COEFF. OF VARIATION,PERCENTAGE OF AVERAGE FLOW) | | | | | | | | | | | |
| 0.1179E+01 | 0.1677E+01 | 0.1789E+01 | 0.2069E+01 | 0.2369E+01 | 0.2521E+01 | 0.2616E+01 | 0.2513E+01 | 0.2308E+01 | 0.1750E+01 | 0.1571E+01 | 0.1451E+01 |
| 0.3127E+00 | 0.4069E+00 | 0.4673E+00 | 0.2848E+00 | 0.1355E+00 | 0.1989E+00 | 0.1846E+00 | 0.2017E+00 | 0.1809E+00 | 0.2467E+00 | 0.3343E+00 | 0.2305E+00 |
| 0.5592E+00 | 0.6379E+00 | 0.6836E+00 | 0.5337E+00 | 0.3681E+00 | 0.4460E+00 | 0.4296E+00 | 0.4491E+00 | 0.4254E+00 | 0.4967E+00 | 0.5782E+00 | 0.4801E+00 |
| 0.1333E+01 | 0.3328E+00 | -0.1797E+00 | -0.1793E+00 | -0.7874E-01 | -0.1109E+01 | -0.4641E+00 | -0.2222E+00 | 0.1277E+00 | -0.2154E-01 | -0.4650E-01 | -0.2095E+00 |
| 0.4744E+00 | 0.3803E+00 | 0.3820E+00 | 0.2579E+00 | 0.1554E+00 | 0.1769E+00 | 0.1642E+00 | 0.1787E+00 | 0.1843E+00 | 0.2838E+00 | 0.3680E+00 | 0.3309E+00 |
| 0.4950E+01 | 0.7043E+01 | 0.7514E+01 | 0.8690E+01 | 0.9947E+01 | 0.1058E+02 | 0.1099E+02 | 0.1055E+02 | 0.9694E+01 | 0.7349E+01 | 0.6598E+01 | 0.6093E+01 |

STATISTICS ON LOG ANNUAL MEANS(ALL DAYS)

| MEAN | VARIANCE | STANDARD DEVIATION | SKEWNESS | COEFF. OF VARIATION | SERIAL CORR |
|---|---|---|---|---|---|
| 0.2335E+01 | 0.6017E-01 | 0.2453E+00 | -0.1631E+01 | 0.1051E+00 | 0.2961E+00 |

**ANNUAL PEAKS**

| | | | |
|---|---|---|---|
| 1940 | 4020 | 1957 | 2940 |
| 1941 | 3270 | 1958 | 2600 |
| 1942 | 5340 | 1959 | 2440 |
| 1943 | 5400 | 1960 | 2740 |
| 1944 | 5960 | 1961 | 2750 |
| 1945 | 4000 | 1962 | 2860 |
| 1946 | 3200 | 1963 | 2920 |
| 1947 | 5000 | 1964 | 2980 |
| 1948 | 4800 | 1965 | 2930 |
| 1949 | 5000 | 1966 | 2130 |
| 1950 | 8960 | 1967 | 2250 |
| 1951 | 3000 | 1968 | 2710 |
| 1952 | 3290 | 1969 | 2780 |
| 1953 | 3690 | 1970 | 2730 |
| 1954 | 1540 | 1971 | 2430 |
| 1955 | 4040 | 1972 | 2110 |
| 1956 | 3180 | 1973 | 2440 |

**ANALYSIS AFTER REGULATION**

DURATION TABLE OF DAILY DISCHARGE FOR YEAR ENDING SEPTEMBER 30

| CLASS | 0 | 1 | 2 | 3 | 4 | 5 | 6 | 7 | 8 | 9 | 10 | 11 | 12 | 13 | 14 | 15 | 16 | 17 | 18 | 19 | 20 | 21 | 22 | 23 | 24 | 25 | 26 | 27 | 28 | 29 | 30 | 31 | 32 | 33 | 34 | CFS_DAYS |
|---|---|---|---|---|---|---|---|---|---|---|---|---|---|---|---|---|---|---|---|---|---|---|---|---|---|---|---|---|---|---|---|---|---|---|---|---|
| YEAR | | | | | | | | | | | | | | | | | NUMBER OF DAYS IN CLASS | | | | | | | | | | | | | | | | | | | |
| 1954 | | | | | | | | | | | 22 | 19 | 21 | 24 | 72 | 14 | 15 | 14 | 21 | 14 | 14 | 13 | 25 | 20 | 22 | 12 | 4 | 9 | 5 | 5 | | | | | | 16634.3 |
| 1955 | | | | | | | | | | 2 | 5 | 12 | 5 | 22 | 14 | 7 | 27 | 12 | 29 | 18 | 12 | 11 | 22 | 42 | 43 | 5 | 17 | 15 | 10 | 9 | 11 | 8 | 6 | 1 | | 56638.9 |
| 1956 | | | | | | | | | | | | | | 3 | 14 | 5 | 14 | 1 | 6 | 20 | 4 | 34 | 23 | 15 | 89 | 39 | 9 | 8 | 12 | 15 | 9 | 7 | 11 | 15 | 13 | 135103.6 |
| 1957 | | | | | | | | | | | | | | 25 | 4 | 7 | 9 | 19 | 5 | 26 | 4 | 11 | 17 | 14 | 81 | 31 | 19 | 16 | 10 | 2 | 6 | 14 | 7 | 22 | 16 | 151363.8 |
| 1958 | | | | | | | | | | | | | | | | 6 | | | 1 | 3 | 22 | 22 | 8 | 13 | 98 | 43 | 10 | 16 | 71 | 19 | 4 | 3 | 5 | 17 | 4 | 130216.0 |
| 1959 | | | | | | | | | | | | | | 2 | 20 | 12 | 13 | 6 | 4 | 10 | 7 | 17 | 18 | 29 | 64 | 38 | 6 | 23 | 47 | 13 | 2 | 4 | 3 | 27 | | 119522.7 |
| 1960 | | | | | | | | | | | | | | | 1 | 15 | 14 | 5 | 6 | 13 | 6 | 15 | 11 | 19 | 80 | 36 | 32 | 21 | 39 | 22 | 1 | 5 | 5 | 14 | 6 | 117051.9 |
| 1961 | | | | | | | | | | | | | | 4 | 10 | 3 | 61 | 9 | 13 | 48 | 35 | 12 | 4 | 11 | 30 | 37 | 11 | 11 | 19 | 1 | 1 | 3 | 5 | 27 | 10 | 121673.6 |
| 1962 | | | | | | | | | | | | | | | | | 10 | 26 | 6 | 14 | 17 | 15 | 7 | 11 | 72 | 47 | 20 | 11 | 25 | 49 | 3 | 4 | 6 | 18 | 4 | 126202.1 |
| 1963 | | | | | | | | | | | | | | | 8 | 26 | 15 | 12 | 8 | 14 | 25 | 52 | 49 | 37 | 55 | 13 | 3 | 3 | 6 | 7 | | 6 | 4 | 18 | 4 | 83649.5 |
| 1964 | | | | | | | | | | | | | 5 | 53 | 62 | 15 | 2 | 21 | 19 | 11 | 22 | 21 | 19 | 19 | 39 | 13 | 5 | 2 | 3 | 2 | 3 | 4 | 5 | 13 | 8 | 80111.9 |
| 1965 | | | | | | | | | | | | | 37 | 72 | 2 | 4 | 31 | 13 | 5 | 16 | 2 | 15 | 5 | 26 | 34 | 31 | 12 | 15 | 12 | 15 | 2 | 3 | 5 | 3 | 5 | 62301.1 |
| 1966 | | | | | | | | | | | | | 5 | 34 | 37 | 7 | 17 | 19 | 55 | 8 | 10 | 25 | 24 | 13 | 49 | 14 | 9 | 17 | 7 | 6 | 1 | 3 | 2 | 3 | | 37958.1 |
| 1967 | | | | | | | | | | | | | | 45 | 23 | 8 | 3 | 6 | 43 | 5 | 12 | 11 | 14 | 9 | 91 | 8 | 11 | 10 | 11 | 12 | 5 | 8 | 13 | 17 | | 95781.2 |
| 1968 | | | | | | | | | | | | | | 6 | 4 | 15 | 27 | | 15 | 11 | 29 | 5 | 41 | 28 | 65 | 7 | 2 | 12 | 24 | 5 | 8 | 14 | 23 | 22 | 3 | 140118.2 |
| 1969 | | | | | | | | | | | | | | | 8 | 8 | 36 | 14 | 1 | 20 | 23 | 9 | 15 | 15 | 80 | 17 | 20 | 19 | 14 | 11 | 14 | 7 | 11 | 13 | 10 | 129198.9 |
| 1970 | | | | | | 3 | 2 | 8 | 2 | 2 | 2 | 5 | 16 | 3 | 1 | 3 | 30 | 3 | 32 | 18 | 7 | 26 | 55 | 27 | 29 | 18 | 14 | 11 | 7 | 11 | 21 | 9 | | | | 103998.0 |
| 1971 | | | | | | | | 1 | 1 | | 5 | 37 | 21 | 7 | 1 | 2 | 14 | 20 | 27 | 31 | 15 | 36 | 51 | 25 | 16 | 11 | 10 | 5 | 5 | 3 | 5 | 16 | | | | 76013.2 |
| 1972 | | | | | | | | 11 | 34 | 14 | 3 | 2 | 24 | 1 | | | 40 | 4 | 18 | 34 | 6 | 17 | 53 | 29 | 15 | 12 | 13 | 3 | 3 | 6 | 8 | 16 | | | | 78091.0 |
| 1973 | | | | | | | | | | | | | | | | | 20 | 1 | 7 | 17 | 12 | 15 | 60 | 55 | 24 | 19 | 15 | 24 | 9 | 20 | 38 | 29 | | | | 193115.0 |

| CLASS | CFS | TOTAL | ACCUM | PERCT | CLASS | CFS | TOTAL | ACCUM | PERCT | CLASS | CFS | TOTAL | ACCUM | PERCT | CLASS | CFS | TOTAL | ACCUM | PERCT |
|---|---|---|---|---|---|---|---|---|---|---|---|---|---|---|---|---|---|---|---|
| 0 | 0.00 | 0 | 7305 | 100.0 | 9 | 2.10 | 334 | 7084 | 97.0 | 18 | 44.0 | 342 | 4433 | 60.7 | 27 | 920 | 133 | 699 | 9.5 |
| 1 | 0.10 | 0 | 7305 | 100.0 | 10 | 2.90 | 340 | 6750 | 92.4 | 19 | 61.0 | 415 | 4091 | 56.0 | 28 | 1300 | 183 | 566 | 7.7 |
| 2 | 0.20 | 0 | 7305 | 100.0 | 11 | 4.10 | 163 | 6410 | 87.7 | 20 | 86.0 | 1211 | 3676 | 50.3 | 29 | 1800 | 300 | 383 | 5.2 |
| 3 | 0.30 | 3 | 7305 | 100.0 | 12 | 5.80 | 296 | 6247 | 85.5 | 21 | 120.0 | 527 | 2465 | 33.7 | 30 | 2500 | 83 | 83 | 1.1 |
| 4 | 0.40 | 2 | 7302 | 100.0 | 13 | 8.10 | 182 | 5951 | 81.5 | 22 | 170.0 | 274 | 1938 | 26.5 | 31 | 3600 | | | |
| 5 | 0.50 | 22 | 7300 | 99.9 | 14 | 11.00 | 341 | 5769 | 79.0 | 23 | 240.0 | 268 | 1664 | 22.8 | 32 | 5000 | | | |
| 6 | 0.80 | 64 | 7278 | 99.6 | 15 | 16.00 | 279 | 5428 | 74.3 | 24 | 330.0 | 367 | 1396 | 19.1 | 33 | 7000 | | | |
| 7 | 1.10 | 47 | 7214 | 98.8 | 16 | 22.00 | 328 | 5149 | 70.5 | 25 | 470.0 | 236 | 1029 | 14.1 | 34 | | | | |
| 8 | 1.50 | 83 | 7167 | 98.1 | 17 | 31.00 | 388 | 4821 | 66.0 | 26 | 650.0 | 94 | 793 | 10.9 | | | | | |

LOWEST MEAN DISCHARGE, IN CFS, AND RANKING, FOR THE FOLLOWING NUMBER OF CONSECUTIVE DAYS IN YEAR ENDING MARCH 31

| YEAR | 1 | 3 | 7 | 14 | 30 | 60 | 90 | 120 | 183 | ANNUAL |
|---|---|---|---|---|---|---|---|---|---|---|
| 1954 | 0.00 1 | 0.23 1 | 1.04 5 | 2.01 6 | 2.54 6 | 3.06 4 | 3.17 2 | 3.63 2 | 8.88 1 | 90.40 2 |
| 1955 | 0.90 5 | 0.90 5 | 0.90 3 | 0.91 3 | 0.98 2 | 2.14 3 | 2.24 1 | 2.78 1 | 19.60 5 | 81.20 1 |
| 1956 | 0.50 3 | 0.67 4 | 0.94 4 | 1.56 4 | 2.12 4 | 9.25 12 | 37.90 13 | 70.00 16 | 150.00 18 | 336.00 15 |
| 1957 | 2.30 12 | 2.30 10 | 2.31 9 | 2.43 8 | 2.56 7 | 5.38 8 | 8.36 7 | 10.70 5 | 47.30 9 | 220.00 6 |
| 1958 | 4.20 18 | 4.40 17 | 4.77 16 | 9.69 18 | 17.50 18 | 56.50 18 | 97.50 19 | 122.00 18 | 312.00 20 | 529.00 20 |
| 1959 | 15.00 20 | 19.00 20 | 27.30 20 | 28.50 20 | 56.30 20 | 97.40 20 | 187.00 20 | 178.00 20 | 222.00 19 | 388.00 18 |
| 1960 | 2.20 10 | 3.00 14 | 3.21 14 | 9.54 17 | 16.80 17 | 37.20 16 | 47.60 15 | 59.70 14 | 104.00 13 | 246.00 10 |
| 1961 | 4.00 17 | 4.13 16 | 4.79 17 | 6.60 15 | 6.91 13 | 8.91 11 | 14.10 10 | 19.80 8 | 29.50 7 | 242.00 9 |
| 1962 | 2.80 13 | 2.80 12 | 2.86 12 | 3.00 11 | 15.20 15 | 39.00 17 | 41.40 14 | 49.60 12 | 66.80 11 | 375.00 17 |
| 1963 | 5.90 19 | 7.80 19 | 8.27 19 | 8.62 16 | 30.30 19 | 57.90 19 | 56.30 17 | 73.40 17 | 126.00 16 | 322.00 14 |
| 1964 | 2.30 11 | 2.30 11 | 2.39 11 | 2.49 9 | 2.71 9 | 3.47 5 | 4.93 3 | 6.38 3 | 17.10 2 | 232.00 8 |
| 1965 | 1.70 6 | 1.70 6 | 1.81 6 | 1.91 5 | 1.98 3 | 2.09 2 | 7.72 5 | 19.10 7 | 19.30 4 | 222.00 7 |
| 1966 | 1.90 8 | 1.90 7 | 2.01 7 | 3.34 13 | 6.80 12 | 13.40 13 | 23.10 11 | 21.80 9 | 48.00 10 | 143.00 3 |
| 1967 | 1.70 7 | 1.90 8 | 2.34 10 | 2.49 10 | 2.81 10 | 3.96 6 | 7.76 6 | 11.70 6 | 18.90 3 | 200.00 5 |
| 1968 | 2.20 9 | 2.20 9 | 2.20 8 | 2.25 7 | 2.63 8 | 4.52 7 | 7.59 4 | 10.60 4 | 26.40 6 | 290.00 13 |
| 1969 | 3.00 15 | 4.87 18 | 5.30 18 | 5.56 14 | 5.89 11 | 6.93 9 | 13.70 9 | 25.20 10 | 84.80 12 | 432.00 19 |
| 1970 | 3.40 16 | 3.63 15 | 3.77 15 | 10.50 19 | 15.40 16 | 24.20 15 | 57.80 18 | 154.00 19 | 138.00 17 | 278.00 12 |
| 1971 | 0.33 2 | 0.38 2 | 0.46 1 | 0.67 1 | 2.41 5 | 7.47 10 | 13.30 8 | 34.90 11 | 39.30 8 | 263.00 11 |
| 1972 | 0.63 4 | 0.67 3 | 0.78 2 | 0.84 2 | 0.85 1 | 1.02 1 | 52.10 16 | 60.40 15 | 106.00 14 | 173.00 4 |
| 1973 | 2.80 14 | 2.83 13 | 2.96 13 | 3.06 12 | 14.40 14 | 18.40 14 | 24.90 12 | 56.60 13 | 109.00 15 | 338.00 16 |

HIGHEST MEAN DISCHARGE, IN CFS, AND RANKING, FOR THE FOLLOWING NUMBER OF CONSECUTIVE DAYS IN YEAR ENDING SEPTEMBER 30

| YEAR | 1 | 3 | 7 | 15 | 30 | 60 | 90 | 120 | 183 | ANNUAL |
|---|---|---|---|---|---|---|---|---|---|---|
| 1954 | 564.0 20 | 557.0 20 | 434.0 20 | 278.0 20 | 222.0 20 | 159.0 20 | 132.0 20 | 115.0 20 | 87.4 20 | 45.6 20 |
| 1955 | 2300.0 16 | 1690.0 19 | 1030.0 19 | 818.0 18 | 710.0 18 | 426.0 18 | 350.0 18 | 296.0 18 | 248.0 18 | 155.0 18 |
| 1956 | 3060.0 1 | 2920.0 1 | 2630.0 3 | 1620.0 14 | 1090.0 13 | 753.0 11 | 613.0 11 | 588.0 8 | 491.0 9 | 369.0 4 |
| 1957 | 2880.0 3 | 2770.0 4 | 2600.0 5 | 2210.0 4 | 1430.0 5 | 1240.0 1 | 1040.0 2 | 966.0 1 | 760.0 1 | 415.0 2 |
| 1958 | 2500.0 11 | 2480.0 10 | 2450.0 6 | 2300.0 3 | 1330.0 7 | 848.0 8 | 666.0 9 | 533.0 13 | 419.0 13 | 357.0 5 |
| 1959 | 2380.0 13 | 2340.0 13 | 2270.0 12 | 2020.0 7 | 1540.0 4 | 1070.0 5 | 815.0 6 | 720.0 4 | 553.0 6 | 327.0 9 |
| 1960 | 2620.0 10 | 2580.0 9 | 2280.0 11 | 2130.0 6 | 1180.0 9 | 741.0 12 | 550.0 13 | 505.0 14 | 480.0 10 | 320.0 10 |
| 1961 | 2690.0 8 | 2660.0 7 | 2640.0 2 | 2530.0 2 | 1680.0 3 | 1100.0 4 | 1180.0 1 | 928.0 2 | 630.0 4 | 333.0 8 |
| 1962 | 2800.0 4 | 2760.0 5 | 2330.0 8 | 1930.0 10 | 1130.0 12 | 711.0 13 | 615.0 10 | 572.0 10 | 512.0 7 | 346.0 7 |
| 1963 | 2740.0 6 | 2440.0 11 | 2300.0 10 | 2160.0 5 | 1770.0 2 | 1040.0 6 | 716.0 8 | 569.0 11 | 398.0 14 | 229.0 13 |
| 1964 | 2920.0 2 | 2880.0 2 | 2800.0 1 | 1980.0 8 | 1200.0 8 | 1150.0 2 | 821.0 4 | 631.0 7 | 430.0 12 | 219.0 14 |
| 1965 | 2790.0 5 | 2790.0 3 | 2310.0 9 | 1160.0 17 | 883.0 16 | 531.0 16 | 483.0 16 | 395.0 17 | 312.0 17 | 171.0 17 |
| 1966 | 2070.0 18 | 2010.0 17 | 1190.0 18 | 680.0 19 | 437.0 19 | 302.0 19 | 265.0 19 | 238.0 19 | 194.0 19 | 104.0 19 |
| 1967 | 2180.0 17 | 2140.0 16 | 2070.0 14 | 1740.0 13 | 987.0 14 | 684.0 14 | 541.0 15 | 545.0 12 | 496.0 8 | 262.0 12 |
| 1968 | 2620.0 9 | 2580.0 8 | 2430.0 7 | 1900.0 11 | 1420.0 6 | 796.0 9 | 727.0 7 | 651.0 6 | 647.0 3 | 383.0 3 |
| 1969 | 2700.0 7 | 2660.0 6 | 2610.0 4 | 2550.0 1 | 1890.0 1 | 1110.0 3 | 878.0 3 | 787.0 3 | 589.0 5 | 354.0 6 |
| 1970 | 2410.0 12 | 2340.0 12 | 1960.0 16 | 1280.0 16 | 949.0 15 | 589.0 15 | 544.0 14 | 580.0 9 | 479.0 11 | 285.0 11 |
| 1971 | 2360.0 14 | 2280.0 14 | 2100.0 13 | 1950.0 9 | 1140.0 11 | 791.0 10 | 579.0 12 | 465.0 15 | 375.0 15 | 208.0 16 |
| 1972 | 2030.0 19 | 1990.0 18 | 1840.0 17 | 1470.0 15 | 809.0 17 | 516.0 17 | 465.0 17 | 408.0 16 | 336.0 16 | 213.0 15 |
| 1973 | 2300.0 15 | 2200.0 15 | 2020.0 15 | 1900.0 12 | 1170.0 10 | 942.0 7 | 819.0 5 | 709.0 5 | 701.0 2 | 529.0 1 |

STATISTICS ON NORMAL MONTHLY MEANS(ALL DAYS)

| OCT | NOV | DEC | JAN | FEB | MARCH | APRIL | MAY | JUNE | JULY | AUG | SEPT |
|---|---|---|---|---|---|---|---|---|---|---|---|
| BY ROWS(MEAN,VARIANCE,STANDARD DEVIATION, SKEWNESS, COEFF. OF VARIATION,PERCENTAGE OF AVERAGE FLOW) | | | | | | | | | | | |
| 0.8998E+02 | 0.1840E+03 | 0.1983E+03 | 0.2729E+03 | 0.4688E+03 | 0.4695E+03 | 0.5510E+03 | 0.3720E+03 | 0.3312E+03 | 0.2507E+03 | 0.8143E+02 | 0.6355E+02 |
| 0.1550E+05 | 0.7262E+05 | 0.5560E+05 | 0.7699E+05 | 0.1697E+06 | 0.9585E+05 | 0.1533E+06 | 0.1002E+06 | 0.1646E+06 | 0.1087E+06 | 0.2148E+05 | 0.1183E+05 |
| 0.1245E+03 | 0.2695E+03 | 0.2358E+03 | 0.2775E+03 | 0.4119E+03 | 0.3096E+03 | 0.3915E+03 | 0.3166E+03 | 0.4057E+03 | 0.3297E+03 | 0.1466E+03 | 0.1088E+03 |
| 0.1999E+01 | 0.1973E+01 | 0.1649E+01 | 0.2697E+01 | 0.1454E+01 | 0.7410E+00 | 0.8512E+00 | 0.1196E+01 | 0.1746E+01 | 0.1673E+01 | 0.3057E+01 | 0.2850E+01 |
| 0.1384E+01 | 0.1465E+01 | 0.1189E+01 | 0.1017E+01 | 0.8787E+00 | 0.6594E+00 | 0.7106E+00 | 0.8509E+00 | 0.1225E+01 | 0.1315E+01 | 0.1800E+01 | 0.1711E+01 |
| 0.2699E+01 | 0.5520E+01 | 0.5950E+01 | 0.8187E+01 | 0.1406E+02 | 0.1409E+02 | 0.1653E+02 | 0.1116E+02 | 0.9937E+01 | 0.7522E+01 | 0.2443E+01 | 0.1906E+01 |

STATISTICS ON NORMAL ANNUAL MEANS(ALL DAYS)

| MEAN | VARIANCE | STANDARD DEVIATION | SKEWNESS | COEFF. OF VARIATION | SERIAL CORR |
|---|---|---|---|---|---|
| 0.2763E+03 | 0.1306E+05 | 0.1143E+03 | 0.1303E-01 | 0.4137E+00 | 0.4495E+00 |

STATISTICS ON LOG MONTHLY MEANS(ALL DAYS)

| OCT | NOV | DEC | JAN | FEB | MARCH | APRIL | MAY | JUNE | JULY | AUG | SEPT |
|---|---|---|---|---|---|---|---|---|---|---|---|
| BY ROWS(MEAN,VARIANCE,STANDARD DEVIATION, SKEWNESS, COEFF. OF VARIATION,PERCENTAGE OF AVERAGE FLOW) | | | | | | | | | | | |
| 0.1534E+01 | 0.1709E+01 | 0.1901E+01 | 0.2269E+01 | 0.2503E+01 | 0.2572E+01 | 0.2618E+01 | 0.2416E+01 | 0.2172E+01 | 0.1950E+01 | 0.1454E+01 | 0.1347E+01 |
| 0.4418E+00 | 0.7199E+00 | 0.5405E+00 | 0.1594E+00 | 0.1738E+00 | 0.9951E-01 | 0.1332E+00 | 0.1514E+00 | 0.4137E+00 | 0.5342E+00 | 0.4123E+00 | 0.4683E+00 |
| 0.6647E+00 | 0.8465E+00 | 0.7352E+00 | 0.3992E+00 | 0.4169E+00 | 0.3155E+00 | 0.3649E+00 | 0.3891E+00 | 0.6432E+00 | 0.7309E+00 | 0.6421E+00 | 0.6843E+00 |
| 0.9869E-01 | -0.4046E+00 | -0.7581E+00 | -0.1252E+00 | -0.3125E+00 | -0.2616E+00 | -0.6370E+00 | -0.8287E-01 | -0.5328E+00 | -0.2840E+00 | 0.3450E+00 | -0.9395E-01 |
| 0.4333E+00 | 0.4964E+00 | 0.3867E+00 | 0.1760E+00 | 0.1666E+00 | 0.1227E+00 | 0.1394E+00 | 0.1610E+00 | 0.2962E+00 | 0.3747E+00 | 0.4417E+00 | 0.5080E+00 |
| 0.6275E+01 | 0.6992E+01 | 0.7777E+01 | 0.9282E+01 | 0.1024E+02 | 0.1052E+02 | 0.1071E+02 | 0.9884E+01 | 0.8884E+01 | 0.7979E+01 | 0.5947E+01 | 0.5510E+01 |

STATISTICS ON LOG ANNUAL MEANS(ALL DAYS)

| MEAN | VARIANCE | STANDARD DEVIATION | SKEWNESS | COEFF. OF VARIATION | SERIAL CORR |
|---|---|---|---|---|---|
| 0.2392E+01 | 0.5642E-01 | 0.2375E+00 | -0.1598E+01 | 0.9928E-01 | 0.4199E+00 |

## 03359500 Deer Creek near Putnamville, Ind.

LOCATION.--Lat 39°34'04", long 86°52'00", in SW¼NW¼ sec.16, T.13 N., R.4 W., Putnam County, on right bank at downstream side of bridge on State Highway 243, 0.4 mile (0.6 km) southwest of Putnamville, 0.4 mile (0.6 km) downstream from small left-bank tributary, and 0.8 mile (12.8 km) downstream from Limestone Creek.

DRAINAGE AREA.--59.0 mi² (152.8 km²).

### DURATION TABLE OF DAILY DISCHARGE FOR YEAR ENDING SEPTEMBER 30

NUMBER OF DAYS IN CLASS

| YEAR | 0 | 1 | 2 | 3 | 4 | 5 | 6 | 7 | 8 | 9 | 10 | 11 | 12 | 13 | 14 | 15 | 16 | 17 | 18 | 19 | 20 | 21 | 22 | 23 | 24 | 25 | 26 | 27 | 28 | 29 | 30 | 31 | 32 | 33 | 34 | CFS-DAYS |
|---|---|---|---|---|---|---|---|---|---|---|---|---|---|---|---|---|---|---|---|---|---|---|---|---|---|---|---|---|---|---|---|---|---|---|---|---|
| 1955 | 10 | 16 | 22 | 10 | 4 | 16 | 7 | 20 | 22 | 11 | 11 | 7 | 15 | 12 | 5 | 15 | 27 | 29 | 27 | 26 | 21 | 8 | 7 | 4 | 3 | 4 | 2 | 2 | 1 | | | | 1 | | | 16690.4 |
| 1956 | | | 4 | 8 | 4 | 3 | 3 | 9 | 10 | 12 | 5 | 5 | 15 | 16 | 10 | 28 | 19 | 40 | 52 | 33 | 31 | 20 | 12 | 6 | 7 | 3 | 2 | 4 | 2 | 1 | | 2 | | | | 25675.6 |
| 1957 | | | 14 | 4 | 2 | 5 | | 4 | 11 | 5 | 5 | 24 | 14 | 17 | 14 | 12 | 29 | 28 | 39 | 27 | 35 | 13 | 12 | 14 | 12 | 8 | 4 | 4 | 5 | 3 | | 1 | | | | 33012.3 |
| 1958 | | | | | | | 2 | 7 | 3 | 3 | | 7 | 22 | 14 | 19 | 22 | 52 | 48 | 49 | 33 | 22 | 15 | 10 | 17 | 6 | 1 | 4 | 1 | 4 | 2 | 2 | | | | | 27013.8 |
| 1959 | | | | | 2 | 1 | 2 | 14 | 13 | 18 | 12 | 16 | 17 | 36 | 30 | 16 | 14 | 15 | 26 | 39 | 37 | 24 | 10 | 9 | 6 | 3 | 1 | 1 | 1 | 1 | | 1 | | | | 20182.9 |
| 1960 | | | | | | | | 28 | 7 | 9 | 9 | 15 | 14 | 12 | 22 | 23 | 45 | 61 | 33 | 24 | 25 | 16 | 8 | 7 | 2 | 2 | 2 | | 1 | | | | 1 | | | 17832.8 |
| 1961 | | | | | 3 | 8 | 32 | 12 | 12 | 11 | 15 | 37 | 34 | 25 | 17 | 18 | 20 | 20 | 13 | 15 | 13 | 17 | 13 | 9 | 6 | 4 | 5 | 3 | | | 2 | | 1 | | | 23183.0 |
| 1962 | | | | | | | | 2 | 11 | 26 | 12 | 23 | 11 | 11 | 10 | 14 | 34 | 43 | 48 | 36 | 22 | 18 | 10 | 13 | 9 | 2 | 3 | | 2 | 1 | | 3 | 1 | | | 30164.4 |
| 1963 | | 16 | 2 | 2 | 1 | 3 | | 19 | 7 | 7 | 12 | 13 | 11 | 37 | 79 | 43 | 28 | 20 | 14 | 5 | 7 | 17 | 6 | 4 | 3 | 3 | 2 | | 1 | 1 | | | 1 | 1 | | 20453.2 |
| 1964 | | 27 | 27 | 29 | 11 | 15 | 8 | 26 | 7 | 18 | 16 | 10 | 18 | 5 | 16 | 23 | 20 | 10 | 16 | 17 | 14 | 8 | 4 | 2 | 2 | 4 | 4 | 3 | 3 | 1 | | 1 | 1 | | | 20460.4 |
| 1965 | | | | 3 | 21 | 37 | 8 | 11 | 11 | 20 | 14 | 26 | 16 | 14 | 10 | 13 | 22 | 32 | 29 | 25 | 21 | 9 | 2 | 12 | 3 | 3 | | 1 | | 1 | 1 | | | | | 14321.8 |
| 1968 | | | | | 1 | 2 | | 2 | 20 | 16 | 17 | 15 | 17 | 13 | 25 | 37 | 43 | 21 | 24 | 24 | 18 | 20 | 18 | 9 | 5 | 7 | 3 | 2 | 1 | 3 | 3 | | | | | 27732.5 |
| 1969 | | | | | | | 2 | 8 | 17 | 20 | 9 | 21 | 23 | 18 | 14 | 21 | 46 | 31 | 34 | 27 | 21 | 14 | 17 | 5 | 5 | 2 | 1 | 2 | 2 | 4 | | 1 | | | | 23257.8 |
| 1970 | | | | 1 | 1 | 9 | 4 | 4 | 9 | 16 | 17 | 17 | 17 | 14 | 17 | 17 | 32 | 33 | 33 | 38 | 22 | 23 | 14 | 7 | 4 | 8 | 2 | 3 | 2 | 1 | | | | | | 21385.7 |
| 1971 | | | | 1 | 1 | 3 | | 6 | 12 | 6 | 5 | 25 | 21 | 25 | 49 | 38 | 35 | 36 | 26 | 15 | 22 | 22 | 4 | 2 | 4 | 2 | 2 | 1 | | 1 | 1 | | | | | 15810.1 |
| 1972 | | 1 | 2 | 2 | 5 | 6 | 3 | 5 | 12 | 15 | 31 | 38 | 18 | 16 | 13 | 16 | 31 | 33 | 30 | 24 | 19 | 17 | 12 | 7 | 3 | 2 | 1 | 3 | 1 | | | | | | | 15051.7 |

| CLASS | CFS | TOTAL | ACCUM | PERCT | CLASS | CFS | TOTAL | ACCUM | PERCT | CLASS | CFS | TOTAL | ACCUM | PERCT | CLASS | CFS | TOTAL | ACCUM | PERCT |
|---|---|---|---|---|---|---|---|---|---|---|---|---|---|---|---|---|---|---|---|
| 0 | 0.00 | 10 | 5845 | 100.0 | 9 | 1.80 | 213 | 5048 | 86.4 | 18 | 31.0 | 493 | 2075 | 35.5 | 27 | 550 | 30 | 101 | 1.7 |
| 1 | 0.10 | 60 | 5835 | 99.8 | 10 | 2.40 | 190 | 4835 | 82.7 | 19 | 43.0 | 408 | 1582 | 27.1 | 28 | 760 | 26 | 71 | 1.2 |
| 2 | 0.20 | 71 | 5775 | 98.8 | 11 | 3.30 | 299 | 4645 | 79.5 | 20 | 59.0 | 350 | 1174 | 20.1 | 29 | 1000 | 20 | 45 | .7 |
| 3 | 0.30 | 60 | 5704 | 97.6 | 12 | 4.60 | 283 | 4346 | 74.4 | 21 | 81.0 | 261 | 824 | 14.1 | 30 | 1400 | 9 | 25 | .4 |
| 4 | 0.40 | 56 | 5644 | 96.6 | 13 | 6.30 | 285 | 4063 | 69.5 | 22 | 110.0 | 159 | 563 | 9.6 | 31 | 2000 | 9 | 16 | .2 |
| 5 | 0.50 | 108 | 5588 | 95.6 | 14 | 8.70 | 350 | 3778 | 64.6 | 23 | 150.0 | 127 | 404 | 6.9 | 32 | 2700 | 6 | 7 | .1 |
| 6 | 0.70 | 71 | 5480 | 93.8 | 15 | 12.00 | 356 | 3428 | 58.6 | 24 | 210.0 | 80 | 277 | 4.7 | 33 | 3800 | 1 | 1 | |
| 7 | 0.90 | 177 | 5409 | 92.5 | 16 | 16.00 | 497 | 3072 | 52.6 | 25 | 290.0 | 58 | 197 | 3.4 | 34 | | | | |
| 8 | 1.30 | 184 | 5232 | 89.5 | 17 | 23.00 | 500 | 2575 | 44.1 | 26 | 400.0 | 38 | 139 | 2.4 | | | | | |

### LOWEST MEAN DISCHARGE, IN CFS, AND RANKING, FOR THE FOLLOWING NUMBER OF CONSECUTIVE DAYS IN YEAR ENDING MARCH 31

| YEAR | 1 | | 3 | | 7 | | 14 | | 30 | | 60 | | 90 | | 120 | | 183 | | ANNUAL | |
|---|---|---|---|---|---|---|---|---|---|---|---|---|---|---|---|---|---|---|---|---|
| 1956 | 0.10 | 1 | 0.10 | 1 | 0.10 | 1 | 0.10 | 1 | 0.20 | 3 | 2.10 | 5 | 11.10 | 10 | 19.10 | 11 | 54.80 | 13 | 71.20 | 9 |
| 1957 | 0.20 | 4 | 0.20 | 4 | 0.20 | 4 | 0.20 | 4 | 0.30 | 4 | 1.30 | 3 | 1.70 | 3 | 2.60 | 3 | 14.10 | 8 | 49.40 | 5 |
| 1958 | 0.70 | 8 | 0.80 | 9 | 0.90 | 9 | 1.10 | 8 | 2.50 | 11 | 4.70 | 10 | 17.90 | 14 | 20.90 | 13 | 68.50 | 14 | 109.00 | 14 |
| 1959 | 3.00 | 14 | 3.10 | 14 | 4.20 | 14 | 4.90 | 14 | 8.30 | 14 | 13.10 | 14 | 15.00 | 13 | 23.40 | 14 | 33.40 | 11 | 71.50 | 10 |
| 1960 | 0.40 | 5 | 0.50 | 7 | 0.70 | 7 | 0.90 | 7 | 2.40 | 10 | 4.60 | 9 | 8.80 | 9 | 9.20 | 8 | 14.80 | 9 | 46.20 | 4 |
| 1961 | 0.40 | 6 | 0.40 | 5 | 0.50 | 5 | 0.50 | 5 | 0.70 | 5 | 1.70 | 4 | 2.60 | 4 | 3.10 | 4 | 5.40 | 3 | 45.80 | 3 |
| 1962 | 0.70 | 9 | 0.80 | 8 | 0.80 | 8 | 0.80 | 6 | 1.50 | 6 | 6.60 | 12 | 7.20 | 8 | 9.30 | 9 | 12.00 | 5 | 75.80 | 12 |
| 1963 | 1.20 | 12 | 1.30 | 12 | 1.40 | 13 | 1.70 | 11 | 4.10 | 13 | 12.60 | 13 | 12.20 | 11 | 15.00 | 10 | 49.90 | 12 | 91.80 | 13 |
| 1964 | 0.10 | 2 | 0.10 | 2 | 0.10 | 2 | 0.10 | 2 | 0.10 | 1 | 0.20 | 1 | 0.70 | 2 | 0.80 | 2 | 4.40 | 2 | 31.70 | 1 |
| 1965 | 0.10 | 3 | 0.10 | 3 | 0.10 | 3 | 0.10 | 3 | 0.20 | 2 | 0.60 | 2 | 0.60 | 1 | 0.70 | 1 | 2.80 | 1 | 54.50 | 7 |
| 1969 | 1.20 | 13 | 1.30 | 13 | 1.30 | 12 | 1.60 | 9 | 2.20 | 8 | 2.60 | 6 | 3.80 | 6 | 4.40 | 6 | 12.00 | 6 | 75.50 | 11 |
| 1970 | 0.80 | 10 | 0.90 | 10 | 1.00 | 10 | 1.80 | 12 | 2.20 | 9 | 5.10 | 11 | 12.60 | 12 | 20.80 | 12 | 21.50 | 10 | 56.40 | 8 |
| 1971 | 0.40 | 7 | 0.50 | 6 | 0.70 | 6 | 1.60 | 10 | 2.00 | 7 | 2.60 | 7 | 2.90 | 5 | 3.80 | 5 | 8.50 | 4 | 54.30 | 6 |
| 1972 | 1.10 | 11 | 1.10 | 11 | 1.30 | 11 | 2.10 | 13 | 3.40 | 12 | 3.50 | 8 | 5.20 | 7 | 5.90 | 7 | 13.60 | 7 | 32.80 | 2 |

### HIGHEST MEAN DISCHARGE, IN CFS, AND RANKING, FOR THE FOLLOWING NUMBER OF CONSECUTIVE DAYS IN YEAR ENDING SEPTEMBER 30

| YEAR | 1 | | 3 | | 7 | | 15 | | 30 | | 60 | | 90 | | 120 | | 183 | | ANNUAL | |
|---|---|---|---|---|---|---|---|---|---|---|---|---|---|---|---|---|---|---|---|---|
| 1955 | 3530.0 | 5 | 1490.0 | 4 | 646.0 | 8 | 307.0 | 10 | 153.0 | 16 | 88.3 | 16 | 70.7 | 16 | 68.6 | 16 | 60.8 | 16 | 45.7 | 13 |
| 1956 | 2160.0 | 9 | 991.0 | 13 | 483.0 | 13 | 315.0 | 9 | 216.0 | 10 | 157.0 | 10 | 140.0 | 9 | 125.0 | 9 | 101.0 | 8 | 70.2 | 5 |
| 1957 | 2670.0 | 7 | 1050.0 | 12 | 685.0 | 6 | 409.0 | 7 | 283.0 | 5 | 255.0 | 4 | 242.0 | 1 | 203.0 | 1 | 158.0 | 1 | 90.4 | 1 |
| 1958 | 1690.0 | 14 | 1240.0 | 9 | 686.0 | 5 | 467.0 | 5 | 281.0 | 6 | 182.0 | 6 | 142.0 | 7 | 111.0 | 11 | 96.2 | 10 | 74.0 | 4 |
| 1959 | 2180.0 | 8 | 1170.0 | 10 | 553.0 | 11 | 290.0 | 12 | 241.0 | 8 | 171.0 | 8 | 140.0 | 8 | 128.0 | 7 | 95.4 | 11 | 55.3 | 11 |
| 1960 | 3480.0 | 6 | 1260.0 | 8 | 580.0 | 9 | 285.0 | 14 | 154.0 | 15 | 95.2 | 15 | 84.7 | 15 | 78.8 | 14 | 79.0 | 12 | 48.7 | 12 |
| 1961 | 3650.0 | 3 | 1720.0 | 3 | 857.0 | 3 | 546.0 | 3 | 366.0 | 2 | 272.0 | 3 | 223.0 | 2 | 175.0 | 2 | 118.0 | 3 | 63.5 | 7 |
| 1962 | 3600.0 | 4 | 1290.0 | 6 | 580.0 | 10 | 444.0 | 6 | 239.0 | 9 | 159.0 | 9 | 132.0 | 10 | 114.0 | 10 | 106.0 | 6 | 82.6 | 2 |
| 1963 | 6000.0 | 1 | 2390.0 | 1 | 1090.0 | 1 | 661.0 | 1 | 500.0 | 1 | 273.0 | 2 | 192.0 | 4 | 150.0 | 4 | 103.0 | 7 | 56.0 | 9 |
| 1964 | 3760.0 | 2 | 1890.0 | 2 | 1020.0 | 2 | 561.0 | 2 | 361.0 | 3 | 302.0 | 1 | 210.0 | 3 | 163.0 | 3 | 110.0 | 5 | 55.9 | 10 |
| 1965 | 1760.0 | 13 | 1050.0 | 11 | 504.0 | 12 | 258.0 | 15 | 178.0 | 13 | 116.0 | 13 | 106.0 | 13 | 90.5 | 13 | 72.1 | 13 | 39.2 | 16 |
| 1968 | 1850.0 | 12 | 1290.0 | 7 | 670.0 | 7 | 381.0 | 8 | 215.0 | 11 | 177.0 | 7 | 143.0 | 6 | 136.0 | 6 | 136.0 | 2 | 75.8 | 3 |
| 1969 | 2100.0 | 10 | 1450.0 | 5 | 740.0 | 4 | 517.0 | 4 | 337.0 | 4 | 218.0 | 5 | 158.0 | 5 | 149.0 | 5 | 111.0 | 4 | 63.7 | 6 |
| 1970 | 1330.0 | 15 | 637.0 | 15 | 411.0 | 15 | 287.0 | 13 | 187.0 | 12 | 132.0 | 12 | 128.0 | 11 | 127.0 | 8 | 98.9 | 9 | 58.6 | 8 |
| 1971 | 1900.0 | 11 | 819.0 | 14 | 470.0 | 14 | 293.0 | 11 | 250.0 | 7 | 156.0 | 11 | 112.0 | 12 | 91.6 | 12 | 71.4 | 15 | 43.3 | 14 |
| 1972 | 782.0 | 16 | 514.0 | 16 | 343.0 | 16 | 227.0 | 16 | 157.0 | 14 | 112.0 | 14 | 85.7 | 14 | 77.9 | 15 | 71.7 | 14 | 41.1 | 15 |

STATISTICS ON NORMAL MONTHLY MEANS(ALL DAYS)

| OCT | NOV | DEC | JAN | FEB | MARCH | APRIL | MAY | JUNE | JULY | AUG | SEPT |
|---|---|---|---|---|---|---|---|---|---|---|---|
| BY MONTHS(MEAN,VARIANCE,STANDARD DEVIATION, SKEWNESS, COEFF. OF VARIATION,PERCENTAGE OF AVERAGE FLOW) | | | | | | | | | | | |
| 0.1097E+02 | 0.3070E+02 | 0.4533E+02 | 0.5720E+02 | 0.4362E+02 | 0.1454E+03 | 0.1258E+03 | 0.8273E+02 | 0.7453E+02 | 0.3464E+02 | 0.1488E+02 | 0.4020E+02 |
| 0.3017E+03 | 0.1721E+04 | 0.5807E+04 | 0.1468E+04 | 0.4259E+04 | 0.1689E+05 | 0.1026E+05 | 0.5420E+04 | 0.6859E+04 | 0.1461E+04 | 0.2789E+03 | 0.6042E+04 |
| 0.1737E+02 | 0.4149E+02 | 0.7620E+02 | 0.4436E+02 | 0.6526E+02 | 0.1300E+03 | 0.1013E+03 | 0.7362E+02 | 0.8282E+02 | 0.3822E+02 | 0.1670E+02 | 0.7773E+02 |
| 0.2532E+01 | 0.1940E+01 | 0.2955E+01 | 0.9425E+00 | 0.4930E+00 | 0.1744E+01 | 0.1428E+01 | 0.1515E+01 | 0.1302E+01 | 0.1720E+01 | 0.1339E+01 | 0.2124E+01 |
| 0.1583E+01 | 0.1381E+01 | 0.1681E+01 | 0.7755E+00 | 0.7804E+00 | 0.8940E+00 | 0.8052E+00 | 0.8899E+00 | 0.1111E+01 | 0.1103E+01 | 0.1122E+01 | 0.1933E+01 |
| 0.1471E+01 | 0.4116E+01 | 0.8077E+01 | 0.7668E+01 | 0.1121E+02 | 0.1949E+02 | 0.1686E+02 | 0.1109E+02 | 0.9991E+01 | 0.4644E+01 | 0.1995E+01 | 0.5389E+01 |

STATISTICS ON NORMAL ANNUAL MEANS(ALL DAYS)

| MEAN | VARIANCE | STANDARD DEVIATION | SKEWNESS | COEFF. OF VARIATION | SERIAL CORR |
|---|---|---|---|---|---|
| 0.6197E+02 | 0.2525E+03 | 0.1589E+02 | 0.4606E+00 | 0.2564E+00 | 0.2280E+00 |

STATISTICS ON LOG MONTHLY MEANS(ALL DAYS)

| OCT | NOV | DEC | JAN | FEB | MARCH | APRIL | MAY | JUNE | JULY | AUG | SEPT |
|---|---|---|---|---|---|---|---|---|---|---|---|
| BY MONTHS(MEAN,VARIANCE,STANDARD DEVIATION, SKEWNESS, COEFF. OF VARIATION,PERCENTAGE OF AVERAGE FLOW) | | | | | | | | | | | |
| 0.4736E+00 | 0.1048E+01 | 0.1254E+01 | 0.1620E+01 | 0.1743E+01 | 0.2033E+01 | 0.1979E+01 | 0.1784E+01 | 0.1580E+01 | 0.1313E+01 | 0.8545E+00 | 0.8632E+00 |
| 0.7011E+00 | 0.5368E+00 | 0.4309E+00 | 0.1474E+00 | 0.1472E+00 | 0.1156E+00 | 0.1158E+00 | 0.1218E+00 | 0.3308E+00 | 0.2200E+00 | 0.3841E+00 | 0.7240E+00 |
| 0.8373E+00 | 0.7340E+00 | 0.8544E+00 | 0.3839E+00 | 0.3837E+00 | 0.3400E+00 | 0.3403E+00 | 0.3491E+00 | 0.5752E+00 | 0.4690E+00 | 0.6198E+00 | 0.8509E+00 |
| -0.2958E-01 | -0.1726E+00 | -0.2895E+00 | -0.2125E+00 | -0.1589E+00 | 0.5885E+00 | 0.2084E+00 | 0.4448E+00 | -0.1805E+00 | 0.2982E+00 | -0.3428E+00 | 0.5699E+00 |
| 0.1768E+01 | 0.7005E+00 | 0.5235E+00 | 0.2370E+00 | 0.2151E+00 | 0.1673E+00 | 0.1720E+00 | 0.1957E+00 | 0.3641E+00 | 0.3572E+00 | 0.7253E+00 | 0.9857E+00 |
| 0.2855E+01 | 0.5316E+01 | 0.7559E+01 | 0.9765E+01 | 0.1075E+02 | 0.1226E+02 | 0.1193E+02 | 0.1076E+02 | 0.9526E+01 | 0.7917E+01 | 0.5152E+01 | 0.5205E+01 |

STATISTICS ON LOG ANNUAL MEANS(ALL DAYS)

| MEAN | VARIANCE | STANDARD DEVIATION | SKEWNESS | COEFF. OF VARIATION | SERIAL CORR |
|---|---|---|---|---|---|
| 0.1779E+01 | 0.1235E-01 | 0.1113E+00 | 0.2333E-01 | 0.6254E-01 | 0.2219E+00 |

**ANNUAL PEAKS**

| | |
|---|---|
| 1955 | 4200 |
| 1956 | 4200 |
| 1957 | 4930 |
| 1958 | 5210 |
| 1959 | 4430 |
| 1960 | 7450 |
| 1961 | 7710 |
| 1962 | 10500 |
| 1963 | 10700 |
| 1964 | 8640 |
| 1965 | 6080 |
| 1968 | 8900 |
| 1969 | 4430 |
| 1970 | 3410 |
| 1971 | 4110 |
| 1972 | 2220 |

## 03360000 Eel River at Bowling Green, Ind.

LOCATION.--Lat 39°23'02", long 87°01'12", in NE¼NE¼ sec.24, T.11 N., R.6 W., Clay County, on left bank 500 ft (152 m) downstream from bridge on State Highway 46 at Bowling Green, and 0.5 mile (0.8 km) downstream from Jordan Creek.

DRAINAGE AREA.--830 mi² (2,150 km²).

REMARKS.--Flow regulated by Cagles Mill Lake (See sta 03358900).

QUANTILE TABLE OF DAILY DISCHARGE FOR YEAR ENDING SEPTEMBER 30

| YEAR | 0 | 1 | 2 | 3 | 4 | 5 | 6 | 7 | 8 | 9 | 10 | 11 | 12 | 13 | 14 | 15 | 16 | 17 | 18 | 19 | 20 | 21 | 22 | 23 | 24 | 25 | 26 | 27 | 28 | 29 | 30 | 31 | 32 | 33 | 34 | CFS_DAYS |
|---|---|---|---|---|---|---|---|---|---|---|---|---|---|---|---|---|---|---|---|---|---|---|---|---|---|---|---|---|---|---|---|---|---|---|---|---|
| | | | | | | | | | | | NUMBER OF DAYS IN CLASS | | | | | | | | | | | | | | | | | | | | | | | | | |
| 1932 | | | | | | | | | | 16 | 32 | 34 | 13 | 21 | 24 | 24 | 31 | 18 | 22 | 17 | 20 | 25 | 12 | 14 | 10 | 8 | 5 | 8 | 3 | 4 | 5 | | | | | 353689.0 |
| 1933 | | | | | | | | | 32 | 25 | 15 | 5 | 9 | 15 | 9 | 17 | 6 | 8 | 26 | 39 | 22 | 26 | 22 | 27 | 9 | 10 | 9 | 8 | 11 | 6 | 7 | 2 | | | | | 515285.0 |
| 1934 | | | | 3 | 5 | 8 | 10 | 23 | 30 | 54 | 43 | 26 | 29 | 20 | 17 | 16 | 12 | 5 | 3 | 5 | 5 | 4 | 3 | | 1 | | 2 | 1 | | | | | | | | 111639.0 |
| 1935 | | | | | | | 6 | 7 | 14 | 34 | 21 | 16 | 13 | 19 | 41 | 23 | 42 | 27 | 22 | 18 | 14 | 8 | 8 | 4 | 3 | 2 | 3 | 4 | 4 | 1 | 1 | | | | | 257513.0 |
| 1936 | | | 6 | 7 | 16 | 26 | 27 | 21 | 10 | 4 | 19 | 22 | 24 | 30 | 19 | 16 | 9 | 18 | 19 | 9 | 13 | 10 | 4 | 9 | 1 | 2 | 1 | 2 | 1 | 1 | | | | | | 164998.0 |
| 1937 | | | | | | | | | | 3 | 14 | 30 | 24 | 28 | 28 | 22 | 16 | 35 | 18 | 20 | 24 | 21 | 17 | 19 | 10 | 8 | 7 | 5 | 4 | 5 | 4 | 1 | 1 | | 1 | 422532.0 |
| 1938 | | | | | | | | | | 2 | 6 | 12 | 15 | 29 | 29 | 40 | 36 | 24 | 23 | 21 | 26 | 16 | 19 | 12 | 10 | 4 | 7 | 6 | 7 | 3 | 10 | 5 | | 1 | | 500711.0 |
| 1939 | | | | | 1 | 7 | 14 | 3 | 4 | 33 | 19 | 15 | 19 | 35 | 26 | 19 | 14 | 12 | 21 | 24 | 21 | 18 | 10 | 13 | 8 | 5 | 3 | 7 | 4 | 1 | 5 | 5 | | | | 359165.0 |
| 1940 | | | | | 12 | 33 | 40 | 64 | 22 | 11 | 15 | 9 | 8 | 17 | 17 | 15 | 11 | 14 | 5 | 15 | 13 | 15 | 4 | 9 | 5 | 1 | 2 | 1 | 1 | 3 | | | | | | 151121.0 |
| 1941 | | | | | 15 | 34 | 25 | 14 | 21 | 21 | 27 | 51 | 48 | 27 | 15 | 16 | 10 | 7 | 3 | 10 | 2 | 4 | 1 | 3 | 1 | 2 | | 2 | 1 | 1 | | | | | | 90432.0 |
| 1942 | | | | | 1 | 1 | 1 | | | 16 | 15 | 15 | 15 | 34 | 35 | 31 | 23 | 16 | 30 | 15 | 19 | 26 | 19 | 13 | 10 | 7 | 5 | 8 | 6 | 2 | 2 | | | | | 336282.0 |
| 1943 | | | | | | | | 21 | 22 | 20 | 20 | 22 | 10 | 11 | 12 | 35 | 43 | 28 | 24 | 24 | 14 | 12 | 7 | 7 | 7 | 5 | 6 | 2 | 4 | 3 | 1 | 1 | 3 | 1 | | 325250.0 |
| 1944 | | | | | 7 | 10 | 33 | 35 | 32 | 31 | 39 | 24 | 17 | 12 | 5 | 5 | 8 | 14 | 12 | 19 | 17 | 15 | 6 | 4 | 3 | 3 | 3 | 3 | 2 | 2 | 2 | 1 | 2 | | | 227339.0 |
| 1945 | | | | | | 23 | 24 | 42 | 35 | 22 | 14 | 5 | 13 | 13 | 9 | 16 | 11 | 16 | 22 | 17 | 20 | 8 | 13 | 6 | 5 | 2 | 8 | 7 | 2 | 6 | 4 | 2 | | | | 311272.0 |
| 1946 | | | | | 9 | 7 | 12 | 0 | 3 | 7 | 14 | 3 | 17 | 16 | 27 | 22 | 28 | 31 | 23 | 24 | 21 | 20 | 18 | 16 | 9 | 8 | 7 | 4 | 3 | 5 | 1 | | | | | 325076.0 |
| 1947 | | | | | | 4 | 13 | 4 | 11 | 8 | 13 | 13 | 16 | 12 | 41 | 24 | 14 | 27 | 22 | 22 | 26 | 24 | 19 | 11 | 9 | 10 | 1 | 7 | 4 | 1 | 3 | 1 | | | | 323579.0 |
| 1948 | | | | | | | | | 2 | 5 | 30 | 45 | 43 | 63 | 21 | 16 | 17 | 22 | 17 | 12 | 13 | 12 | 4 | 9 | 7 | 4 | 4 | 4 | 5 | 4 | 1 | 1 | 1 | | | 271984.0 |

| CLASS | CFS | TOTAL | ACCUM | PERCT | CLASS | CFS | TOTAL | ACCUM | PERCT | CLASS | CFS | TOTAL | ACCUM | PERCT | CLASS | CFS | TOTAL | ACCUM | PERCT |
|---|---|---|---|---|---|---|---|---|---|---|---|---|---|---|---|---|---|---|---|
| 0 | 0.00 | 0 | 621 | 100.0 | 9 | 74.00 | 346 | 5074 | 81.7 | 18 | 520.0 | 325 | 1804 | 29.0 | 27 | 5300 | 65 | 194 | 3.1 |
| 1 | 11.00 | 0 | 621 | 100.0 | 10 | 93.00 | 421 | 4728 | 76.1 | 19 | 790.0 | 290 | 1479 | 23.8 | 28 | 6700 | 52 | 129 | 2.0 |
| 2 | 14.00 | 0 | 621 | 100.0 | 11 | 120.00 | 348 | 4307 | 69.4 | 20 | 1000.0 | 274 | 1189 | 19.1 | 29 | 8500 | 47 | 77 | 1.2 |
| 3 | 16.00 | 52 | 621 | 99.5 | 12 | 150.00 | 393 | 3959 | 63.8 | 21 | 1300.0 | 194 | 915 | 14.7 | 30 | 11000 | 20 | 30 | .4 |
| 4 | 22.00 | 136 | 6152 | 99.1 | 13 | 190.00 | 370 | 3561 | 57.3 | 22 | 1600.0 | 179 | 721 | 11.6 | 31 | 14000 | 7 | 10 | .1 |
| 5 | 28.00 | 157 | 6014 | 96.8 | 14 | 240.00 | 383 | 3185 | 51.3 | 23 | 2100.0 | 119 | 542 | 8.7 | 32 | 17000 | 2 | 3 | .0 |
| 6 | 36.00 | 242 | 5857 | 93.7 | 15 | 310.00 | 355 | 2802 | 45.1 | 24 | 2600.0 | 81 | 423 | 6.8 | 33 | 22000 | 1 | 1 | .0 |
| 7 | 46.00 | 230 | 5615 | 89.8 | 16 | 390.00 | 339 | 2466 | 39.7 | 25 | 3300.0 | 72 | 342 | 5.5 | 34 | 28000 | | | |
| 8 | 58.00 | 271 | 5385 | 86.1 | 17 | 490.00 | 325 | 2127 | 34.3 | 26 | 4200.0 | 76 | 270 | 4.3 | | | | | |

LOWEST MEAN DISCHARGE, IN CFS, AND RANKING, FOR THE FOLLOWING NUMBER OF CONSECUTIVE DAYS IN YEAR ENDING MARCH 31

| YEAR | 1 | | 3 | | 7 | | 14 | | 30 | | 60 | | 90 | | 120 | | 183 | | ANNUAL | |
|---|---|---|---|---|---|---|---|---|---|---|---|---|---|---|---|---|---|---|---|---|
| 1932 | 44.00 | 11 | 46.30 | 11 | 52.60 | 12 | 64.40 | 14 | 79.40 | 14 | 122.00 | 14 | 292.00 | 15 | 289.00 | 14 | 352.00 | 13 | 946.00 | 11 |
| 1933 | 64.00 | 15 | 69.70 | 15 | 70.10 | 15 | 74.60 | 15 | 145.00 | 16 | 204.00 | 16 | 317.00 | 16 | 346.00 | 16 | 406.00 | 15 | 1020.00 | 13 |
| 1934 | 46.00 | 12 | 48.60 | 12 | 48.60 | 11 | 53.80 | 11 | 53.50 | 10 | 111.00 | 12 | 122.00 | 11 | 129.00 | 9 | 143.00 | 6 | 737.00 | 8 |
| 1935 | 24.00 | 7 | 25.70 | 7 | 28.60 | 7 | 35.30 | 8 | 55.50 | 11 | 86.80 | 11 | 104.00 | 9 | 142.00 | 11 | 253.00 | 10 | 424.00 | 2 |
| 1936 | 36.00 | 5 | 38.00 | 5 | 37.40 | 9 | 34.90 | 9 | 43.80 | 8 | 51.80 | 6 | 101.00 | 8 | 121.00 | 8 | 172.00 | 8 | 746.00 | 9 |
| 1937 | 16.00 | 1 | 16.30 | 1 | 16.70 | 1 | 18.40 | 1 | 23.60 | 3 | 32.70 | 5 | 36.50 | 4 | 52.70 | 4 | 148.00 | 7 | 971.00 | 12 |
| 1938 | 69.00 | 16 | 72.00 | 16 | 79.00 | 16 | 95.40 | 17 | 177.00 | 17 | 263.00 | 17 | 328.00 | 17 | 313.00 | 15 | 415.00 | 16 | 1070.00 | 14 |
| 1939 | 61.00 | 14 | 61.00 | 14 | 61.10 | 14 | 64.10 | 13 | 66.50 | 12 | 76.10 | 10 | 148.00 | 13 | 181.00 | 12 | 285.00 | 12 | 1230.00 | 17 |
| 1940 | 22.00 | 5 | 20.00 | 5 | 20.00 | 5 | 20.70 | 3 | 22.50 | 2 | 31.00 | 3 | 35.20 | 3 | 35.70 | 2 | 63.10 | 2 | 487.00 | 3 |
| 1941 | 20.00 | 6 | 20.70 | 6 | 20.70 | 6 | 21.40 | 4 | 22.40 | 1 | 25.00 | 1 | 34.90 | 2 | 41.80 | 3 | 66.70 | 3 | 367.00 | 1 |
| 1942 | 19.00 | 4 | 19.00 | 4 | 19.10 | 3 | 21.60 | 6 | 32.40 | 6 | 59.10 | 8 | 68.40 | 6 | 83.80 | 7 | 212.00 | 9 | 692.00 | 6 |
| 1943 | 42.00 | 10 | 43.80 | 10 | 43.70 | 10 | 44.40 | 10 | 48.20 | 9 | 67.40 | 9 | 113.00 | 10 | 139.00 | 10 | 401.00 | 14 | 760.00 | 10 |
| 1944 | 29.00 | 8 | 30.30 | 8 | 31.90 | 8 | 32.70 | 7 | 36.80 | 7 | 56.80 | 7 | 70.00 | 7 | 77.60 | 6 | 98.10 | 4 | 733.00 | 7 |
| 1945 | 18.00 | 2 | 18.00 | 2 | 19.30 | 4 | 21.40 | 5 | 29.40 | 5 | 29.90 | 2 | 34.80 | 1 | 35.20 | 1 | 38.70 | 1 | 647.00 | 5 |
| 1946 | 52.00 | 13 | 53.30 | 13 | 54.40 | 13 | 60.40 | 12 | 70.70 | 13 | 155.00 | 15 | 253.00 | 14 | 359.00 | 17 | 441.00 | 17 | 1190.00 | 16 |
| 1947 | 18.00 | 3 | 18.00 | 3 | 18.00 | 2 | 20.60 | 2 | 26.40 | 4 | 31.10 | 4 | 45.40 | 5 | 68.40 | 5 | 129.00 | 5 | 622.00 | 4 |
| 1948 | 78.00 | 17 | 79.50 | 17 | 81.10 | 17 | 84.60 | 16 | 110.00 | 15 | 121.00 | 13 | 130.00 | 12 | 186.00 | 13 | 282.00 | 11 | 1070.00 | 15 |

HIGHEST MEAN DISCHARGE, IN CFS, AND RANKING, FOR THE FOLLOWING NUMBER OF CONSECUTIVE DAYS IN YEAR ENDING SEPTEMBER 30

| YEAR | 1 | | 3 | | 7 | | 15 | | 30 | | 60 | | 90 | | 120 | | 183 | | ANNUAL | |
|---|---|---|---|---|---|---|---|---|---|---|---|---|---|---|---|---|---|---|---|---|
| 1932 | 13600.0 | 11 | 9130.0 | 11 | 6500.0 | 10 | 5410.0 | 7 | 3750.0 | 7 | 3100.0 | 4 | 2560.0 | 5 | 2060.0 | 6 | 1530.0 | 6 | 966.0 | 5 |
| 1933 | 12600.0 | 7 | 11200.0 | 6 | 7380.0 | 8 | 5100.0 | 9 | 4040.0 | 6 | 3750.0 | 2 | 3200.0 | 1 | 2710.0 | 1 | 2470.0 | 1 | 1410.0 | 1 |
| 1934 | 7240.0 | 17 | 4620.0 | 17 | 2550.0 | 17 | 1470.0 | 17 | 1130.0 | 17 | 812.0 | 17 | 586.0 | 17 | 485.0 | 17 | 418.0 | 17 | 306.0 | 16 |
| 1935 | 11800.0 | 8 | 9530.0 | 10 | 7540.0 | 7 | 5400.0 | 6 | 3270.0 | 8 | 2080.0 | 12 | 1670.0 | 12 | 1490.0 | 13 | 1190.0 | 12 | 706.0 | 12 |
| 1936 | 8630.0 | 14 | 7420.0 | 15 | 4770.0 | 15 | 2930.0 | 15 | 1920.0 | 15 | 1670.0 | 14 | 1390.0 | 14 | 1120.0 | 14 | 822.0 | 14 | 451.0 | 14 |
| 1937 | 24900.0 | 1 | 17200.0 | 1 | 10100.0 | 2 | 7950.0 | 2 | 5560.0 | 2 | 3680.0 | 3 | 2700.0 | 4 | 2370.0 | 4 | 1880.0 | 3 | 1160.0 | 3 |
| 1938 | 10100.0 | 3 | 12300.0 | 4 | 7820.0 | 6 | 6830.0 | 3 | 5950.0 | 1 | 4100.0 | 1 | 2990.0 | 2 | 2680.0 | 2 | 2080.0 | 2 | 1370.0 | 2 |
| 1939 | 13000.0 | 6 | 11700.0 | 5 | 8750.0 | 5 | 5300.0 | 8 | 3200.0 | 9 | 2950.0 | 6 | 2990.0 | 3 | 2470.0 | 3 | 1780.0 | 4 | 984.0 | 4 |
| 1940 | 9030.0 | 15 | 7440.0 | 14 | 5240.0 | 13 | 3370.0 | 14 | 2460.0 | 14 | 1560.0 | 15 | 1210.0 | 15 | 1060.0 | 15 | 781.0 | 15 | 413.0 | 15 |
| 1941 | 8000.0 | 16 | 5490.0 | 16 | 3720.0 | 16 | 2820.0 | 16 | 1500.0 | 16 | 843.0 | 16 | 716.0 | 16 | 572.0 | 16 | 424.0 | 16 | 248.0 | 17 |
| 1942 | 10000.0 | 12 | 8080.0 | 13 | 5890.0 | 12 | 4010.0 | 12 | 2470.0 | 13 | 2170.0 | 11 | 2030.0 | 11 | 1780.0 | 8 | 1500.0 | 7 | 921.0 | 6 |
| 1943 | 19100.0 | 2 | 15600.0 | 2 | 10300.0 | 1 | 8920.0 | 1 | 5320.0 | 3 | 2970.0 | 5 | 2360.0 | 7 | 1910.0 | 7 | 1500.0 | 8 | 891.0 | 7 |
| 1944 | 16700.0 | 4 | 12900.0 | 3 | 9020.0 | 3 | 6100.0 | 4 | 4260.0 | 5 | 2740.0 | 7 | 2140.0 | 8 | 1720.0 | 10 | 1180.0 | 13 | 621.0 | 13 |
| 1945 | 11800.0 | 9 | 10400.0 | 9 | 6720.0 | 9 | 3980.0 | 13 | 2770.0 | 12 | 2470.0 | 9 | 2400.0 | 6 | 2240.0 | 5 | 1600.0 | 5 | 853.0 | 10 |
| 1946 | 9000.0 | 13 | 8260.0 | 12 | 5220.0 | 14 | 4180.0 | 11 | 3020.0 | 10 | 1750.0 | 13 | 1600.0 | 13 | 1580.0 | 12 | 1450.0 | 10 | 891.0 | 8 |
| 1947 | 11400.0 | 10 | 10500.0 | 8 | 6490.0 | 11 | 4340.0 | 10 | 2920.0 | 11 | 2400.0 | 10 | 2070.0 | 10 | 1690.0 | 11 | 1460.0 | 9 | 887.0 | 9 |
| 1948 | 14000.0 | 5 | 11100.0 | 7 | 8820.0 | 4 | 5970.0 | 5 | 4450.0 | 4 | 2700.0 | 8 | 2090.0 | 9 | 1760.0 | 9 | 1280.0 | 11 | 743.0 | 11 |

STATISTICS ON NORMAL MONTHLY MEANS(ALL DAYS)

| OCT | NOV | DEC | JAN | FEB | MARCH | APRIL | MAY | JUNE | JULY | AUG | SEPT |
|---|---|---|---|---|---|---|---|---|---|---|---|
| BY ROWS(MEAN,VARIANCE,STANDARD DEVIATION, SKEWNESS, COEFF. OF VARIATION,PERCENTAGE OF AVERAGE FLOW) | | | | | | | | | | | |
| 0.2273E+03 | 0.4161E+03 | 0.6209E+03 | 0.1165E+04 | 0.1056E+04 | 0.1521E+04 | 0.1703E+04 | 0.1476E+04 | 0.8235E+03 | 0.3587E+03 | 0.2364E+03 | 0.1695E+03 |
| 0.8057E+05 | 0.1826E+06 | 0.5059E+06 | 0.2034E+07 | 0.5828E+06 | 0.1152E+07 | 0.1442E+07 | 0.1971E+07 | 0.5197E+06 | 0.168[illegible]E+06 | 0.4023E+05 | 0.1916E+05 |
| 0.2838E+03 | 0.4274E+03 | 0.7112E+03 | 0.1426E+04 | 0.7634E+03 | 0.1073E+04 | 0.1201E+04 | 0.1404E+04 | 0.7209E+03 | 0.4106E+03 | 0.2006E+03 | 0.1384E+03 |
| 0.1539E+01 | 0.1163E+01 | 0.1467E+01 | 0.2082E+01 | 0.6883E+00 | 0.8523E+00 | 0.5177E+00 | 0.1360E+01 | 0.1549E+01 | 0.271[illegible]E+01 | 0.1112E+01 | 0.8344E+00 |
| 0.1249E+01 | 0.1027E+01 | 0.1146E+01 | 0.1224E+01 | 0.7231E+00 | 0.7058E+00 | 0.7050E+00 | 0.9515E+00 | 0.8754E+00 | 0.1145[illegible]+01 | 0.8484E+00 | 0.8169E+00 |
| 0.2326E+01 | 0.4258E+01 | 0.6354E+01 | 0.1192E+02 | 0.1080E+02 | 0.1556E+02 | 0.1743E+02 | 0.1510E+02 | 0.8427E+01 | 0.3670E+01 | 0.2419E+01 | 0.1734E+01 |

STATISTICS ON NORMAL ANNUAL MEANS(ALL DAYS)

| MEAN | VARIANCE | STANDARD DEVIATION | SKEWNESS | COEFF. OF VARIATION | SERIAL CORR |
|---|---|---|---|---|---|
| 0.8130E+03 | 0.1121E+06 | 0.3349E+03 | 0.1908E-01 | 0.4119E+00 | 0.7398E-01 |

STATISTICS ON LOG MONTHLY MEANS(ALL DAYS)

| OCT | NOV | DEC | JAN | FEB | MARCH | APRIL | MAY | JUNE | JULY | AUG | SEPT |
|---|---|---|---|---|---|---|---|---|---|---|---|
| BY ROWS(MEAN,VARIANCE,STANDARD DEVIATION, SKEWNESS, COEFF. OF VARIATION,PERCENTAGE OF AVERAGE FLOW) | | | | | | | | | | | |
| 0.2051E+01 | 0.2377E+01 | 0.2500E+01 | 0.2776E+01 | 0.2880E+01 | 0.3057E+01 | 0.3102E+01 | 0.2968E+01 | 0.2760E+01 | 0.2359E+01 | 0.2205E+01 | 0.2067E+01 |
| 0.2783E+00 | 0.2449E+00 | 0.3099E+00 | 0.3009E+00 | 0.1656E+00 | 0.1424E+00 | 0.1371E+00 | 0.2121E+00 | 0.1587E+00 | 0.1792E+00 | 0.1823E+00 | 0.1691E+00 |
| 0.5276E+00 | 0.4949E+00 | 0.5567E+00 | 0.5485E+00 | 0.4069E+00 | 0.3774E+00 | 0.3702E+00 | 0.4606E+00 | 0.3984E+00 | 0.4233E+00 | 0.4270E+00 | 0.4112E+00 |
| 0.4919E+00 | 0.8009E-01 | -0.9617E-01 | -0.8930E-01 | -0.7097E+00 | -0.8952E+00 | -0.2803E+00 | -0.2546E+00 | -0.2869E+00 | 0.1534E+00 | -0.4257E+00 | -0.1853E+00 |
| 0.2572E+00 | 0.2082E+00 | 0.2227E+00 | 0.1976E+00 | 0.1413E+00 | 0.1234E+00 | 0.1193E+00 | 0.1552E+00 | 0.1443E+00 | 0.1795E+00 | 0.1936E+00 | 0.1989E+00 |
| 0.6595E+01 | 0.7641E+01 | 0.8039E+01 | 0.8924E+01 | 0.9260E+01 | 0.9830E+01 | 0.9973E+01 | 0.9542E+01 | 0.8875E+01 | 0.7583E+01 | 0.7090E+01 | 0.6646E+01 |

STATISTICS ON LOG ANNUAL MEANS(ALL DAYS)

| MEAN | VARIANCE | STANDARD DEVIATION | SKEWNESS | COEFF. OF VARIATION | SERIAL CORR |
|---|---|---|---|---|---|
| 0.2867E+01 | 0.4617E-01 | 0.2149E+00 | -0.9286E+00 | 0.7496E-01 | 0.4427E-01 |

**ANNUAL PEAKS**

| | |
|---|---|
| 1931 | 8920 |
| 1932 | 10600 |
| 1933 | 12800 |
| 1934 | 8360 |
| 1935 | 12400 |
| 1936 | 8990 |
| 1937 | 26000 |
| 1938 | 20600 |
| 1939 | 17600 |
| 1940 | 8640 |
| 1941 | 9960 |
| 1942 | 10600 |
| 1943 | 23400 |
| 1944 | 18600 |
| 1945 | 14100 |
| 1946 | 10000 |
| 1947 | 14700 |
| 1948 | 17500 |
| 1949 | 23400 |
| 1950 | 34000 |
| 1951 | 8800 |
| 1952 | 17000 |
| 1953 | 9800 |
| 1954 | 1930 |
| 1955 | 6880 |
| 1956 | 9600 |
| 1957 | 33400 |
| 1958 | 16000 |
| 1959 | 15000 |
| 1960 | 16500 |
| 1961 | 26700 |
| 1962 | 11600 |
| 1963 | 25500 |
| 1964 | 13000 |
| 1965 | 9290 |
| 1966 | 3740 |
| 1967 | 8840 |
| 1968 | 22100 |
| 1969 | 17600 |
| 1970 | 8680 |
| 1971 | 11000 |
| 1972 | 6880 |
| 1973 | 13400 |

**ANALYSIS AFTER REGULATION**

DURATION TABLE OF DAILY DISCHARGE FOR YEAR ENDING SEPTEMBER 30

| YEAR | 0 | 1 | 2 | 3 | 4 | 5 | 6 | 7 | 8 | 9 | 10 | 11 | 12 | 13 | 14 | 15 | 16 | 17 | 18 | 19 | 20 | 21 | 22 | 23 | 24 | 25 | 26 | 27 | 28 | 29 | 30 | 31 | 32 | 33 | 34 | CFS_DAYS |
|---|---|---|---|---|---|---|---|---|---|---|---|---|---|---|---|---|---|---|---|---|---|---|---|---|---|---|---|---|---|---|---|---|---|---|---|---|
| | | | | | | | | | | | | | | NUMBER OF DAYS IN CLASS | | | | | | | | | | | | | | | | | | | | | | |
| 1954 | | 14 | 14 | 5 | 38 | 48 | 50 | 22 | 12 | 11 | 18 | 18 | 19 | 19 | 17 | 18 | 15 | 7 | 9 | 4 | 6 | 1 | | | | | | | | | | | | | | 58736.0 |
| 1955 | | 10 | 6 | 8 | 13 | 12 | 11 | 39 | 18 | 15 | 20 | 17 | 12 | 18 | 19 | 16 | 13 | 28 | 26 | 20 | 18 | 3 | 14 | 4 | 3 | 2 | | | | | | | | | | 158907.0 |
| 1956 | | | | | | | 3 | 8 | 8 | 10 | 12 | 22 | 22 | 26 | 25 | 28 | 18 | 21 | 13 | 24 | 25 | 23 | 15 | 16 | 14 | 1 | 6 | 2 | 2 | 1 | 1 | | | | | 317516.0 |
| 1957 | | | | | | 11 | 19 | 6 | 7 | 12 | 23 | 9 | 5 | 20 | 11 | 16 | 33 | 30 | 11 | 13 | 10 | 23 | 13 | 17 | 12 | 45 | 4 | 6 | 3 | 1 | 3 | | 1 | | 1 | 440697.0 |
| 1958 | | | | | | | | | 6 | | 2 | 6 | 10 | 10 | 27 | 46 | 36 | 26 | 36 | 38 | 42 | 11 | 14 | 18 | 24 | 2 | 3 | 3 | 3 | 1 | 1 | | | | | 400866.0 |
| 1959 | | | | | | | | 8 | 8 | 6 | 13 | 21 | 33 | 27 | 20 | 27 | 10 | 17 | 8 | 29 | 27 | 27 | 18 | 18 | 10 | 16 | 16 | 1 | 1 | 3 | | 1 | | | | | 349169.0 |
| 1960 | | | | | | | | 7 | 14 | 16 | 9 | 17 | 7 | 22 | 12 | 20 | 29 | 29 | 27 | 38 | 33 | 27 | 9 | 15 | 8 | 19 | 2 | 2 | 2 | 1 | | 1 | | | | | 302953.0 |
| 1961 | | | | | | | 12 | 43 | 15 | 22 | 37 | 37 | 13 | 13 | 13 | 14 | 16 | 6 | 7 | 5 | 11 | 11 | 10 | 14 | 26 | 28 | 4 | 1 | 1 | 2 | 2 | | 1 | 1 | | | 337493.0 |
| 1962 | | | | | | | | | 16 | 15 | 28 | 15 | 8 | 16 | 23 | 14 | 13 | 26 | 49 | 49 | 20 | 14 | 11 | 14 | 20 | 4 | 3 | 1 | 5 | 1 | | | | | | | 355505.0 |
| 1963 | | | | | | | 9 | 7 | 7 | 6 | 18 | 24 | 17 | 67 | 48 | 36 | 18 | 17 | 11 | 5 | 9 | 5 | 11 | 6 | 8 | 8 | 17 | 5 | 2 | 2 | | 1 | | | | 1 | | 235738.0 |
| 1964 | | | | 5 | 22 | 63 | 47 | 13 | 12 | 8 | 12 | 5 | 30 | 28 | 13 | 17 | 6 | 6 | 2 | 5 | 8 | 9 | 2 | 8 | 11 | 19 | 7 | 3 | 1 | 1 | 2 | 1 | | | | | 230309.0 |
| 1965 | | | | 9 | 20 | 13 | 18 | 27 | 24 | 16 | 24 | 13 | 13 | 11 | 16 | 8 | 13 | 16 | 21 | 26 | 21 | 13 | 11 | 12 | 9 | 9 | 1 | | | 1 | | | | | | | 189444.0 |
| 1966 | | | | 3 | 14 | 9 | 19 | 9 | 35 | 40 | 33 | 22 | 7 | 28 | 21 | 18 | 31 | 25 | 19 | 4 | 8 | 3 | 4 | 7 | 4 | 2 | | | | | | | | | | | 104213.0 |
| 1967 | | | | | | | 30 | 24 | 21 | 28 | 13 | 10 | 15 | 12 | 9 | 14 | 17 | 16 | 24 | 21 | 22 | 19 | 12 | 18 | 27 | 2 | 4 | 5 | | 2 | | | | | | | 274441.0 |
| 1968 | | | | | | 3 | 3 | 6 | 21 | 16 | 11 | 11 | 43 | 18 | 13 | 24 | 25 | 16 | 5 | 4 | 16 | 17 | 25 | 17 | 32 | 22 | 3 | 3 | 5 | 5 | 1 | | | 1 | | | 398901.0 |
| 1969 | | | | | | | | 23 | 8 | 12 | 13 | 12 | 12 | 24 | 21 | 17 | 27 | 25 | 26 | 21 | 20 | 18 | 16 | 17 | 17 | 24 | 1 | 3 | 4 | | 1 | 2 | 1 | | | | 358455.0 |
| 1970 | | | | | | | | 18 | 14 | 16 | 16 | 20 | 11 | 19 | 16 | 14 | 25 | 16 | 26 | 25 | 19 | 26 | 21 | 24 | 16 | 10 | 6 | 4 | 2 | 1 | | | | | | | 314878.0 |
| 1971 | | | | | | | | | 3 | 8 | 20 | 33 | 26 | 41 | 48 | 35 | 18 | 28 | 14 | 12 | 10 | 11 | 2 | 10 | 16 | 16 | 3 | 1 | 1 | 2 | 1 | | | | | | 247172.0 |
| 1972 | | | | | | | 4 | 8 | 12 | 25 | 30 | 34 | 15 | 7 | 17 | 24 | 23 | 21 | 35 | 17 | 19 | 13 | 8 | 24 | 19 | 3 | 5 | | 3 | | | | | | | | 247153.0 |
| 1973 | | | | | | | | | | | 5 | 7 | 11 | 6 | 9 | 15 | 23 | 22 | 18 | 19 | 20 | 35 | 34 | 29 | 60 | 28 | 12 | 7 | 2 | | 3 | | | | | | 548319.0 |

| CLASS | CFS | TOTAL | ACCUM | PERCT | CLASS | CFS | TOTAL | ACCUM | PERCT | CLASS | CFS | TOTAL | ACCUM | PERCT | CLASS | CFS | TOTAL | ACCUM | PERCT |
|---|---|---|---|---|---|---|---|---|---|---|---|---|---|---|---|---|---|---|---|
| 0 | 0.00 | 0 | 7305 | 100.0 | 9 | 74.00 | 336 | 5952 | 81.5 | 18 | 620.0 | 392 | 2560 | 35.0 | 27 | 5300 | 33 | 91 | 1.2 |
| 1 | 11.00 | 24 | 7305 | 100.0 | 10 | 93.00 | 358 | 5616 | 76.9 | 19 | 790.0 | 391 | 2168 | 29.7 | 28 | 6700 | 28 | 58 | .7 |
| 2 | 14.00 | 37 | 7281 | 99.7 | 11 | 120.00 | 386 | 5258 | 72.0 | 20 | 1000.0 | 372 | 1777 | 24.3 | 29 | 8500 | 17 | 30 | .4 |
| 3 | 18.00 | 69 | 7244 | 99.2 | 12 | 150.00 | 399 | 4872 | 66.7 | 21 | 1300.0 | 235 | 1405 | 19.2 | 30 | 11000 | 6 | 13 | .1 |
| 4 | 22.00 | 159 | 7175 | 98.2 | 13 | 190.00 | 363 | 4473 | 61.2 | 22 | 1600.0 | 293 | 1170 | 16.0 | 31 | 14000 | 3 | 7 | .0 |
| 5 | 28.00 | 222 | 7016 | 96.0 | 14 | 240.00 | 395 | 4110 | 56.3 | 23 | 2100.0 | 325 | 877 | 12.0 | 32 | 17000 | 2 | 4 | .0 |
| 6 | 36.00 | 268 | 6794 | 93.0 | 15 | 310.00 | 425 | 3715 | 50.9 | 24 | 2600.0 | 328 | 552 | 7.6 | 33 | 22000 | 1 | 2 | .0 |
| 7 | 46.00 | 269 | 6526 | 89.3 | 16 | 390.00 | 382 | 3290 | 45.0 | 25 | 3300.0 | 87 | 224 | 3.1 | 34 | 28000 | 1 | 1 | .0 |
| 8 | 58.00 | 305 | 6257 | 85.7 | 17 | 490.00 | 348 | 2908 | 39.8 | 26 | 4200.0 | 46 | 137 | 1.9 | | | | | |

LOWEST MEAN DISCHARGE, IN CFS, AND RANKING, FOR THE FOLLOWING NUMBER OF CONSECUTIVE DAYS IN YEAR ENDING MARCH 31

| YEAR | 1 | | 3 | | 7 | | 14 | | 30 | | 60 | | 90 | | 120 | | 183 | | ANNUAL | |
|---|---|---|---|---|---|---|---|---|---|---|---|---|---|---|---|---|---|---|---|---|
| 1954 | 23.00 | 6 | 23.30 | 6 | 24.40 | 6 | 24.70 | 6 | 26.40 | 6 | 29.40 | 4 | 32.10 | 2 | 38.50 | 2 | 66.40 | 2 | 311.00 | 2 |
| 1955 | 11.00 | 1 | 11.30 | 1 | 11.70 | 1 | 12.00 | 1 | 12.80 | 1 | 19.00 | 1 | 32.80 | 3 | 41.00 | 3 | 71.20 | 4 | 300.00 | 1 |
| 1956 | 14.00 | 2 | 14.70 | 2 | 15.90 | 2 | 17.60 | 3 | 21.70 | 3 | 49.60 | 9 | 125.00 | 13 | 198.00 | 14 | 336.00 | 14 | 737.00 | 11 |
| 1957 | 26.00 | 7 | 26.00 | 7 | 26.30 | 7 | 26.90 | 7 | 30.00 | 7 | 39.00 | 6 | 49.60 | 6 | 63.80 | 6 | 171.00 | 10 | 601.00 | 7 |
| 1958 | 59.00 | 18 | 59.00 | 18 | 61.60 | 17 | 69.50 | 17 | 83.20 | 16 | 168.00 | 17 | 239.00 | 18 | 410.00 | 18 | 1070.00 | 20 | 1560.00 | 20 |
| 1959 | 102.00 | 20 | 105.00 | 20 | 121.00 | 20 | 142.00 | 20 | 161.00 | 20 | 260.00 | 20 | 386.00 | 20 | 452.00 | 20 | 621.00 | 19 | 1170.00 | 19 |
| 1960 | 38.00 | 15 | 38.30 | 14 | 40.90 | 14 | 55.20 | 15 | 77.70 | 15 | 108.00 | 14 | 167.00 | 15 | 187.00 | 13 | 259.00 | 13 | 716.00 | 10 |
| 1961 | 34.00 | 11 | 34.30 | 11 | 34.90 | 10 | 35.90 | 10 | 37.30 | 9 | 45.20 | 8 | 57.90 | 7 | 71.10 | 7 | 87.80 | 6 | 669.00 | 9 |
| 1962 | 28.00 | 9 | 29.00 | 9 | 31.70 | 9 | 35.50 | 9 | 89.70 | 17 | 141.00 | 16 | 147.00 | 14 | 168.00 | 12 | 228.00 | 11 | 1130.00 | 16 |
| 1963 | 64.00 | 19 | 66.00 | 19 | 72.90 | 19 | 84.90 | 19 | 130.00 | 19 | 177.00 | 18 | 182.00 | 16 | 208.00 | 15 | 391.00 | 16 | 872.00 | 15 |
| 1964 | 21.00 | 5 | 21.00 | 5 | 21.60 | 5 | 22.90 | 5 | 24.00 | 5 | 25.70 | 3 | 29.20 | 1 | 29.40 | 1 | 70.90 | 3 | 511.00 | 4 |
| 1965 | 16.00 | 3 | 16.00 | 3 | 16.60 | 3 | 17.10 | 2 | 18.80 | 2 | 21.50 | 2 | 35.60 | 4 | 46.10 | 4 | 62.30 | 1 | 642.00 | 8 |
| 1966 | 34.00 | 12 | 36.30 | 12 | 40.40 | 13 | 44.40 | 13 | 50.60 | 12 | 68.40 | 12 | 96.80 | 11 | 94.70 | 9 | 170.00 | 9 | 450.00 | 3 |
| 1967 | 17.00 | 4 | 17.00 | 4 | 17.90 | 4 | 21.00 | 4 | 23.70 | 4 | 32.10 | 5 | 48.60 | 5 | 51.10 | 5 | 79.70 | 5 | 583.00 | 6 |
| 1968 | 26.00 | 8 | 26.70 | 8 | 27.90 | 8 | 29.40 | 8 | 30.90 | 8 | 42.50 | 7 | 71.30 | 9 | 86.40 | 8 | 128.00 | 7 | 867.00 | 14 |
| 1969 | 36.00 | 13 | 36.70 | 13 | 39.30 | 12 | 41.60 | 11 | 47.20 | 10 | 52.70 | 10 | 67.30 | 8 | 96.20 | 10 | 241.00 | 12 | 1150.00 | 18 |
| 1970 | 45.00 | 16 | 47.00 | 16 | 51.30 | 16 | 64.70 | 16 | 101.00 | 18 | 180.00 | 19 | 363.00 | 19 | 420.00 | 19 | 453.00 | 18 | 851.00 | 13 |
| 1971 | 38.00 | 14 | 39.30 | 15 | 42.10 | 15 | 46.00 | 14 | 50.20 | 11 | 64.80 | 11 | 79.40 | 10 | 121.00 | 11 | 141.00 | 8 | 781.00 | 12 |
| 1972 | 58.00 | 17 | 58.70 | 17 | 64.70 | 18 | 72.20 | 18 | 77.20 | 14 | 122.00 | 15 | 239.00 | 17 | 225.00 | 17 | 341.00 | 15 | 581.00 | 5 |
| 1973 | 32.00 | 10 | 33.00 | 10 | 37.70 | 11 | 44.10 | 12 | 56.20 | 13 | 82.40 | 13 | 111.00 | 12 | 218.00 | 16 | 403.00 | 17 | 1140.00 | 17 |

HIGHEST MEAN DISCHARGE, IN CFS, AND RANKING, FOR THE FOLLOWING NUMBER OF CONSECUTIVE DAYS IN YEAR ENDING SEPTEMBER 30

| YEAR | 1 | | 3 | | 7 | | 15 | | 30 | | 60 | | 90 | | 120 | | 183 | | ANNUAL | |
|---|---|---|---|---|---|---|---|---|---|---|---|---|---|---|---|---|---|---|---|---|
| 1954 | 1450.0 | 20 | 1250.0 | 20 | 929.0 | 20 | 862.0 | 20 | 677.0 | 20 | 512.0 | 20 | 426.0 | 20 | 372.0 | 20 | 283.0 | 20 | 161.0 | 20 |
| 1955 | 3590.0 | 18 | 2770.0 | 18 | 2100.0 | 18 | 1650.0 | 18 | 1370.0 | 18 | 1100.0 | 18 | 950.0 | 18 | 874.0 | 18 | 730.0 | 18 | 435.0 | 18 |
| 1956 | 9100.0 | 13 | 6190.0 | 13 | 3440.0 | 15 | 2630.0 | 16 | 2010.0 | 16 | 1800.0 | 12 | 1550.0 | 13 | 1410.0 | 13 | 1230.0 | 12 | 868.0 | 9 |
| 1957 | 28700.0 | 1 | 17700.0 | 1 | 9670.0 | 1 | 6050.0 | 1 | 4200.0 | 1 | 3420.0 | 1 | 3090.0 | 1 | 2820.0 | 1 | 2170.0 | 1 | 1210.0 | 2 |
| 1958 | 12200.0 | 8 | 10100.0 | 5 | 6300.0 | 5 | 4430.0 | 4 | 3650.0 | 3 | 2460.0 | 8 | 2040.0 | 6 | 1630.0 | 9 | 1290.0 | 10 | 1100.0 | 3 |
| 1959 | 13000.0 | 7 | 9330.0 | 8 | 5090.0 | 8 | 3570.0 | 8 | 3360.0 | 6 | 2870.0 | 4 | 2460.0 | 3 | 2110.0 | 4 | 1620.0 | 6 | 957.0 | 7 |
| 1960 | 13500.0 | 6 | 9300.0 | 9 | 4720.0 | 10 | 2730.0 | 14 | 2580.0 | 11 | 1670.0 | 14 | 1310.0 | 17 | 1270.0 | 15 | 1260.0 | 11 | 828.0 | 11 |
| 1961 | 20000.0 | 3 | 14300.0 | 2 | 7830.0 | 2 | 5020.0 | 2 | 3760.0 | 2 | 3240.0 | 2 | 2930.0 | 2 | 2530.0 | 2 | 1730.0 | 4 | 925.0 | 8 |
| 1962 | 10000.0 | 11 | 7210.0 | 10 | 4200.0 | 13 | 2840.0 | 11 | 2480.0 | 12 | 1880.0 | 11 | 1820.0 | 10 | 1600.0 | 10 | 1370.0 | 7 | 974.0 | 6 |
| 1963 | 22000.0 | 2 | 12700.0 | 3 | 6480.0 | 4 | 4150.0 | 6 | 3500.0 | 5 | 2870.0 | 3 | 2030.0 | 7 | 1590.0 | 11 | 1110.0 | 15 | 646.0 | 15 |
| 1964 | 12000.0 | 9 | 9680.0 | 6 | 6280.0 | 6 | 4180.0 | 5 | 3270.0 | 7 | 2780.0 | 6 | 2280.0 | 5 | 1760.0 | 6 | 1220.0 | 13 | 629.0 | 16 |
| 1965 | 7730.0 | 15 | 4410.0 | 17 | 2590.0 | 17 | 2450.0 | 17 | 1800.0 | 17 | 1420.0 | 17 | 1430.0 | 14 | 1200.0 | 16 | 941.0 | 17 | 519.0 | 17 |
| 1966 | 2720.0 | 19 | 2160.0 | 19 | 2000.0 | 19 | 1130.0 | 19 | 842.0 | 19 | 704.0 | 19 | 624.0 | 19 | 593.0 | 19 | 502.0 | 19 | 286.0 | 19 |
| 1967 | 8370.0 | 14 | 7160.0 | 12 | 4790.0 | 9 | 2740.0 | 13 | 2390.0 | 15 | 1620.0 | 15 | 1420.0 | 15 | 1420.0 | 12 | 1360.0 | 8 | 752.0 | 12 |
| 1968 | 17100.0 | 4 | 9530.0 | 7 | 5690.0 | 7 | 3760.0 | 7 | 3050.0 | 8 | 2000.0 | 10 | 1950.0 | 9 | 1750.0 | 7 | 1740.0 | 3 | 1090.0 | 4 |
| 1969 | 16000.0 | 5 | 12000.0 | 4 | 6780.0 | 3 | 4740.0 | 3 | 3600.0 | 4 | 2850.0 | 5 | 2300.0 | 4 | 2140.0 | 3 | 1630.0 | 5 | 982.0 | 5 |
| 1970 | 6770.0 | 16 | 4960.0 | 15 | 3460.0 | 14 | 2790.0 | 12 | 2470.0 | 13 | 1790.0 | 13 | 1600.0 | 11 | 1680.0 | 8 | 1340.0 | 9 | 863.0 | 10 |
| 1971 | 9730.0 | 12 | 5620.0 | 14 | 4530.0 | 11 | 3430.0 | 9 | 3000.0 | 9 | 2220.0 | 9 | 1600.0 | 12 | 1360.0 | 14 | 1150.0 | 14 | 677.0 | 13 |
| 1972 | 6140.0 | 17 | 4800.0 | 16 | 3050.0 | 16 | 2640.0 | 15 | 2400.0 | 14 | 1530.0 | 16 | 1370.0 | 16 | 1190.0 | 17 | 1080.0 | 16 | 675.0 | 14 |
| 1973 | 10100.0 | 10 | 7180.0 | 11 | 4480.0 | 12 | 3330.0 | 10 | 2980.0 | 10 | 2550.0 | 7 | 2020.0 | 8 | 1950.0 | 5 | 1950.0 | 2 | 1500.0 | 1 |

STATISTICS ON NORMAL MONTHLY MEANS(ALL DAYS)

| OCT | NOV | DEC | JAN | FEB | MARCH | APRIL | MAY | JUNE | JULY | AUG | SEPT |
|---|---|---|---|---|---|---|---|---|---|---|---|
| BY ROWS(MEAN,VARIANCE,STANDARD DEVIATION, SKEWNESS, COEFF. OF VARIATION,PERCENTAGE OF AVERAGE FLOW) | | | | | | | | | | | |
| 0.2065E+03 | 0.5119E+03 | 0.7679E+03 | 0.8890E+03 | 0.1253E+04 | 0.1405E+04 | 0.1563E+04 | 0.1110E+04 | 0.9443E+03 | 0.5935E+03 | 0.2529E+03 | 0.1859E+03 |
| 0.4312E+05 | 0.4732E+06 | 0.7065E+06 | 0.5093E+06 | 0.8204E+06 | 0.6131E+06 | 0.6925E+06 | 0.5464E+06 | 0.9263E+06 | 0.3997E+06 | 0.1064E+06 | 0.7474E+05 |
| 0.2077E+03 | 0.6879E+03 | 0.8405E+03 | 0.7137E+03 | 0.9057E+03 | 0.7830E+03 | 0.8322E+03 | 0.7392E+03 | 0.9624E+03 | 0.6322E+03 | 0.3262E+03 | 0.2734E+03 |
| 0.1120E+01 | 0.1950E+01 | 0.1281E+01 | 0.1229E+01 | 0.6172E+00 | 0.6731E+00 | 0.2398E+00 | 0.1597E+01 | 0.1990E+01 | 0.1071E+01 | 0.2449E+01 | 0.3480E+01 |
| 0.1005E+01 | 0.1344E+01 | 0.1095E+01 | 0.8028E+00 | 0.7227E+00 | 0.5574E+00 | 0.5323E+00 | 0.6660E+00 | 0.1019E+01 | 0.1065E+01 | 0.1290E+01 | 0.1471E+01 |
| 0.2133E+01 | 0.5286E+01 | 0.7930E+01 | 0.9181E+01 | 0.1294E+02 | 0.1451E+02 | 0.1615E+02 | 0.1146E+02 | 0.9752E+01 | 0.6130E+01 | 0.2612E+01 | 0.1919E+01 |

STATISTICS ON NORMAL ANNUAL MEANS(ALL DAYS)

| MEAN | VARIANCE | STANDARD DEVIATION | SKEWNESS | COEFF. OF VARIATION | SERIAL CORR |
|---|---|---|---|---|---|
| 0.8037E+03 | 0.1008E+06 | 0.3175E+03 | -0.3473E-01 | 0.3951E+00 | 0.4472E+00 |

STATISTICS ON LOG MONTHLY MEANS(ALL DAYS)

| OCT | NOV | DEC | JAN | FEB | MARCH | APRIL | MAY | JUNE | JULY | AUG | SEPT |
|---|---|---|---|---|---|---|---|---|---|---|---|
| BY ROWS(MEAN,VARIANCE,STANDARD DEVIATION, SKEWNESS, COEFF. OF VARIATION,PERCENTAGE OF AVERAGE FLOW) | | | | | | | | | | | |
| 0.2086E+01 | 0.2356E+01 | 0.2574E+01 | 0.2794E+01 | 0.2957E+01 | 0.3077E+01 | 0.3117E+01 | 0.2961E+01 | 0.2774E+01 | 0.2504E+01 | 0.2177E+01 | 0.2024E+01 |
| 0.2235E+00 | 0.3445E+00 | 0.3585E+00 | 0.1658E+00 | 0.1565E+00 | 0.7094E-01 | 0.8551E-01 | 0.8005E-01 | 0.1980E+00 | 0.2681E+00 | 0.1841E+00 | 0.2081E+00 |
| 0.4727E+00 | 0.5870E+00 | 0.5988E+00 | 0.4071E+00 | 0.3956E+00 | 0.2663E+00 | 0.2924E+00 | 0.2829E+00 | 0.4450E+00 | 0.5178E+00 | 0.4291E+00 | 0.4561E+00 |
| 0.1558E+00 | 0.1891E+00 | -0.3176E+00 | -0.3871E+00 | -0.5301E+00 | -0.3776E+00 | -0.8783E+00 | -0.1104E+00 | -0.3706E-01 | 0.1533E+00 | 0.5682E+00 | 0.2042E+00 |
| 0.2266E+00 | 0.2491E+00 | 0.2327E+00 | 0.1457E+00 | 0.1338E+00 | 0.8657E-01 | 0.9382E-01 | 0.9556E-01 | 0.1604E+00 | 0.2068E+00 | 0.1971E+00 | 0.2254E+00 |
| 0.6645E+01 | 0.7503E+01 | 0.8196E+01 | 0.8899E+01 | 0.9416E+01 | 0.9798E+01 | 0.9926E+01 | 0.9429E+01 | 0.8834E+01 | 0.7975E+01 | 0.6933E+01 | 0.6446E+01 |

STATISTICS ON LOG ANNUAL MEANS(ALL DAYS)

| MEAN | VARIANCE | STANDARD DEVIATION | SKEWNESS | COEFF. OF VARIATION | SERIAL CORR |
|---|---|---|---|---|---|
| 0.2861E+01 | 0.5038E-01 | 0.2245E+00 | -0.1547E+01 | 0.7846E-01 | 0.4971E+00 |

## 03360500 White River at Newberry, Ind.

LOCATION.--Lat 38°55'42", long 87°01'00", in NE¼NE¼ sec.25, T.6 N., R.6 W., Greene County, on right bank 500 ft (152 m) upstream from bridge on State Highway 57 at Newberry, 2.3 miles (3.7 km) downstream from Doans Creek, and at mile 118.0 (189.9 km).

DRAINAGE AREA.--4,688 mi² (12,142 km²).

REMARKS.--Flow slightly regulated by upstream reservoirs.

### DURATION TABLE OF DAILY DISCHARGE FOR YEAR ENDING SEPTEMBER 30

| CLASS | 0 | 1 | 2 | 3 | 4 | 5 | 6 | 7 | 8 | 9 | 10 | 11 | 12 | 13 | 14 | 15 | 16 | 17 | 18 | 19 | 20 | 21 | 22 | 23 | 24 | 25 | 26 | 27 | 28 | 29 | 30 | 31 | 32 | 33 | 34 | |
|---|---|---|---|---|---|---|---|---|---|---|---|---|---|---|---|---|---|---|---|---|---|---|---|---|---|---|---|---|---|---|---|---|---|---|---|---|
| YEAR | NUMBER OF DAYS IN CLASS | | | | | | | | | | | | | | | | | | | | | | | | | | | | | | | | | | | CFS-DAYS |
| 1929 | | | | | | | | 5 | 13 | 16 | 23 | 17 | 23 | 12 | 15 | 28 | 25 | 18 | 15 | 26 | 21 | 25 | 11 | 16 | 7 | 7 | 12 | 9 | 11 | 8 | 2 | | | | | 2417315.0 |
| 1930 | | | | | 18 | 30 | 18 | 24 | 8 | 11 | 16 | 26 | 12 | 10 | 19 | 19 | 16 | 20 | 15 | 19 | 17 | 18 | 7 | 6 | 2 | 5 | 2 | 9 | 6 | 1 | 2 | 2 | 6 | 1 | | 1975712.0 |
| 1931 | | | | | 30 | 74 | 38 | 35 | 30 | 26 | 22 | 10 | 25 | 13 | 22 | 8 | 8 | 8 | 9 | 2 | | | 4 | 1 | | | | | | | | | | | | 455747.0 |
| 1932 | | | | | | | | 12 | 20 | 37 | 38 | 15 | 15 | 19 | 25 | 21 | 12 | 32 | 21 | 17 | 14 | 14 | 15 | 10 | 7 | 5 | 1 | 6 | 2 | 6 | 2 | | | | | 1693757.0 |
| 1933 | | | | | | | | 22 | 19 | 20 | 19 | 7 | 14 | 12 | 11 | 19 | 9 | 18 | 30 | 22 | 21 | 15 | 20 | 21 | 7 | 17 | 9 | 9 | 10 | 6 | 4 | 1 | 3 | | | 2719266.0 |
| 1934 | | | | | 4 | 5 | 9 | 22 | 75 | 56 | 52 | 29 | 27 | 13 | 19 | 11 | 6 | 10 | 8 | 5 | 4 | 4 | 3 | 1 | 2 | | | | | | | | | | | 601983.0 |
| 1935 | | | | | | 17 | 22 | 24 | 27 | 34 | 44 | 19 | 28 | 17 | 12 | 25 | 18 | 16 | 10 | 8 | 6 | 10 | 4 | 6 | 3 | 4 | 1 | 4 | 3 | 3 | | | | | | 1114729.0 |
| 1936 | | | 16 | 12 | 26 | 31 | 29 | 14 | 15 | 26 | 33 | 20 | 18 | 14 | 16 | 16 | 10 | 18 | 10 | 7 | 5 | 10 | 7 | 4 | 1 | 2 | 2 | 1 | 3 | | | | | | | 853846.0 |
| 1937 | | | | | | | | 5 | 5 | 15 | 44 | 23 | 25 | 12 | 17 | 17 | 15 | 13 | 21 | 24 | 22 | 10 | 18 | 15 | 7 | 8 | 14 | 14 | 4 | 4 | 2 | 4 | 4 | 1 | 2 | 2357419.0 |
| 1938 | | | | | | | | | 8 | 16 | 26 | 18 | 23 | 32 | 34 | 17 | 19 | 22 | 14 | 18 | 19 | 10 | 10 | 11 | 10 | 13 | 6 | 16 | 4 | 8 | 6 | 5 | | | | 2570027.0 |
| 1939 | | | | | 4 | 14 | 4 | 46 | 14 | 15 | 28 | 11 | 18 | 28 | 22 | 16 | 20 | 21 | 19 | 11 | 11 | 11 | 5 | 11 | 5 | 7 | 3 | 4 | 6 | 3 | 4 | 3 | 1 | | | 1797714.0 |
| 1940 | | | 12 | 12 | 44 | 52 | 48 | 15 | 20 | 11 | 18 | 13 | 7 | 9 | 14 | 20 | 16 | 13 | 4 | 11 | 13 | 2 | 3 | | 2 | | 2 | | 3 | 2 | | | | | | 762079.0 |
| 1941 | | 9 | 43 | 19 | 33 | 27 | 22 | 46 | 63 | 32 | 16 | 15 | 7 | 5 | 6 | 5 | 3 | 3 | 3 | 1 | 1 | | 3 | 3 | | | | | | | | | | | | 349847.0 |
| 1942 | | 3 | | 1 | | 6 | 4 | 3 | 10 | 24 | 60 | 24 | 23 | 14 | 15 | 18 | 21 | 17 | 22 | 16 | 17 | 17 | 8 | 9 | 9 | 10 | 4 | 3 | 5 | 2 | | | | | | 1591844.0 |
| 1943 | | | | | | 1 | 21 | 12 | 13 | 18 | 8 | 15 | 19 | 24 | 34 | 44 | 28 | 24 | 20 | 14 | 17 | 8 | 8 | 8 | 2 | 4 | 3 | 1 | 6 | 3 | 3 | 3 | 1 | 2 | 1 | 1927408.0 |
| 1944 | | | | | 6 | 20 | 76 | 56 | 37 | 15 | 16 | 8 | 16 | 4 | 5 | 5 | 4 | 14 | 15 | 14 | 14 | 8 | 6 | 4 | 2 | 4 | 4 | 1 | 4 | 2 | 2 | 2 | 2 | | | 1280122.0 |
| 1945 | | | 1 | 29 | 56 | 43 | 4 | 1 | 10 | 17 | 3 | 3 | 8 | 8 | 20 | 22 | 11 | 12 | 23 | 17 | 11 | 5 | 7 | 13 | 5 | 8 | 5 | 10 | 5 | 3 | 3 | 1 | 1 | | | 1737928.0 |
| 1946 | | | | | | 7 | 15 | 8 | 8 | 8 | 9 | 8 | 28 | 30 | 18 | 42 | 22 | 17 | 19 | 20 | 21 | 18 | 20 | 13 | 11 | 13 | 6 | 4 | | | | | | | | 1752146.0 |
| 1947 | | | | | 3 | 14 | 13 | 9 | 15 | 9 | 14 | 15 | 25 | 26 | 26 | 17 | 18 | 23 | 17 | 22 | 18 | 23 | 12 | 9 | 7 | 4 | 9 | 13 | 4 | | | | | | | 1810613.0 |
| 1948 | | | | | | | | 17 | 40 | 45 | 29 | 18 | 31 | 25 | 20 | 11 | 10 | 20 | 12 | 16 | 15 | 9 | 11 | 4 | 6 | 5 | 3 | 3 | 7 | 6 | 1 | 2 | | | | 1618539.0 |
| 1949 | | | | | | 3 | 9 | 4 | 15 | 21 | 24 | 15 | 14 | 22 | 21 | 19 | 26 | 36 | 18 | 23 | 17 | 10 | 15 | 7 | 5 | 7 | 4 | 5 | 9 | 12 | 1 | 3 | | | | 2207945.0 |
| 1950 | | | | | | | | 5 | 18 | 26 | 21 | 14 | 21 | 11 | 10 | 16 | 21 | 16 | 15 | 26 | 19 | 24 | 21 | 16 | 7 | 6 | 2 | 12 | 8 | 5 | 10 | 10 | 2 | 2 | 1 | 3194475.0 |
| 1951 | | | | | | | | 8 | 22 | 14 | 20 | 12 | 11 | 13 | 16 | 30 | 20 | 21 | 20 | 19 | 35 | 23 | 25 | 9 | 9 | 7 | 11 | 10 | 7 | 3 | | | | | | 2189216.0 |
| 1952 | | | | | | | 4 | 17 | 17 | 20 | 18 | 9 | 9 | 14 | 24 | 22 | 11 | 19 | 27 | 18 | 21 | 16 | 20 | 14 | 16 | 14 | 9 | 17 | 10 | | | | | | | 2368305.0 |
| 1953 | | | | | | 4 | 28 | 37 | 22 | 10 | 6 | 14 | 29 | 20 | 27 | 23 | 22 | 24 | 25 | 17 | 14 | 11 | 10 | 11 | 2 | 4 | | 3 | 2 | | | | | | | 1231334.0 |
| 1954 | | | | 11 | 38 | 93 | 31 | 25 | 14 | 6 | 21 | 15 | 20 | 14 | 23 | 15 | 6 | 11 | 7 | 10 | 2 | 1 | 2 | | | | | | | | | | | | | 477127.0 |
| 1955 | | | | 8 | 11 | 12 | 31 | 37 | 12 | 10 | 18 | 14 | 22 | 17 | 24 | 28 | 15 | 13 | 23 | 24 | 8 | 6 | 12 | 11 | 7 | 2 | | | | | | | | | | 1067363.0 |
| 1956 | | | | | | 2 | 7 | 5 | 6 | 11 | 19 | 34 | 17 | 20 | 19 | 21 | 23 | 20 | 19 | 25 | 43 | 27 | 6 | 10 | 7 | 9 | 4 | 7 | 3 | 1 | 1 | | | | | 1864458.0 |
| 1957 | | | | | 19 | 25 | 14 | 3 | 2 | 7 | 26 | 6 | 22 | 19 | 7 | 16 | 28 | 22 | 13 | 8 | 18 | 26 | 19 | 12 | 16 | 10 | 3 | 6 | 4 | 5 | 4 | 4 | 1 | | | 2268663.0 |
| 1958 | | | | | | | | | 3 | 3 | 10 | 12 | 5 | 22 | 28 | 40 | 27 | 36 | 35 | 26 | 25 | 19 | 15 | 19 | 7 | 4 | 7 | 3 | 6 | 5 | 4 | 4 | | | | 2400800.0 |
| 1959 | | | | | | 2 | 8 | 2 | 18 | 8 | 20 | 39 | 29 | 21 | 21 | 16 | 9 | 8 | 16 | 30 | 28 | 22 | 19 | 25 | 7 | 2 | 1 | 3 | 5 | 4 | 2 | | | | | 1894099.0 |
| 1960 | | | | | | 11 | 11 | 8 | 9 | 31 | 24 | 12 | 17 | 28 | 30 | 32 | 30 | 30 | 34 | 21 | 10 | 7 | 5 | 3 | 3 | 4 | 3 | 1 | 2 | | | | | | | 1454294.0 |
| 1961 | | | | | | 14 | 51 | 50 | 21 | 17 | 14 | 17 | 23 | 14 | 16 | 10 | 5 | 3 | 9 | 11 | 16 | 16 | 10 | 8 | 4 | 5 | 8 | 7 | 7 | 3 | 2 | | 2 | 2 | | 1797008.0 |
| 1962 | | | | | | | | | 24 | 14 | 16 | 11 | 27 | 35 | 30 | 37 | 20 | 22 | 15 | 27 | 25 | 22 | 7 | 7 | 6 | 7 | 5 | 6 | 2 | | | | | | | 1614395.0 |
| 1963 | | | | | | 6 | 16 | 5 | 9 | 31 | 100 | 31 | 33 | 18 | 21 | 10 | 13 | 5 | 5 | 12 | 8 | 5 | 6 | 10 | 1 | 3 | 3 | 3 | 6 | 1 | 2 | 1 | 1 | | | 1298800.0 |
| 1964 | | | | | 21 | 86 | 29 | 18 | 20 | 19 | 22 | 16 | 22 | 9 | 14 | 6 | 3 | 2 | 10 | 15 | 9 | 10 | 5 | 4 | 3 | 4 | 4 | 2 | 5 | 3 | 1 | 2 | 2 | | | 1296567.0 |
| 1965 | | | | | 28 | 29 | 22 | 22 | 28 | 24 | 14 | 14 | 14 | 9 | 24 | 22 | 21 | 20 | 13 | 10 | 10 | 7 | 6 | 8 | 13 | 3 | 1 | 3 | | | | | | | | 1086821.0 |
| 1966 | | | | | 16 | 13 | 14 | 24 | 49 | 45 | 32 | 30 | 21 | 12 | 25 | 19 | 12 | 16 | 11 | 8 | 4 | 3 | 4 | 2 | 4 | 1 | | | | | | | | | | 701489.0 |
| 1967 | | | | | 1 | 18 | 22 | 28 | 15 | 21 | 22 | 13 | 9 | 9 | 15 | 20 | 16 | 13 | 24 | 27 | 15 | 15 | 20 | 6 | 12 | 14 | 2 | 1 | 2 | 2 | 2 | 1 | | | | 1711867.0 |
| 1968 | | | | | | | | 7 | 4 | 12 | 36 | 23 | 10 | 17 | 9 | 46 | 21 | 12 | 18 | 25 | 21 | 26 | 13 | 17 | 13 | 7 | 4 | 5 | 4 | 4 | 4 | 5 | | 2 | 1 | 2082028.0 |
| 1969 | | | | | | | | | 3 | 32 | 8 | 9 | 10 | 16 | 15 | 27 | 45 | 29 | 26 | 29 | 22 | 22 | 13 | 9 | 7 | 6 | 13 | 8 | 9 | | 1 | 2 | | 3 | 1 | 2075904.0 |
| 1970 | | | | | | | | | 3 | 16 | 20 | 21 | 24 | 24 | 24 | 25 | 28 | 12 | 28 | 27 | 29 | 14 | 16 | 12 | 12 | 9 | 9 | 6 | 2 | 4 | | | | | | 1666380.0 |
| 1971 | | | | | | | | | 8 | 23 | 14 | 37 | 52 | 44 | 21 | 31 | 24 | 21 | 10 | 9 | 16 | 10 | 9 | 14 | 5 | 3 | 3 | 4 | 2 | 1 | 4 | | | | | 1276604.0 |
| 1972 | | | | | | | | | 24 | 36 | 20 | 23 | 12 | 17 | 18 | 35 | 30 | 28 | 28 | 15 | 14 | 12 | 12 | 11 | 1 | 6 | 11 | 3 | 6 | 4 | | | | | | 1456210.0 |
| 1973 | | | | | | | | | | | | 10 | 10 | 10 | 21 | 13 | 15 | 22 | 22 | 24 | 27 | 34 | 27 | 28 | 30 | 18 | 15 | 14 | 19 | 6 | | | | | | 2819710.0 |

| CLASS | CFS | TOTAL | ACCUM | PERCT | CLASS | CFS | TOTAL | ACCUM | PERCT | CLASS | CFS | TOTAL | ACCUM | PERCT | CLASS | CFS | TOTAL | ACCUM | PERCT |
|---|---|---|---|---|---|---|---|---|---|---|---|---|---|---|---|---|---|---|---|
| 0 | 0.00 | 0 | 16436 | 100.0 | 9 | 830.00 | 894 | 13001 | 79.1 | 18 | 4100.0 | 774 | 5195 | 31.6 | 27 | 20000 | 230 | 677 | 4.1 |
| 1 | 200.00 | 12 | 16436 | 100.0 | 10 | 990.00 | 1074 | 12107 | 73.7 | 19 | 4900.0 | 787 | 4421 | 26.9 | 28 | 24000 | 179 | 447 | 2.7 |
| 2 | 240.00 | 72 | 16424 | 99.9 | 11 | 1200.00 | 774 | 11033 | 67.1 | 20 | 5900.0 | 711 | 3634 | 22.1 | 29 | 29000 | 110 | 268 | 1.6 |
| 3 | 290.00 | 92 | 16352 | 99.5 | 12 | 1400.00 | 867 | 10259 | 62.4 | 21 | 7000.0 | 588 | 2923 | 17.8 | 30 | 35000 | 69 | 158 | .9 |
| 4 | 340.00 | 358 | 16260 | 98.9 | 13 | 1700.00 | 756 | 9392 | 57.1 | 22 | 8300.0 | 499 | 2335 | 14.2 | 31 | 41000 | 48 | 89 | .5 |
| 5 | 410.00 | 648 | 15902 | 96.8 | 14 | 2000.00 | 940 | 8636 | 52.5 | 23 | 10000.0 | 409 | 1836 | 11.2 | 32 | 49000 | 28 | 41 | .2 |
| 6 | 490.00 | 632 | 15254 | 92.8 | 15 | 2400.00 | 942 | 7696 | 46.8 | 24 | 12000.0 | 274 | 1427 | 8.7 | 33 | 59000 | 11 | 13 | |
| 7 | 580.00 | 719 | 14622 | 89.0 | 16 | 2900.00 | 743 | 6754 | 41.1 | 25 | 14000.0 | 282 | 1153 | 7.0 | 34 | 70000 | 2 | 2 | |
| 8 | 690.00 | 902 | 13903 | 84.6 | 17 | 3400.00 | 816 | 6011 | 36.6 | 26 | 17000.0 | 194 | 871 | 5.3 | | | | | |

### LOWEST MEAN DISCHARGE, IN CFS, AND RANKING, FOR THE FOLLOWING NUMBER OF CONSECUTIVE DAYS IN YEAR ENDING MARCH 31

| YEAR | 1 | | 3 | | 7 | | 14 | | 30 | | 60 | | 90 | | 120 | | 183 | | ANNUAL | |
|---|---|---|---|---|---|---|---|---|---|---|---|---|---|---|---|---|---|---|---|---|
| 1930 | 570.00 | 27 | 575.00 | 27 | 584.00 | 26 | 606.00 | 25 | 632.00 | 24 | 799.00 | 25 | 1010.00 | 30 | 1350.00 | 32 | 3000.00 | 39 | 8120.00 | 44 |
| 1931 | 355.00 | 7 | 358.00 | 7 | 367.00 | 8 | 380.00 | 8 | 391.00 | 7 | 417.00 | 6 | 445.00 | 5 | 446.00 | 3 | 470.00 | 3 | 1310.00 | 1 |
| 1932 | 388.00 | 15 | 411.00 | 16 | 441.00 | 17 | 472.00 | 15 | 537.00 | 19 | 909.00 | 32 | 1130.00 | 33 | 1170.00 | 27 | 1480.00 | 24 | 4360.00 | 25 |
| 1933 | 587.00 | 28 | 603.00 | 30 | 633.00 | 30 | 702.00 | 33 | 1040.00 | 39 | 1450.00 | 39 | 1850.00 | 39 | 1920.00 | 38 | 2150.00 | 36 | 5280.00 | 29 |
| 1934 | 605.00 | 31 | 631.00 | 32 | 641.00 | 31 | 647.00 | 29 | 675.00 | 29 | 856.00 | 30 | 965.00 | 27 | 987.00 | 21 | 1100.00 | 15 | 4090.00 | 20 |
| 1935 | 374.00 | 12 | 381.00 | 14 | 414.00 | 15 | 480.00 | 18 | 535.00 | 18 | 670.00 | 18 | 779.00 | 17 | 919.00 | 18 | 1080.00 | 14 | 1760.00 | 2 |
| 1936 | 425.00 | 17 | 432.00 | 17 | 437.00 | 16 | 475.00 | 16 | 505.00 | 16 | 589.00 | 15 | 766.00 | 16 | 933.00 | 19 | 1130.00 | 16 | 3590.00 | 13 |
| 1937 | 251.00 | 3 | 251.00 | 3 | 255.00 | 3 | 268.00 | 3 | 320.00 | 3 | 355.00 | 2 | 416.00 | 3 | 481.00 | 7 | 932.00 | 13 | 5290.00 | 30 |
| 1938 | 718.00 | 39 | 736.00 | 38 | 812.00 | 40 | 891.00 | 40 | 1200.00 | 42 | 1750.00 | 41 | 1920.00 | 40 | 2030.00 | 39 | 2340.00 | 37 | 5670.00 | 32 |
| 1939 | 587.00 | 29 | 587.00 | 28 | 597.00 | 27 | 614.00 | 27 | 627.00 | 23 | 698.00 | 20 | 894.00 | 22 | 1090.00 | 25 | 1610.00 | 29 | 6250.00 | 35 |
| 1940 | 351.00 | 6 | 355.00 | 6 | 360.00 | 7 | 370.00 | 7 | 390.00 | 6 | 459.00 | 11 | 480.00 | 10 | 473.00 | 6 | 652.00 | 7 | 2700.00 | 8 |

WHITE RIVER AT NEWBERRY, IND. (Continued)

LOWEST MEAN DISCHARGE, IN CFS, AND RANKING, FOR THE FOLLOWING NUMBER OF CONSECUTIVE DAYS IN YEAR ENDING MARCH 31

| YEAR | 1 | 3 | 7 | 14 | 30 | 60 | 90 | 120 | 183 | ANNUAL |
|---|---|---|---|---|---|---|---|---|---|---|
| 1941 | 238.00 2 | 241.00 2 | 247.00 2 | 253.00 2 | 257.00 1 | 283.00 1 | 324.00 1 | 345.00 1 | 459.00 2 | 1780.00 3 |
| 1942 | 200.00 1 | 205.00 1 | 211.00 1 | 232.00 1 | 304.00 2 | 396.00 5 | 454.00 7 | 529.00 9 | 904.00 12 | 2800.00 9 |
| 1943 | 482.00 20 | 490.00 21 | 504.00 21 | 507.00 19 | 542.00 20 | 665.00 17 | 884.00 21 | 1000.00 23 | 1960.00 31 | 4180.00 22 |
| 1944 | 494.00 22 | 499.00 22 | 509.00 22 | 516.00 20 | 531.00 17 | 735.00 22 | 703.00 15 | 762.00 14 | 868.00 11 | 4400.00 26 |
| 1945 | 280.00 4 | 293.00 4 | 304.00 5 | 315.00 5 | 337.00 5 | 377.00 3 | 377.00 2 | 382.00 2 | 431.00 1 | 3640.00 16 |
| 1946 | 742.00 40 | 747.00 39 | 775.00 38 | 814.00 39 | 885.00 36 | 1760.00 42 | 2230.00 42 | 2850.00 42 | 3230.00 41 | 6590.00 38 |
| 1947 | 408.00 16 | 408.00 15 | 412.00 14 | 430.00 14 | 465.00 13 | 509.00 12 | 591.00 13 | 762.00 15 | 1220.00 19 | 3340.00 11 |
| 1948 | 646.00 35 | 649.00 35 | 662.00 33 | 692.00 31 | 813.00 32 | 837.00 29 | 875.00 20 | 998.00 22 | 1530.00 25 | 5430.00 31 |
| 1949 | 486.00 21 | 486.00 20 | 494.00 19 | 520.00 21 | 657.00 27 | 797.00 24 | 930.00 26 | 1510.00 34 | 1990.00 33 | 7120.00 41 |
| 1950 | 640.00 34 | 648.00 34 | 687.00 34 | 767.00 36 | 940.00 37 | 1310.00 37 | 1340.00 36 | 1530.00 35 | 1710.00 30 | 7630.00 42 |
| 1951 | 714.00 38 | 756.00 40 | 788.00 39 | 813.00 38 | 948.00 38 | 1690.00 40 | 2480.00 44 | 2230.00 40 | 3040.00 40 | 6520.00 37 |
| 1952 | 557.00 25 | 559.00 25 | 576.00 25 | 621.00 28 | 644.00 25 | 712.00 21 | 868.00 19 | 1330.00 31 | 2090.00 34 | 6020.00 34 |
| 1953 | 560.00 26 | 564.00 26 | 571.00 24 | 586.00 24 | 596.00 22 | 691.00 19 | 903.00 23 | 955.00 20 | 1240.00 20 | 4090.00 21 |
| 1954 | 374.00 13 | 380.00 13 | 384.00 12 | 389.00 11 | 402.00 8 | 421.00 7 | 458.00 8 | 462.00 5 | 646.00 6 | 2130.00 4 |
| 1955 | 295.00 5 | 298.00 5 | 301.00 4 | 307.00 4 | 324.00 4 | 395.00 4 | 451.00 6 | 536.00 10 | 583.00 4 | 2320.00 5 |
| 1956 | 359.00 9 | 368.00 10 | 374.00 9 | 393.00 12 | 472.00 14 | 742.00 23 | 1340.00 37 | 1680.00 36 | 2150.00 35 | 4220.00 23 |
| 1957 | 374.00 14 | 376.00 12 | 379.00 11 | 386.00 9 | 420.00 10 | 450.00 9 | 549.00 12 | 684.00 13 | 1140.00 17 | 3600.00 14 |
| 1958 | 750.00 41 | 763.00 41 | 847.00 41 | 999.00 42 | 1150.00 41 | 1330.00 38 | 1640.00 38 | 2240.00 41 | 5230.00 44 | 7940.00 43 |
| 1959 | 1150.00 44 | 1200.00 44 | 1240.00 44 | 1270.00 44 | 1390.00 43 | 1790.00 43 | 2220.00 41 | 2900.00 43 | 3950.00 43 | 6950.00 40 |
| 1960 | 465.00 19 | 481.00 19 | 502.00 20 | 579.00 23 | 658.00 28 | 815.00 27 | 1040.00 31 | 1200.00 28 | 1550.00 28 | 3890.00 18 |
| 1961 | 444.00 18 | 446.00 18 | 465.00 18 | 480.00 17 | 496.00 15 | 543.00 14 | 599.00 14 | 614.00 12 | 709.00 9 | 3520.00 12 |
| 1962 | 635.00 33 | 635.00 33 | 656.00 32 | 699.00 32 | 820.00 34 | 940.00 33 | 977.00 28 | 1210.00 29 | 1530.00 26 | 5900.00 33 |
| 1963 | 860.00 42 | 860.00 42 | 869.00 42 | 952.00 41 | 1060.00 40 | 1220.00 36 | 1230.00 34 | 1270.00 30 | 1540.00 27 | 3970.00 19 |
| 1964 | 360.00 10 | 360.00 8 | 360.00 6 | 367.00 6 | 404.00 9 | 445.00 8 | 445.00 4 | 457.00 4 | 586.00 5 | 2680.00 7 |
| 1965 | 358.00 8 | 368.00 9 | 374.00 10 | 387.00 10 | 446.00 12 | 455.00 10 | 474.00 9 | 486.00 8 | 663.00 8 | 3640.00 15 |
| 1966 | 526.00 24 | 549.00 24 | 616.00 29 | 679.00 30 | 763.00 31 | 807.00 26 | 921.00 24 | 1080.00 24 | 1250.00 21 | 2620.00 6 |
| 1967 | 367.00 11 | 371.00 11 | 391.00 13 | 403.00 13 | 423.00 11 | 517.00 13 | 547.00 11 | 581.00 11 | 837.00 10 | 3830.00 17 |
| 1968 | 500.00 23 | 502.00 23 | 513.00 23 | 525.00 22 | 561.00 21 | 660.00 16 | 786.00 18 | 872.00 16 | 1140.00 18 | 4550.00 27 |
| 1969 | 677.00 36 | 695.00 36 | 710.00 36 | 733.00 34 | 746.00 30 | 825.00 28 | 997.00 29 | 1450.00 33 | 1980.00 32 | 6310.00 36 |
| 1970 | 1050.00 43 | 1070.00 43 | 1130.00 43 | 1230.00 43 | 1480.00 44 | 1830.00 44 | 2450.00 43 | 3280.00 44 | 3280.00 42 | 4940.00 28 |
| 1971 | 616.00 32 | 629.00 31 | 691.00 35 | 737.00 35 | 819.00 33 | 962.00 34 | 1080.00 32 | 1140.00 26 | 1260.00 22 | 4230.00 24 |
| 1972 | 593.00 30 | 603.00 29 | 607.00 28 | 610.00 26 | 648.00 26 | 858.00 31 | 926.00 25 | 908.00 17 | 1390.00 23 | 2850.00 10 |
| 1973 | 695.00 37 | 724.00 37 | 754.00 37 | 774.00 37 | 867.00 35 | 1040.00 35 | 1300.00 35 | 1830.00 37 | 2480.00 38 | 6810.00 39 |

HIGHEST MEAN DISCHARGE, IN CFS, AND RANKING, FOR THE FOLLOWING NUMBER OF CONSECUTIVE DAYS IN YEAR ENDING SEPTEMBER 30

| YEAR | 1 | 3 | 7 | 15 | 30 | 60 | 90 | 120 | 183 | ANNUAL |
|---|---|---|---|---|---|---|---|---|---|---|
| 1929 | 37800.0 20 | 34900.0 21 | 31900.0 21 | 23700.0 20 | 17200.0 19 | 13400.0 21 | 11700.0 16 | [illegible] 14 | 10900.0 4 | 6620.0 5 |
| 1930 | 59300.0 7 | 57900.0 6 | 54900.0 2 | 43700.0 2 | 28200.0 4 | 19100.0 5 | 15900.0 3 | 1320[illegible] 7 | 9810.0 10 | 5410.0 14 |
| 1931 | 10600.0 44 | 9810.0 44 | 5830.0 45 | 3730.0 45 | 3040.0 45 | 2680.0 44 | 2200.0 44 | 2060.0 44 | 1770.0 44 | 1250.0 44 |
| 1932 | 37000.0 21 | 35200.0 20 | 32900.0 20 | 27500.0 12 | 18700.0 13 | 14200.0 18 | 11600.0 17 | 9650.0 20 | 7300.0 23 | 4630.0 24 |
| 1933 | 55600.0 9 | 53100.0 8 | 42500.0 7 | 28600.0 11 | 19500.0 12 | 18700.0 6 | 16300.0 2 | 13800.0 3 | 12600.0 2 | 7450.0 3 |
| 1934 | 13400.0 42 | 12600.0 42 | 10200.0 41 | 6710.0 41 | 5330.0 41 | 3840.0 41 | 2920.0 43 | 2480.0 43 | 2120.0 43 | 1650.0 42 |
| 1935 | 32300.0 25 | 30900.0 25 | 27700.0 24 | 21900.0 23 | 14000.0 29 | 9200.0 32 | 7290.0 36 | 6690.0 34 | 5110.0 36 | 3050.0 36 |
| 1936 | 27100.0 34 | 25800.0 34 | 21200.0 34 | 13100.0 38 | 9300.0 39 | 7880.0 37 | 6590.0 38 | 5310.0 39 | 4000.0 39 | 2330.0 39 |
| 1937 | 61100.0 6 | 58800.0 5 | 51300.0 4 | 42400.0 4 | 30300.0 2 | 20800.0 3 | 15500.0 7 | 13700.0 4 | 10700.0 7 | 6460.0 8 |
| 1938 | 46000.0 17 | 42800.0 17 | 34800.0 17 | 33800.0 5 | 29000.0 3 | 21000.0 2 | 15600.0 5 | 13700.0 5 | 10800.0 6 | 7040.0 4 |
| 1939 | 49300.0 14 | 48200.0 11 | 40900.0 10 | 26300.0 15 | 16100.0 22 | 15000.0 13 | 14200.0 9 | 11800.0 10 | 8660.0 16 | 4930.0 19 |
| 1940 | 31800.0 27 | 30100.0 27 | 26100.0 26 | 16800.0 31 | 11500.0 34 | 7250.0 40 | 5620.0 40 | 4970.0 40 | 3720.0 40 | 2080.0 40 |
| 1941 | 11200.0 43 | 10100.0 43 | 9340.0 43 | 6590.0 42 | 4160.0 44 | 2430.0 45 | 2130.0 45 | 1780.0 45 | 1440.0 45 | 958.0 45 |
| 1942 | 31500.0 28 | 30400.0 26 | 25700.0 27 | 15900.0 32 | 12700.0 31 | 10600.0 27 | 9920.0 26 | 8550.0 25 | 7190.0 24 | 4360.0 28 |
| 1943 | 76000.0 1 | 69200.0 1 | 53100.0 3 | 43700.0 3 | 27200.0 5 | 15700.0 9 | 13300.0 11 | 10900.0 15 | 8590.0 17 | 5280.0 15 |
| 1944 | 52600.0 11 | 49500.0 10 | 41900.0 9 | 29200.0 9 | 21000.0 11 | 14200.0 19 | 11300.0 21 | 9210.0 23 | 6350.0 31 | 3500.0 34 |
| 1945 | 49800.0 13 | 44900.0 15 | 36400.0 15 | 24100.0 18 | 14200.0 28 | 12400.0 23 | 11800.0 13 | 11700.0 11 | 8750.0 14 | 4760.0 22 |
| 1946 | 23300.0 38 | 22300.0 38 | 18900.0 38 | 14200.0 35 | 10900.0 36 | 8250.0 35 | 8320.0 31 | 7610.0 31 | 7180.0 25 | 4800.0 21 |
| 1947 | 28600.0 30 | 28100.0 30 | 24900.0 29 | 19800.0 28 | 14700.0 26 | 13400.0 20 | 11600.0 18 | 9490.0 21 | 8150.0 20 | 4960.0 18 |
| 1948 | 41800.0 19 | 39600.0 19 | 33600.0 19 | 23700.0 19 | 23100.0 9 | 14700.0 14 | 11600.0 19 | 9760.0 19 | 7460.0 22 | 4420.0 26 |
| 1949 | 48900.0 15 | 45900.0 13 | 38800.0 12 | 32000.0 8 | 26300.0 6 | 19500.0 4 | 15800.0 4 | 13700.0 6 | 10300.0 8 | 6050.0 10 |
| 1950 | 70400.0 2 | 67500.0 2 | 56800.0 1 | 49200.0 1 | 39200.0 1 | 29700.0 1 | 23600.0 1 | 20300.0 1 | 15000.0 1 | 8750.0 1 |
| 1951 | 30000.0 29 | 28800.0 29 | 27100.0 25 | 21900.0 24 | 14900.0 25 | 12000.0 24 | 11200.0 22 | 10700.0 16 | 9650.0 11 | 6000.0 11 |
| 1952 | 28500.0 31 | 27600.0 31 | 25300.0 28 | 23200.0 21 | 16900.0 20 | 14200.0 15 | 13700.0 10 | 12400.0 9 | 10300.0 9 | 6470.0 7 |
| 1953 | 26000.0 36 | 24800.0 36 | 20800.0 35 | 14100.0 36 | 11900.0 33 | 8750.0 34 | 7810.0 35 | 6670.0 35 | 5490.0 35 | 3370.0 35 |
| 1954 | 9100.0 45 | 8460.0 45 | 6920.0 44 | 5940.0 44 | 4980.0 43 | 3710.0 42 | 3150.0 42 | 2720.0 42 | 2150.0 42 | 1310.0 43 |
| 1955 | 14500.0 41 | 13700.0 40 | 12300.0 40 | 9150.0 40 | 8300.0 40 | 7430.0 38 | 6270.0 39 | 5750.0 38 | 4810.0 38 | 2920.0 38 |
| 1956 | 35200.0 23 | 32300.0 23 | 24500.0 30 | 15600.0 33 | 11400.0 35 | 9570.0 30 | 8240.0 32 | 8220.0 29 | 7150.0 26 | 5090.0 17 |
| 1957 | 51000.0 12 | 45300.0 14 | 34400.0 18 | 25500.0 17 | 18400.0 15 | 15800.0 8 | 15000.0 8 | 13900.0 2 | 10900.0 5 | 6220.0 9 |
| 1958 | 46200.0 16 | 43600.0 16 | 37500.0 13 | 29100.0 10 | 18500.0 14 | 13200.0 22 | 10300.0 25 | 9220.0 22 | 7700.0 21 | 6580.0 6 |
| 1959 | 35800.0 22 | 33900.0 22 | 29000.0 22 | 20300.0 27 | 18300.0 16 | 14200.0 16 | 11800.0 14 | 10700.0 17 | 8360.0 18 | 5190.0 16 |
| 1960 | 32200.0 26 | 29300.0 28 | 20100.0 36 | 13500.0 37 | 9480.0 38 | 7350.0 39 | 6640.0 37 | 6050.0 37 | 5830.0 33 | 3970.0 30 |
| 1961 | 67100.0 3 | 62500.0 3 | 48000.0 6 | 32300.0 6 | 24000.0 8 | 17900.0 7 | 15500.0 6 | 12900.0 8 | 9080.0 13 | 4920.0 20 |
| 1962 | 27800.0 32 | 25600.0 35 | 20000.0 37 | 14800.0 34 | 13400.0 30 | 10400.0 28 | 9340.0 27 | 8130.0 30 | 6490.0 29 | 4420.0 27 |
| 1963 | 55600.0 10 | 47700.0 12 | 37000.0 14 | 26600.0 14 | 21100.0 10 | 14200.0 17 | 10500.0 23 | 8360.0 28 | 5930.0 32 | 3560.0 31 |
| 1964 | 56600.0 8 | 52100.0 9 | 40000.0 11 | 25800.0 16 | 17700.0 18 | 15500.0 11 | 11600.0 20 | 9130.0 24 | 6540.0 28 | 3540.0 32 |
| 1965 | 22400.0 39 | 21500.0 39 | 17800.0 39 | 11400.0 39 | 10000.0 37 | 8080.0 36 | 8030.0 33 | 6650.0 36 | 5080.0 37 | 2980.0 37 |
| 1966 | 14600.0 40 | 13500.0 41 | 10000.0 42 | 6580.0 43 | 5230.0 42 | 3700.0 43 | 3810.0 41 | 3580.0 41 | 3060.0 41 | 1920.0 41 |
| 1967 | 43800.0 18 | 41000.0 18 | 34800.0 16 | 22400.0 22 | 14400.0 27 | 9350.0 31 | 8530.0 29 | 8390.0 26 | 8150.0 19 | 4690.0 23 |
| 1968 | 64700.0 5 | 56000.0 7 | 42100.0 8 | 26800.0 13 | 16100.0 21 | 11400.0 25 | 10500.0 24 | 10100.0 18 | 9270.0 12 | 5690.0 12 |
| 1969 | 65600.0 4 | 60000.0 4 | 48300.0 5 | 32200.0 7 | 24100.0 7 | 15600.0 10 | 11800.0 15 | 11300.0 12 | 8710.0 15 | 5690.0 13 |
| 1970 | 26800.0 35 | 25900.0 33 | 23500.0 32 | 16900.0 30 | 12000.0 32 | 8980.0 33 | 8690.0 28 | 8380.0 27 | 7080.0 27 | 4570.0 25 |
| 1971 | 34100.0 24 | 32200.0 24 | 27900.0 23 | 20900.0 26 | 15100.0 24 | 10700.0 26 | 8010.0 34 | 6890.0 33 | 5610.0 34 | 3500.0 33 |
| 1972 | 27600.0 33 | 26500.0 32 | 23700.0 31 | 21100.0 25 | 15800.0 23 | 10200.0 29 | 8380.0 30 | 7150.0 32 | 6380.0 30 | 3980.0 29 |
| 1973 | 25200.0 37 | 24600.0 37 | 21700.0 33 | 19100.0 29 | 18000.0 17 | 15000.0 12 | 11900.0 12 | 10900.0 13 | 11100.0 3 | 7730.0 2 |

STATISTICS ON NORMAL MONTHLY MEANS(ALL DAYS)

| OCT | NOV | DEC | JAN | FEB | MARCH | APRIL | MAY | JUNE | JULY | AUG | SEPT |
|---|---|---|---|---|---|---|---|---|---|---|---|
| BY ROWS(MEAN,VARIANCE,STANDARD DEVIATION, SKEWNESS, COEFF. OF VARIATION,PERCENTAGE OF AVERAGE FLOW) | | | | | | | | | | | |
| 0.1220E+04 | 0.2465E+04 | 0.3883E+04 | 0.7016E+04 | 0.6783E+04 | 0.8185E+04 | 0.8786E+04 | 0.6509E+04 | 0.4390E+04 | 0.2907E+04 | 0.1529E+04 | 0.1161E+04 |
| 0.9897E+06 | 0.7119E+07 | 0.1464E+08 | 0.6954E+08 | 0.2555E+08 | 0.2022E+08 | 0.2606E+08 | 0.2683E+08 | 0.1168E+08 | 0.6407E+07 | 0.1540E+07 | 0.6808E+06 |
| 0.9948E+03 | 0.2668E+04 | 0.3826E+04 | 0.8339E+04 | 0.5055E+04 | 0.4497E+04 | 0.5105E+04 | 0.5180E+04 | 0.3417E+04 | 0.2531E+04 | 0.1241E+04 | 0.8251E+03 |
| 0.1842E+01 | 0.2321E+01 | 0.1469E+01 | 0.2102E+01 | 0.8866E+00 | 0.5467E+00 | 0.5722E+00 | 0.1818E+01 | 0.1578E+01 | 0.2136E+01 | 0.3420E+01 | 0.2342E+01 |
| 0.8156E+00 | 0.1082E+01 | 0.9851E+00 | 0.1189E+01 | 0.7452E+00 | 0.5494E+00 | 0.5810E+00 | 0.7958E+00 | 0.7784E+00 | 0.8707E+00 | 0.8116E+00 | 0.7109E+00 |
| 0.2224E+01 | 0.4496E+01 | 0.7082E+01 | 0.1280E+02 | 0.1237E+02 | 0.1493E+02 | 0.1602E+02 | 0.1187E+02 | 0.8006E+01 | 0.5302E+01 | 0.2789E+01 | 0.2117E+01 |

STATISTICS ON NORMAL ANNUAL MEANS(ALL DAYS)

| MEAN | VARIANCE | STANDARD DEVIATION | SKEWNESS | COEFF. OF VARIATION | SERIAL CORR |
|---|---|---|---|---|---|
| 0.4557E+04 | 0.3288E+07 | 0.1813E+04 | -0.5077E-01 | 0.3980E+00 | 0.2888E+00 |

STATISTICS ON LOG MONTHLY MEANS(ALL DAYS)

| OCT | NOV | DEC | JAN | FEB | MARCH | APRIL | MAY | JUNE | JULY | AUG | SEPT |
|---|---|---|---|---|---|---|---|---|---|---|---|
| BY ROWS(MEAN,VARIANCE,STANDARD DEVIATION, SKEWNESS, COEFF. OF VARIATION,PERCENTAGE OF AVERAGE FLOW) | | | | | | | | | | | |
| 0.2975E+01 | 0.3194E+01 | 0.3373E+01 | 0.3586E+01 | 0.3682E+01 | 0.3834E+01 | 0.3860E+01 | 0.3701E+01 | 0.3532E+01 | 0.3334E+01 | 0.3092E+01 | 0.2983E+01 |
| 0.9146E-01 | 0.1698E+00 | 0.2112E+00 | 0.2480E+00 | 0.1617E+00 | 0.8559E-01 | 0.8306E-01 | 0.1024E+00 | 0.9575E-01 | 0.1137E+00 | 0.7876E-01 | 0.6789E-01 |
| 0.3024E+00 | 0.4121E+00 | 0.4596E+00 | 0.4980E+00 | 0.4021E+00 | 0.2926E+00 | 0.2882E+00 | 0.3200E+00 | 0.3094E+00 | 0.3372E+00 | 0.2806E+00 | 0.2606E+00 |
| 0.4930E+00 | 0.3665E+00 | -0.1598E-01 | -0.1088E-01 | -0.5357E+00 | -0.1005E+01 | -0.4296E+00 | -0.1310E+00 | 0.2487E+00 | 0.1399E+00 | 0.9350E-01 | 0.3973E+00 |
| 0.1016E+00 | 0.1290E+00 | 0.1363E+00 | 0.1389E+00 | 0.1092E+00 | 0.7631E-01 | 0.7465E-01 | 0.8646E-01 | 0.8761E-01 | 0.1011E+00 | 0.9077E-01 | 0.8734E-01 |
| 0.7231E+01 | 0.7763E+01 | 0.8198E+01 | 0.8715E+01 | 0.8949E+01 | 0.9317E+01 | 0.9382E+01 | 0.8994E+01 | 0.8584E+01 | 0.8103E+01 | 0.7514E+01 | 0.7250E+01 |

STATISTICS ON LOG ANNUAL MEANS(ALL DAYS)

| MEAN | VARIANCE | STANDARD DEVIATION | SKEWNESS | COEFF. OF VARIATION | SERIAL CORR |
|---|---|---|---|---|---|
| 0.3614E+01 | 0.4749E-01 | 0.2179E+00 | -0.1193E+01 | 0.6030E-01 | 0.2307E+00 |

ANNUAL PEAKS

| | | | |
|---|---|---|---|
| 1897 | 69300 | 1941 | 11600 |
| 1908 | 37700 | 1942 | 32000 |
| 1909 | 22100 | 1943 | 76900 |
| 1910 | 31800 | 1944 | 53600 |
| 1911 | 21800 | 1945 | 53600 |
| 1912 | 29800 | 1946 | 23900 |
| 1913 | 130000 | 1947 | 28900 |
| 1914 | 22700 | 1948 | 43500 |
| 1915 | 25600 | 1949 | 49800 |
| 1916 | 87100 | 1950 | 71500 |
| 1917 | 44500 | 1951 | 30200 |
| 1918 | 23300 | 1952 | 28800 |
| 1919 | 59600 | 1953 | 26300 |
| 1920 | 42100 | 1954 | 9100 |
| 1921 | 37000 | 1955 | 15100 |
| 1922 | 52600 | 1956 | 37900 |
| 1923 | 30800 | 1957 | 52700 |
| 1924 | 27600 | 1958 | 48000 |
| 1925 | 19100 | 1959 | 37900 |
| 1926 | 48900 | 1960 | 34100 |
| 1927 | 54600 | 1961 | 69300 |
| 1928 | 22400 | 1962 | 28100 |
| 1929 | 38800 | 1963 | 55600 |
| 1930 | 60700 | 1964 | 57600 |
| 1931 | 11400 | 1965 | 22500 |
| 1932 | 37500 | 1966 | 14800 |
| 1933 | 56200 | 1967 | 44600 |
| 1934 | 13600 | 1968 | 67200 |
| 1935 | 32800 | 1969 | 66800 |
| 1936 | 27100 | 1970 | 27100 |
| 1937 | 65900 | 1971 | 34500 |
| 1938 | 47600 | 1972 | 27800 |
| 1939 | 50200 | 1973 | 25500 |
| 1940 | 31800 | | |

## 03361000 Big Blue River at Carthage, Ind.

LOCATION.--Lat 39°44'38", long 85°34'33", in SW¼SW¼ sec.18, T.15 N., R.9 E., Rush County, on right bank 300 ft (91 m) upstream from highway bridge, 0.5 mile (0.8 km) northwest of Carthage, and 2.2 miles (3.5 km) downstream from Three Mile Creek.

DRAINAGE AREA.--184 $mi^2$ (477 $km^2$).

DURATION TABLE OF DAILY DISCHARGE FOR YEAR ENDING SEPTEMBER 30

| CLASS | 0 | 1 | 2 | 3 | 4 | 5 | 6 | 7 | 8 | 9 | 10 | 11 | 12 | 13 | 14 | 15 | 16 | 17 | 18 | 19 | 20 | 21 | 22 | 23 | 24 | 25 | 26 | 27 | 28 | 29 | 30 | 31 | 32 | 33 | 34 | |
|---|---|---|---|---|---|---|---|---|---|---|---|---|---|---|---|---|---|---|---|---|---|---|---|---|---|---|---|---|---|---|---|---|---|---|---|---|
| YEAR | NUMBER OF DAYS IN CLASS | | | | | | | | | | | | | | | | | | | | | | | | | | | | | | | | | | | CFS_DAYS |
| 1951 | | | | | | | 25 | 21 | 15 | 37 | 22 | 37 | 22 | 21 | 15 | 20 | 23 | 16 | 21 | 16 | 13 | 7 | 7 | 9 | 5 | 2 | 2 | 3 | 3 | 2 | | | | | 1 | 103565.0 |
| 1952 | | | | | | 7 | 33 | 45 | 28 | 25 | 20 | 19 | 8 | 38 | 26 | 12 | 24 | 15 | 19 | 8 | 5 | 9 | 6 | 5 | 3 | 1 | 3 | 3 | 2 | 1 | | | | 1 | | 86640.0 |
| 1953 | | | | | 9 | 22 | 12 | 52 | 23 | 46 | 33 | 44 | 39 | 25 | 12 | 10 | 10 | 7 | 3 | 2 | 2 | 5 | 5 | 1 | 1 | 1 | | | | | 1 | | | | | 50374.0 |
| 1954 | | | 1 | 17 | 11 | 32 | 70 | 47 | 20 | 15 | 48 | 27 | 22 | 10 | 9 | 7 | 5 | 5 | 6 | 3 | 1 | 4 | | 1 | | 1 | 1 | | 1 | 1 | | | | | | 35088.0 |
| 1955 | | | 4 | 10 | 8 | 10 | 6 | 29 | 50 | 29 | 27 | 37 | 26 | 18 | 27 | 21 | 12 | 17 | 7 | 5 | 10 | 2 | 3 | 3 | 1 | 2 | 1 | | | | | | | | | 48514.0 |
| 1956 | | | | | | | 9 | 22 | 17 | 18 | 27 | 31 | 52 | 30 | 27 | 23 | 20 | 25 | 18 | 11 | 9 | 6 | 4 | 4 | 3 | 1 | 3 | | 1 | 1 | | 2 | 1 | 1 | | | 81260.0 |
| 1957 | | | | | | | 19 | 36 | 19 | 34 | 50 | 40 | 30 | 15 | 15 | 15 | 18 | 15 | 9 | 8 | 10 | 5 | 3 | 5 | 3 | 6 | 3 | 2 | 1 | 1 | 2 | 1 | | | | 73808.0 |
| 1958 | | | | | | | | | 15 | 14 | 24 | 66 | 45 | 44 | 38 | 16 | 23 | 11 | 10 | 14 | 4 | 9 | 9 | 4 | | 4 | 4 | 1 | 4 | 3 | | | 2 | 1 | | 108125.0 |
| 1959 | | | | | | | 1 | 26 | 16 | 26 | 18 | 54 | 30 | 10 | 25 | 28 | 26 | 29 | 15 | 16 | 10 | 11 | 9 | 3 | 3 | 3 | 1 | | 1 | 1 | | 1 | | 1 | 1 | | 85244.0 |
| 1960 | | | | | | | | 27 | 17 | 35 | 36 | 47 | 55 | 41 | 34 | 15 | 12 | 13 | 4 | 6 | 4 | 7 | 4 | 3 | 1 | 3 | 1 | | | 1 | | | | | | | 55854.0 |
| 1961 | | | | | | | 3 | 48 | 76 | 30 | 25 | 21 | 30 | 12 | 21 | 10 | 9 | 9 | 7 | 10 | 11 | 5 | 10 | 5 | 7 | 4 | 1 | 3 | 3 | 2 | 1 | 1 | | 1 | | | 81067.0 |
| 1962 | | | | | | | | | 51 | 49 | 49 | 38 | 54 | 20 | 27 | 23 | 16 | 9 | 2 | 5 | 4 | 3 | 3 | | 5 | 2 | 1 | 2 | 2 | | | | | | | | 56064.0 |
| 1963 | | | | | | 5 | 21 | 10 | 19 | 40 | 102 | 40 | 14 | 17 | 21 | 14 | 6 | 5 | 11 | 7 | 6 | 6 | 3 | 3 | 2 | 5 | 1 | 2 | | 1 | | | 1 | 1 | | 1 | 1 | 63954.0 |
| 1964 | | | | | | | 50 | 58 | 45 | 45 | 21 | 22 | 17 | 17 | 15 | 12 | 11 | 9 | 8 | 4 | 3 | 3 | 1 | 9 | 2 | 3 | 3 | | 1 | 1 | 2 | | 1 | | | 3 | | 63545.0 |
| 1965 | | | | | | | 14 | 53 | 41 | 48 | 35 | 24 | 18 | 21 | 12 | 24 | 19 | 7 | 8 | 7 | 8 | 4 | 10 | 3 | 2 | 1 | 1 | 1 | 2 | 1 | | | 1 | | | | | 52526.0 |
| 1966 | | | | | | 25 | 26 | 15 | 15 | 25 | 35 | 80 | 34 | 41 | 18 | 18 | 9 | 1 | 7 | 3 | 2 | 4 | | 2 | 3 | | 1 | 1 | | | | | | | | | | 37368.0 |
| 1967 | | | | | | | 6 | 46 | 36 | 15 | 23 | 18 | 31 | 19 | 30 | 25 | 21 | 21 | 12 | 13 | 12 | 6 | 9 | 6 | 4 | 2 | 4 | 2 | 1 | | 1 | 2 | | | | | | 82101.0 |
| 1968 | | | | | | | 5 | 7 | 11 | 20 | 41 | 45 | 56 | 36 | 34 | 20 | 20 | 15 | 9 | 9 | 7 | 4 | 3 | 7 | 1 | 5 | 2 | 2 | 1 | 3 | 2 | | 1 | | | | | 80282.0 |
| 1969 | | | | | | | | | | 42 | 28 | 18 | 41 | 50 | 64 | 26 | 21 | 16 | 14 | 9 | 7 | 6 | 5 | 4 | 2 | 2 | 4 | 3 | | 1 | | 1 | 1 | | | | | 81072.0 |
| 1970 | | | | | | | | 10 | 30 | 21 | 59 | 48 | 36 | 19 | 42 | 30 | 18 | 17 | 5 | 8 | 5 | 3 | 6 | 1 | | 2 | 1 | 3 | | | | 1 | | | | | | 60386.0 |
| 1971 | | | | | | | 8 | 25 | 21 | 48 | 67 | 39 | 34 | 24 | 18 | 16 | 12 | 11 | 9 | 6 | 5 | 3 | 2 | 2 | 6 | 3 | 2 | 1 | | 1 | 1 | 1 | | | | | | 62111.0 |
| 1972 | | | | | | | | 1 | 25 | 58 | 32 | 28 | 31 | 38 | 45 | 24 | 14 | 16 | 11 | 11 | 4 | 11 | 1 | 6 | 4 | 1 | 2 | 3 | | | | | | | | | | 66940.0 |
| 1973 | | | | | | | | | | 23 | 21 | 23 | 14 | 15 | 39 | 33 | 20 | 43 | 27 | 21 | 21 | 19 | 14 | 10 | 4 | 3 | 3 | 5 | 2 | 2 | 1 | | 1 | 1 | | | | 118413.0 |

| CLASS | CFS | TOTAL | ACCUM | PERCT | CLASS | CFS | TOTAL | ACCUM | PERCT | CLASS | CFS | TOTAL | ACCUM | PERCT | CLASS | CFS | TOTAL | ACCUM | PERCT |
|---|---|---|---|---|---|---|---|---|---|---|---|---|---|---|---|---|---|---|---|
| 0 | 0.00 | 0 | 8401 | 100.0 | 9 | 70.00 | 839 | 5950 | 70.8 | 18 | 330.0 | 213 | 1045 | 12.4 | 27 | 1500 | 23 | 96 | 1.1 |
| 1 | 18.00 | 5 | 8401 | 100.0 | 10 | 84.00 | 696 | 5111 | 60.8 | 19 | 390.0 | 177 | 832 | 9.9 | 28 | 1800 | 25 | 73 | .8 |
| 2 | 21.00 | 27 | 8396 | 99.9 | 11 | 99.00 | 804 | 4415 | 52.6 | 20 | 460.0 | 133 | 655 | 7.8 | 29 | 2100 | 14 | 48 | .5 |
| 3 | 25.00 | 49 | 8369 | 99.6 | 12 | 120.00 | 537 | 3611 | 43.0 | 21 | 540.0 | 123 | 522 | 6.2 | 30 | 2500 | 14 | 34 | .4 |
| 4 | 30.00 | 162 | 8320 | 99.0 | 13 | 140.00 | 653 | 3074 | 36.6 | 22 | 650.0 | 96 | 399 | 4.7 | 31 | 3000 | 5 | 20 | .2 |
| 5 | 36.00 | 292 | 8158 | 97.1 | 14 | 170.00 | 452 | 2421 | 28.8 | 23 | 770.0 | 72 | 303 | 3.6 | 32 | 3600 | 6 | 15 | .1 |
| 6 | 42.00 | 514 | 7866 | 93.6 | 15 | 200.00 | 324 | 1969 | 23.4 | 24 | 910.0 | 55 | 231 | 2.7 | 33 | 4200 | 7 | 9 | .1 |
| 7 | 50.00 | 665 | 7352 | 87.5 | 16 | 230.00 | 375 | 1645 | 19.6 | 25 | 1100.0 | 42 | 176 | 2.1 | 34 | 5000 | 2 | 2 | .0 |
| 8 | 59.00 | 737 | 6687 | 79.6 | 17 | 280.00 | 225 | 1270 | 15.1 | 26 | 1300.0 | 38 | 134 | 1.6 | | | | | |

LOWEST MEAN DISCHARGE, IN CFS, AND RANKING, FOR THE FOLLOWING NUMBER OF CONSECUTIVE DAYS IN YEAR ENDING MARCH 31

| YEAR | 1 | | 3 | | 7 | | 14 | | 30 | | 60 | | 90 | | 120 | | 183 | | ANNUAL | |
|---|---|---|---|---|---|---|---|---|---|---|---|---|---|---|---|---|---|---|---|---|
| 1952 | 42.00 | 15 | 42.00 | 14 | 44.10 | 15 | 45.20 | 14 | 47.90 | 12 | 49.60 | 10 | 52.90 | 9 | 58.30 | 10 | 85.80 | 14 | 249.00 | 19 |
| 1953 | 39.00 | 11 | 40.00 | 11 | 42.10 | 12 | 44.40 | 13 | 50.80 | 14 | 51.20 | 12 | 56.50 | 10 | 56.90 | 9 | 66.90 | 8 | 149.00 | 7 |
| 1954 | 33.00 | 6 | 33.00 | 6 | 33.60 | 6 | 34.90 | 6 | 35.90 | 6 | 38.00 | 5 | 39.10 | 5 | 42.30 | 4 | 47.70 | 3 | 106.00 | 1 |
| 1955 | 20.00 | 2 | 20.70 | 2 | 21.40 | 2 | 23.10 | 2 | 23.90 | 1 | 30.90 | 1 | 32.80 | 1 | 39.30 | 2 | 46.10 | 2 | 131.00 | 4 |
| 1956 | 18.00 | 1 | 18.70 | 1 | 20.40 | 1 | 22.60 | 1 | 28.90 | 2 | 41.70 | 6 | 56.90 | 11 | 74.60 | 16 | 112.00 | 17 | 196.00 | 15 |
| 1957 | 38.00 | 9 | 38.30 | 8 | 39.00 | 8 | 39.80 | 7 | 41.20 | 7 | 43.10 | 7 | 44.30 | 6 | 47.30 | 6 | 58.10 | 6 | 128.00 | 2 |
| 1958 | 63.00 | 20 | 63.00 | 20 | 63.00 | 20 | 63.50 | 19 | 70.10 | 20 | 71.70 | 20 | 79.30 | 20 | 88.40 | 19 | 166.00 | 21 | 253.00 | 20 |
| 1959 | 76.00 | 22 | 80.70 | 22 | 83.60 | 22 | 90.40 | 22 | 94.60 | 22 | 109.00 | 22 | 120.00 | 22 | 150.00 | 22 | 233.00 | 22 | 361.00 | 22 |
| 1960 | 41.00 | 13 | 42.30 | 15 | 43.00 | 14 | 44.30 | 12 | 46.30 | 11 | 51.70 | 13 | 60.60 | 14 | 66.10 | 13 | 78.50 | 13 | 165.00 | 9 |
| 1961 | 41.00 | 14 | 41.00 | 13 | 41.90 | 11 | 43.90 | 11 | 45.80 | 10 | 48.40 | 9 | 51.40 | 8 | 51.20 | 7 | 53.00 | 5 | 148.00 | 6 |
| 1962 | 48.00 | 17 | 49.70 | 17 | 51.10 | 17 | 53.00 | 16 | 56.60 | 17 | 59.90 | 15 | 63.20 | 15 | 69.20 | 15 | 99.00 | 15 | 236.00 | 17 |
| 1963 | 46.00 | 16 | 46.70 | 16 | 48.90 | 16 | 53.70 | 17 | 59.10 | 18 | 65.90 | 18 | 68.60 | 16 | 68.80 | 14 | 71.70 | 10 | 165.00 | 10 |
| 1964 | 28.00 | 4 | 28.70 | 4 | 29.40 | 4 | 30.00 | 4 | 31.50 | 3 | 33.00 | 2 | 35.90 | 2 | 36.70 | 1 | 42.30 | 1 | 128.00 | 3 |
| 1965 | 30.00 | 5 | 31.00 | 5 | 31.70 | 5 | 32.60 | 5 | 35.60 | 5 | 36.00 | 4 | 37.00 | 3 | 39.80 | 3 | 50.60 | 4 | 179.00 | 13 |
| 1966 | 36.00 | 7 | 36.70 | 7 | 38.00 | 7 | 40.30 | 8 | 42.30 | 8 | 50.00 | 11 | 58.10 | 12 | 63.90 | 12 | 74.90 | 12 | 139.00 | 5 |
| 1967 | 25.00 | 3 | 25.30 | 3 | 25.90 | 3 | 28.30 | 3 | 33.70 | 4 | 35.00 | 3 | 38.40 | 4 | 42.80 | 5 | 58.70 | 7 | 174.00 | 12 |
| 1968 | 38.00 | 8 | 39.00 | 9 | 40.70 | 9 | 43.10 | 9 | 43.60 | 9 | 46.10 | 8 | 49.00 | 7 | 55.20 | 8 | 72.40 | 11 | 186.00 | 14 |
| 1969 | 58.00 | 19 | 59.30 | 19 | 61.70 | 19 | 63.90 | 20 | 64.60 | 19 | 66.80 | 19 | 74.50 | 17 | 102.00 | 20 | 135.00 | 20 | 244.00 | 18 |
| 1970 | 66.00 | 21 | 67.00 | 21 | 71.00 | 21 | 76.50 | 21 | 83.90 | 21 | 91.10 | 21 | 91.10 | 21 | 122.00 | 21 | 130.00 | 19 | 199.00 | 16 |
| 1971 | 40.00 | 12 | 40.00 | 12 | 42.90 | 13 | 47.50 | 15 | 52.30 | 15 | 54.10 | 14 | 60.40 | 13 | 63.30 | 11 | 70.30 | 9 | 167.00 | 11 |
| 1972 | 39.00 | 10 | 39.30 | 10 | 40.70 | 10 | 43.40 | 10 | 48.10 | 13 | 60.20 | 16 | 78.80 | 19 | 79.80 | 17 | 101.00 | 16 | 157.00 | 8 |
| 1973 | 49.00 | 18 | 50.00 | 18 | 51.60 | 18 | 54.20 | 18 | 54.80 | 16 | 62.50 | 17 | 74.90 | 18 | 84.10 | 18 | 127.00 | 18 | 274.00 | 21 |

HIGHEST MEAN DISCHARGE, IN CFS, AND RANKING, FOR THE FOLLOWING NUMBER OF CONSECUTIVE DAYS IN YEAR ENDING SEPTEMBER 30

| YEAR | 1 | 3 | 7 | 15 | 30 | 60 | 90 | 120 | 183 | ANNUAL |
|---|---|---|---|---|---|---|---|---|---|---|
| 1951 | 5000.0 2 | 2710.0 6 | 1660.0 6 | 1220.0 4 | 768.0 6 | 618.0 6 | 542.0 3 | 504.0 3 | 463.0 1 | 284.0 3 |
| 1952 | 4250.0 8 | 2680.0 7 | 1420.0 9 | 1100.0 6 | 679.0 9 | 557.0 7 | 531.0 4 | 473.0 5 | 402.0 4 | 237.0 4 |
| 1953 | 2540.0 17 | 1400.0 18 | 786.0 19 | 543.0 21 | 405.0 20 | 280.0 21 | 271.0 19 | 242.0 19 | 209.0 20 | 138.0 20 |
| 1954 | 1940.0 19 | 1450.0 17 | 818.0 18 | 586.0 16 | 412.0 19 | 266.0 22 | 218.0 22 | 196.0 22 | 152.0 22 | 96.1 23 |
| 1955 | 1100.0 23 | 715.0 23 | 591.0 22 | 427.0 22 | 353.0 22 | 293.0 19 | 259.0 21 | 240.0 21 | 200.0 21 | 133.0 21 |
| 1956 | 3850.0 8 | 2210.0 10 | 1190.0 14 | 723.0 14 | 549.0 14 | 433.0 12 | 356.0 13 | 358.0 11 | 290.0 12 | 222.0 8 |
| 1957 | 2630.0 15 | 1950.0 13 | 1330.0 10 | 848.0 11 | 670.0 10 | 535.0 8 | 518.0 6 | 438.0 7 | 334.0 8 | 202.0 11 |
| 1958 | 4390.0 5 | 2840.0 4 | 2350.0 2 | 1370.0 3 | 892.0 2 | 817.0 1 | 622.0 1 | 535.0 1 | 404.0 3 | 296.0 2 |
| 1959 | 4920.0 3 | 3620.0 3 | 1850.0 4 | 1080.0 7 | 883.0 3 | 623.0 5 | 498.0 8 | 443.0 6 | 362.0 7 | 234.0 5 |
| 1960 | 1990.0 18 | 1330.0 20 | 951.0 16 | 572.0 18 | 427.0 18 | 291.0 20 | 267.0 20 | 241.0 20 | 211.0 19 | 153.0 18 |
| 1961 | 3800.0 9 | 2750.0 5 | 1680.0 5 | 1130.0 5 | 871.0 4 | 687.0 3 | 606.0 2 | 509.0 2 | 387.0 5 | 222.0 9 |
| 1962 | 1640.0 20 | 1350.0 19 | 733.0 20 | 566.0 19 | 476.0 17 | 363.0 17 | 333.0 15 | 281.0 18 | 220.0 18 | 154.0 17 |
| 1963 | 6900.0 1 | 4840.0 1 | 2480.0 1 | 1440.0 1 | 1050.0 1 | 683.0 4 | 503.0 7 | 399.0 9 | 288.0 13 | 175.0 13 |
| 1964 | 4510.0 4 | 3950.0 2 | 2250.0 3 | 1390.0 2 | 848.0 5 | 706.0 2 | 525.0 5 | 416.0 8 | 305.0 10 | 174.0 14 |
| 1965 | 2930.0 13 | 1690.0 14 | 954.0 15 | 574.0 17 | 501.0 15 | 378.0 15 | 371.0 12 | 312.0 14 | 234.0 17 | 144.0 19 |
| 1966 | 1200.0 22 | 813.0 22 | 545.0 23 | 342.0 23 | 235.0 23 | 198.0 23 | 172.0 23 | 156.0 23 | 142.0 23 | 102.0 22 |
| 1967 | 2900.0 14 | 2420.0 8 | 1590.0 8 | 1030.0 8 | 668.0 11 | 419.0 13 | 400.0 10 | 358.0 12 | 364.0 6 | 225.0 6 |
| 1968 | 3280.0 10 | 2160.0 12 | 1600.0 7 | 975.0 10 | 580.0 13 | 392.0 14 | 354.0 14 | 340.0 13 | 311.0 9 | 219.0 10 |
| 1969 | 3200.0 11 | 2170.0 11 | 1320.0 11 | 985.0 9 | 741.0 7 | 497.0 10 | 390.0 11 | 359.0 10 | 300.0 11 | 222.0 7 |
| 1970 | 2550.0 16 | 1520.0 16 | 893.0 17 | 561.0 20 | 394.0 21 | 326.0 18 | 324.0 18 | 283.0 17 | 245.0 16 | 165.0 16 |
| 1971 | 2980.0 12 | 1630.0 15 | 1310.0 12 | 838.0 12 | 664.0 12 | 441.0 11 | 331.0 17 | 303.0 15 | 260.0 15 | 170.0 15 |
| 1972 | 1460.0 21 | 1050.0 21 | 694.0 21 | 618.0 15 | 485.0 16 | 374.0 16 | 332.0 16 | 291.0 16 | 276.0 14 | 183.0 12 |
| 1973 | 4130.0 7 | 2250.0 9 | 1190.0 13 | 832.0 13 | 682.0 8 | 530.0 9 | 471.0 9 | 480.0 4 | 421.0 2 | 324.0 1 |

STATISTICS ON NORMAL MONTHLY MEANS(ALL DAYS)

| OCT | NOV | DEC | JAN | FEB | MARCH | APRIL | MAY | JUNE | JULY | AUG | SEPT |
|---|---|---|---|---|---|---|---|---|---|---|---|
| BY ROWS(MEAN,VARIANCE,STANDARD DEVIATION, SKEWNESS, COEFF. OF VARIATION,PERCENTAGE OF AVERAGE FLOW) | | | | | | | | | | | |
| 0.7480E+02 | 0.1454E+03 | 0.1969E+03 | 0.2273E+03 | 0.2843E+03 | 0.3363E+03 | 0.3452E+03 | 0.2328E+03 | 0.2089E+03 | 0.1372E+03 | 0.8957E+02 | 0.6282E+02 |
| 0.1472E+04 | 0.2010E+05 | 0.2500E+05 | 0.2489E+05 | 0.3545E+05 | 0.4361E+05 | 0.3490E+05 | 0.1303E+05 | 0.4522E+05 | 0.9455E+04 | 0.9089E+04 | 0.6395E+03 |
| 0.3836E+02 | 0.1416E+03 | 0.1581E+03 | 0.1576E+03 | 0.1883E+03 | 0.2088E+03 | 0.1868E+03 | 0.1141E+03 | 0.2127E+03 | 0.9723E+02 | 0.9534E+02 | 0.2529E+02 |
| 0.2341E+01 | 0.2017E+01 | 0.9464E+00 | 0.1299E+01 | 0.1042E+01 | 0.1469E+01 | 0.7855E+00 | 0.9752E+00 | 0.2213E+01 | 0.2189E+01 | 0.3367E+01 | 0.7371E+00 |
| 0.5129E+00 | 0.9751E+00 | 0.8030E+00 | 0.6940E+00 | 0.6622E+00 | 0.6210E+00 | 0.5412E+00 | 0.4902E+00 | 0.1018E+01 | 0.7086E+00 | 0.1064E+01 | 0.4026E+00 |
| 0.3194E+01 | 0.6209E+01 | 0.8410E+01 | 0.970E+01 | 0.1214E+02 | 0.1436E+02 | 0.1474E+02 | 0.9943E+01 | 0.8923E+01 | 0.5860E+01 | 0.3825E+01 | 0.2683E+01 |

STATISTICS ON NORMAL ANNUAL MEANS(ALL DAYS)

| MEAN | VARIANCE | STANDARD DEVIATION | SKEWNESS | COEFF. OF VARIATION | SERIAL CORR |
|---|---|---|---|---|---|
| 0.1945E+03 | 0.3450E+04 | 0.5874E+02 | 0.4213E+00 | 0.3019E+00 | 0.2559E+00 |

STATISTICS ON LOG MONTHLY MEANS(ALL DAYS)

| OCT | NOV | DEC | JAN | FEB | MARCH | APRIL | MAY | JUNE | JULY | AUG | SEPT |
|---|---|---|---|---|---|---|---|---|---|---|---|
| BY ROWS(MEAN,VARIANCE,STANDARD DEVIATION, SKEWNESS, COEFF. OF VARIATION,PERCENTAGE OF AVERAGE FLOW) | | | | | | | | | | | |
| 0.1833E+01 | 0.2021E+01 | 0.2154E+01 | 0.2265E+01 | 0.2360E+01 | 0.2454E+01 | 0.2472E+01 | 0.2321E+01 | 0.2187E+01 | 0.2059E+01 | 0.1843E+01 | 0.1764E+01 |
| 0.3432E-01 | 0.1119E+00 | 0.1259E+00 | 0.8322E-01 | 0.9053E-01 | 0.6614E-01 | 0.6506E-01 | 0.4063E-01 | 0.9682E-01 | 0.6618E-01 | 0.6941E-01 | 0.3127E-01 |
| 0.1853E+00 | 0.3346E+00 | 0.3549E+00 | 0.2885E+00 | 0.3009E+00 | 0.2572E+00 | 0.2551E+00 | 0.2016E+00 | 0.3112E+00 | 0.2573E+00 | 0.2635E+00 | 0.1768E+00 |
| 0.8578E+00 | 0.8472E+00 | 0.1943E+00 | 0.1242E+00 | -0.1644E+00 | 0.9042E-01 | -0.3445E+00 | 0.3580E+00 | 0.1231E+01 | 0.4883E+00 | 0.1951E+01 | -0.1284E+00 |
| 0.1011E+00 | 0.1655E+00 | 0.1644E+00 | 0.1274E+00 | 0.1275E+00 | 0.1048E+00 | 0.1032E+00 | 0.8684E-01 | 0.1423E+00 | 0.1250E+00 | 0.1429E+00 | 0.1002E+00 |
| 0.7120E+01 | 0.7852E+01 | 0.8386E+01 | 0.8801E+01 | 0.9170E+01 | 0.9535E+01 | 0.9605E+01 | 0.9018E+01 | 0.8496E+01 | 0.7999E+01 | 0.7162E+01 | 0.6856E+01 |

STATISTICS ON LOG ANNUAL MEANS(ALL DAYS)

| MEAN | VARIANCE | STANDARD DEVIATION | SKEWNESS | COEFF. OF VARIATION | SERIAL CORR |
|---|---|---|---|---|---|
| 0.2269E+01 | 0.1-39E-01 | 0.1356E+00 | -0.3190E+00 | 0.5975E-01 | 0.2855E+00 |

**ANNUAL PEAKS**

| | | | |
|---|---|---|---|
| 1949 | 5750 | 1962 | 2740 |
| 1951 | 6650 | 1963 | 12900 |
| 1952 | 6350 | 1964 | 5540 |
| 1953 | 3540 | 1965 | 4270 |
| 1954 | 4850 | 1966 | 1460 |
| 1955 | 1290 | 1967 | 3470 |
| 1956 | 5800 | 1968 | 4340 |
| 1957 | 3900 | 1969 | 3750 |
| 1958 | 7020 | 1970 | 3560 |
| 1959 | 8340 | 1971 | 3570 |
| 1960 | 2620 | 1972 | 1850 |
| 1961 | 5800 | 1973 | 6090 |

## 03361500 Big Blue River at Shelbyville, Ind.

LOCATION.--Lat 39°31'45", long 85°46'55", in SE¼SE¼ sec.31, T.13 N., R.7 E., Shelby County, on left bank 0.2 mile (0.3 km) downstream from bridge on U.S. Highway 421 at Shelbyville, and 0.6 mile (1.0 km) downstream from Little Blue River.

DRAINAGE AREA.--421 mi² (1,090 km²).

DURATION TABLE OF DAILY DISCHARGE FOR YEAR ENDING SEPTEMBER 30

| CLASS | 0 | 1 | 2 | 3 | 4 | 5 | 6 | 7 | 8 | 9 | 10 | 11 | 12 | 13 | 14 | 15 | 16 | 17 | 18 | 19 | 20 | 21 | 22 | 23 | 24 | 25 | 26 | 27 | 28 | 29 | 30 | 31 | 32 | 33 | 34 | |
|---|---|---|---|---|---|---|---|---|---|---|---|---|---|---|---|---|---|---|---|---|---|---|---|---|---|---|---|---|---|---|---|---|---|---|---|---|
| YEAR | NUMBER OF DAYS IN CLASS | | | | | | | | | | | | | | | | | | | | | | | | | | | | | | | | | | | CFS_DAYS |
| 1944 | | | 16 | 31 | 26 | 61 | 86 | 20 | 17 | 4 | 2 | 2 | 7 | 6 | 14 | 10 | 13 | 13 | 9 | 6 | 5 | 4 | 2 | 1 | 3 | 2 | | 2 | 2 | | | 1 | | 1 | | 115832.0 |
| 1945 | | | 4 | 39 | 72 | 27 | 12 | 11 | 18 | 15 | 8 | 11 | 12 | 21 | 24 | 12 | 10 | 12 | 10 | 11 | 5 | 5 | 4 | 4 | 3 | 5 | 5 | 3 | 1 | | 1 | | | | | 144215.0 |
| 1946 | | | | 7 | 18 | 18 | 11 | 7 | 4 | 20 | 28 | 20 | 33 | 39 | 24 | 23 | 19 | 18 | 14 | 16 | 14 | 8 | 3 | 5 | 8 | 5 | 2 | 1 | | | | | | | | 168983.0 |
| 1947 | | | | 7 | 9 | 5 | 19 | 25 | 15 | 20 | 33 | 21 | 21 | 28 | 16 | 28 | 16 | 19 | 19 | 10 | 13 | 8 | 5 | 8 | 7 | 2 | 3 | 3 | 1 | 1 | 1 | 1 | | 1 | | 201254.0 |
| 1948 | | | 4 | 15 | 16 | 6 | 19 | 33 | 47 | 58 | 20 | 13 | 7 | 13 | 17 | 13 | 17 | 13 | 6 | 8 | 7 | 3 | 5 | 4 | 7 | 4 | 5 | 2 | 1 | 2 | | 1 | | | | 161108.0 |
| 1949 | | | | 5 | 11 | 12 | 26 | 25 | 20 | 14 | 19 | 15 | 12 | 22 | 35 | 18 | 21 | 20 | 22 | 16 | 7 | 1 | 9 | 9 | 5 | 6 | 4 | 1 | 2 | 3 | 2 | 1 | | 2 | | 231943.0 |
| 1950 | | | | | | | 1 | 35 | 30 | 48 | 9 | 8 | 9 | 21 | 20 | 25 | 26 | 22 | 18 | 23 | 10 | 12 | 6 | 3 | 6 | 6 | 3 | 1 | 2 | 2 | 7 | 3 | 4 | 5 | | 331475.0 |
| 1951 | | | | | 10 | 24 | 10 | 5 | 28 | 23 | 18 | 13 | 18 | 15 | 31 | 30 | 23 | 21 | 12 | 20 | 11 | 8 | 9 | 11 | 9 | 3 | 4 | 3 | 1 | 2 | 1 | 2 | | | | 226797.0 |
| 1952 | | | 1 | 21 | 25 | 35 | 17 | 13 | 12 | 18 | 19 | 13 | 17 | 19 | 14 | 15 | 23 | 20 | 20 | 17 | 12 | 6 | 4 | 5 | 7 | 3 | 3 | 3 | 2 | | 1 | | | 1 | | 187475.0 |
| 1953 | | 2 | 22 | 10 | 15 | 30 | 22 | 15 | 28 | 18 | 24 | 21 | 31 | 31 | 34 | 16 | 12 | 7 | 5 | 3 | 6 | 4 | 1 | 4 | 1 | 2 | | | 1 | | | | | | | 101639.0 |
| 1954 | | 4 | 18 | 120 | 37 | 25 | 8 | 12 | 32 | 22 | 16 | 8 | 11 | 8 | 7 | 7 | 8 | 8 | 4 | 1 | 2 | 4 | | 1 | | | 2 | | | | | | | | | 60602.0 |
| 1955 | | 6 | 15 | 15 | 8 | 35 | 46 | 15 | 14 | 20 | 27 | 15 | 29 | 17 | 28 | 15 | 5 | 19 | 14 | 4 | 6 | 3 | 3 | 6 | | | | | | | | | | | | 99773.0 |
| 1956 | | | | | 18 | 13 | 21 | 10 | 7 | 27 | 29 | 30 | 21 | 32 | 25 | 19 | 15 | 27 | 21 | 11 | 12 | 6 | 3 | 6 | 4 | | | 2 | 2 | 2 | 1 | 1 | 1 | | | 183879.0 |
| 1957 | | | | | 2 | 17 | 36 | 32 | 35 | 28 | 19 | 35 | 17 | 18 | 14 | 16 | 19 | 10 | 14 | 9 | 6 | 9 | 5 | 5 | 3 | 5 | 2 | 1 | | 4 | 3 | 1 | | | | 151114.0 |
| 1958 | | | | | | 11 | 4 | 9 | 9 | 6 | 17 | 27 | 33 | 46 | 47 | 29 | 16 | 16 | 18 | 13 | 12 | 5 | 12 | 6 | 6 | 5 | 3 | 4 | 3 | 5 | 3 | | | | | 245395.0 |
| 1959 | | | | | 3 | 19 | 12 | 11 | 14 | 20 | 23 | 47 | 20 | 26 | 22 | 28 | 17 | 23 | 22 | 16 | 14 | 9 | 3 | 3 | 3 | 2 | 3 | 1 | | 1 | 2 | | | 1 | | 184832.0 |
| 1960 | | | | | 1 | 22 | 10 | 27 | 11 | 29 | 19 | 48 | 38 | 39 | 32 | 20 | 16 | 11 | 6 | 7 | 7 | 8 | 3 | 1 | 5 | 1 | 1 | 2 | 1 | | 1 | | | | | 140512.0 |
| 1961 | | | | | | 20 | 57 | 68 | 25 | 15 | 21 | 9 | 13 | 17 | 19 | 10 | 7 | 12 | 8 | 6 | 13 | 5 | 5 | 12 | 8 | 1 | 1 | 5 | 2 | 1 | 2 | 1 | 2 | | | 191213.0 |
| 1962 | | | | | | 4 | 43 | 41 | 30 | 28 | 23 | 32 | 28 | 27 | 14 | 24 | 13 | 20 | 4 | 4 | 12 | 1 | 4 | 2 | 6 | | 2 | | 3 | | | | | | | 130052.0 |
| 1963 | | | 16 | 14 | 13 | 29 | 34 | 102 | 23 | 17 | 6 | 10 | 13 | 16 | 14 | 6 | 6 | 12 | 6 | 4 | 5 | 3 | 1 | 3 | 2 | 5 | | 1 | 1 | 1 | | | | 1 | 1 | 123528.0 |
| 1964 | | 1 | 34 | 39 | 54 | 30 | 34 | 24 | 10 | 26 | 14 | 8 | 6 | 6 | 12 | 13 | 12 | 6 | 3 | 3 | 2 | 6 | 4 | 3 | 5 | 2 | 1 | 1 | 1 | 1 | 1 | 2 | 1 | 1 | | 135952.0 |
| 1965 | | | | 27 | 28 | 23 | 49 | 29 | 22 | 24 | 17 | 18 | 9 | 9 | 9 | 16 | 13 | 14 | 15 | 11 | 4 | 9 | 7 | 5 | 6 | 2 | 2 | 2 | 1 | 1 | 1 | | 1 | | | 133137.0 |
| 1966 | | | 11 | 20 | 18 | 14 | 20 | 20 | 44 | 67 | 26 | 21 | 28 | 29 | 11 | 7 | 4 | 4 | 7 | 3 | 3 | 2 | | 2 | 1 | | 2 | 1 | | | | | | | | 83413.0 |
| 1967 | | | | 7 | 28 | 44 | 19 | 15 | 8 | 12 | 13 | 17 | 17 | 22 | 29 | 17 | 17 | 20 | 16 | 10 | 12 | 4 | 8 | 8 | 7 | 2 | 4 | 3 | 2 | 1 | 1 | | 2 | | | 198111.0 |
| 1968 | | | | | 5 | 9 | 11 | 32 | 21 | 26 | 34 | 32 | 23 | 17 | 31 | 27 | 14 | 18 | 11 | 10 | 4 | 9 | 6 | 6 | 3 | 3 | 3 | 2 | 2 | 3 | 2 | | 1 | 1 | | 202105.0 |
| 1969 | | | | | | | 32 | 11 | 12 | 20 | 15 | 26 | 36 | 53 | 38 | 21 | 15 | 20 | 8 | 13 | 13 | 4 | 5 | 3 | 5 | 1 | 5 | 2 | 1 | 3 | 1 | 1 | 1 | | | 197124.0 |
| 1970 | | | | | | 18 | 27 | 24 | 18 | 43 | 37 | 24 | 19 | 14 | 44 | 23 | 20 | 9 | 9 | 9 | 8 | 2 | 4 | 3 | 4 | 1 | 1 | 2 | 1 | 1 | | | | | | 137102.0 |
| 1971 | | | | | 3 | 24 | 21 | 37 | 42 | 50 | 30 | 17 | 20 | 23 | 18 | 10 | 11 | 11 | 7 | 12 | 8 | 8 | 2 | 1 | 1 | 2 | | 2 | 1 | 3 | 1 | | | | | 136266.0 |
| 1972 | | | | | 6 | 16 | 33 | 38 | 20 | 20 | 21 | 18 | 34 | 26 | 30 | 22 | 16 | 10 | 10 | 10 | 8 | 8 | 8 | 3 | 3 | 1 | 4 | 1 | | | | | | | | 140035.0 |
| 1973 | | | | | | | | 19 | 24 | 14 | 12 | 12 | 8 | 14 | 44 | 28 | 16 | 36 | 23 | 30 | 19 | 17 | 14 | 8 | 11 | 4 | 2 | 5 | 1 | 3 | 1 | | | | | 263563.0 |

| CLASS | CFS | TOTAL | ACCUM | PERCT | CLASS | CFS | TOTAL | ACCUM | PERCT | CLASS | CFS | TOTAL | ACCUM | PERCT | CLASS | CFS | TOTAL | ACCUM | PERCT |
|---|---|---|---|---|---|---|---|---|---|---|---|---|---|---|---|---|---|---|---|
| 0 | 0.00 | 0 | 10958 | 100.0 | 9 | 130.00 | 743 | 7237 | 66.0 | 18 | 640.0 | 352 | 1863 | 17.0 | 27 | 3100 | 54 | 204 | 1.8 |
| 1 | 32.00 | 13 | 10958 | 100.0 | 10 | 160.00 | 615 | 6494 | 59.3 | 19 | 760.0 | 306 | 1511 | 13.8 | 28 | 3700 | 39 | 150 | 1.3 |
| 2 | 38.00 | 141 | 10945 | 99.9 | 11 | 190.00 | 573 | 5879 | 53.7 | 20 | 900.0 | 268 | 1205 | 11.0 | 29 | 4400 | 39 | 111 | 1.0 |
| 3 | 45.00 | 379 | 10804 | 98.6 | 12 | 220.00 | 591 | 5306 | 48.4 | 21 | 1100.0 | 175 | 937 | 8.6 | 30 | 5200 | 30 | 72 | .6 |
| 4 | 54.00 | 441 | 10425 | 95.1 | 13 | 260.00 | 670 | 4715 | 43.0 | 22 | 1300.0 | 143 | 762 | 7.0 | 31 | 6300 | 15 | 42 | .3 |
| 5 | 65.00 | 610 | 9984 | 91.1 | 14 | 310.00 | 726 | 4045 | 36.9 | 23 | 1500.0 | 140 | 619 | 5.6 | 32 | 7500 | 12 | 27 | .2 |
| 6 | 77.00 | 736 | 9374 | 85.5 | 15 | 380.00 | 548 | 3319 | 30.3 | 24 | 1800.0 | 137 | 479 | 4.4 | 33 | 8900 | 14 | 15 | .1 |
| 7 | 92.00 | 768 | 8638 | 78.8 | 16 | 450.00 | 432 | 2771 | 25.3 | 25 | 2200.0 | 72 | 342 | 3.1 | 34 | 11000 | 1 | 1 | |
| 8 | 110.00 | 633 | 7870 | 71.8 | 17 | 530.00 | 476 | 2339 | 21.3 | 26 | 2600.0 | 66 | 270 | 2.5 | | | | | |

LOWEST MEAN DISCHARGE, IN CFS, AND RANKING, FOR THE FOLLOWING NUMBER OF CONSECUTIVE DAYS IN YEAR ENDING MARCH 31

| YEAR | 1 | | 3 | | 7 | | 14 | | 30 | | 60 | | 90 | | 120 | | 183 | | ANNUAL | |
|---|---|---|---|---|---|---|---|---|---|---|---|---|---|---|---|---|---|---|---|---|
| 1945 | 38.00 | 4 | 38.30 | 4 | 39.30 | 4 | 42.10 | 4 | 45.20 | 5 | 47.70 | 4 | 48.60 | 4 | 50.80 | 3 | 54.10 | 1 | 346.00 | 10 |
| 1946 | 66.00 | 20 | 68.70 | 21 | 70.40 | 21 | 76.40 | 22 | 86.10 | 21 | 138.00 | 27 | 155.00 | 26 | 316.00 | 28 | 327.00 | 28 | 561.00 | 21 |
| 1947 | 48.00 | 10 | 49.30 | 10 | 50.70 | 10 | 53.20 | 10 | 60.90 | 12 | 67.20 | 12 | 73.30 | 11 | 78.60 | 9 | 123.00 | 13 | 325.00 | 8 |
| 1948 | 81.00 | 25 | 89.30 | 26 | 90.30 | 26 | 92.90 | 26 | 106.00 | 26 | 115.00 | 24 | 123.00 | 24 | 132.00 | 21 | 234.00 | 22 | 605.00 | 23 |
| 1949 | 40.00 | 5 | 41.00 | 5 | 44.70 | 8 | 48.10 | 7 | 52.00 | 7 | 59.30 | 7 | 70.40 | 9 | 114.00 | 16 | 180.00 | 20 | 721.00 | 27 |
| 1950 | 53.00 | 12 | 55.00 | 13 | 58.10 | 13 | 66.60 | 14 | 84.80 | 20 | 118.00 | 25 | 127.00 | 25 | 150.00 | 24 | 169.00 | 17 | 802.00 | 29 |
| 1951 | 90.00 | 27 | 94.00 | 27 | 103.00 | 27 | 115.00 | 27 | 122.00 | 27 | 134.00 | 26 | 224.00 | 28 | 220.00 | 26 | 325.00 | 27 | 675.00 | 26 |
| 1952 | 58.00 | 15 | 60.00 | 15 | 61.40 | 14 | 64.40 | 13 | 67.50 | 13 | 69.70 | 13 | 77.00 | 12 | 94.80 | 12 | 171.00 | 18 | 555.00 | 20 |
| 1953 | 42.00 | 8 | 44.00 | 9 | 47.40 | 9 | 51.70 | 9 | 58.40 | 11 | 61.60 | 8 | 72.00 | 10 | 73.30 | 8 | 101.00 | 9 | 286.00 | 5 |
| 1954 | 32.00 | 1 | 33.70 | 1 | 35.60 | 1 | 37.50 | 1 | 40.60 | 2 | 43.40 | 2 | 45.70 | 1 | 50.30 | 2 | 61.10 | 3 | 189.00 | 1 |
| 1955 | 41.00 | 6 | 41.00 | 6 | 41.60 | 5 | 42.90 | 5 | 44.20 | 3 | 46.50 | 3 | 46.30 | 2 | 53.80 | 4 | 64.80 | 4 | 259.00 | 3 |
| 1956 | 36.00 | 2 | 36.70 | 2 | 37.60 | 2 | 39.40 | 3 | 44.60 | 4 | 64.60 | 11 | 102.00 | 17 | 145.00 | 23 | 222.00 | 21 | 435.00 | 17 |
| 1957 | 53.00 | 13 | 53.30 | 12 | 54.30 | 12 | 55.60 | 12 | 58.30 | 10 | 63.60 | 10 | 66.90 | 7 | 71.70 | 7 | 92.00 | 6 | 272.00 | 4 |
| 1958 | 72.00 | 23 | 72.70 | 23 | 73.70 | 22 | 75.50 | 21 | 86.80 | 22 | 89.90 | 17 | 103.00 | 18 | 121.00 | 19 | 311.00 | 25 | 549.00 | 19 |
| 1959 | 184.00 | 29 | 184.00 | 29 | 189.00 | 29 | 201.00 | 29 | 204.00 | 29 | 262.00 | 29 | 296.00 | 29 | 352.00 | 29 | 525.00 | 29 | 798.00 | 28 |
| 1960 | 64.00 | 19 | 64.00 | 17 | 66.00 | 18 | 67.10 | 15 | 70.00 | 15 | 85.50 | 16 | 98.30 | 15 | 114.00 | 17 | 143.00 | 14 | 359.00 | 11 |
| 1961 | 62.00 | 17 | 64.70 | 19 | 66.70 | 19 | 67.20 | 17 | 70.50 | 16 | 77.80 | 14 | 85.90 | 13 | 87.90 | 11 | 98.50 | 7 | 391.00 | 12 |
| 1962 | 76.00 | 24 | 78.00 | 24 | 79.30 | 24 | 83.20 | 24 | 91.20 | 25 | 95.50 | 20 | 100.00 | 16 | 115.00 | 18 | 175.00 | 19 | 571.00 | 22 |
| 1963 | 70.00 | 22 | 70.30 | 22 | 75.00 | 23 | 80.60 | 23 | 90.60 | 24 | 97.30 | 21 | 104.00 | 19 | 102.00 | 14 | 113.00 | 11 | 317.00 | 7 |
| 1964 | 37.00 | 3 | 37.70 | 3 | 38.00 | 3 | 38.10 | 2 | 39.20 | 1 | 42.70 | 1 | 47.20 | 3 | 48.80 | 1 | 58.70 | 2 | 253.00 | 2 |
| 1965 | 42.00 | 9 | 42.00 | 8 | 43.00 | 6 | 46.20 | 6 | 50.60 | 6 | 51.30 | 5 | 54.90 | 5 | 62.40 | 5 | 91.40 | 5 | 425.00 | 15 |
| 1966 | 57.00 | 14 | 58.70 | 14 | 62.70 | 15 | 67.10 | 16 | 68.60 | 14 | 103.00 | 22 | 121.00 | 23 | 134.00 | 22 | 158.00 | 15 | 339.00 | 9 |
| 1967 | 41.00 | 7 | 41.70 | 7 | 43.00 | 7 | 49.20 | 8 | 54.30 | 8 | 58.10 | 6 | 64.60 | 6 | 68.10 | 6 | 100.00 | 8 | 428.00 | 16 |
| 1968 | 51.00 | 11 | 51.30 | 11 | 53.10 | 11 | 53.90 | 11 | 55.90 | 9 | 62.50 | 9 | 69.30 | 8 | 79.80 | 10 | 111.00 | 10 | 416.00 | 14 |
| 1969 | 83.00 | 26 | 83.70 | 25 | 84.40 | 25 | 85.30 | 25 | 87.10 | 23 | 95.40 | 19 | 118.00 | 21 | 219.00 | 25 | 320.00 | 26 | 631.00 | 25 |
| 1970 | 114.00 | 28 | 118.00 | 28 | 123.00 | 28 | 133.00 | 28 | 160.00 | 28 | 174.00 | 28 | 176.00 | 27 | 260.00 | 27 | 279.00 | 24 | 464.00 | 18 |
| 1971 | 64.00 | 18 | 64.00 | 18 | 65.40 | 17 | 68.30 | 19 | 74.10 | 18 | 79.90 | 15 | 91.10 | 14 | 98.10 | 13 | 114.00 | 12 | 397.00 | 13 |
| 1972 | 67.00 | 21 | 67.00 | 20 | 68.30 | 20 | 71.40 | 20 | 77.30 | 19 | 108.00 | 23 | 109.00 | 20 | 111.00 | 15 | 159.00 | 16 | 299.00 | 6 |
| 1973 | 60.00 | 16 | 61.30 | 16 | 64.40 | 16 | 67.50 | 18 | 72.50 | 17 | 93.00 | 18 | 119.00 | 22 | 129.00 | 20 | 242.00 | 23 | 613.00 | 24 |

HIGHEST MEAN DISCHARGE, IN CFS, AND RANKING, FOR THE FOLLOWING NUMBER OF CONSECUTIVE DAYS IN YEAR ENDING SEPTEMBER 30

| YEAR | 1 | 3 | 7 | 15 | 30 | 60 | 90 | 120 | 183 | ANNUAL |
|---|---|---|---|---|---|---|---|---|---|---|
| 1944 | 10400.0 4 | 7290.0 6 | 4650.0 7 | 2660.0 10 | 1750.0 13 | 1300.0 13 | 1010.0 16 | 816.0 19 | 563.0 25 | 316.0 26 |
| 1945 | 5310.0 20 | 3950.0 20 | 2660.0 20 | 1600.0 20 | 1490.0 18 | 1140.0 17 | 922.0 19 | 889.0 16 | 671.0 17 | 395.0 17 |
| 1946 | 3340.0 26 | 2770.0 25 | 1910.0 25 | 1330.0 26 | 999.0 25 | 802.0 24 | 843.0 22 | 719.0 23 | 664.0 18 | 463.0 14 |
| 1947 | 9510.0 7 | 7060.0 7 | 4190.0 8 | 2500.0 11 | 1620.0 15 | 1410.0 6 | 1190.0 7 | 1040.0 8 | 880.0 9 | 551.0 7 |
| 1948 | 7120.0 15 | 4810.0 16 | 3420.0 15 | 2370.0 14 | 2160.0 5 | 1410.0 7 | 1180.0 8 | 976.0 9 | 754.0 12 | 440.0 15 |
| 1949 | 10400.0 5 | 8190.0 4 | 4710.0 6 | 3160.0 4 | 2720.0 2 | 1970.0 2 | 1680.0 2 | 1430.0 2 | 1080.0 2 | 635.0 4 |
| 1950 | 10500.0 3 | 8940.0 2 | 8260.0 1 | 6720.0 1 | 4440.0 1 | 3280.0 1 | 2520.0 1 | 2100.0 1 | 1560.0 1 | 908.0 1 |
| 1951 | 7170.0 14 | 5530.0 14 | 3310.0 16 | 2490.0 12 | 1560.0 16 | 1320.0 12 | 1210.0 5 | 1150.0 5 | 1030.0 3 | 621.0 5 |
| 1952 | 10600.0 2 | 7050.0 8 | 3710.0 12 | 2710.0 9 | 1680.0 14 | 1360.0 10 | 1150.0 9 | 1100.0 6 | 910.0 7 | 512.0 11 |
| 1953 | 4100.0 24 | 2580.0 26 | 1490.0 28 | 1120.0 27 | 868.0 27 | 615.0 28 | 586.0 27 | 525.0 27 | 446.0 27 | 278.0 27 |
| 1954 | 3080.0 29 | 2480.0 27 | 1490.0 29 | 1060.0 28 | 792.0 29 | 529.0 30 | 410.0 30 | 374.0 30 | 280.0 30 | 166.0 30 |
| 1955 | 1770.0 30 | 1440.0 30 | 1310.0 30 | 988.0 29 | 795.0 28 | 639.0 27 | 568.0 28 | 523.0 28 | 436.0 28 | 273.0 28 |
| 1956 | 7920.0 11 | 5810.0 13 | 3160.0 18 | 1910.0 19 | 1230.0 22 | 974.0 21 | 807.0 23 | 816.0 20 | 674.0 16 | 502.0 13 |
| 1957 | 5270.0 21 | 4390.0 19 | 3210.0 17 | 2010.0 17 | 1270.0 21 | 1110.0 19 | 1110.0 10 | 935.0 13 | 720.0 14 | 414.0 16 |
| 1958 | 6110.0 17 | 4850.0 15 | 3810.0 11 | 2420.0 13 | 1770.0 12 | 1700.0 4 | 1330.0 4 | 1180.0 4 | 906.0 8 | 672.0 3 |
| 1959 | 9200.0 9 | 6600.0 10 | 3650.0 14 | 2160.0 16 | 1950.0 9 | 1370.0 9 | 1080.0 11 | 946.0 11 | 792.0 11 | 506.0 12 |
| 1960 | 5430.0 19 | 3620.0 23 | 2280.0 23 | 1510.0 23 | 1000.0 24 | 714.0 26 | 613.0 26 | 555.0 26 | 568.0 24 | 384.0 18 |
| 1961 | 8280.0 10 | 6200.0 12 | 3880.0 9 | 3010.0 6 | 2340.0 3 | 1740.0 3 | 1570.0 3 | 1300.0 3 | 946.0 5 | 524.0 10 |
| 1962 | 4070.0 25 | 3280.0 24 | 1980.0 24 | 1450.0 24 | 1310.0 20 | 923.0 22 | 859.0 21 | 730.0 22 | 560.0 26 | 356.0 24 |
| 1963 | 13800.0 1 | 9400.0 1 | 5010.0 4 | 2930.0 7 | 2170.0 4 | 1410.0 8 | 1050.0 12 | 822.0 18 | 583.0 23 | 338.0 25 |
| 1964 | 9400.0 8 | 8280.0 3 | 5200.0 3 | 3230.0 2 | 2020.0 7 | 1650.0 5 | 1200.0 6 | 935.0 12 | 682.0 15 | 371.0 22 |
| 1965 | 6320.0 16 | 4800.0 17 | 2730.0 19 | 1580.0 21 | 1340.0 19 | 1040.0 20 | 1030.0 15 | 853.0 17 | 618.0 19 | 365.0 23 |
| 1966 | 3110.0 28 | 2350.0 29 | 1570.0 27 | 915.0 30 | 605.0 30 | 538.0 29 | 453.0 29 | 394.0 29 | 339.0 29 | 229.0 29 |
| 1967 | 7700.0 13 | 7020.0 9 | 4820.0 5 | 3040.0 5 | 1970.0 8 | 1170.0 15 | 964.0 18 | 963.0 10 | 940.0 6 | 543.0 8 |
| 1968 | 10200.0 6 | 7840.0 5 | 5500.0 2 | 3220.0 3 | 1860.0 10 | 1130.0 18 | 968.0 17 | 920.0 14 | 816.0 10 | 552.0 6 |
| 1969 | 7710.0 12 | 6280.0 11 | 3870.0 10 | 2800.0 8 | 2040.0 6 | 1330.0 11 | 1050.0 13 | 901.0 15 | 741.0 13 | 540.0 9 |
| 1970 | 5030.0 23 | 3730.0 22 | 2360.0 22 | 1440.0 25 | 949.0 26 | 782.0 25 | 805.0 24 | 703.0 24 | 603.0 22 | 376.0 20 |
| 1971 | 6010.0 18 | 4450.0 18 | 3700.0 13 | 2340.0 15 | 1790.0 11 | 1170.0 16 | 876.0 20 | 746.0 21 | 611.0 20 | 373.0 21 |
| 1972 | 3220.0 27 | 2460.0 28 | 1810.0 26 | 1520.0 22 | 1170.0 23 | 856.0 23 | 757.0 25 | 670.0 25 | 610.0 21 | 383.0 19 |
| 1973 | 5200.0 22 | 3940.0 21 | 2410.0 21 | 1990.0 18 | 1500.0 17 | 1250.0 14 | 1050.0 14 | 1040.0 7 | 982.0 4 | 722.0 2 |

STATISTICS ON NORMAL MONTHLY MEANS(ALL DAYS)

| OCT | NOV | DEC | JAN | FEB | MARCH | APRIL | MAY | JUNE | JULY | AUG | SEPT |
|---|---|---|---|---|---|---|---|---|---|---|---|
| HY 2045(MEAN,VARIANCE,STANDARD DEVIATION, SKEWNESS, COEFF. OF VARIATION,PERCENTAGE OF AVERAGE FLOW) | | | | | | | | | | | |
| 0.1318E+03 | 0.2947E+03 | 0.4312E+03 | 0.7077E+03 | 0.7107E+03 | 0.8174E+03 | 0.8188E+03 | 0.5509E+03 | 0.4533E+03 | 0.3003E+03 | 0.1615E+03 | 0.1251E+03 |
| 0.1260E+05 | 0.1173E+06 | 0.1828E+06 | 0.7523E+06 | 0.2640E+06 | 0.1919E+06 | 0.2154E+06 | 0.1146E+06 | 0.1535E+06 | 0.6476E+05 | 0.4083E+05 | 0.9990E+04 |
| 0.1122E+03 | 0.3425E+03 | 0.4034E+03 | 0.8673E+03 | 0.5138E+03 | 0.4381E+03 | 0.4641E+03 | 0.3385E+03 | 0.3918E+03 | 0.2545E+03 | 0.2021E+03 | 0.9995E+02 |
| 0.8553E+01 | 0.2084E+01 | 0.1394E+01 | 0.3021E+01 | 0.1198E+01 | 0.7977E+00 | 0.6944E+00 | 0.1550E+01 | 0.1587E+01 | 0.1909E+01 | 0.3499E+01 | 0.1992E+01 |
| 0.8516E+00 | 0.1162E+01 | 0.9358E+00 | 0.1226E+01 | 0.7229E+00 | 0.5359E+00 | 0.5669E+00 | 0.6144E+00 | 0.8644E+00 | 0.8475E+00 | 0.1251E+01 | 0.7989E+00 |
| 0.2395E+01 | 0.5355E+01 | 0.7838E+01 | 0.1256E+02 | 0.1291E+02 | 0.1485E+02 | 0.1488E+02 | 0.1001E+02 | 0.8236E+01 | 0.5456E+01 | 0.2935E+01 | 0.2273E+01 |

STATISTICS ON NORMAL ANNUAL MEANS(ALL DAYS)

| MEAN | VARIANCE | STANDARD DEVIATION | SKEWNESS | COEFF. OF VARIATION | SERIAL CORR |
|---|---|---|---|---|---|
| 0.4571E+03 | 0.2489E+05 | 0.1571E+03 | 0.7278E+00 | 0.3438E+00 | 0.4108E+00 |

STATISTICS ON LOG MONTHLY MEANS(ALL DAYS)

| OCT | NOV | DEC | JAN | FEB | MARCH | APRIL | MAY | JUNE | JULY | AUG | SEPT |
|---|---|---|---|---|---|---|---|---|---|---|---|
| HY 2045(MEAN,VARIANCE,STANDARD DEVIATION, SKEWNESS, COEFF. OF VARIATION,PERCENTAGE OF AVERAGE FLOW) | | | | | | | | | | | |
| 0.2023E+01 | 0.2280E+01 | 0.2447E+01 | 0.2638E+01 | 0.2734E+01 | 0.2846E+01 | 0.2838E+01 | 0.2676E+01 | 0.2523E+01 | 0.2358E+01 | 0.2062E+01 | 0.2001E+01 |
| 0.7334E-01 | 0.1664E+00 | 0.1605E+00 | 0.1890E+00 | 0.1195E+00 | 0.6599E-01 | 0.7416E-01 | 0.5435E-01 | 0.1152E+00 | 0.1032E+00 | 0.9278E-01 | 0.7670E-01 |
| 0.2708E+00 | 0.4079E+00 | 0.4250E+00 | 0.4347E+00 | 0.3457E+00 | 0.2569E+00 | 0.2723E+00 | 0.2331E+00 | 0.3394E+00 | 0.3213E+00 | 0.3046E+00 | 0.2770E+00 |
| 0.3626E+00 | 0.7446E+00 | 0.1649E-01 | 0.6266E-01 | -0.3983E+00 | -0.4564E+00 | -0.3730E+00 | 0.5829E+00 | 0.3784E+00 | 0.2881E+00 | 0.1651E+01 | 0.7611E+00 |
| 0.1339E+00 | 0.1805E+00 | 0.1737E+00 | 0.1644E+00 | 0.1265E+00 | 0.9027E-01 | 0.9595E-01 | 0.8712E-01 | 0.1345E+00 | 0.1363E+00 | 0.1477E+00 | 0.1384E+00 |
| 0.6880E+01 | 0.7687E+01 | 0.8322E+01 | 0.8971E+01 | 0.9296E+01 | 0.9678E+01 | 0.9651E+01 | 0.9100E+01 | 0.8580E+01 | 0.8018E+01 | 0.7012E+01 | 0.6804E+01 |

STATISTICS ON LOG ANNUAL MEANS(ALL DAYS)

| MEAN | VARIANCE | STANDARD DEVIATION | SKEWNESS | COEFF. OF VARIATION | SERIAL CORR |
|---|---|---|---|---|---|
| 0.2635E+01 | 0.2393E-01 | 0.1547E+00 | -0.4492E+00 | 0.5872E-01 | 0.4242E+00 |

**ANNUAL PEAKS**

| | | | | | |
|---|---|---|---|---|---|
| 1937 | 17400 | 1954 | 4290 | 1964 | 9800 |
| 1944 | 12300 | 1955 | 2010 | 1965 | 6740 |
| 1945 | 5440 | 1956 | 8640 | 1966 | 3290 |
| 1946 | 3670 | 1957 | 5510 | 1967 | 8350 |
| 1947 | 10100 | 1958 | 7680 | 1968 | 11500 |
| 1948 | 7600 | 1959 | 12500 | 1969 | 8020 |
| 1949 | 14800 | 1960 | 6650 | 1970 | 5450 |
| 1950 | 12500 | 1961 | 9480 | 1971 | 6220 |
| 1951 | 8200 | 1962 | 4790 | 1972 | 3690 |
| 1952 | 12400 | 1963 | 15800 | 1973 | 6410 |
| 1953 | 4800 | | | | |

## 03361650 Sugar Creek at New Palestine, Ind.

LOCATION.--Lat 39°42'51", long 85°53'08", in SE¼SW¼ sec.29, T.15 N., R.6 E., Hancock County, on left bank 10 ft (3 m) downstream from bridge on County Road 450 West, 0.5 mile (0.8 km) south of New Palestine, 3 miles (5 km) upstream from Little Sugar Creek, and 37.3 miles (60.0 km) from mouth.

DRAINAGE AREA.--93.9 mi² (243.2 km²).

DURATION TABLE OF DAILY DISCHARGE FOR YEAR ENDING SEPTEMBER 30

| CLASS | 0 | 1 | 2 | 3 | 4 | 5 | 6 | 7 | 8 | 9 | 10 | 11 | 12 | 13 | 14 | 15 | 16 | 17 | 18 | 19 | 20 | 21 | 22 | 23 | 24 | 25 | 26 | 27 | 28 | 29 | 30 | 31 | 32 | 33 | 34 | |
|---|---|---|---|---|---|---|---|---|---|---|---|---|---|---|---|---|---|---|---|---|---|---|---|---|---|---|---|---|---|---|---|---|---|---|---|---|
| YEAR | NUMBER OF DAYS IN CLASS | | | | | | | | | | | | | | | | | | | | | | | | | | | | | | | | | | | CFS_DAYS |
| 1968 | | | 3 | 2 | 4 | 7 | 12 | 19 | 22 | 22 | 19 | 36 | 20 | 22 | 22 | 19 | 15 | 15 | 17 | 14 | 12 | 7 | 8 | 8 | 7 | 9 | 8 | 2 | 3 | 2 | 4 | 4 | | | 2 | 37181.7 |
| 1969 | | | | | | | | 3 | 28 | 16 | 18 | 11 | 8 | 16 | 26 | 35 | 34 | 30 | 23 | 12 | 13 | 13 | 14 | 17 | 7 | 6 | 9 | 2 | 5 | 7 | 3 | 1 | 3 | 2 | 1 | 47711.0 |
| 1970 | | | 1 | 3 | 8 | 9 | 13 | 7 | 10 | 11 | 20 | 13 | 17 | 26 | 36 | 24 | 28 | 18 | 28 | 12 | 15 | 11 | 12 | 14 | 7 | 5 | 3 | 2 | 3 | 4 | 3 | | | | | 32317.8 |
| 1971 | | 6 | 2 | | 1 | 11 | 14 | 16 | 21 | 36 | 40 | 23 | 27 | 26 | 18 | 21 | 16 | 10 | 10 | 5 | 9 | 17 | 10 | 3 | 5 | 2 | 3 | 2 | 4 | | 1 | 5 | 1 | | | 27104.1 |
| 1972 | | | | 2 | 7 | 8 | 14 | 22 | 37 | 26 | 17 | 12 | 9 | 18 | 23 | 23 | 21 | 29 | 18 | 11 | 13 | 9 | 12 | 5 | 7 | 5 | 6 | 2 | 5 | 2 | 3 | | | | | 29459.2 |
| 1973 | | | | | | | | | 6 | 17 | 9 | 23 | 14 | 13 | 12 | 14 | 31 | 23 | 21 | 16 | 25 | 34 | 21 | 19 | 10 | 15 | 16 | 6 | 10 | 3 | 5 | 2 | | | | 54769.0 |

| CLASS | CFS | TOTAL | ACCUM | PERCT | CLASS | CFS | TOTAL | ACCUM | PERCT | CLASS | CFS | TOTAL | ACCUM | PERCT | CLASS | CFS | TOTAL | ACCUM | PERCT |
|---|---|---|---|---|---|---|---|---|---|---|---|---|---|---|---|---|---|---|---|
| 0 | 0.00 | 0 | 2192 | 100.0 | 9 | 14.00 | 128 | 1874 | 85.5 | 18 | 77.0 | 117 | 742 | 33.9 | 27 | 410 | 16 | 104 | 4.7 |
| 1 | 3.20 | 6 | 2192 | 100.0 | 10 | 17.00 | 123 | 1746 | 79.7 | 19 | 93.0 | 70 | 625 | 28.5 | 28 | 500 | 30 | 88 | 4.0 |
| 2 | 3.90 | 6 | 2186 | 99.7 | 11 | 21.00 | 118 | 1623 | 74.0 | 20 | 110.0 | 87 | 555 | 25.3 | 29 | 600 | 18 | 58 | 2.6 |
| 3 | 4.70 | 7 | 2180 | 99.5 | 12 | 25.00 | 95 | 1505 | 68.7 | 21 | 130.0 | 91 | 468 | 21.4 | 30 | 720 | 19 | 40 | 1.8 |
| 4 | 5.60 | 20 | 2173 | 99.1 | 13 | 30.00 | 121 | 1410 | 64.3 | 22 | 160.0 | 77 | 377 | 17.2 | 31 | 870 | 12 | 21 | .9 |
| 5 | 6.80 | 35 | 2153 | 98.2 | 14 | 36.00 | 141 | 1289 | 58.8 | 23 | 200.0 | 66 | 300 | 13.7 | 32 | 1100 | 4 | 9 | .4 |
| 6 | 8.20 | 53 | 2118 | 96.6 | 15 | 44.00 | 136 | 1148 | 52.4 | 24 | 240.0 | 43 | 234 | 10.7 | 33 | 1300 | 2 | 5 | .2 |
| 7 | 9.80 | 67 | 2065 | 94.2 | 16 | 53.00 | 145 | 1012 | 46.2 | 25 | 280.0 | 42 | 191 | 8.7 | 34 | 1500 | 3 | 3 | .1 |
| 8 | 12.00 | 124 | 1998 | 91.1 | 17 | 64.00 | 125 | 867 | 39.6 | 26 | 340.0 | 45 | 149 | 6.8 | | | | | |

LOWEST MEAN DISCHARGE, IN CFS, AND RANKING, FOR THE FOLLOWING NUMBER OF CONSECUTIVE DAYS IN YEAR ENDING MARCH 31

| YEAR | 1 | | 3 | | 7 | | 14 | | 30 | | 60 | | 90 | | 120 | | 183 | | ANNUAL | |
|---|---|---|---|---|---|---|---|---|---|---|---|---|---|---|---|---|---|---|---|---|
| 1969 | 8.80 | 4 | 8.93 | 4 | 10.10 | 4 | 11.30 | 4 | 12.30 | 4 | 13.40 | 4 | 21.30 | 4 | 41.10 | 4 | 50.90 | 4 | 122.00 | 4 |
| 1970 | 12.00 | 5 | 12.70 | 5 | 16.00 | 5 | 18.30 | 5 | 23.20 | 5 | 34.60 | 5 | 44.20 | 5 | 73.20 | 5 | 76.00 | 5 | 119.00 | 3 |
| 1971 | 3.20 | 1 | 3.47 | 1 | 3.60 | 1 | 4.44 | 1 | 5.82 | 1 | 8.17 | 1 | 10.80 | 1 | 12.60 | 1 | 20.80 | 1 | 83.10 | 2 |
| 1972 | 6.50 | 3 | 6.63 | 3 | 7.79 | 3 | 7.89 | 3 | 9.68 | 3 | 12.90 | 3 | 14.60 | 3 | 14.10 | 2 | 26.20 | 2 | 59.70 | 1 |
| 1973 | 4.80 | 2 | 5.20 | 2 | 5.61 | 2 | 6.53 | 2 | 8.41 | 2 | 10.20 | 2 | 14.10 | 2 | 20.00 | 3 | 39.60 | 3 | 135.00 | 5 |

HIGHEST MEAN DISCHARGE, IN CFS, AND RANKING, FOR THE FOLLOWING NUMBER OF CONSECUTIVE DAYS IN YEAR ENDING SEPTEMBER 30

| YEAR | 1 | | 3 | | 7 | | 15 | | 30 | | 60 | | 90 | | 120 | | 183 | | ANNUAL | |
|---|---|---|---|---|---|---|---|---|---|---|---|---|---|---|---|---|---|---|---|---|
| 1968 | 1530.0 | 2 | 1370.0 | 2 | 1060.0 | 1 | 597.0 | 2 | 324.0 | 4 | 221.0 | 4 | 192.0 | 4 | 181.0 | 3 | 163.0 | 3 | 102.0 | 3 |
| 1969 | 1560.0 | 1 | 1400.0 | 1 | 901.0 | 2 | 69[illegible] | 1 | 503.0 | 1 | 330.0 | 1 | 256.0 | 1 | 214.0 | 1 | 174.0 | 2 | 131.0 | 2 |
| 1970 | 856.0 | 5 | 790.0 | 5 | 535.0 | 5 | 344.0 | 6 | 231.0 | 5 | 189.0 | 6 | 181.0 | 5 | 156.0 | 5 | 142.0 | 4 | 88.5 | 4 |
| 1971 | 1120.0 | 3 | 981.0 | 3 | 808.0 | 3 | 545.0 | 3 | 400.0 | 2 | 258.0 | 3 | 197.0 | 3 | 161.0 | 4 | 129.0 | 6 | 74.3 | 6 |
| 1972 | 838.0 | 6 | 736.0 | 6 | 460.0 | 6 | 382.0 | 5 | 284.0 | 5 | 199.0 | 5 | 163.0 | 6 | 141.0 | 6 | 136.0 | 5 | 80.5 | 5 |
| 1973 | 1070.0 | 4 | 950.0 | 4 | 569.0 | 4 | 489.0 | 4 | 369.0 | 3 | 265.0 | 2 | 221.0 | 2 | 207.0 | 2 | 217.0 | 1 | 150.0 | 1 |

STATISTICS ON NORMAL MONTHLY MEANS(ALL DAYS)

| OCT | NOV | DEC | JAN | FEB | MARCH | APRIL | MAY | JUNE | JULY | AUG | SEPT |
|---|---|---|---|---|---|---|---|---|---|---|---|
| BY ROWS(MEAN,VARIANCE,STANDARD DEVIATION, SKEWNESS, COEFF. OF VARIATION,PERCENTAGE OF AVERAGE FLOW) | | | | | | | | | | | |
| 0.2372E+02 | 0.1016E+03 | 0.1392E+03 | 0.1474E+03 | 0.2030E+03 | 0.1397E+03 | 0.1722E+03 | 0.8761E+02 | 0.1043E+03 | 0.7291E+02 | 0.4924E+02 | 0.1871E+02 |
| 0.4209E+03 | 0.1576E+05 | 0.3668E+04 | 0.9849E+04 | 0.1486E+05 | 0.8738E+04 | 0.6556E+04 | 0.2337E+04 | 0.4587E+04 | 0.7514E+04 | 0.1698E+04 | 0.8904E+02 |
| 0.2052E+02 | 0.1255E+03 | 0.6057E+02 | 0.9924E+02 | 0.1219E+03 | 0.9348E+02 | 0.8097E+02 | 0.4835E+02 | 0.6773E+02 | 0.8668E+02 | 0.4120E+02 | 0.9436E+01 |
| 0.1682E+01 | 0.1495E+01 | -0.9244E+00 | 0.2208E+01 | 0.6008E+00 | 0.1569E+01 | -0.9159E+00 | 0.2254E+01 | 0.1621E+01 | 0.1995E+01 | 0.4760E+00 | 0.1246E+01 |
| 0.8647E+00 | 0.1236E+01 | 0.4351E+00 | 0.6734E+00 | 0.6005E+00 | 0.6690E+00 | 0.4702E+00 | 0.5519E+00 | 0.6492E+00 | 0.1189E+01 | 0.8368E+00 | 0.5042E+00 |
| 0.1883E+01 | 0.8063E+01 | 0.1105E+02 | 0.1170E+02 | 0.1612E+02 | 0.1109E+02 | 0.1367E+02 | 0.6955E+01 | 0.8283E+01 | 0.5789E+01 | 0.3909E+01 | 0.1486E+01 |

STATISTICS ON NORMAL ANNUAL MEANS(ALL DAYS)

| MEAN | VARIANCE | STANDARD DEVIATION | SKEWNESS | COEFF. OF VARIATION | SERIAL CORR |
|---|---|---|---|---|---|
| 0.1043E+03 | 0.9032E+03 | 0.3005E+02 | 0.7737E+00 | 0.2882E+00 | -0.1215E+00 |

STATISTICS ON LOG MONTHLY MEANS(ALL DAYS)

| OCT | NOV | DEC | JAN | FEB | MARCH | APRIL | MAY | JUNE | JULY | AUG | SEPT |
|---|---|---|---|---|---|---|---|---|---|---|---|
| BY ROWS(MEAN,VARIANCE,STANDARD DEVIATION, SKEWNESS, COEFF. OF VARIATION,PERCENTAGE OF AVERAGE FLOW) | | | | | | | | | | | |
| 0.1261E+01 | 0.1673E+01 | 0.2095E+01 | 0.2110E+01 | 0.2225E+01 | 0.2071E+01 | 0.2158E+01 | 0.1903E+01 | 0.1949E+01 | 0.1656E+01 | 0.1517E+01 | 0.1227E+01 |
| 0.1097E+00 | 0.3794E+00 | 0.6074E-01 | 0.5200E-01 | 0.1029E+00 | 0.7817E-01 | 0.1179E+00 | 0.3499E-01 | 0.7267E-01 | 0.1912E+00 | 0.2124E+00 | 0.4899E-01 |
| 0.3312E+00 | 0.6159E+00 | 0.2465E+00 | 0.2280E+00 | 0.3208E+00 | 0.2796E+00 | 0.3434E+00 | 0.1871E+00 | 0.2696E+00 | 0.4373E+00 | 0.4608E+00 | 0.2213E+00 |
| 0.8527E+00 | 0.3822E+00 | -0.1192E+01 | 0.1612E+01 | -0.9913E+00 | 0.1080E+00 | -0.2124E+01 | 0.1957E+01 | 0.5417E-01 | 0.1047E+01 | -0.1870E+00 | -0.2830E+00 |
| 0.2627E+00 | 0.3681E+00 | 0.1177E+00 | 0.1081E+00 | 0.1442E+00 | 0.1350E+00 | 0.1591E+00 | 0.9831E-01 | 0.1383E+00 | 0.2640E+00 | 0.3037E+00 | 0.1804E+00 |
| 0.5772E+01 | 0.7661E+01 | 0.9589E+01 | 0.9657E+01 | 0.1018E+02 | 0.9479E+01 | 0.9880E+01 | 0.8711E+01 | 0.8922E+01 | 0.7582E+01 | 0.6946E+01 | 0.5616E+01 |

STATISTICS ON LOG ANNUAL MEANS(ALL DAYS)

| MEAN | VARIANCE | STANDARD DEVIATION | SKEWNESS | COEFF. OF VARIATION | SERIAL CORR |
|---|---|---|---|---|---|
| 0.2004E+01 | 0.1459E-01 | 0.1208E+00 | 0.5216E+00 | 0.6027E-01 | -0.4704E-01 |

ANNUAL PEAKS

| | |
|---|---|
| 1968 | 1740 |
| 1969 | 1590 |
| 1970 | 951 |
| 1971 | 1570 |
| 1972 | 886 |
| 1973 | 1210 |

03361850 Buck Creek at Acton, Ind.

LOCATION.--Lat 39°39'25", long 85°57'27", in NW¼SE¼ sec.15, T.14 N., R.5 E., Marion County, on left bank 30 ft (9 m) downstream from McGregor Road bridge, 0.5 mile (0.8 km) east of Acton, and 4.2 miles (6.8 km) upstream from mouth.

DRAINAGE AREA.--78.8 mi² (204.1 km²).

DURATION TABLE OF DAILY DISCHARGE FOR YEAR ENDING SEPTEMBER 30

| CLASS | 0 | 1 | 2 | 3 | 4 | 5 | 6 | 7 | 8 | 9 | 10 | 11 | 12 | 13 | 14 | 15 | 16 | 17 | 18 | 19 | 20 | 21 | 22 | 23 | 24 | 25 | 26 | 27 | 28 | 29 | 30 | 31 | 32 | 33 | 34 | |
|---|---|---|---|---|---|---|---|---|---|---|---|---|---|---|---|---|---|---|---|---|---|---|---|---|---|---|---|---|---|---|---|---|---|---|---|---|
| YEAR | NUMBER OF DAYS IN CLASS | | | | | | | | | | | | | | | | | | | | | | | | | | | | | | | | | | | CFS_DAYS |
| 1968 | | 4 | 1 | | | 1 | 2 | 7 | 17 | 34 | 19 | 19 | 15 | 38 | 25 | 16 | 20 | 16 | 18 | 19 | 12 | 18 | 14 | 14 | 9 | 5 | 6 | 2 | 3 | 5 | 2 | 1 | 2 | 2 | | 36282.3 |
| 1969 | | | | | | | | 14 | 13 | 14 | 15 | 16 | 8 | 15 | 25 | 21 | 43 | 31 | 25 | 22 | 16 | 11 | 22 | 11 | 12 | 8 | 5 | 4 | 7 | | 2 | 3 | 1 | 2 | 1 | 42526.8 |
| 1970 | | | | | | | | 5 | 12 | 16 | 15 | 25 | 17 | 19 | 36 | 25 | 24 | 36 | 22 | 30 | 19 | 12 | 9 | 14 | 7 | 6 | 6 | 4 | | 3 | | 2 | 1 | | | 27420.5 |
| 1971 | | | | 2 | | 2 | 4 | 6 | 16 | 17 | 45 | 33 | 25 | 27 | 38 | 24 | 23 | 20 | 16 | 12 | 8 | 13 | 8 | 8 | 3 | 1 | 2 | 5 | 3 | 1 | | 3 | | | | 20719.9 |
| 1972 | | | | | | | | | 9 | 31 | 48 | 29 | 8 | 15 | 21 | 19 | 34 | 25 | 24 | 23 | 17 | 16 | 7 | 13 | 7 | 4 | 5 | 2 | 5 | 2 | 2 | | | | | 24900.7 |
| 1973 | | | | | | | | | | | 18 | 16 | 12 | 25 | 15 | 17 | 22 | 30 | 20 | 29 | 29 | 31 | 21 | 24 | 15 | 15 | 9 | 10 | 3 | 4 | 2 | 2 | 1 | 1 | | 48119.2 |

| CLASS | CFS | TOTAL | ACCUM | PERCT | CLASS | CFS | TOTAL | ACCUM | PERCT | CLASS | CFS | TOTAL | ACCUM | PERCT | CLASS | CFS | TOTAL | ACCUM | PERCT |
|---|---|---|---|---|---|---|---|---|---|---|---|---|---|---|---|---|---|---|---|
| 0 | 0.00 | 0 | 2192 | 100.0 | 9 | 4.50 | 112 | 2077 | 94.8 | 18 | 44.0 | 125 | 845 | 38.5 | 27 | 430 | 27 | 93 | 4.2 |
| 1 | 0.60 | 4 | 2192 | 100.0 | 10 | 5.80 | 160 | 1965 | 89.6 | 19 | 56.0 | 135 | 720 | 32.8 | 28 | 550 | 21 | 66 | 3.0 |
| 2 | 0.80 | 1 | 2188 | 99.8 | 11 | 7.50 | 132 | 1805 | 82.3 | 20 | 73.0 | 101 | 585 | 26.7 | 29 | 700 | 15 | 45 | 2.0 |
| 3 | 1.00 | 2 | 2187 | 99.8 | 12 | 9.60 | 85 | 1673 | 76.3 | 21 | 94.0 | 101 | 484 | 22.1 | 30 | 910 | 8 | 30 | 1.3 |
| 4 | 1.30 | 0 | 2185 | 99.7 | 13 | 12.00 | 137 | 1588 | 72.4 | 22 | 120.0 | 81 | 383 | 17.5 | 31 | 1200 | 11 | 22 | 1.0 |
| 5 | 1.60 | 3 | 2185 | 99.7 | 14 | 16.00 | 160 | 1451 | 66.2 | 23 | 150.0 | 84 | 302 | 13.8 | 32 | 1500 | 5 | 11 | .5 |
| 6 | 2.10 | 6 | 2182 | 99.5 | 15 | 21.00 | 122 | 1291 | 58.9 | 24 | 200.0 | 53 | 218 | 9.9 | 33 | 1900 | 5 | 6 | .2 |
| 7 | 2.70 | 32 | 2176 | 99.3 | 16 | 26.00 | 166 | 1169 | 53.3 | 25 | 260.0 | 39 | 165 | 7.5 | 34 | 2500 | 1 | 1 | .0 |
| 8 | 3.50 | 67 | 2144 | 97.8 | 17 | 34.00 | 158 | 1003 | 45.8 | 26 | 330.0 | 33 | 126 | 5.7 | | | | | |

LOWEST MEAN DISCHARGE, IN CFS, AND RANKING, FOR THE FOLLOWING NUMBER OF CONSECUTIVE DAYS IN YEAR ENDING MARCH 31

| YEAR | 1 | | 3 | | 7 | | 14 | | 30 | | 60 | | 90 | | 120 | | 183 | | ANNUAL | |
|---|---|---|---|---|---|---|---|---|---|---|---|---|---|---|---|---|---|---|---|---|
| 1969 | 2.70 | 3 | 2.80 | 3 | 3.00 | 2 | 3.31 | 1 | 4.03 | 1 | 4.50 | 1 | 7.80 | 3 | 16.90 | 3 | 28.50 | 3 | 110.00 | 4 |
| 1970 | 5.40 | 5 | 5.83 | 5 | 6.93 | 5 | 9.04 | 5 | 10.50 | 5 | 18.80 | 5 | 39.00 | 5 | 61.50 | 5 | 65.60 | 5 | 108.00 | 3 |
| 1971 | 1.20 | 1 | 1.43 | 1 | 2.61 | 1 | 3.84 | 2 | 5.04 | 2 | 6.35 | 3 | 6.76 | 1 | 7.73 | 2 | 11.10 | 1 | 68.00 | 2 |
| 1972 | 2.40 | 2 | 2.80 | 2 | 3.11 | 3 | 4.74 | 3 | 5.67 | 3 | 6.26 | 2 | 7.70 | 2 | 7.48 | 1 | 13.90 | 2 | 43.10 | 1 |
| 1973 | 4.40 | 4 | 4.57 | 4 | 4.87 | 4 | 4.93 | 4 | 6.05 | 4 | 8.16 | 4 | 10.20 | 4 | 21.00 | 4 | 34.80 | 4 | 123.00 | 5 |

HIGHEST MEAN DISCHARGE, IN CFS, AND RANKING, FOR THE FOLLOWING NUMBER OF CONSECUTIVE DAYS IN YEAR ENDING SEPTEMBER 30

| YEAR | 1 | | 3 | | 7 | | 15 | | 30 | | 60 | | 90 | | 120 | | 183 | | ANNUAL | |
|---|---|---|---|---|---|---|---|---|---|---|---|---|---|---|---|---|---|---|---|---|
| 1968 | 2490.0 | 2 | 1560.0 | 2 | 1030.0 | 2 | 562.0 | 2 | 326.0 | 4 | 234.0 | 3 | 194.0 | 3 | 197.0 | 1 | 177.0 | 2 | 99.1 | 3 |
| 1969 | 3490.0 | 1 | 2060.0 | 1 | 1150.0 | 1 | 687.0 | 1 | 467.0 | 1 | 303.0 | 1 | 230.0 | 1 | 188.0 | 2 | 162.0 | 3 | 117.0 | 2 |
| 1970 | 1620.0 | 4 | 941.0 | 5 | 565.0 | 5 | 314.0 | 6 | 196.0 | 6 | 154.0 | 6 | 151.0 | 5 | 135.0 | 5 | 124.0 | 4 | 75.1 | 4 |
| 1971 | 1420.0 | 5 | 1020.0 | 4 | 749.0 | 3 | 490.0 | 4 | 344.0 | 3 | 214.0 | 4 | 166.0 | 4 | 136.0 | 4 | 103.0 | 6 | 56.8 | 6 |
| 1972 | 922.0 | 6 | 621.0 | 6 | 448.0 | 6 | 355.0 | 5 | 247.0 | 5 | 177.0 | 5 | 136.0 | 6 | 123.0 | 6 | 110.0 | 5 | 68.0 | 5 |
| 1973 | 1940.0 | 3 | 1050.0 | 3 | 588.0 | 4 | 493.0 | 3 | 347.0 | 2 | 246.0 | 2 | 211.0 | 2 | 187.0 | 3 | 201.0 | 1 | 132.0 | 1 |

STATISTICS ON NORMAL MONTHLY MEANS(ALL DAYS)

| OCT | NOV | DEC | JAN | FEB | MARCH | APRIL | MAY | JUNE | JULY | AUG | SEPT |
|---|---|---|---|---|---|---|---|---|---|---|---|
| BY ROWS(MEAN,VARIANCE,STANDARD DEVIATION, SKEWNESS, COEFF. OF VARIATION,PERCENTAGE OF AVERAGE FLOW) | | | | | | | | | | | |
| 0.2025E+02 | 0.9616E+02 | 0.1246E+03 | 0.1432E+03 | 0.1592E+03 | 0.1223E+03 | 0.1545E+03 | 0.8335E+02 | 0.8048E+02 | 0.7573E+02 | 0.2530E+02 | 0.1537E+02 |
| 0.5948E+03 | 0.1624E+05 | 0.3531E+04 | 0.1139E+05 | 0.1099E+05 | 0.8950E+04 | 0.5713E+04 | 0.9849E+04 | 0.3667E+04 | 0.1549E+05 | 0.4216E+03 | 0.2160E+03 |
| 0.2439E+02 | 0.1274E+03 | 0.5942E+02 | 0.1067E+03 | 0.1048E+03 | 0.9461E+02 | 0.7558E+02 | 0.9924E+02 | 0.6056E+02 | 0.1245E+03 | 0.2053E+02 | 0.1470E+02 |
| 0.2102E+01 | 0.1400E+01 | -0.6248E+00 | 0.2027E+01 | 0.1315E+01 | 0.1676E+01 | -0.1210E+01 | 0.2439E+01 | 0.1458E+01 | 0.2226E+01 | 0.2000E+00 | 0.1879E+01 |
| 0.1202E+01 | 0.1325E+01 | 0.4767E+00 | 0.7454E+00 | 0.6585E+00 | 0.7735E+00 | 0.4893E+00 | 0.1191E+01 | 0.7525E+00 | 0.1643E+01 | 0.8116E+00 | 0.9564E+00 |
| 0.1844E+01 | 0.8738E+01 | 0.1133E+02 | 0.1301E+02 | 0.1447E+02 | 0.1111E+02 | 0.1404E+02 | 0.7574E+01 | 0.7313E+01 | 0.6882E+01 | 0.2299E+01 | 0.1396E+01 |

STATISTICS CN NORMAL ANNUAL MEANS(ALL DAYS)

| MEAN | VARIANCE | STANDARD DEVIATION | SKEWNESS | COEFF. OF VARIATION | SERIAL CORR |
|---|---|---|---|---|---|
| 0.9123E+02 | 0.8671E+03 | 0.2945E+02 | 0.3049E+00 | 0.3228E+00 | 0.4458E-01 |

STATISTICS CN LOG MCNTHLY MEANS(ALL DAYS)

| CCT | NCV | DEC | JAN | FEB | MARCH | APRIL | MAY | JUNE | JULY | AUG | SEPT |
|---|---|---|---|---|---|---|---|---|---|---|---|
| BY ROWS(MEAN,VARIANCE,STANDARD DEVIATION, SKEWNESS, COEFF. OF VARIATION,PERCENTAGE OF AVERAGE FLOW) | | | | | | | | | | | |
| 0.1105E+01 | 0.1548E+01 | 0.2039E+01 | 0.2079E+01 | 0.2120E+01 | 0.1983E+01 | 0.2087E+01 | 0.1768E+01 | 0.1799E+01 | 0.1462E+01 | 0.1238E+01 | 0.1054E+01 |
| 0.1866E+00 | 0.5182E+00 | 0.6843E-01 | 0.7044E-01 | 0.9233E-01 | 0.1153E+00 | 0.1683E+00 | 0.1155E+00 | 0.1228E+00 | 0.3819E+00 | 0.1952E+00 | 0.1228E+00 |
| 0.432CE+00 | 0.7199E+00 | 0.2616E+00 | 0.2654E+00 | 0.3039E+00 | 0.3396E+00 | 0.4102E+00 | 0.3398E+00 | 0.3505E+00 | 0.6180E+00 | 0.4419E+00 | 0.3505E+00 |
| 0.9923E+00 | 0.3986E+00 | -0.8614E+00 | 0.1144E+01 | -0.4736E+00 | -0.2676E+00 | -0.2224E+01 | 0.2366E+01 | -0.4564E+00 | 0.1207E+01 | -0.4730E-01 | 0.1029E+01 |
| 0.3911E+00 | 0.4651E+00 | 0.1283E+00 | 0.1276E+00 | 0.1433E+00 | 0.1712E+00 | 0.1965E+00 | 0.1922E+00 | 0.1948E+00 | 0.4227E+00 | 0.3569E+00 | 0.3324E+00 |
| 0.5446E+01 | 0.7632E+01 | 0.1005E+02 | 0.1025E+02 | 0.1045E+02 | 0.9778E+01 | 0.1029E+02 | 0.8715E+01 | 0.8869E+01 | 0.7209E+01 | 0.6104E+01 | 0.5198E+01 |

STATISTICS CN LOG ANNUAL MEANS(ALL DAYS)

| MEAN | VARIANCE | STANDARD DEVIATION | SKEWNESS | COEFF. OF VARIATION | SERIAL CORR |
|---|---|---|---|---|---|
| 0.1941E+01 | 0.2035E-01 | 0.1426E+00 | -0.1648E-01 | 0.7349E-01 | 0.1242E+00 |

ANNUAL PEAKS

| | |
|---|---|
| 1968 | 2880 |
| 1969 | 5300 |
| 1970 | 1840 |
| 1971 | 1900 |
| 1972 | 1250 |
| 1973 | 2240 |

03362000 Youngs Creek near Edinburg, Ind.

LOCATION.--Lat 39°25'08", long 86°00'18", in SE¼SW¼ sec.5, T.11 N., R.5 E., Johnson County, on left bank on upstream side of highway bridge, 0.5 mile (0.8 km) southwest of Amity, 2 miles (3 km) upstream from mouth, and 5 miles (8 km) northwest of Edinburg.

DRAINAGE AREA.--107 mi² (277 km²).

DURATION TABLE OF DAILY DISCHARGE FOR YEAR ENDING SEPTEMBER 30

| CLASS | 0 | 1 | 2 | 3 | 4 | 5 | 6 | 7 | 8 | 9 | 10 | 11 | 12 | 13 | 14 | 15 | 16 | 17 | 18 | 19 | 20 | 21 | 22 | 23 | 24 | 25 | 26 | 27 | 28 | 29 | 30 | 31 | 32 | 33 | 34 | |
|---|---|---|---|---|---|---|---|---|---|---|---|---|---|---|---|---|---|---|---|---|---|---|---|---|---|---|---|---|---|---|---|---|---|---|---|---|
| YEAR | NUMBER OF DAYS IN CLASS | | | | | | | | | | | | | | | | | | | | | | | | | | | | | | | | | | | CFS-DAYS |
| 1943 | | | | | | | | 2 | 11 | 15 | 21 | 4 | 17 | 9 | 10 | 23 | 48 | 30 | 26 | 15 | 18 | 10 | 10 | 8 | 8 | 7 | 1 | 4 | 1 | 4 | 2 | | | | | 41067.5 |
| 1944 | | | 2 | 12 | 9 | 10 | 30 | 33 | 40 | 30 | 23 | 21 | 28 | 9 | 6 | 4 | 7 | 9 | 18 | 21 | 13 | 9 | 8 | 8 | 3 | 3 | 4 | 2 | 1 | 2 | | | 1 | | | 28722.1 |
| 1945 | | | | | | 5 | 8 | 56 | 48 | 30 | 28 | 9 | 6 | 5 | 15 | 9 | 15 | 23 | 14 | 18 | 12 | 10 | 13 | 5 | 14 | 11 | 3 | 3 | | 3 | 2 | | | | | 39621.6 |
| 1946 | | | | | | 8 | 8 | 9 | 18 | 8 | 7 | 10 | 24 | 27 | 29 | 20 | 22 | 23 | 38 | 25 | 26 | 15 | 19 | 7 | 6 | 7 | 4 | 2 | 1 | 2 | | | | | | 37174.6 |
| 1947 | | | 2 | | 13 | 1 | 3 | 3 | 9 | 21 | 28 | 17 | 24 | 17 | 18 | 19 | 23 | 23 | 23 | 22 | 30 | 13 | 19 | 10 | 7 | 7 | 3 | 5 | 3 | | 1 | | 1 | | | 43818.7 |
| 1948 | | | | | | | 15 | 20 | 29 | 20 | 34 | 32 | 46 | 17 | 11 | 17 | 21 | 12 | 17 | 15 | 12 | 10 | 8 | 7 | 8 | 1 | 7 | 4 | 2 | 1 | | | | | | 29827.7 |
| 1949 | | | | | | 1 | 7 | 5 | 22 | 20 | 13 | 13 | 26 | 23 | 21 | 12 | 28 | 23 | 31 | 22 | 24 | 12 | 19 | 14 | 11 | 3 | 3 | 5 | 2 | 3 | 1 | | | 1 | | 48343.1 |
| 1950 | | | | | | | | 2 | 1 | 28 | 30 | 9 | 32 | 14 | 11 | 20 | 24 | 25 | 32 | 26 | 24 | 18 | 20 | 6 | 16 | 3 | 4 | 11 | 3 | 2 | 3 | | 1 | | | 60043.5 |
| 1951 | | | | | | | 3 | 8 | 7 | 37 | 14 | 4 | 12 | 10 | 14 | 15 | 40 | 28 | 29 | 25 | 21 | 18 | 16 | 15 | 21 | 11 | 6 | 4 | 3 | 1 | 3 | | | | | 55672.2 |
| 1952 | | | | | | 3 | 8 | 12 | 33 | 29 | 19 | 2 | 8 | 9 | 20 | 18 | 19 | 23 | 15 | 25 | 19 | 17 | 27 | 16 | 13 | 7 | 11 | 4 | 4 | 3 | | 1 | | 1 | | 62149.7 |
| 1953 | | 1 | | 5 | 5 | 13 | 19 | 28 | 29 | 19 | 11 | 8 | 36 | 17 | 15 | 12 | 17 | 22 | 27 | 20 | 21 | 12 | 9 | 7 | 3 | 6 | 1 | 1 | | 1 | | | | | | 23813.7 |
| 1954 | | 5 | 7 | 14 | 16 | 43 | 34 | 47 | 20 | 12 | 12 | 10 | 22 | 21 | 16 | 18 | 26 | 20 | 7 | 4 | 5 | 2 | 2 | | 2 | | | | | | | | | | | 7405.1 |
| 1955 | | | | | 1 | 6 | 22 | 32 | 44 | 20 | 11 | 13 | 12 | 25 | 22 | 27 | 24 | 17 | 23 | 15 | 19 | 7 | 10 | | 7 | 2 | 4 | 2 | | | | | | | | 21479.7 |
| 1956 | | | | | | | | 2 | 14 | 12 | 10 | 5 | 14 | 42 | 37 | 32 | 30 | 19 | 25 | 25 | 16 | 18 | 17 | 18 | 9 | 9 | 3 | 5 | 1 | 1 | 1 | | | 1 | | 48826.9 |
| 1957 | | | | | | | 6 | 6 | 22 | 25 | 20 | 13 | 10 | 21 | 14 | 17 | 33 | 32 | 31 | 19 | 30 | 14 | 11 | 6 | 9 | 10 | 1 | 6 | 5 | | 1 | 1 | 1 | 1 | | 54579.8 |
| 1958 | | | | | | | | | 1 | 15 | 13 | 1 | 7 | 7 | 21 | 21 | 48 | 57 | 39 | 28 | 25 | 18 | 14 | 7 | 16 | 5 | 10 | 7 | | 2 | 2 | | 1 | | | 56601.8 |
| 1959 | | | | | | | | 17 | 15 | 12 | 10 | 10 | 10 | 15 | 31 | 26 | 44 | 23 | 27 | 24 | 32 | 15 | 17 | 11 | 11 | 5 | 5 | 2 | | | 2 | | 1 | | | 42902.4 |
| 1960 | | | | | | | | 5 | 19 | 17 | 50 | 13 | 19 | 11 | 38 | 35 | 27 | 26 | 28 | 15 | 20 | 11 | 9 | 8 | 8 | | 2 | | 2 | 2 | 1 | | | | | 30182.6 |
| 1961 | | | | | | 8 | 10 | 19 | 34 | 43 | 49 | 25 | 22 | 13 | 11 | 7 | 25 | 17 | 10 | 9 | 8 | 7 | 7 | 7 | 14 | 8 | 3 | 2 | 4 | | 1 | | 1 | 1 | | 41490.9 |
| 1962 | | | | | | | | 4 | 22 | 10 | 30 | 13 | 24 | 28 | 22 | 30 | 29 | 30 | 29 | 24 | 22 | 12 | 10 | 4 | 7 | 5 | 2 | 4 | 2 | | | 2 | | | | 36563.4 |
| 1963 | | | | | | | | | 3 | 54 | 83 | 24 | 34 | 24 | 28 | 16 | 22 | 15 | 13 | 11 | 6 | 8 | 7 | 7 | 2 | 1 | 2 | 2 | | 2 | | | | 1 | | 25642.0 |
| 1964 | | | | | | 23 | 36 | 60 | 23 | 31 | 25 | 11 | 30 | 25 | 13 | 12 | 6 | 10 | 11 | 6 | 10 | 3 | 5 | 6 | 6 | 2 | 4 | 2 | 1 | 2 | 1 | | 2 | | | 31756.1 |
| 1965 | | | | | 1 | 15 | 2 | 14 | 30 | 44 | 29 | 15 | 13 | 13 | 19 | 26 | 23 | 17 | 18 | 22 | 12 | 10 | 14 | 9 | 8 | 4 | 4 | 1 | 1 | | | 1 | | | | 29653.7 |
| 1966 | | | | | | 3 | 7 | 19 | 14 | 12 | 13 | 11 | 42 | 39 | 50 | 35 | 30 | 26 | 16 | 14 | 13 | 7 | 4 | 4 | | 3 | 1 | 2 | | | | | | | | 18126.2 |
| 1967 | | | | | | | 2 | 38 | 27 | 22 | 11 | 11 | 12 | 10 | 8 | 10 | 25 | 42 | 28 | 27 | 25 | 10 | 15 | 12 | 11 | 6 | 5 | 2 | 1 | 1 | 2 | 2 | | | | 46920.1 |
| 1968 | | | | | | | | 7 | 9 | 25 | 22 | 21 | 17 | 26 | 32 | 37 | 25 | 20 | 22 | 17 | 20 | 16 | 11 | 9 | 8 | 8 | 4 | 2 | 4 | 2 | | 1 | | | 1 | 48673.6 |
| 1969 | | | | | | | | | | 22 | 17 | 17 | 21 | 20 | 21 | 40 | 42 | 42 | 26 | 16 | 13 | 13 | 17 | 10 | 12 | 1 | 5 | 2 | 3 | 2 | 1 | | 2 | | | 47233.5 |
| 1970 | | | | | | | | 4 | 25 | 23 | 18 | 8 | 18 | 13 | 21 | 33 | 32 | 46 | 30 | 29 | 18 | 10 | 15 | 8 | 5 | 4 | 1 | 3 | 1 | | | | | | | 29335.1 |
| 1971 | | | | | | | 1 | 30 | 25 | 21 | 28 | 18 | 29 | 28 | 36 | 23 | 27 | 25 | 13 | 14 | 15 | 9 | 5 | 3 | 4 | 3 | 4 | | 2 | 1 | 1 | | | | | 24906.7 |
| 1972 | | | | | | | | 31 | 58 | 22 | 12 | 9 | 14 | 11 | 20 | 30 | 48 | 32 | 26 | 15 | 8 | 4 | 9 | 5 | 4 | 3 | 1 | 2 | 1 | | 1 | | | | | 22956.9 |
| 1973 | | | | | | | | | | 2 | 29 | 9 | 16 | 12 | 11 | 24 | 24 | 40 | 31 | 27 | 32 | 24 | 22 | 14 | 19 | 10 | 12 | 2 | 5 | | | | | | | 55390.1 |

| CLASS | CFS | TOTAL | ACCUM | PERCT | CLASS | CFS | TOTAL | ACCUM | PERCT | CLASS | CFS | TOTAL | ACCUM | PERCT | CLASS | CFS | TOTAL | ACCUM | PERCT |
|---|---|---|---|---|---|---|---|---|---|---|---|---|---|---|---|---|---|---|---|
| 0 | 0.00 | 0 | 11262 | 100.0 | 9 | 4.80 | 701 | 9644 | 85.6 | 18 | 62.0 | 723 | 3671 | 32.6 | 27 | 810 | 93 | 235 | 2.0 |
| 1 | 0.50 | 6 | 11262 | 100.0 | 10 | 6.40 | 720 | 8943 | 79.4 | 19 | 83.0 | 595 | 2948 | 26.2 | 28 | 1100 | 53 | 142 | 1.2 |
| 2 | 0.70 | 11 | 11256 | 99.9 | 11 | 8.60 | 386 | 8223 | 73.0 | 20 | 110.0 | 569 | 2353 | 20.9 | 29 | 1400 | 37 | 89 | .7 |
| 3 | 0.90 | 31 | 11245 | 99.8 | 12 | 11.00 | 645 | 7837 | 69.6 | 21 | 150.0 | 362 | 1784 | 15.8 | 30 | 1900 | 26 | 52 | .4 |
| 4 | 1.20 | 45 | 11214 | 99.6 | 13 | 15.00 | 561 | 7192 | 63.9 | 22 | 190.0 | 389 | 1422 | 12.6 | 31 | 2500 | 8 | 26 | .2 |
| 5 | 1.60 | 139 | 11169 | 99.2 | 14 | 20.00 | 641 | 6631 | 58.9 | 23 | 260.0 | 251 | 1033 | 9.2 | 32 | 3300 | 11 | 18 | .1 |
| 6 | 2.10 | 221 | 11030 | 97.9 | 15 | 27.00 | 668 | 5990 | 53.2 | 24 | 340.0 | 272 | 782 | 6.9 | 33 | 4400 | 6 | 7 | |
| 7 | 2.70 | 513 | 10809 | 96.0 | 16 | 35.00 | 854 | 5322 | 47.3 | 25 | 460.0 | 155 | 510 | 4.5 | 34 | 5900 | 1 | 1 | |
| 8 | 3.70 | 652 | 10296 | 91.4 | 17 | 47.00 | 797 | 4468 | 39.7 | 26 | 610.0 | 120 | 355 | 3.2 | | | | | |

LOWEST MEAN DISCHARGE, IN CFS, AND RANKING, FOR THE FOLLOWING NUMBER OF CONSECUTIVE DAYS IN YEAR ENDING MARCH 31

| YEAR | 1 | | 3 | | 7 | | 14 | | 30 | | 60 | | 90 | | 120 | | 183 | | ANNUAL | |
|---|---|---|---|---|---|---|---|---|---|---|---|---|---|---|---|---|---|---|---|---|
| 1944 | 1.80 | 6 | 1.80 | 6 | 2.10 | 8 | 2.70 | 11 | 3.20 | 10 | 4.30 | 12 | 4.50 | 8 | 5.70 | 10 | 13.10 | 12 | 83.80 | 11 |
| 1945 | 0.80 | 3 | 0.83 | 3 | 0.93 | 2 | 1.10 | 2 | 1.40 | 1 | 3.10 | 4 | 4.40 | 7 | 4.50 | 6 | 5.30 | 3 | 105.00 | 17 |
| 1946 | 2.70 | 21 | 2.80 | 19 | 3.20 | 20 | 3.50 | 20 | 3.80 | 18 | 11.50 | 26 | 15.70 | 26 | 48.10 | 28 | 48.80 | 27 | 126.00 | 20 |
| 1947 | 0.80 | 4 | 0.93 | 4 | 1.30 | 3 | 1.50 | 3 | 2.20 | 5 | 4.30 | 13 | 4.90 | 10 | 8.10 | 15 | 15.10 | 14 | 71.00 | 6 |
| 1948 | 2.80 | 22 | 2.80 | 20 | 3.30 | 21 | 3.60 | 21 | 4.10 | 21 | 5.60 | 19 | 6.80 | 18 | 7.90 | 14 | 15.60 | 16 | 127.00 | 22 |
| 1949 | 2.00 | 13 | 2.20 | 11 | 2.30 | 10 | 2.40 | 9 | 2.60 | 7 | 3.70 | 8 | 6.20 | 16 | 28.30 | 27 | 36.70 | 23 | 153.00 | 27 |
| 1950 | 2.50 | 18 | 2.60 | 16 | 3.00 | 17 | 4.70 | 24 | 7.50 | 27 | 13.60 | 28 | 14.90 | 25 | 18.80 | 22 | 22.00 | 19 | 145.00 | 25 |
| 1951 | 4.90 | 28 | 5.00 | 26 | 5.40 | 27 | 5.60 | 25 | 6.10 | 24 | 10.30 | 25 | 19.60 | 27 | 18.90 | 23 | 37.60 | 24 | 142.00 | 24 |
| 1952 | 1.90 | 9 | 2.30 | 14 | 2.90 | 16 | 3.30 | 18 | 3.80 | 19 | 4.10 | 11 | 5.00 | 11 | 11.20 | 20 | 47.60 | 26 | 168.00 | 28 |
| 1953 | 1.80 | 7 | 1.80 | 7 | 2.00 | 6 | 2.20 | 6 | 2.50 | 6 | 3.40 | 5 | 4.10 | 6 | 4.60 | 7 | 8.50 | 8 | 81.5[illegible] | 10 |
| 1954 | 0.51 | 1 | 0.53 | 1 | 0.73 | 1 | 0.86 | 1 | 1.40 | 2 | 2.00 | 1 | 2.40 | 1 | 2.80 | 2 | 3.40 | 2 | 37.80 | 2 |
| 1955 | 0.60 | 2 | 0.77 | 2 | 1.30 | 4 | 1.70 | 5 | 2.10 | 3 | 2.20 | 2 | 2.40 | 2 | 2.70 | 1 | 3.30 | 1 | 50.60 | 3 |
| 1956 | 1.90 | 10 | 2.20 | 12 | 2.40 | 11 | 2.90 | 12 | 3.20 | 11 | 5.20 | 18 | 12.40 | 24 | 17.10 | 21 | 35.10 | 22 | 103.00 | 16 |
| 1957 | 2.10 | 14 | 2.20 | 13 | 2.70 | 13 | 3.00 | 13 | 3.50 | 15 | 4.40 | 14 | 5.40 | 13 | 7.50 | 12 | 20.50 | 18 | 80.20 | 9 |
| 1958 | 4.70 | 26 | 5.30 | 28 | 5.60 | 28 | 5.70 | 26 | 8.00 | 28 | 9.30 | 24 | 10.80 | 23 | 23.70 | 25 | 96.80 | 30 | 180.00 | 30 |
| 1959 | 18.00 | 30 | 18.00 | 30 | 19.70 | 30 | 24.40 | 30 | 25.20 | 30 | 46.80 | 30 | 54.10 | 30 | 68.40 | 30 | 83.10 | 29 | 178.00 | 29 |
| 1960 | 2.70 | 19 | 2.70 | 17 | 2.90 | 14 | 3.00 | 14 | 3.70 | 16 | 5.80 | 21 | 6.60 | 17 | 8.40 | 16 | 15.20 | 15 | 86.40 | 13 |
| 1961 | 1.80 | 8 | 1.80 | 8 | 2.00 | 7 | 2.30 | 7 | 2.80 | 8 | 4.00 | 10 | 5.20 | 12 | 5.40 | 8 | 8.00 | 7 | 79.10 | 7 |
| 1962 | 2.20 | 15 | 2.70 | 18 | 3.10 | 18 | 3.10 | 16 | 4.00 | 20 | 5.70 | 20 | 6.10 | 15 | 7.60 | 13 | 11.90 | 11 | 126.00 | 21 |
| 1963 | 4.80 | 27 | 5.00 | 27 | 5.30 | 26 | 6.10 | 28 | 6.50 | 26 | 7.40 | 23 | 7.60 | 21 | 8.60 | 17 | 14.30 | 13 | 86.10 | 12 |
| 1964 | 2.00 | 11 | 2.10 | 9 | 2.20 | 9 | 2.30 | 8 | 2.80 | 9 | 3.60 | 6 | 3.40 | 4 | 4.00 | 4 | 7.60 | 6 | 60.80 | 4 |
| 1965 | 1.40 | 5 | 1.50 | 5 | 1.60 | 5 | 1.60 | 4 | 2.10 | 4 | 2.60 | 3 | 2.80 | 3 | 3.60 | 3 | 5.80 | 4 | 95.40 | 15 |
| 1966 | 3.60 | 24 | 3.60 | 24 | 3.80 | 23 | 4.20 | 22 | 5.60 | 23 | 12.50 | 27 | 21.20 | 28 | 24.00 | 26 | 28.30 | 21 | 68.60 | 5 |
| 1967 | 2.00 | 12 | 2.20 | 10 | 2.60 | 12 | 2.70 | 10 | 3.40 | 13 | 4.50 | 15 | 7.10 | 19 | 10.60 | 19 | 19.70 | 17 | 114.00 | 19 |
| 1968 | 2.20 | 16 | 2.40 | 15 | 2.90 | 15 | 3.00 | 15 | 3.30 | 12 | 3.80 | 9 | 4.60 | 9 | 5.50 | 9 | 11.10 | 10 | 94.70 | 14 |
| 1969 | 4.40 | 25 | 4.60 | 25 | 4.80 | 25 | 5.90 | 27 | 6.30 | 25 | 7.20 | 22 | 7.50 | 20 | 23.00 | 24 | 43.80 | 25 | 148.00 | 26 |
| 1970 | 8.30 | 29 | 8.60 | 29 | 9.60 | 29 | 12.80 | 29 | 13.70 | 29 | 16.60 | 29 | 29.10 | 29 | 58.20 | 29 | 62.90 | 28 | 107.00 | 18 |
| 1971 | 3.20 | 23 | 3.50 | 23 | 3.80 | 24 | 4.30 | 23 | 4.60 | 22 | 4.90 | 16 | 5.90 | 14 | 7.20 | 11 | 11.00 | 9 | 79.60 | 8 |
| 1972 | 2.50 | 17 | 2.90 | 21 | 3.10 | 19 | 3.20 | 17 | 3.50 | 14 | 3.70 | 7 | 4.00 | 5 | 4.10 | 5 | 6.70 | 5 | 35.10 | 1 |
| 1973 | 2.70 | 20 | 3.20 | 22 | 3.50 | 22 | 3.50 | 19 | 3.70 | 17 | 5.00 | 17 | 8.70 | 22 | 9.80 | 18 | 28.00 | 20 | 134.00 | 23 |

HIGHEST MEAN DISCHARGE, IN CFS, AND RANKING, FOR THE FOLLOWING NUMBER OF CONSECUTIVE DAYS IN YEAR ENDING SEPTEMBER 30

| YEAR | 1 | 3 | 7 | 15 | 30 | 60 | 90 | 120 | 183 | ANNUAL |
|---|---|---|---|---|---|---|---|---|---|---|
| 1944 | 3610.0 10 | 2400.0 8 | 1410.0 7 | 757.0 12 | 497.0 13 | 345.0 13 | 282.0 13 | 221.0 16 | 152.0 19 | 78.5 23 |
| 1945 | 2380.0 18 | 1660.0 17 | 1150.0 15 | 666.0 15 | 482.0 15 | 382.0 8 | 288.0 12 | 266.0 7 | 198.0 12 | 109.0 15 |
| 1946 | 1800.0 23 | 1270.0 22 | 733.0 23 | 396.0 25 | 260.0 26 | 214.0 24 | 220.0 19 | 179.0 21 | 167.0 17 | 102.0 16 |
| 1947 | 3410.0 14 | 2030.0 15 | 1410.0 8 | 773.0 9 | 492.0 14 | 399.0 7 | 316.0 7 | 248.0 13 | 219.0 10 | 120.0 12 |
| 1948 | 1450.0 24 | 905.0 24 | 696.0 24 | 445.0 24 | 381.0 20 | 254.0 20 | 217.0 20 | 187.0 19 | 136.0 22 | 81.5 20 |
| 1949 | 4490.0 7 | 2460.0 7 | 1230.0 13 | 769.0 11 | 694.0 2 | 487.0 2 | 398.0 3 | 332.0 4 | 244.0 5 | 132.0 9 |
| 1950 | 3610.0 11 | 2390.0 9 | 1510.0 4 | 1250.0 1 | 866.0 1 | 625.0 1 | 482.0 1 | 410.0 1 | 298.0 1 | 165.0 2 |
| 1951 | 2290.0 19 | 1490.0 19 | 868.0 20 | 568.0 18 | 359.0 22 | 332.0 14 | 297.0 8 | 282.0 6 | 249.0 4 | 153.0 4 |
| 1952 | 5880.0 2 | 3240.0 2 | 1550.0 3 | 1000.0 3 | 585.0 5 | 484.0 3 | 398.0 4 | 370.0 2 | 294.0 2 | 170.0 1 |
| 1953 | 1450.0 25 | 890.0 26 | 524.0 26 | 353.0 27 | 261.0 25 | 180.0 26 | 183.0 24 | 155.0 25 | 123.0 26 | 65.2 26 |
| 1954 | 381.0 30 | 272.0 30 | 166.0 30 | 98.7 30 | 80.5 30 | 65.5 30 | 51.8 30 | 47.6 30 | 37.7 30 | 20.3 30 |
| 1955 | 960.0 29 | 589.0 29 | 498.0 28 | 299.0 28 | 241.0 28 | 176.0 28 | 147.0 28 | 131.0 28 | 105.0 28 | 58.8 28 |
| 1956 | 4610.0 6 | 2520.0 6 | 1250.0 11 | 712.0 14 | 405.0 18 | 260.0 19 | 213.0 22 | 213.0 17 | 183.0 15 | 133.0 8 |
| 1957 | 4620.0 5 | 2290.0 10 | 1430.0 5 | 870.0 7 | 518.0 10 | 459.0 6 | 366.0 5 | 355.0 3 | 273.0 3 | 150.0 6 |
| 1958 | 3420.0 13 | 1690.0 16 | 1250.0 12 | 739.0 13 | 514.0 11 | 375.0 9 | 297.0 9 | 251.0 10 | 194.0 13 | 155.0 3 |
| 1959 | 3730.0 9 | 2260.0 12 | 1100.0 16 | 597.0 17 | 506.0 12 | 362.0 12 | 279.0 14 | 251.0 11 | 201.0 11 | 118.0 13 |
| 1960 | 2150.0 20 | 1390.0 20 | 849.0 21 | 492.0 21 | 324.0 24 | 206.0 25 | 174.0 25 | 157.0 24 | 135.0 23 | 82.5 19 |
| 1961 | 5700.0 3 | 3470.0 1 | 1820.0 2 | 954.0 5 | 659.0 3 | 465.0 5 | 416.0 2 | 326.0 5 | 220.0 9 | 114.0 14 |
| 1962 | 2820.0 16 | 2080.0 14 | 1060.0 17 | 524.0 20 | 363.0 21 | 243.0 22 | 221.0 18 | 186.0 20 | 159.0 18 | 100.0 17 |
| 1963 | 5560.0 4 | 2950.0 4 | 1410.0 6 | 809.0 8 | 555.0 8 | 315.0 17 | 217.0 21 | 169.0 22 | 129.0 24 | 70.3 24 |
| 1964 | 4130.0 8 | 2520.0 5 | 1350.0 10 | 771.0 10 | 522.0 9 | 474.0 4 | 329.0 6 | 251.0 12 | 170.0 16 | 86.8 18 |
| 1965 | 2960.0 15 | 1580.0 18 | 869.0 19 | 466.0 23 | 388.0 19 | 251.0 21 | 242.0 17 | 198.0 18 | 142.0 20 | 81.2 21 |
| 1966 | 1000.0 28 | 750.0 28 | 461.0 29 | 275.0 29 | 180.0 29 | 140.0 29 | 116.0 29 | 98.6 29 | 83.7 29 | 49.7 29 |
| 1967 | 2780.0 17 | 2210.0 13 | 1370.0 9 | 1040.0 2 | 595.0 4 | 365.0 11 | 291.0 10 | 260.0 8 | 228.0 8 | 129.0 10 |
| 1968 | 6260.0 1 | 3180.0 3 | 1830.0 1 | 981.0 4 | 562.0 7 | 326.0 16 | 263.0 15 | 260.0 9 | 229.0 7 | 133.0 7 |
| 1969 | 3490.0 12 | 2270.0 11 | 1220.0 14 | 870.0 6 | 583.0 6 | 373.0 10 | 290.0 11 | 236.0 14 | 187.0 14 | 129.0 11 |
| 1970 | 1150.0 27 | 787.0 27 | 516.0 27 | 374.0 26 | 243.0 27 | 178.0 27 | 174.0 26 | 154.0 26 | 138.0 21 | 80.4 22 |
| 1971 | 2020.0 21 | 1280.0 21 | 1010.0 18 | 644.0 16 | 435.0 16 | 270.0 18 | 202.0 23 | 164.0 23 | 126.0 25 | 68.2 25 |
| 1972 | 1930.0 22 | 1090.0 23 | 782.0 22 | 534.0 19 | 337.0 23 | 223.0 23 | 174.0 27 | 146.0 27 | 113.0 27 | 62.7 27 |
| 1973 | 1300.0 26 | 894.0 25 | 607.0 25 | 475.0 22 | 421.0 17 | 329.0 15 | 262.0 16 | 234.0 15 | 231.0 6 | 152.0 5 |

STATISTICS CN NCRMAL MCNTHLY MEANS(ALL DAYS)

| CCT | NCV | CEC | JAN | FEB | MARCH | APRIL | MAY | JUNE | JULY | AUG | SEPT |
|---|---|---|---|---|---|---|---|---|---|---|---|
| BY FCWS(MEAN,VARIANCE,STANDARD DEVIATION, SKEWNESS, COEFF. OF VARIATION,PERCENTAGE OF AVERAGE FLOW) | | | | | | | | | | | |
| 0.1389E+C2 | 0.6575E+02 | 0.1048E+03 | 0.1750E+C3 | 0.1760E+03 | 0.2097E+03 | 0.1796E+03 | 0.1361E+03 | 0.9595E+02 | 0.7110E+02 | 0.1923E+02 | 0.1634E+02 |
| 0.3722E+03 | 0.1026E+05 | 0.1569E+05 | C.4C08E+05 | 0.1416E+05 | 0.1654E+05 | 0.1711E+05 | C.1701E+05 | 0.1320E+05 | 0.8512E+04 | 0.5934E+03 | 0.4839E+03 |
| 0.1929E+02 | 0.1013E+03 | 0.1253E+03 | 0.2002E+03 | 0.1190E+C3 | 0.1286E+03 | 0.1308E+03 | 0.1304E+03 | 0.1149E+03 | 0.9226E+02 | 0.2436E+02 | 0.2200E+02 |
| 0.2676E+01 | 0.2006E+01 | 0.1653E+01 | 0.2025E+01 | C.5518E+00 | 0.7786E+00 | C.1081E+01 | 0.1854E+01 | 0.1946E+01 | 0.1598E+01 | 0.2692E+01 | 0.2156E+01 |
| 0.1389E+C1 | 0.1541E+J1 | 0.1196E+01 | 0.1144E+01 | 0.6762E+00 | 0.6133E+00 | 0.7285E+00 | 0.9581E+00 | 0.1198E+01 | 0.1298E+01 | 0.1267E+01 | 0.1346E+01 |
| 0.1100E+G1 | C.5204E+01 | C.8293E+01 | 0.1385E+02 | 0.1393E+02 | 0.1660E+02 | 0.1421E+02 | 0.1078E+02 | 0.7594E+01 | 0.5628E+01 | 0.1522E+01 | 0.1294E+01 |

STATISTICS CN NORMAL ANNUAL MEANS(ALL CAYS)

| MEAN | VARIANCE | STANDARD DEVIATION | SKEWNESS | COEFF. OF VARIATION | SERIAL CORR |
|---|---|---|---|---|---|
| 0.1049E+G3 | 0.1456E+04 | 0.3816E+02 | -0.1123E+00 | 0.3637E+00 | 0.3902E+00 |

STATISTICS ON LOG MONTHLY MEANS(ALL DAYS)

| OCT | NOV | DEC | JAN | FEB | MARCH | APRIL | MAY | JUNE | JULY | AUG | SEPT |
|---|---|---|---|---|---|---|---|---|---|---|---|
| BY ROWS(MEAN,VARIANCE,STANDARD DEVIATION, SKEWNESS, COEFF. OF VARIATION,PERCENTAGE OF AVERAGE FLOW) | | | | | | | | | | | |
| 0.8906E+00 | 0.1349E+01 | 0.1655E+01 | 0.1998E+01 | 0.2104E+01 | 0.2232E+01 | 0.2135E+01 | 0.1985E+01 | 0.1729E+01 | 0.1507E+01 | 0.1050E+01 | 0.9544E+00 |
| 0.1874E+00 | 0.4187E+00 | 0.4259E+00 | 0.2398E+00 | 0.1700E+00 | 0.9017E-01 | 0.1177E+00 | 0.1233E+00 | 0.2183E+00 | 0.3317E+00 | 0.1900E+00 | 0.1964E+00 |
| 0.4328E+00 | 0.6471E+00 | 0.6526E+00 | 0.4896E+00 | 0.4123E+00 | 0.3003E+00 | 0.3431E+00 | 0.3512E+00 | 0.4672E+00 | 0.5759E+00 | 0.4359E+00 | 0.4432E+00 |
| 0.9311E+00 | 0.5798E+00 | -0.3096E+00 | -0.9684E-01 | -0.9719E+00 | -0.4330E+00 | -0.2318E+00 | 0.5316E+00 | 0.4803E+00 | 0.9142E-01 | 0.6145E+00 | 0.8743E+00 |
| 0.9860E+00 | 0.4798E+00 | 0.3944E+00 | 0.2451E+00 | 0.1959E+00 | 0.1345E+00 | 0.1607E+00 | 0.1769E+00 | 0.2702E+00 | 0.3823E+00 | 0.4152E+00 | 0.4644E+00 |
| 0.4546E+01 | 0.6885E+01 | 0.8447E+01 | 0.1020E+02 | 0.1074E+02 | 0.1140E+02 | 0.1090E+02 | 0.1013E+02 | 0.8826E+01 | 0.7691E+01 | 0.5360E+01 | 0.4872E+01 |

STATISTICS ON LOG ANNUAL MEANS(ALL DAYS)

| MEAN | VARIANCE | STANDARD DEVIATION | SKEWNESS | COEFF. OF VARIATION | SERIAL CORR |
|---|---|---|---|---|---|
| 0.1985E+01 | 0.3832E-01 | 0.1957E+00 | -0.1452E+01 | 0.9860E-01 | 0.3619E+00 |

ANNUAL PEAKS

| | |
|---|---|
| 1943 | 3700 |
| 1944 | 4290 |
| 1945 | 4290 |
| 1946 | 2510 |
| 1947 | 4390 |
| 1948 | 1650 |
| 1949 | 5190 |
| 1950 | 4090 |
| 1951 | 2730 |
| 1952 | 10700 |
| 1953 | 2080 |
| 1954 | 443 |
| 1955 | 1110 |
| 1956 | 7790 |
| 1957 | 6510 |
| 1958 | 4350 |
| 1959 | 6270 |
| 1960 | 3070 |
| 1961 | 8690 |
| 1962 | 4350 |
| 1963 | 8230 |
| 1964 | 6510 |
| 1965 | 3650 |
| 1966 | 1230 |
| 1967 | 5210 |
| 1968 | 9290 |
| 1969 | 4340 |
| 1970 | 1450 |
| 1971 | 2490 |
| 1972 | 2180 |
| 1973 | 2210 |

## 03362500 Sugar Creek near Edinburg, Ind.

LOCATION.--Lat 39°21'39", long 85°59'51", in SW¼SE¼ sec.29, T.11 N., R.5 E., Johnson County, on left bank 50 ft (15 m) upstream from highway bridge in Camp Atterbury, 1.2 miles (1.9 km) upstream from confluence with Blue River, and 1.5 miles (2.4 km) northwest of Edinburg.

DRAINAGE AREA.--474 mi² (1,228 km²).

### DURATION TABLE OF DAILY DISCHARGE FOR YEAR ENDING SEPTEMBER 30

| CLASS | 0 | 1 | 2 | 3 | 4 | 5 | 6 | 7 | 8 | 9 | 10 | 11 | 12 | 13 | 14 | 15 | 16 | 17 | 18 | 19 | 20 | 21 | 22 | 23 | 24 | 25 | 26 | 27 | 28 | 29 | 30 | 31 | 32 | 33 | 34 | |
|---|---|---|---|---|---|---|---|---|---|---|---|---|---|---|---|---|---|---|---|---|---|---|---|---|---|---|---|---|---|---|---|---|---|---|---|---|
| YEAR | NUMBER OF DAYS IN CLASS | | | | | | | | | | | | | | | | | | | | | | | | | | | | | | | | | | | CFS-DAYS |
| 1943 | | | | | | | 4 | 14 | 7 | 16 | 8 | 9 | 8 | 19 | 13 | 23 | 12 | 9 | 9 | 7 | 3 | 2 | 5 | 2 | 3 | 3 | 1 | 2 | 1 | 2 | 1 | | | | | 86586.0 |
| 1944 | | | | | 31 | 20 | 17 | 50 | 64 | 34 | 15 | 11 | 10 | 3 | 7 | 6 | 10 | 12 | 20 | 12 | 9 | 10 | 5 | 5 | 2 | 4 | 1 | 2 | 2 | 2 | | 1 | 1 | | | 128080.0 |
| 1945 | | | | | 19 | 19 | 32 | 41 | 24 | 13 | 20 | 13 | 28 | 12 | 9 | 12 | 17 | 21 | 16 | 11 | 11 | 6 | 10 | 5 | 4 | 5 | 7 | 5 | 4 | | 1 | | | | | 154407.0 |
| 1946 | | | | | 3 | 7 | 9 | 12 | 17 | 11 | 17 | 25 | 35 | 22 | 33 | 21 | 18 | 16 | 22 | 23 | 15 | 13 | 13 | 8 | 5 | 7 | 6 | 3 | 4 | | | | | | | 175883.0 |
| 1947 | | | | | 1 | 13 | 5 | 13 | 12 | 19 | 15 | 16 | 29 | 29 | 16 | 23 | 20 | 28 | 12 | 28 | 25 | 15 | 14 | 9 | 5 | | 11 | | 3 | 3 | | 1 | | | | 196591.0 |
| 1948 | | | | | | | 1 | 18 | 21 | 29 | 61 | 43 | 36 | 14 | 20 | 20 | 10 | 12 | 12 | 12 | 10 | 11 | 4 | 7 | 5 | 5 | 4 | 6 | 4 | | 1 | | | | | 154503.0 |
| 1949 | | | | | | | | 10 | 12 | 25 | 27 | 28 | 25 | 18 | 25 | 28 | 22 | 24 | 22 | 24 | 15 | 12 | 14 | 8 | 4 | | 9 | 3 | 3 | 3 | 2 | | 2 | | | 220737.0 |
| 1950 | | | | | | | | | 4 | 22 | 53 | 23 | 20 | 8 | 11 | 31 | 18 | 27 | 27 | 17 | 20 | 21 | 12 | 9 | 5 | 6 | 6 | 3 | 6 | 8 | 3 | 2 | 2 | 1 | | 310011.0 |
| 1951 | | | | | | | 13 | 16 | 13 | 7 | 22 | 20 | 20 | 13 | 17 | 27 | 26 | 32 | 16 | 15 | 21 | 15 | 11 | 22 | 19 | 8 | 3 | 2 | 4 | 2 | 1 | | | | | 228798.0 |
| 1952 | | | | | | | 17 | 32 | 19 | 30 | 7 | 7 | 17 | 22 | 13 | 17 | 14 | 20 | 20 | 21 | 22 | 19 | 19 | 12 | 11 | 12 | 3 | 8 | 2 | | | 1 | | 1 | | 235564.0 |
| 1953 | | | | | 4 | 16 | 13 | 40 | 23 | 11 | 16 | 20 | 26 | 15 | 22 | 25 | 18 | 36 | 22 | 15 | 15 | 3 | 7 | 7 | 4 | 4 | 1 | 1 | | | 1 | | | | | 121020.0 |
| 1954 | 8 | 7 | 18 | 16 | 58 | 30 | 44 | 17 | 17 | 10 | 16 | 14 | 20 | 11 | 17 | 12 | 14 | 9 | 7 | 7 | 4 | 4 | 3 | | 2 | | | | | | | | | | | 58509.4 |
| 1955 | 4 | 3 | 1 | 2 | 20 | 7 | 38 | 45 | 6 | 14 | 11 | 26 | 19 | 19 | 24 | 20 | 22 | 19 | 23 | 13 | 7 | 8 | 5 | 8 | 1 | | | | | | | | | | | 106555.8 |
| 1956 | | | | | | | | 10 | 10 | 13 | 19 | 20 | 37 | 16 | 21 | 38 | 24 | 25 | 26 | 19 | 16 | 13 | 21 | 8 | 10 | 7 | 1 | 2 | 5 | 1 | 1 | 1 | | | 2 | 242306.0 |
| 1957 | | | | | | | 30 | 21 | 14 | 27 | 19 | 21 | 23 | 8 | 32 | 28 | 20 | 19 | 12 | 18 | 17 | 12 | 10 | 7 | 4 | 4 | 6 | 3 | 2 | 4 | 2 | 2 | | | | 202510.0 |
| 1958 | | | | | | | | 4 | 11 | 6 | 10 | 7 | 19 | 29 | 46 | 46 | 27 | 34 | 16 | 19 | 18 | 7 | 15 | 10 | 11 | 6 | 6 | 4 | 11 | | 3 | | | | | 251118.0 |
| 1959 | | | | | | | 2 | 17 | 16 | 17 | 15 | 19 | 33 | 27 | 19 | 25 | 20 | 32 | 24 | 26 | 18 | 14 | 15 | 6 | 6 | 6 | 1 | 2 | 1 | 2 | | | 2 | | | 190020.0 |
| 1960 | | | | | | | | | 14 | 41 | 16 | 36 | 22 | 36 | 39 | 35 | 26 | 27 | 14 | 18 | 11 | 7 | 7 | 4 | 4 | 1 | 3 | 2 | 1 | 2 | | | | | | 133552.0 |
| 1961 | | | | | | 7 | 4 | 22 | 43 | 49 | 58 | 21 | 16 | 6 | 13 | 20 | 11 | 16 | 12 | 6 | 7 | 7 | 8 | 5 | 9 | 10 | 1 | 2 | 3 | 3 | 1 | 4 | | 1 | | 203506.0 |
| 1962 | | | | | | | 9 | 14 | 9 | 28 | 31 | 23 | 30 | 27 | 38 | 31 | 25 | 26 | 18 | 14 | 5 | 9 | 3 | 7 | 4 | 5 | 4 | | 4 | 1 | | | | | | 141175.0 |
| 1963 | | | | | | 5 | 8 | 7 | 14 | 68 | 65 | 33 | 28 | 18 | 21 | 21 | 10 | 12 | 10 | 6 | 7 | 10 | 4 | 4 | 2 | 4 | 2 | 1 | 2 | | 1 | | | 2 | | 130784.0 |
| 1964 | | | | | 7 | 40 | 53 | 53 | 19 | 27 | 22 | 24 | 23 | 7 | 6 | 9 | 12 | 12 | 8 | 6 | 6 | 4 | 2 | 6 | 6 | 3 | 2 | 1 | 2 | | 2 | 2 | 2 | | | 140286.0 |
| 1965 | | | | | 18 | 11 | 17 | 38 | 32 | 34 | 14 | 11 | 30 | 20 | 14 | 18 | 14 | 16 | 13 | 12 | 13 | 6 | 9 | 7 | 5 | 8 | 1 | 1 | 2 | | 1 | | | | | 128876.0 |
| 1966 | | | | | | 6 | 10 | 21 | 30 | 44 | 45 | 47 | 37 | 21 | 14 | 25 | 18 | 14 | 5 | 7 | 5 | 4 | 6 | 1 | 1 | 3 | 1 | | | | | | | | | 73940.0 |
| 1967 | | | | | 8 | 15 | 22 | 13 | 35 | 23 | 11 | 5 | 9 | 12 | 22 | 18 | 25 | 31 | 17 | 20 | 16 | 15 | 13 | 10 | 8 | 5 | 4 | 3 | | 3 | | 2 | | | | 191787.0 |
| 1968 | | | | | 4 | 1 | 8 | 10 | 16 | 19 | 25 | 25 | 26 | 28 | 19 | 20 | 16 | 29 | 21 | 19 | 19 | 12 | 13 | 12 | 5 | 3 | 4 | 2 | 2 | 4 | 1 | 1 | | 2 | | 221389.0 |
| 1969 | | | | | | | | | 1 | 44 | 27 | 17 | 9 | 10 | 34 | 52 | 30 | 27 | 20 | 17 | 11 | 11 | 24 | 3 | 5 | 4 | 6 | 6 | 1 | 1 | 1 | 1 | 2 | 1 | | 228484.0 |
| 1970 | | | | | | | | 2 | 21 | 25 | 22 | 26 | 22 | 25 | 37 | 29 | 30 | 33 | 18 | 16 | 15 | 11 | 12 | 5 | 6 | 3 | 4 | 2 | 1 | | | | | | | 147440.0 |
| 1971 | | | | | | | | 6 | 15 | 29 | 45 | 51 | 37 | 25 | 26 | 35 | 16 | 18 | 10 | 12 | 12 | 7 | 4 | 4 | 1 | 2 | 2 | 2 | 5 | | 1 | | | | | 127495.0 |
| 1972 | | | | | | | | | 1 | 63 | 36 | 26 | 18 | 15 | 31 | 42 | 36 | 30 | 16 | 8 | 11 | 5 | 7 | 3 | 6 | 6 | 2 | 3 | 1 | | | | | | | 132742.0 |
| 1973 | | | | | | | | | | | 10 | 21 | 25 | 17 | 22 | 25 | 34 | 28 | 20 | 29 | 32 | 21 | 14 | 18 | 19 | 10 | 6 | 7 | 6 | 1 | | | | | | 278295.0 |

| CLASS | CFS | TOTAL | ACCUM | PERCT | CLASS | CFS | TOTAL | ACCUM | PERCT | CLASS | CFS | TOTAL | ACCUM | PERCT | CLASS | CFS | TOTAL | ACCUM | PERCT |
|---|---|---|---|---|---|---|---|---|---|---|---|---|---|---|---|---|---|---|---|
| 0 | 0.00 | 0 | 11141 | 100.0 | 9 | 55.00 | 797 | 9293 | 83.4 | 18 | 420.0 | 506 | 2973 | 26.7 | 27 | 3100 | 78 | 265 | 2.3 |
| 1 | 9.10 | 12 | 11141 | 100.0 | 10 | 69.00 | 775 | 8496 | 76.3 | 19 | 520.0 | 487 | 2467 | 22.1 | 28 | 3900 | 82 | 187 | 1.6 |
| 2 | 12.00 | 10 | 11129 | 99.9 | 11 | 87.00 | 675 | 7721 | 69.3 | 20 | 650.0 | 425 | 1980 | 17.8 | 29 | 4900 | 42 | 105 | .9 |
| 3 | 14.00 | 19 | 11119 | 99.8 | 12 | 110.00 | 738 | 7046 | 63.2 | 21 | 810.0 | 313 | 1555 | 14.0 | 30 | 6100 | 24 | 63 | .5 |
| 4 | 18.00 | 113 | 11100 | 99.6 | 13 | 140.00 | 561 | 6308 | 56.6 | 22 | 1000.0 | 313 | 1242 | 11.1 | 31 | 7700 | 18 | 39 | .3 |
| 5 | 23.00 | 238 | 10987 | 98.6 | 14 | 170.00 | 670 | 5747 | 51.6 | 23 | 1300.0 | 222 | 929 | 8.3 | 32 | 9600 | 11 | 21 | .1 |
| 6 | 28.00 | 311 | 10749 | 96.5 | 15 | 210.00 | 791 | 5077 | 45.6 | 24 | 1600.0 | 187 | 707 | 6.3 | 33 | 12000 | 8 | 10 | |
| 7 | 35.00 | 566 | 10438 | 93.7 | 16 | 270.00 | 611 | 4286 | 38.5 | 25 | 2000.0 | 147 | 520 | 4.7 | 34 | 15000 | 2 | 2 | |
| 8 | 44.00 | 579 | 9872 | 88.6 | 17 | 330.00 | 702 | 3675 | 33.0 | 26 | 2500.0 | 108 | 373 | 3.3 | | | | | |

### LOWEST MEAN DISCHARGE, IN CFS, AND RANKING, FOR THE FOLLOWING NUMBER OF CONSECUTIVE DAYS IN YEAR ENDING MARCH 31

| YEAR | 1 | | 3 | | 7 | | 14 | | 30 | | 60 | | 90 | | 120 | | 183 | | ANNUAL | |
|---|---|---|---|---|---|---|---|---|---|---|---|---|---|---|---|---|---|---|---|---|
| 1944 | 30.00 | 12 | 31.30 | 12 | 34.60 | 13 | 38.30 | 15 | 40.20 | 14 | 45.50 | 14 | 49.60 | 12 | 52.30 | 9 | 62.40 | 6 | 362.00 | 9 |
| 1945 | 18.00 | 4 | 18.00 | 3 | 19.30 | 2 | 20.10 | 2 | 21.50 | 2 | 23.10 | 2 | 27.50 | 4 | 28.80 | 2 | 31.60 | 1 | 405.00 | 14 |
| 1946 | 51.00 | 26 | 51.30 | 25 | 53.00 | 22 | 54.20 | 22 | 60.10 | 23 | 109.00 | 28 | 119.00 | 27 | 235.00 | 28 | 240.00 | 24 | 576.00 | 20 |
| 1947 | 20.00 | 6 | 21.00 | 6 | 23.30 | 6 | 24.90 | 8 | 26.50 | 7 | 31.30 | 7 | 37.70 | 7 | 47.90 | 7 | 88.80 | 12 | 341.00 | 6 |
| 1948 | 47.00 | 21 | 50.30 | 23 | 54.90 | 25 | 57.40 | 25 | 64.40 | 26 | 74.40 | 24 | 80.50 | 22 | 91.10 | 20 | 152.00 | 20 | 593.00 | 22 |
| 1949 | 34.00 | 16 | 35.30 | 16 | 36.90 | 16 | 41.10 | 17 | 41.70 | 15 | 45.20 | 13 | 56.80 | 15 | 126.00 | 24 | 155.00 | 21 | 689.00 | 27 |
| 1950 | 47.00 | 22 | 49.70 | 22 | 50.70 | 21 | 53.30 | 21 | 63.00 | 25 | 87.70 | 26 | 102.00 | 25 | 113.00 | 22 | 133.00 | 19 | 734.00 | 29 |
| 1951 | 55.00 | 27 | 58.30 | 29 | 62.70 | 29 | 64.80 | 28 | 71.60 | 28 | 100.00 | 27 | 157.00 | 28 | 148.00 | 25 | 286.00 | 27 | 661.00 | 25 |
| 1952 | 28.00 | 11 | 29.70 | 11 | 30.00 | 11 | 30.90 | 11 | 33.60 | 9 | 35.90 | 9 | 40.60 | 8 | 61.00 | 14 | 157.00 | 22 | 617.00 | 23 |
| 1953 | 32.00 | 13 | 34.70 | 14 | 37.30 | 17 | 38.60 | 16 | 39.90 | 13 | 43.70 | 12 | 52.30 | 13 | 53.10 | 10 | 84.50 | 10 | 374.00 | 10 |
| 1954 | 17.00 | 2 | 18.00 | 4 | 19.40 | 3 | 21.50 | 5 | 22.90 | 4 | 24.50 | 4 | 27.40 | 2 | 32.80 | 5 | 45.00 | 4 | 225.00 | 1 |
| 1955 | 9.20 | 1 | 9.60 | 1 | 10.10 | 1 | 11.70 | 1 | 12.40 | 1 | 17.50 | 1 | 19.70 | 1 | 28.20 | 1 | 33.60 | 2 | 257.00 | 3 |
| 1956 | 23.00 | 7 | 23.00 | 7 | 24.10 | 7 | 24.90 | 6 | 28.60 | 8 | 52.10 | 17 | 110.00 | 26 | 165.00 | 26 | 246.00 | 25 | 521.00 | 18 |
| 1957 | 32.00 | 14 | 32.30 | 13 | 33.30 | 12 | 33.70 | 12 | 34.00 | 10 | 35.10 | 8 | 40.80 | 9 | 49.20 | 8 | 80.90 | 9 | 376.00 | 11 |
| 1958 | 42.00 | 20 | 42.70 | 20 | 43.70 | 20 | 44.50 | 19 | 56.70 | 20 | 65.40 | 20 | 74.90 | 19 | 102.00 | 21 | 343.00 | 29 | 698.00 | 28 |
| 1959 | 106.00 | 30 | 109.00 | 30 | 122.00 | 30 | 141.00 | 30 | 148.00 | 30 | 188.00 | 30 | 295.00 | 30 | 302.00 | 30 | 504.00 | 30 | 808.00 | 30 |
| 1960 | 33.00 | 15 | 35.00 | 15 | 35.40 | 14 | 36.10 | 13 | 41.90 | 16 | 51.70 | 16 | 62.50 | 16 | 70.90 | 16 | 102.00 | 17 | 361.00 | 8 |
| 1961 | 36.00 | 18 | 38.00 | 18 | 40.30 | 18 | 42.80 | 18 | 44.20 | 18 | 49.30 | 15 | 54.00 | 14 | 57.60 | 12 | 70.90 | 8 | 394.00 | 12 |
| 1962 | 26.00 | 10 | 26.30 | 10 | 26.40 | 10 | 30.30 | 10 | 38.70 | 12 | 40.70 | 11 | 47.30 | 11 | 59.20 | 13 | 87.50 | 11 | 585.00 | 21 |
| 1963 | 48.00 | 23 | 49.00 | 21 | 53.30 | 23 | 57.20 | 24 | 59.30 | 22 | 74.20 | 23 | 79.30 | 20 | 76.60 | 17 | 93.10 | 16 | 347.00 | 7 |
| 1964 | 23.00 | 8 | 24.00 | 8 | 24.60 | 8 | 24.90 | 7 | 26.00 | 6 | 29.20 | 6 | 31.30 | 5 | 32.00 | 4 | 44.80 | 3 | 288.00 | 4 |
| 1965 | 18.00 | 3 | 18.00 | 2 | 19.40 | 4 | 20.70 | 3 | 22.10 | 3 | 23.90 | 3 | 27.50 | 3 | 31.70 | 3 | 61.50 | 5 | 422.00 | 15 |

LOWEST MEAN DISCHARGE, IN CFS, AND RANKING, FOR THE FOLLOWING NUMBER OF CONSECUTIVE DAYS IN YEAR ENDING MARCH 31

| YEAR | 1 | 3 | 7 | 14 | 30 | 60 | 90 | 120 | 183 | ANNUAL |
|---|---|---|---|---|---|---|---|---|---|---|
| 1966 | 35.00 17 | 35.70 17 | 36.90 15 | 38.10 14 | 43.50 17 | 64.20 19 | 80.50 21 | 81.50 19 | 92.20 15 | 291.00 5 |
| 1967 | 24.00 9 | 24.70 9 | 26.10 9 | 29.00 9 | 34.50 11 | 40.00 10 | 46.20 10 | 53.60 11 | 90.40 13 | 446.00 17 |
| 1968 | 19.00 5 | 19.70 5 | 21.00 5 | 21.50 4 | 23.40 5 | 27.70 5 | 33.40 6 | 39.30 6 | 64.70 7 | 422.00 16 |
| 1969 | 55.00 28 | 57.70 27 | 59.90 26 | 60.60 26 | 61.50 24 | 68.00 22 | 94.30 23 | 178.00 27 | 246.00 26 | 686.00 26 |
| 1970 | 50.00 24 | 56.30 26 | 60.40 28 | 69.70 29 | 87.80 29 | 112.00 29 | 171.00 29 | 284.00 29 | 320.00 28 | 540.00 19 |
| 1971 | 40.00 19 | 40.70 19 | 42.00 19 | 46.10 20 | 50.10 19 | 57.00 18 | 67.00 17 | 77.80 18 | 90.70 14 | 401.00 13 |
| 1972 | 50.00 25 | 50.70 24 | 54.00 24 | 54.30 23 | 58.30 21 | 65.70 21 | 68.40 18 | 68.00 15 | 108.00 18 | 246.00 2 |
| 1973 | 58.00 29 | 58.00 28 | 60.30 27 | 64.60 27 | 69.70 27 | 79.80 25 | 101.00 24 | 118.00 23 | 202.00 23 | 661.00 24 |

HIGHEST MEAN DISCHARGE, IN CFS, AND RANKING, FOR THE FOLLOWING NUMBER OF CONSECUTIVE DAYS IN YEAR ENDING SEPTEMBER 30

| YEAR | 1 | 3 | 7 | 15 | 30 | 60 | 90 | 120 | 183 | ANNUAL |
|---|---|---|---|---|---|---|---|---|---|---|
| 1944 | 10600.0 10 | 8150.0 10 | 5650.0 5 | 3180.0 9 | 2130.0 9 | 1540.0 10 | 1210.0 12 | 961.0 18 | 659.0 20 | 350.0 25 |
| 1945 | 6310.0 19 | 4420.0 22 | 3250.0 20 | 2320.0 19 | 1760.0 17 | 1410.0 14 | 1110.0 17 | 1030.0 14 | 760.0 16 | 423.0 16 |
| 1946 | 4480.0 25 | 3970.0 24 | 3410.0 18 | 1990.0 21 | 1330.0 24 | 1030.0 23 | 1020.0 20 | 835.0 21 | 775.0 15 | 482.0 15 |
| 1947 | 9230.0 12 | 6580.0 14 | 4570.0 13 | 2720.0 16 | 1700.0 19 | 1500.0 12 | 1250.0 9 | 1010.0 15 | 914.0 10 | 539.0 12 |
| 1948 | 6170.0 20 | 4690.0 20 | 3800.0 17 | 2480.0 17 | 2190.0 8 | 1370.0 15 | 1120.0 15 | 981.0 17 | 728.0 18 | 422.0 17 |
| 1949 | 10200.0 11 | 8280.0 9 | 4720.0 12 | 3140.0 10 | 2860.0 3 | 2060.0 3 | 1740.0 3 | 1450.0 3 | 1070.0 4 | 605.0 8 |
| 1950 | 12700.0 6 | 9520.0 5 | 6280.0 2 | 5610.0 1 | 4140.0 1 | 3110.0 1 | 2410.0 1 | 2020.0 1 | 1520.0 1 | 849.0 1 |
| 1951 | 7680.0 15 | 5520.0 16 | 3380.0 19 | 2470.0 18 | 1540.0 21 | 1370.0 16 | 1240.0 10 | 1160.0 7 | 1050.0 5 | 627.0 6 |
| 1952 | 12500.0 7 | 8100.0 11 | 4310.0 14 | 3260.0 8 | 1990.0 12 | 1530.0 11 | 1430.0 5 | 1310.0 5 | 1090.0 3 | 644.0 5 |
| 1953 | 6900.0 16 | 4450.0 21 | 2530.0 25 | 1610.0 26 | 1160.0 26 | 797.0 26 | 791.0 25 | 674.0 26 | 577.0 26 | 332.0 27 |
| 1954 | 2190.0 29 | 1870.0 29 | 1280.0 30 | 1020.0 29 | 786.0 29 | 561.0 29 | 453.0 30 | 403.0 29 | 291.0 30 | 160.0 30 |
| 1955 | 2010.0 30 | 1770.0 30 | 1650.0 28 | 1180.0 28 | 977.0 28 | 778.0 27 | 645.0 28 | 593.0 28 | 493.0 28 | 292.0 28 |
| 1956 | 19200.0 1 | 11100.0 1 | 5930.0 4 | 2990.0 13 | 1740.0 18 | 1190.0 20 | 959.0 22 | 1090.0 10 | 861.0 13 | 662.0 4 |
| 1957 | 8960.0 13 | 6920.0 13 | 4870.0 11 | 3020.0 11 | 1830.0 15 | 1720.0 6 | 1460.0 4 | 1320.0 4 | 1020.0 7 | 555.0 11 |
| 1958 | 6900.0 17 | 6130.0 15 | 4050.0 16 | 3000.0 12 | 1800.0 16 | 1740.0 5 | 1330.0 7 | 1170.0 6 | 888.0 11 | 688.0 3 |
| 1959 | 10800.0 9 | 8850.0 8 | 5100.0 9 | 2780.0 14 | 2330.0 6 | 1600.0 8 | 1240.0 11 | 1100.0 9 | 868.0 12 | 521.0 14 |
| 1960 | 5470.0 23 | 4080.0 23 | 3020.0 22 | 1810.0 23 | 1190.0 25 | 778.0 28 | 681.0 27 | 611.0 27 | 568.0 27 | 365.0 21 |
| 1961 | 14600.0 2 | 10800.0 3 | 6140.0 3 | 4230.0 2 | 2960.0 2 | 2120.0 2 | 1930.0 2 | 1530.0 2 | 1050.0 6 | 558.0 10 |
| 1962 | 4980.0 24 | 3810.0 25 | 2330.0 26 | 1720.0 25 | 1590.0 20 | 1080.0 21 | 979.0 21 | 805.0 22 | 617.0 23 | 387.0 19 |
| 1963 | 13500.0 4 | 10700.0 4 | 5530.0 7 | 3310.0 5 | 2520.0 4 | 1560.0 9 | 1120.0 16 | 882.0 20 | 634.0 21 | 358.0 23 |
| 1964 | 10900.0 8 | 8900.0 7 | 5630.0 6 | 3260.0 6 | 2120.0 10 | 1920.0 4 | 1360.0 6 | 1040.0 13 | 729.0 17 | 383.0 20 |
| 1965 | 6760.0 18 | 5240.0 17 | 3040.0 21 | 1730.0 24 | 1460.0 22 | 1080.0 22 | 1070.0 18 | 887.0 19 | 632.0 22 | 353.0 24 |
| 1966 | 2900.0 28 | 2250.0 28 | 1540.0 29 | 962.0 30 | 675.0 30 | 531.0 30 | 453.0 29 | 395.0 30 | 336.0 29 | 203.0 29 |
| 1967 | 8770.0 14 | 7730.0 12 | 5340.0 8 | 3260.0 7 | 2120.0 11 | 1280.0 18 | 1060.0 19 | 1010.0 16 | 930.0 9 | 525.0 13 |
| 1968 | 13900.0 3 | 11000.0 2 | 6740.0 1 | 3880.0 3 | 2290.0 7 | 1370.0 17 | 1170.0 14 | 1130.0 8 | 992.0 8 | 605.0 9 |
| 1969 | 12800.0 5 | 9230.0 6 | 4910.0 10 | 3440.0 4 | 2500.0 5 | 1640.0 7 | 1260.0 8 | 1050.0 12 | 844.0 14 | 626.0 7 |
| 1970 | 3990.0 27 | 3130.0 27 | 2290.0 27 | 1550.0 27 | 1080.0 27 | 822.0 25 | 824.0 24 | 744.0 24 | 668.0 19 | 404.0 18 |
| 1971 | 6110.0 21 | 5120.0 18 | 4180.0 15 | 2770.0 15 | 1940.0 13 | 1240.0 19 | 937.0 23 | 767.0 23 | 599.0 24 | 349.0 26 |
| 1972 | 4350.0 26 | 3370.0 26 | 2570.0 24 | 1970.0 22 | 1390.0 23 | 968.0 24 | 780.0 26 | 680.0 25 | 591.0 25 | 363.0 22 |
| 1973 | 5840.0 22 | 4720.0 19 | 2880.0 23 | 2140.0 20 | 1900.0 14 | 1460.0 13 | 1180.0 13 | 1070.0 11 | 1100.0 2 | 762.0 2 |

STATISTICS CN NORMAL MONTHLY MEANS(ALL DAYS)

| CCT | NCV | DEC | JAN | FEB | MARCH | APRIL | MAY | JUNE | JULY | AUG | SEPT |
|---|---|---|---|---|---|---|---|---|---|---|---|
| BY ROWS(MEAN,VARIANCE,STANDARD DEVIATION, SKEWNESS, COEFF. OF VARIATION,PERCENTAGE OF AVERAGE FLOW) | | | | | | | | | | | |
| 0.9772E+02 | 0.2906E+03 | 0.4455E+03 | 0.7548E+03 | 0.7851E+03 | 0.9473E+03 | 0.8714E+03 | 0.5996E+03 | 0.4427E+03 | 0.3143E+03 | 0.1374E+03 | 0.8934E+02 |
| 0.1302E+05 | 0.1810E+06 | 0.2282E+06 | 0.7329E+06 | 0.3060E+06 | 0.3056E+06 | 0.2906E+06 | 0.2361E+06 | 0.1661E+06 | 0.1186E+06 | 0.3716E+05 | 0.6524E+04 |
| 0.1141E+03 | 0.4255E+03 | 0.4777E+03 | 0.8561E+03 | 0.5532E+03 | 0.5528E+03 | 0.5391E+03 | 0.4859E+03 | 0.4075E+03 | 0.3443E+03 | 0.1928E+03 | 0.8077E+02 |
| 0.2653E+01 | 0.2338E+01 | 0.1503E+01 | 0.2470E+01 | 0.8388E+00 | 0.7812E+00 | 0.7076E+00 | 0.1628E+01 | 0.1523E+01 | 0.2238E+01 | 0.3982E+01 | 0.2199E+01 |
| 0.1168E+01 | 0.1464E+01 | 0.1072E+01 | 0.1134E+01 | 0.7046E+00 | 0.5835E+00 | 0.6186E+00 | 0.8104E+00 | 0.9205E+00 | 0.1096E+01 | 0.1402E+01 | 0.9041E+00 |
| 0.1692E+01 | 0.5030E+01 | 0.7713E+01 | 0.1307E+02 | 0.1359E+02 | 0.1640E+02 | 0.1509E+02 | 0.1038E+02 | 0.7665E+01 | 0.5441E+01 | 0.2380E+01 | 0.1547E+01 |

STATISTICS CN NORMAL ANNUAL MEANS(ALL DAYS)

| MEAN | VARIANCE | STANDARD DEVIATION | SKEWNESS | COEFF. OF VARIATION | SERIAL CORR |
|---|---|---|---|---|---|
| 0.4797E+03 | 0.2659E+05 | 0.1631E+03 | 0.2264E+00 | 0.3399E+00 | 0.3487E+00 |

STATISTICS ON LOG MONTHLY MEANS(ALL DAYS)

| OCT | NOV | DEC | JAN | FEB | MARCH | APRIL | MAY | JUNE | JULY | AUG | SEPT |
|---|---|---|---|---|---|---|---|---|---|---|---|
| BY ROWS(MEAN,VARIANCE,STANDARD DEVIATION, SKEWNESS, COEFF. OF VARIATION,PERCENTAGE OF AVERAGE FLOW) | | | | | | | | | | | |
| 0.1823E+01 | 0.2130E+01 | 0.2385E+01 | 0.2660E+01 | 0.2767E+01 | 0.2897E+01 | 0.2846E+01 | 0.2672E+01 | 0.2484E+01 | 0.2308E+01 | 0.1960E+01 | 0.1822E+01 |
| 0.1229E+00 | 0.2679E+00 | 0.2718E+00 | 0.2095E+00 | 0.1385E+00 | 0.7884E-01 | 0.9547E-01 | 0.8382E-01 | 0.1456E+00 | 0.1654E+00 | 0.1191E+00 | 0.1109E+00 |
| 0.3506E+00 | 0.5176E+00 | 0.5213E+00 | 0.4577E+00 | 0.3722E+00 | 0.2808E+00 | 0.3090E+00 | 0.2895E+00 | 0.3815E+00 | 0.4067E+00 | 0.3451E+00 | 0.3330E+00 |
| 0.9519E+00 | 0.7428E+00 | -0.5727E-01 | -0.1258E+00 | -0.6572E+00 | -0.3688E+00 | -0.4402E+00 | 0.8503E+00 | 0.2525E+00 | 0.2049E+00 | 0.1198E+01 | 0.2801E+00 |
| 0.1924E+00 | 0.2430E+00 | 0.2186E+00 | 0.1721E+00 | 0.1345E+00 | 0.9693E-01 | 0.1085E+00 | 0.1083E+00 | 0.1536E+00 | 0.1762E+00 | 0.1761E+00 | 0.1828E+00 |
| 0.6335E+01 | 0.7408E+01 | 0.8295E+01 | 0.9250E+01 | 0.9624E+01 | 0.1007E+02 | 0.9900E+01 | 0.9293E+01 | 0.8639E+01 | 0.8025E+01 | 0.6816E+01 | 0.6335E+01 |

STATISTICS ON LOG ANNUAL MEANS(ALL DAYS)

| MEAN | VARIANCE | STANDARD DEVIATION | SKEWNESS | COEFF. OF VARIATION | SERIAL CORR |
|---|---|---|---|---|---|
| 0.2654E+01 | 0.2656E-01 | 0.1630E+00 | -0.7569E+00 | 0.6142E-01 | 0.3533E+00 |

ANNUAL PEAKS

| | |
|---|---|
| 1943 | 7780 |
| 1944 | 11000 |
| 1945 | 6820 |
| 1946 | 5110 |
| 1947 | 9710 |
| 1948 | 6710 |
| 1949 | 12500 |
| 1950 | 13800 |
| 1951 | 8080 |
| 1952 | 15700 |
| 1953 | 7680 |
| 1954 | 2550 |
| 1955 | 2260 |
| 1956 | 27600 |
| 1957 | 9680 |
| 1958 | 7680 |
| 1959 | 11400 |
| 1960 | 6530 |
| 1961 | 16100 |
| 1962 | 5620 |
| 1963 | 17300 |
| 1964 | 11900 |
| 1965 | 7090 |
| 1966 | 3120 |
| 1967 | 9560 |
| 1968 | 19900 |
| 1969 | 19300 |
| 1970 | 4620 |
| 1971 | 6620 |
| 1972 | 4810 |
| 1973 | 6060 |

## 03363000 Driftwood River near Edinburg, Ind.

LOCATION.--Lat 39°20'21", long 85°59'11", in NW¼SW¼ sec.4, T.10 N., R.5 E., Bartholomew County, on left bank just downstream from highway bridge, 0.8 mile (1.3 km) downstream from confluence of Blue River and Sugar Creek, and 1.5 miles (2.4 km) southwest of Edinburg.

DRAINAGE AREA.--1,060 mi² (2,745 km²).

DURATION TABLE OF DAILY DISCHARGE FOR YEAR ENDING SEPTEMBER 30

| CLASS | 0 | 1 | 2 | 3 | 4 | 5 | 6 | 7 | 8 | 9 | 10 | 11 | 12 | 13 | 14 | 15 | 16 | 17 | 18 | 19 | 20 | 21 | 22 | 23 | 24 | 25 | 26 | 27 | 28 | 29 | 30 | 31 | 32 | 33 | 34 | |
|---|---|---|---|---|---|---|---|---|---|---|---|---|---|---|---|---|---|---|---|---|---|---|---|---|---|---|---|---|---|---|---|---|---|---|---|---|
| YEAR | NUMBER OF DAYS IN CLASS | | | | | | | | | | | | | | | | | | | | | | | | | | | | | | | | | | | CFS_DAYS |
| 1942 | | | 2 | 1 | 1 | 11 | 10 | 5 | 27 | 56 | 36 | 26 | 21 | 17 | 24 | 26 | 16 | 20 | 16 | 9 | 6 | 8 | 4 | 4 | 6 | 3 | 4 | 2 | 2 | | | | | | | 309790.0 |
| 1943 | | | | | | | | 30 | 36 | 16 | 13 | 16 | 13 | 45 | 30 | 36 | 17 | 25 | 13 | 17 | 15 | 8 | 10 | 7 | 4 | 2 | 2 | 4 | 1 | 2 | 3 | | | | | 421484.0 |
| 1944 | | | | | | | 5 | 46 | 77 | 76 | 23 | 13 | 9 | 6 | 2 | 9 | 11 | 11 | 18 | 13 | 9 | 10 | 4 | 5 | 4 | 3 | 2 | 1 | 2 | 2 | | 1 | 1 | | 1 | 297884.0 |
| 1945 | | | | | | | 1 | 66 | 55 | 14 | 20 | 12 | 15 | 16 | 19 | 12 | 19 | 18 | 18 | 14 | 12 | 10 | 9 | 8 | 4 | 6 | 6 | 4 | 3 | 3 | 1 | | | | | 359484.0 |
| 1946 | | | | | | | | 18 | 10 | 12 | 16 | 16 | 38 | 30 | 36 | 29 | 22 | 23 | 18 | 19 | 21 | 16 | 11 | 9 | 6 | 10 | 4 | 1 | | | | | | | | 431352.0 |
| 1947 | | | | | | | 11 | 19 | 25 | 10 | 4 | 23 | 23 | 41 | 20 | 24 | 14 | 28 | 18 | 22 | 25 | 16 | 11 | 8 | 6 | 6 | 5 | 2 | 2 | | 1 | | 1 | | | 474889.0 |
| 1948 | | | | | | | | 20 | 12 | 23 | 75 | 61 | 25 | 17 | 12 | 15 | 12 | 18 | 7 | 10 | 13 | 7 | 9 | 5 | 10 | 3 | 5 | 4 | 2 | | 1 | | | | | 374782.0 |
| 1949 | | | | | | | | 14 | 12 | 26 | 21 | 24 | 25 | 28 | 23 | 27 | 18 | 23 | 19 | 17 | 18 | 23 | 12 | 7 | 6 | 5 | 2 | 3 | 6 | 1 | 2 | 2 | | 1 | | 559364.0 |
| 1950 | | | | | | | | | 2 | 15 | 44 | 40 | 14 | 12 | 7 | 18 | 19 | 31 | 17 | 27 | 22 | 31 | 15 | 9 | 10 | 3 | 4 | 6 | 6 | 2 | 6 | 2 | 3 | | | 744271.0 |
| 1951 | | | | | | | | 8 | 22 | 14 | 5 | 37 | 16 | 18 | 13 | 28 | 24 | 31 | 16 | 17 | 25 | 18 | 23 | 16 | 11 | 9 | 4 | 4 | 4 | | 1 | 1 | | | | 594248.0 |
| 1952 | | | | | | | 3 | 44 | 35 | 17 | 9 | 16 | 15 | 15 | 14 | 21 | 10 | 21 | 14 | 25 | 21 | 22 | 17 | 15 | 4 | 11 | 7 | 3 | 4 | | 1 | | 2 | | | 577586.0 |
| 1953 | | | | | | 3 | 29 | 41 | 19 | 12 | 13 | 26 | 21 | 27 | 32 | 39 | 27 | 24 | 11 | 10 | 8 | 8 | 3 | 4 | 5 | 1 | | 1 | 1 | | | | | | | 272327.0 |
| 1954 | | | | 4 | 14 | 18 | 27 | 59 | 57 | 25 | 9 | 9 | 21 | 30 | 19 | 15 | 10 | 8 | 13 | 6 | 6 | 4 | 6 | 1 | 2 | 1 | | 1 | | | | | | | | 149876.0 |
| 1955 | | | | | 7 | 2 | 8 | 17 | 55 | 30 | 5 | 19 | 18 | 19 | 32 | 16 | 20 | 21 | 23 | 13 | 19 | 15 | 8 | 6 | 7 | 5 | | | | | | | | | | 270800.0 |
| 1956 | | | | | | | | 3 | 10 | 13 | 12 | 17 | 16 | 26 | 31 | 25 | 28 | 30 | 27 | 18 | 17 | 18 | 22 | 12 | 12 | 12 | 3 | 3 | 4 | 3 | | | 1 | 1 | 1 | 1 | 582133.0 |
| 1957 | | | | | | | | 19 | 28 | 13 | 15 | 44 | 28 | 14 | 28 | 20 | 25 | 13 | 21 | 10 | 14 | 21 | 15 | 6 | 8 | 3 | 5 | 3 | 6 | 2 | 2 | 2 | | | | 444606.0 |
| 1958 | | | | | | | | | 10 | 7 | 15 | 8 | 14 | 46 | 35 | 31 | 34 | 30 | 18 | 25 | 17 | 13 | 13 | 9 | 12 | 7 | 4 | 9 | 4 | 3 | 1 | | | | | 604618.0 |
| 1959 | | | | | | | | 14 | 15 | 16 | 18 | 17 | 32 | 37 | 22 | 18 | 19 | 27 | 25 | 25 | 27 | 18 | 11 | 5 | 6 | 3 | 5 | | 2 | | 1 | 1 | 1 | | | 472388.0 |
| 1960 | | | | | | | | 3 | 9 | 32 | 24 | 26 | 26 | 35 | 51 | 29 | 25 | 30 | 15 | 14 | 10 | 13 | 7 | 2 | 6 | 2 | 3 | | 4 | | | | | | | 360800.0 |
| 1961 | | | | | | | | 9 | 50 | 73 | 36 | 17 | 19 | 16 | 9 | 18 | 18 | 12 | 9 | 12 | 8 | 11 | 6 | 7 | 10 | 9 | 4 | 1 | 5 | 3 | | 1 | 2 | | | 483781.0 |
| 1962 | | | | | | | | | 20 | 39 | 39 | 35 | 21 | 38 | 36 | 24 | 24 | 21 | 9 | 15 | 9 | 6 | 5 | 4 | 7 | 4 | 2 | 2 | 3 | | | | | | | 343867.0 |
| 1963 | | | | | | | | 19 | 7 | 10 | 70 | 81 | 36 | 18 | 14 | 17 | 20 | 19 | 8 | 4 | 5 | 8 | 7 | 4 | 4 | 1 | 4 | 2 | 2 | | | 1 | 1 | | 1 | 308418.0 |
| 1964 | | | | | | 3 | 90 | 52 | 22 | 36 | 19 | 26 | 12 | 13 | 6 | 5 | 15 | 14 | 8 | 6 | 5 | 7 | 3 | 6 | 6 | 2 | 2 | | 2 | 1 | | 3 | 2 | | | 343087.0 |
| 1965 | | | | | | 6 | 41 | 25 | 38 | 36 | 10 | 23 | 16 | 25 | 21 | 16 | 18 | 13 | 17 | 15 | 7 | 8 | 5 | 10 | 8 | 1 | 3 | 1 | | 2 | | | | | | 318859.0 |
| 1966 | | | | | | | 1 | 27 | 17 | 18 | 23 | 49 | 62 | 34 | 34 | 18 | 33 | 17 | 11 | 2 | 5 | 5 | 4 | 2 | 1 | 2 | 3 | | | | | | | | | 195763.0 |
| 1967 | | | | | | | | 30 | 32 | 26 | 19 | 9 | 8 | 6 | 15 | 15 | 25 | 25 | 29 | 16 | 26 | 25 | 10 | 16 | 7 | 11 | 4 | 3 | 3 | 2 | | 2 | 1 | | | 490498.0 |
| 1968 | | | | | | | | 5 | 10 | 9 | 26 | 25 | 21 | 19 | 42 | 20 | 21 | 30 | 33 | 17 | 17 | 19 | 10 | 9 | 11 | 5 | 5 | 1 | 1 | 4 | 2 | 2 | | 1 | 1 | 508993.0 |
| 1969 | | | | | | | | | 31 | 20 | 23 | 16 | 18 | 39 | 56 | 33 | 34 | 9 | 13 | 14 | 15 | 10 | 4 | 9 | 5 | 4 | 3 | 4 | 1 | 2 | 1 | 1 | | | | 529427.0 |
| 1970 | | | | | | | | 16 | 20 | 19 | 22 | 36 | 28 | 37 | 27 | 20 | 36 | 27 | 16 | 14 | 11 | 10 | 5 | 7 | 4 | 3 | 5 | 2 | | | | | | | | 350870.0 |
| 1971 | | | | | | | 2 | 24 | 14 | 30 | 51 | 41 | 28 | 26 | 21 | 29 | 18 | 16 | 9 | 15 | 14 | 9 | 1 | 3 | 1 | 3 | 4 | 1 | 4 | 1 | | | | | | 322841.0 |
| 1972 | | | | | | | | 5 | 55 | 38 | 16 | 15 | 19 | 22 | 40 | 33 | 38 | 21 | 12 | 11 | 7 | 7 | 11 | 3 | 2 | 5 | 3 | 1 | | | | | | | | 309225.0 |
| 1973 | | | | | | | | | 2 | 35 | 17 | 10 | 10 | 24 | 24 | 31 | 28 | 16 | 36 | 27 | 27 | 17 | 20 | 14 | 13 | 6 | 6 | 2 | | | | | | | | 651251.0 |

| CLASS | CFS | TOTAL | ACCUM | PERCT | CLASS | CFS | TOTAL | ACCUM | PERCT | CLASS | CFS | TOTAL | ACCUM | PERCT | CLASS | CFS | TOTAL | ACCUM | PERCT |
|---|---|---|---|---|---|---|---|---|---|---|---|---|---|---|---|---|---|---|---|
| 0 | 0.00 | 0 | 12053 | 100.0 | 9 | 190.00 | 790 | 10078 | 83.6 | 18 | 1200.0 | 444 | 3161 | 25.7 | 27 | 7100 | 83 | 241 | 1.9 |
| 1 | 38.00 | 6 | 12053 | 100.0 | 10 | 230.00 | 868 | 9288 | 77.1 | 19 | 1400.0 | 532 | 2657 | 22.0 | 28 | 8700 | 74 | 158 | 1.3 |
| 2 | 46.00 | 6 | 12053 | 100.0 | 11 | 280.00 | 834 | 8420 | 69.9 | 20 | 1700.0 | 487 | 2125 | 17.6 | 29 | 11000 | 22 | 84 | .6 |
| 3 | 57.00 | 22 | 12047 | 100.0 | 12 | 350.00 | 665 | 7586 | 62.9 | 21 | 2100.0 | 407 | 1638 | 13.6 | 30 | 13000 | 26 | 62 | .5 |
| 4 | 69.00 | 21 | 12025 | 99.8 | 13 | 420.00 | 625 | 6921 | 57.4 | 22 | 2600.0 | 288 | 1231 | 10.2 | 31 | 16000 | 15 | 36 | .2 |
| 5 | 85.00 | 65 | 12004 | 99.6 | 14 | 520.00 | 728 | 6096 | 50.6 | 23 | 3200.0 | 235 | 943 | 7.8 | 32 | 19000 | 15 | 21 | .1 |
| 6 | 100.00 | 475 | 11939 | 99.1 | 15 | 630.00 | 802 | 5368 | 44.5 | 24 | 3900.0 | 210 | 708 | 5.9 | 33 | 24000 | 4 | 6 | .0 |
| 7 | 130.00 | 695 | 11460 | 95.1 | 16 | 780.00 | 712 | 4566 | 37.9 | 25 | 4700.0 | 150 | 498 | 4.1 | 34 | 29000 | 2 | 2 | .0 |
| 8 | 160.00 | 687 | 10765 | 89.3 | 17 | 950.00 | 753 | 3854 | 32.0 | 26 | 5800.0 | 107 | 348 | 2.9 | | | | | |

LOWEST MEAN DISCHARGE, IN CFS, AND RANKING, FOR THE FOLLOWING NUMBER OF CONSECUTIVE DAYS IN YEAR ENDING MARCH 31

| YEAR | 1 | | 3 | | 7 | | 14 | | 30 | | 60 | | 90 | | 120 | | 183 | | ANNUAL | |
|---|---|---|---|---|---|---|---|---|---|---|---|---|---|---|---|---|---|---|---|---|
| 1943 | 142.00 | 19 | 143.00 | 19 | 145.00 | 19 | 147.00 | 17 | 151.00 | 15 | 167.00 | 13 | 224.00 | 19 | 259.00 | 19 | 393.00 | 19 | 981.00 | 14 |
| 1944 | 126.00 | 12 | 128.00 | 12 | 131.00 | 11 | 134.00 | 11 | 147.00 | 12 | 169.00 | 14 | 170.00 | 10 | 179.00 | 10 | 185.00 | 5 | 871.00 | 9 |
| 1945 | 93.00 | 4 | 94.30 | 4 | 99.40 | 5 | 105.00 | 6 | 111.00 | 6 | 114.00 | 5 | 123.00 | 5 | 125.00 | 3 | 129.00 | 2 | 909.00 | 11 |
| 1946 | 163.00 | 23 | 169.00 | 23 | 174.00 | 23 | 185.00 | 23 | 204.00 | 23 | 349.00 | 30 | 381.00 | 29 | 676.00 | 30 | 689.00 | 26 | 1390.00 | 21 |
| 1947 | 119.00 | 9 | 120.00 | 9 | 123.00 | 9 | 126.00 | 10 | 134.00 | 10 | 146.00 | 9 | 158.00 | 9 | 184.00 | 11 | 299.00 | 14 | 830.00 | 7 |
| 1948 | 211.00 | 25 | 216.00 | 30 | 223.00 | 29 | 235.00 | 29 | 249.00 | 29 | 260.00 | 27 | 268.00 | 24 | 291.00 | 21 | 505.00 | 23 | 1420.00 | 22 |
| 1949 | 130.00 | 15 | 133.00 | 15 | 137.00 | 14 | 139.00 | 12 | 145.00 | 11 | 162.00 | 12 | 186.00 | 13 | 313.00 | 23 | 413.00 | 21 | 1710.00 | 29 |
| 1950 | 171.00 | 24 | 175.00 | 25 | 192.00 | 25 | 205.00 | 26 | 229.00 | 27 | 291.00 | 28 | 311.00 | 28 | 360.00 | 25 | 408.00 | 20 | 1740.00 | 31 |
| 1951 | 200.00 | 28 | 207.00 | 28 | 228.00 | 30 | 255.00 | 30 | 272.00 | 30 | 328.00 | 29 | 523.00 | 31 | 509.00 | 28 | 818.00 | 29 | 1730.00 | 30 |
| 1952 | 134.00 | 16 | 141.00 | 18 | 143.00 | 18 | 147.00 | 18 | 152.00 | 16 | 160.00 | 10 | 177.00 | 12 | 229.00 | 15 | 450.00 | 22 | 1610.00 | 28 |
| 1953 | 126.00 | 13 | 129.00 | 13 | 135.00 | 13 | 145.00 | 14 | 148.00 | 13 | 161.00 | 11 | 172.00 | 11 | 176.00 | 9 | 258.00 | 9 | 851.00 | 8 |
| 1954 | 85.00 | 2 | 85.70 | 2 | 89.00 | 2 | 95.50 | 2 | 101.00 | 3 | 107.00 | 3 | 114.00 | 3 | 127.00 | 4 | 159.00 | 4 | 510.00 | 1 |
| 1955 | 53.00 | 1 | 54.70 | 1 | 58.00 | 1 | 60.60 | 1 | 63.30 | 1 | 79.90 | 1 | 84.70 | 1 | 108.00 | 1 | 124.00 | 1 | 660.00 | 3 |
| 1956 | 88.00 | 3 | 91.70 | 3 | 95.40 | 3 | 99.60 | 3 | 115.00 | 7 | 180.00 | 17 | 302.00 | 27 | 424.00 | 27 | 628.00 | 25 | 1300.00 | 20 |
| 1957 | 120.00 | 10 | 121.00 | 10 | 123.00 | 10 | 129.00 | 9 | 129.00 | 9 | 137.00 | 7 | 152.00 | 7 | 170.00 | 8 | 240.00 | 8 | 874.00 | 10 |
| 1958 | 172.00 | 25 | 174.00 | 24 | 178.00 | 24 | 185.00 | 24 | 215.00 | 26 | 234.00 | 24 | 255.00 | 21 | 322.00 | 24 | 844.00 | 31 | 1550.00 | 26 |
| 1959 | 355.00 | 32 | 370.00 | 32 | 394.00 | 32 | 421.00 | 32 | 446.00 | 32 | 573.00 | 32 | 639.00 | 32 | 821.00 | 32 | 1230.00 | 32 | 1960.00 | 32 |
| 1960 | 137.00 | 17 | 138.00 | 16 | 142.00 | 17 | 148.00 | 19 | 157.00 | 18 | 186.00 | 18 | 216.00 | 18 | 243.00 | 17 | 325.00 | 17 | 939.00 | 12 |
| 1961 | 155.00 | 22 | 156.00 | 22 | 158.00 | 21 | 162.00 | 21 | 168.00 | 20 | 178.00 | 16 | 197.00 | 14 | 199.00 | 12 | 229.00 | 7 | 1000.00 | 15 |
| 1962 | 152.00 | 21 | 153.00 | 21 | 160.00 | 22 | 171.00 | 22 | 193.00 | 22 | 198.00 | 20 | 208.00 | 17 | 235.00 | 16 | 347.00 | 18 | 1430.00 | 23 |
| 1963 | 180.00 | 26 | 181.00 | 26 | 193.00 | 26 | 210.00 | 27 | 214.00 | 25 | 242.00 | 25 | 253.00 | 20 | 248.00 | 18 | 277.00 | 13 | 814.00 | 6 |
| 1964 | 100.00 | 8 | 100.00 | 6 | 100.00 | 6 | 100.00 | 4 | 101.00 | 2 | 109.00 | 4 | 120.00 | 4 | 121.00 | 2 | 152.00 | 3 | 666.00 | 4 |
| 1965 | 98.00 | 5 | 98.00 | 5 | 98.30 | 4 | 100.00 | 5 | 102.00 | 4 | 109.00 | 2 | 114.00 | 2 | 130.00 | 5 | 205.00 | 6 | 1040.00 | 16 |
| 1966 | 128.00 | 14 | 131.00 | 14 | 138.00 | 15 | 145.00 | 15 | 151.00 | 14 | 216.00 | 22 | 261.00 | 22 | 298.00 | 22 | 310.00 | 15 | 766.00 | 5 |
| 1967 | 98.00 | 6 | 101.00 | 7 | 103.00 | 7 | 113.00 | 8 | 122.00 | 8 | 139.00 | 8 | 156.00 | 8 | 169.00 | 6 | 260.00 | 10 | 1070.00 | 18 |
| 1968 | 100.00 | 7 | 101.00 | 8 | 105.00 | 8 | 108.00 | 7 | 111.00 | 5 | 127.00 | 6 | 146.00 | 6 | 169.00 | 7 | 263.00 | 12 | 1060.00 | 17 |
| 1969 | 198.00 | 27 | 199.00 | 27 | 201.00 | 27 | 202.00 | 25 | 209.00 | 24 | 229.00 | 23 | 291.00 | 26 | 537.00 | 29 | 720.00 | 27 | 1600.00 | 27 |
| 1970 | 243.00 | 31 | 253.00 | 31 | 272.00 | 31 | 290.00 | 31 | 352.00 | 31 | 395.00 | 31 | 451.00 | 30 | 755.00 | 31 | 749.00 | 28 | 1260.00 | 19 |
| 1971 | 138.00 | 18 | 139.00 | 17 | 142.00 | 16 | 146.00 | 16 | 156.00 | 17 | 172.00 | 15 | 197.00 | 15 | 224.00 | 14 | 261.00 | 11 | 977.00 | 13 |
| 1972 | 125.00 | 11 | 128.00 | 11 | 134.00 | 12 | 139.00 | 13 | 160.00 | 19 | 195.00 | 19 | 203.00 | 16 | 207.00 | 13 | 319.00 | 16 | 640.00 | 2 |
| 1973 | 148.00 | 20 | 149.00 | 20 | 159.00 | 20 | 161.00 | 20 | 171.00 | 21 | 208.00 | 21 | 261.00 | 23 | 284.00 | 20 | 508.00 | 24 | 1480.00 | 24 |

STATISTICS ON LOG MONTHLY MEANS(ALL DAYS)

| OCT | NOV | DEC | JAN | FEB | MARCH | APRIL | MAY | JUNE | JULY | AUG | SEPT |
|---|---|---|---|---|---|---|---|---|---|---|---|
| BY ROWS(MEAN,VARIANCE,STANDARD DEVIATION, SKEWNESS, COEFF. OF VARIATION,PERCENTAGE OF AVERAGE FLOW) | | | | | | | | | | | |
| 0.1823E+01 | 0.2130E+01 | 0.2385E+01 | 0.2660E+01 | 0.2767E+01 | 0.2897E+01 | 0.2846E+01 | 0.2672E+01 | 0.2484E+01 | 0.2308E+01 | 0.1960E+01 | 0.1822E+01 |
| 0.1229E+00 | 0.2679E+00 | 0.2718E+00 | 0.2095E+00 | 0.1385E+00 | 0.7884E-01 | 0.9547E-01 | 0.8382E-01 | 0.1456E+00 | 0.1654E+00 | 0.1191E+00 | 0.1109E+00 |
| 0.3506E+00 | 0.5176E+00 | 0.5213E+00 | 0.4577E+00 | 0.3722E+00 | 0.2808E+00 | 0.3090E+00 | 0.2895E+00 | 0.3815E+00 | 0.4067E+00 | 0.3451E+00 | 0.3330E+00 |
| 0.9519E+00 | 0.7428E+00 | -0.5727E-01 | -0.1258E+00 | -0.6572E+00 | -0.3688E+00 | -0.4402E+00 | 0.8503E+00 | 0.2525E+00 | 0.2049E+00 | 0.1198E+01 | 0.2801E+00 |
| 0.1924E+00 | 0.2430E+00 | 0.2186E+00 | 0.1721E+00 | 0.1345E+00 | 0.9693E-01 | 0.1085E+00 | 0.1083E+00 | 0.1536E+00 | 0.1762E+00 | 0.1761E+00 | 0.1828E+00 |
| 0.6335E+01 | 0.7408E+01 | 0.8295E+01 | 0.9250E+01 | 0.9624E+01 | 0.1007E+02 | 0.9900E+01 | 0.9293E+01 | 0.8639E+01 | 0.8025E+01 | 0.6816E+01 | 0.6335E+01 |

STATISTICS ON LOG ANNUAL MEANS(ALL DAYS)

| MEAN | VARIANCE | STANDARD DEVIATION | SKEWNESS | COEFF. OF VARIATION | SERIAL CORR |
|---|---|---|---|---|---|
| 0.2654E+01 | 0.2656E-01 | 0.1630E+00 | -0.7569E+00 | 0.6142E-01 | 0.3533E+00 |

ANNUAL PEAKS

| | |
|---|---|
| 1943 | 7790 |
| 1944 | 11000 |
| 1945 | 6820 |
| 1946 | 5110 |
| 1947 | 9710 |
| 1948 | 6710 |
| 1949 | 12500 |
| 1950 | 13800 |
| 1951 | 8080 |
| 1952 | 15700 |
| 1953 | 7680 |
| 1954 | 2550 |
| 1955 | 2260 |
| 1956 | 27600 |
| 1957 | 9680 |
| 1958 | 7680 |
| 1959 | 11400 |
| 1960 | 6530 |
| 1961 | 16100 |
| 1962 | 5620 |
| 1963 | 17300 |
| 1964 | 11900 |
| 1965 | 7090 |
| 1966 | 3120 |
| 1967 | 9560 |
| 1968 | 19900 |
| 1969 | 19300 |
| 1970 | 4620 |
| 1971 | 6620 |
| 1972 | 4810 |
| 1973 | 6060 |

## 03363000 Driftwood River near Edinburg, Ind.

LOCATION.--Lat 39°20'21", long 85°59'11", in NW¼SW¼ sec.4, T.10 N., R.5 E., Bartholomew County, on left bank just downstream from highway bridge, 0.8 mile (1.3 km) downstream from confluence of Blue River and Sugar Creek, and 1.5 miles (2.4 km) southwest of Edinburg.

DRAINAGE AREA.--1,060 mi² (2,745 km²).

DURATION TABLE OF DAILY DISCHARGE FOR YEAR ENDING SEPTEMBER 30

| CLASS | C | 1 | 2 | 3 | 4 | 5 | 6 | 7 | 8 | 9 | 10 | 11 | 12 | 13 | 14 | 15 | 16 | 17 | 18 | 19 | 20 | 21 | 22 | 23 | 24 | 25 | 26 | 27 | 28 | 29 | 30 | 31 | 32 | 33 | 34 | |
|---|---|---|---|---|---|---|---|---|---|---|---|---|---|---|---|---|---|---|---|---|---|---|---|---|---|---|---|---|---|---|---|---|---|---|---|---|
| YEAR | NUMBER OF DAYS IN CLASS | | | | | | | | | | | | | | | | | | | | | | | | | | | | | | | | | | | CFS_DAYS |
| 1942 | | | 2 | 1 | 1 | 11 | 10 | 5 | 27 | 56 | 38 | 26 | 21 | 17 | 24 | 26 | 16 | 20 | 16 | 9 | 6 | 8 | 4 | 4 | 6 | 3 | 4 | 2 | 2 | | | | | | | 309790.0 |
| 1943 | | | | | | | | 30 | 36 | 16 | 13 | 16 | 13 | 45 | 30 | 36 | 17 | 25 | 13 | 17 | 15 | 8 | 10 | 7 | 4 | 2 | 2 | 4 | 1 | 2 | 3 | | | | | | 421484.0 |
| 1944 | | | | | | | 5 | 48 | 77 | 76 | 23 | 13 | 9 | 6 | 2 | 9 | 11 | 11 | 18 | 13 | 9 | 10 | 4 | 5 | 4 | 3 | 2 | 1 | 2 | 2 | | 1 | 1 | | 1 | | 297884.0 |
| 1945 | | | | | | | 1 | 66 | 55 | 14 | 20 | 12 | 15 | 16 | 19 | 12 | 19 | 18 | 18 | 14 | 12 | 10 | 9 | 8 | 4 | 6 | 6 | 4 | 3 | 3 | 1 | | | | | | 359484.0 |
| 1946 | | | | | | | | 18 | 10 | 12 | 16 | 16 | 38 | 30 | 36 | 29 | 22 | 23 | 18 | 19 | 21 | 16 | 11 | 9 | 6 | 10 | 4 | 1 | | | | | | | | | 431352.0 |
| 1947 | | | | | | | 11 | 19 | 25 | 10 | 4 | 23 | 23 | 41 | 20 | 24 | 14 | 28 | 18 | 22 | 25 | 16 | 11 | 8 | 6 | 6 | 5 | 2 | 2 | | 1 | | 1 | | | | 474889.0 |
| 1948 | | | | | | | | 20 | 12 | 23 | 75 | 61 | 25 | 17 | 12 | 15 | 12 | 18 | 7 | 10 | 13 | 7 | 9 | 5 | 10 | 3 | 5 | 4 | 2 | | 1 | | | | | | 374782.0 |
| 1949 | | | | | | | | 14 | 12 | 26 | 21 | 24 | 25 | 28 | 23 | 27 | 18 | 23 | 19 | 17 | 18 | 23 | 12 | 7 | 6 | 5 | 2 | 3 | 6 | 1 | 2 | 2 | | 1 | | | 559364.0 |
| 1950 | | | | | | | | | 2 | 15 | 44 | 40 | 14 | 12 | 7 | 18 | 19 | 31 | 17 | 27 | 22 | 31 | 15 | 9 | 10 | 3 | 4 | 6 | 6 | 2 | 6 | 2 | 3 | | | | 744271.0 |
| 1951 | | | | | | | | 8 | 22 | 14 | 5 | 37 | 16 | 18 | 13 | 28 | 24 | 31 | 16 | 17 | 25 | 18 | 23 | 16 | 11 | 9 | 4 | 4 | 4 | | 1 | 1 | | | | | 594248.0 |
| 1952 | | | | | | | 3 | 44 | 35 | 17 | 9 | 16 | 15 | 15 | 14 | 21 | 10 | 21 | 14 | 25 | 21 | 22 | 17 | 15 | 4 | 11 | 7 | 3 | 4 | | 1 | | 2 | | | | 577586.0 |
| 1953 | | | | | | | 3 | 29 | 41 | 19 | 12 | 13 | 26 | 21 | 27 | 32 | 39 | 27 | 24 | 11 | 10 | 8 | 8 | 3 | 4 | 5 | 1 | | 1 | 1 | | | | | | | 272327.0 |
| 1954 | | | | 4 | 14 | 18 | 27 | 59 | 57 | 25 | 9 | 9 | 21 | 30 | 19 | 15 | 10 | 8 | 13 | 6 | 6 | 4 | 6 | 1 | 2 | 1 | | 1 | | | | | | | | | 149876.0 |
| 1955 | | | | | 7 | 2 | 8 | 17 | 55 | 30 | 5 | 19 | 18 | 19 | 32 | 16 | 20 | 21 | 23 | 13 | 19 | 15 | 8 | 6 | 7 | 5 | | | | | | | | | | | 270800.0 |
| 1956 | | | | | | | | 3 | 10 | 13 | 12 | 17 | 16 | 26 | 31 | 25 | 28 | 30 | 27 | 18 | 17 | 18 | 22 | 12 | 12 | 12 | 3 | 3 | 4 | 3 | | | 1 | 1 | 1 | 1 | 582133.0 |
| 1957 | | | | | | | | 19 | 28 | 13 | 15 | 44 | 28 | 14 | 28 | 20 | 25 | 13 | 21 | 10 | 14 | 21 | 15 | 6 | 8 | 3 | 5 | 3 | 6 | 2 | 2 | 2 | | | | | 444606.0 |
| 1958 | | | | | | | | | 10 | 7 | 15 | 8 | 14 | 46 | 35 | 31 | 34 | 30 | 18 | 25 | 17 | 13 | 13 | 9 | 12 | 7 | 4 | 9 | 4 | 3 | 1 | | | | | | 604618.0 |
| 1959 | | | | | | | | 14 | 15 | 16 | 18 | 17 | 32 | 37 | 22 | 18 | 19 | 27 | 25 | 25 | 27 | 18 | 11 | 5 | 6 | 3 | 5 | | 2 | | 1 | 1 | 1 | | | | 472388.0 |
| 1960 | | | | | | | | 3 | 9 | 32 | 24 | 26 | 26 | 35 | 51 | 29 | 25 | 30 | 15 | 14 | 10 | 13 | 7 | 2 | 6 | 2 | 3 | | 4 | | | | | | | | 360800.0 |
| 1961 | | | | | | | | 9 | 50 | 73 | 36 | 17 | 19 | 16 | 9 | 18 | 18 | 12 | 9 | 12 | 8 | 11 | 6 | 7 | 10 | 9 | 4 | 1 | 5 | 3 | | 1 | 2 | | | | 483781.0 |
| 1962 | | | | | | | | | 20 | 39 | 39 | 35 | 21 | 38 | 36 | 24 | 24 | 21 | 9 | 15 | 9 | 6 | 5 | 4 | 7 | 4 | 2 | 2 | 3 | | | | | | | | 343867.0 |
| 1963 | | | | | | | | 19 | 7 | 10 | 70 | 81 | 38 | 18 | 14 | 17 | 20 | 19 | 8 | 4 | 5 | 8 | 7 | 4 | 4 | 1 | 4 | 2 | 2 | | | 1 | 1 | | | 1 | 308418.0 |
| 1964 | | | | | | | 3 | 90 | 52 | 22 | 36 | 19 | 26 | 12 | 13 | 6 | 5 | 15 | 14 | 8 | 6 | 5 | 7 | 3 | 6 | 6 | 2 | 2 | | 2 | 1 | | 3 | 2 | | | 343087.0 |
| 1965 | | | | | | | 6 | 41 | 25 | 38 | 36 | 10 | 23 | 16 | 25 | 21 | 16 | 18 | 13 | 17 | 15 | 7 | 8 | 5 | 10 | 8 | 1 | 3 | 1 | | 2 | | | | | | 318859.0 |
| 1966 | | | | | | | 1 | 27 | 17 | 18 | 20 | 49 | 62 | 34 | 34 | 18 | 33 | 17 | 11 | 2 | 5 | 5 | 4 | 2 | 1 | 2 | 3 | | | | | | | | | | 195763.0 |
| 1967 | | | | | | | | 30 | 32 | 26 | 19 | 9 | 8 | 6 | 15 | 15 | 25 | 25 | 29 | 16 | 26 | 25 | 10 | 16 | 7 | 11 | 4 | 3 | 3 | 2 | | 2 | 1 | | | | 490498.0 |
| 1968 | | | | | | | | 5 | 10 | 9 | 26 | 25 | 21 | 19 | 42 | 20 | 21 | 30 | 33 | 17 | 17 | 19 | 10 | 9 | 11 | 5 | 5 | 1 | 1 | 4 | 2 | 2 | | 1 | 1 | | 508993.0 |
| 1969 | | | | | | | | | 31 | 20 | 23 | 16 | 18 | 39 | 56 | 33 | 34 | 9 | 13 | 14 | 15 | 10 | 4 | 9 | 5 | 4 | 3 | 4 | 1 | 2 | 1 | 1 | | | | | 529427.0 |
| 1970 | | | | | | | | 16 | 20 | 19 | 22 | 36 | 28 | 37 | 27 | 20 | 36 | 27 | 16 | 14 | 11 | 10 | 5 | 7 | 4 | 3 | 5 | 2 | | | | | | | | | 350870.0 |
| 1971 | | | | | | | 2 | 24 | 14 | 30 | 51 | 41 | 28 | 26 | 21 | 29 | 18 | 16 | 9 | 15 | 14 | 9 | 1 | 3 | 1 | 3 | 4 | 1 | 4 | 1 | | | | | | | 322841.0 |
| 1972 | | | | | | | | 5 | 55 | 38 | 16 | 15 | 19 | 22 | 40 | 33 | 38 | 21 | 12 | 11 | 7 | 7 | 11 | 3 | 2 | 5 | 3 | 1 | | | | | | | | | 309225.0 |
| 1973 | | | | | | | | | 2 | 35 | 17 | 10 | 10 | 24 | 24 | 31 | 28 | 16 | 36 | 27 | 27 | 17 | 20 | 14 | 13 | 6 | 6 | 2 | | | | | | | | | 651251.0 |

| CLASS | CFS | TOTAL | ACCUM | PERCT | CLASS | CFS | TOTAL | ACCUM | PERCT | CLASS | CFS | TOTAL | ACCUM | PERCT | CLASS | CFS | TOTAL | ACCUM | PERCT |
|---|---|---|---|---|---|---|---|---|---|---|---|---|---|---|---|---|---|---|---|
| 0 | 0.00 | 0 | 12053 | 100.0 | 9 | 190.00 | 790 | 10078 | 83.6 | 18 | 1200.0 | 444 | 3161 | 25.7 | 27 | 7100 | 83 | 241 | 1.9 |
| 1 | 38.00 | 0 | 12053 | 100.0 | 10 | 230.00 | 868 | 9288 | 77.1 | 19 | 1400.0 | 532 | 2657 | 22.0 | 28 | 8700 | 74 | 158 | 1.3 |
| 2 | 46.00 | 6 | 12053 | 100.0 | 11 | 280.00 | 834 | 8420 | 69.9 | 20 | 1700.0 | 487 | 2125 | 17.6 | 29 | 11000 | 22 | 84 | .6 |
| 3 | 57.00 | 22 | 12047 | 100.0 | 12 | 350.00 | 665 | 7586 | 62.9 | 21 | 2100.0 | 407 | 1638 | 13.6 | 30 | 13000 | 26 | 62 | .5 |
| 4 | 69.00 | 21 | 12025 | 99.8 | 13 | 420.00 | 625 | 6921 | 57.4 | 22 | 2600.0 | 288 | 1231 | 10.2 | 31 | 16000 | 15 | 36 | .2 |
| 5 | 85.00 | 65 | 12004 | 99.6 | 14 | 520.00 | 728 | 6096 | 50.6 | 23 | 3200.0 | 235 | 943 | 7.8 | 32 | 19000 | 15 | 21 | .1 |
| 6 | 100.00 | 479 | 11939 | 99.1 | 15 | 630.00 | 802 | 5368 | 44.5 | 24 | 3900.0 | 210 | 708 | 5.9 | 33 | 24000 | 4 | 6 | .0 |
| 7 | 130.00 | 695 | 11460 | 95.1 | 16 | 780.00 | 712 | 4566 | 37.9 | 25 | 4700.0 | 150 | 498 | 4.1 | 34 | 29000 | 2 | 2 | .0 |
| 8 | 160.00 | 687 | 10765 | 89.3 | 17 | 950.00 | 753 | 3854 | 32.0 | 26 | 5800.0 | 107 | 348 | 2.9 | | | | | |

LOWEST MEAN DISCHARGE, IN CFS, AND RANKING, FOR THE FOLLOWING NUMBER OF CONSECUTIVE DAYS IN YEAR ENDING MARCH 31

| YEAR | 1 | | 3 | | 7 | | 14 | | 30 | | 60 | | 90 | | 120 | | 183 | | ANNUAL | |
|---|---|---|---|---|---|---|---|---|---|---|---|---|---|---|---|---|---|---|---|---|
| 1943 | 142.00 | 15 | 143.00 | 19 | 145.00 | 19 | 147.00 | 17 | 151.00 | 15 | 167.00 | 13 | 224.00 | 19 | 259.00 | 19 | 393.00 | 19 | 981.00 | 14 |
| 1944 | 126.00 | 12 | 128.00 | 12 | 131.00 | 11 | 134.00 | 11 | 147.00 | 12 | 169.00 | 14 | 170.00 | 10 | 179.00 | 10 | 185.00 | 5 | 871.00 | 9 |
| 1945 | 93.00 | 4 | 94.30 | 4 | 99.40 | 5 | 105.00 | 6 | 111.00 | 6 | 114.00 | 5 | 123.00 | 5 | 125.00 | 3 | 129.00 | 2 | 909.00 | 11 |
| 1946 | 163.00 | 23 | 169.00 | 23 | 174.00 | 23 | 185.00 | 23 | 204.00 | 23 | 349.00 | 30 | 381.00 | 29 | 676.00 | 30 | 689.00 | 26 | 1390.00 | 21 |
| 1947 | 119.00 | 9 | 120.00 | 9 | 123.00 | 9 | 126.00 | 10 | 134.00 | 10 | 146.00 | 9 | 158.00 | 9 | 184.00 | 11 | 299.00 | 14 | 830.00 | 7 |
| 1948 | 211.00 | 29 | 216.00 | 30 | 223.00 | 29 | 235.00 | 29 | 249.00 | 29 | 260.00 | 27 | 268.00 | 24 | 291.00 | 21 | 505.00 | 23 | 1420.00 | 22 |
| 1949 | 130.00 | 15 | 133.00 | 15 | 137.00 | 14 | 139.00 | 12 | 145.00 | 11 | 162.00 | 12 | 186.00 | 13 | 313.00 | 23 | 413.00 | 21 | 1710.00 | 29 |
| 1950 | 171.00 | 24 | 175.00 | 25 | 192.00 | 25 | 205.00 | 26 | 229.00 | 27 | 291.00 | 28 | 311.00 | 28 | 360.00 | 25 | 408.00 | 20 | 1740.00 | 31 |
| 1951 | 200.00 | 28 | 207.00 | 28 | 228.00 | 30 | 255.00 | 30 | 272.00 | 30 | 328.00 | 29 | 523.00 | 31 | 509.00 | 28 | 818.00 | 29 | 1730.00 | 30 |
| 1952 | 134.00 | 16 | 141.00 | 18 | 143.00 | 18 | 147.00 | 18 | 152.00 | 16 | 160.00 | 10 | 177.00 | 12 | 229.00 | 15 | 450.00 | 22 | 1610.00 | 28 |
| 1953 | 126.00 | 13 | 129.00 | 13 | 135.00 | 13 | 145.00 | 14 | 148.00 | 13 | 161.00 | 11 | 172.00 | 11 | 176.00 | 9 | 258.00 | 9 | 851.00 | 8 |
| 1954 | 89.00 | 2 | 89.70 | 2 | 89.00 | 2 | 95.50 | 2 | 101.00 | 3 | 107.00 | 3 | 114.00 | 3 | 127.00 | 4 | 159.00 | 4 | 510.00 | 1 |
| 1955 | 53.00 | 1 | 54.70 | 1 | 58.00 | 1 | 60.60 | 1 | 63.30 | 1 | 79.90 | 1 | 84.70 | 1 | 108.00 | 1 | 124.00 | 1 | 660.00 | 3 |
| 1956 | 88.00 | 3 | 91.70 | 3 | 95.40 | 3 | 99.60 | 3 | 115.00 | 7 | 180.00 | 17 | 302.00 | 27 | 424.00 | 27 | 628.00 | 25 | 1300.00 | 20 |
| 1957 | 120.00 | 10 | 121.00 | 10 | 123.00 | 10 | 125.00 | 9 | 129.00 | 9 | 137.00 | 7 | 152.00 | 7 | 170.00 | 8 | 240.00 | 8 | 874.00 | 10 |
| 1958 | 172.00 | 25 | 174.00 | 24 | 178.00 | 24 | 185.00 | 24 | 215.00 | 26 | 234.00 | 24 | 255.00 | 21 | 322.00 | 24 | 844.00 | 31 | 1550.00 | 26 |
| 1959 | 359.00 | 32 | 370.00 | 32 | 394.00 | 32 | 431.00 | 32 | 446.00 | 32 | 573.00 | 32 | 639.00 | 32 | 821.00 | 32 | 1230.00 | 32 | 1960.00 | 32 |
| 1960 | 137.00 | 17 | 138.00 | 16 | 142.00 | 17 | 148.00 | 19 | 157.00 | 18 | 186.00 | 18 | 216.00 | 18 | 243.00 | 17 | 325.00 | 17 | 939.00 | 12 |
| 1961 | 155.00 | 22 | 156.00 | 22 | 158.00 | 21 | 162.00 | 21 | 168.00 | 20 | 178.00 | 16 | 197.00 | 14 | 199.00 | 12 | 229.00 | 7 | 1000.00 | 15 |
| 1962 | 152.00 | 21 | 153.00 | 21 | 160.00 | 22 | 171.00 | 22 | 193.00 | 22 | 198.00 | 20 | 208.00 | 17 | 235.00 | 16 | 347.00 | 18 | 1430.00 | 23 |
| 1963 | 180.00 | 26 | 181.00 | 26 | 193.00 | 26 | 210.00 | 27 | 214.00 | 25 | 242.00 | 25 | 253.00 | 20 | 248.00 | 18 | 277.00 | 13 | 814.00 | 6 |
| 1964 | 100.00 | 8 | 100.00 | 6 | 100.00 | 6 | 100.00 | 4 | 101.00 | 2 | 109.00 | 4 | 120.00 | 4 | 121.00 | 2 | 152.00 | 3 | 666.00 | 4 |
| 1965 | 98.00 | 5 | 98.00 | 5 | 98.30 | 4 | 100.00 | 5 | 102.00 | 4 | 105.00 | 2 | 114.00 | 2 | 130.00 | 5 | 205.00 | 6 | 1040.00 | 16 |
| 1966 | 128.00 | 14 | 131.00 | 14 | 138.00 | 15 | 145.00 | 15 | 151.00 | 14 | 216.00 | 22 | 261.00 | 22 | 298.00 | 22 | 310.00 | 15 | 766.00 | 5 |
| 1967 | 98.00 | 6 | 101.00 | 7 | 103.00 | 7 | 113.00 | 8 | 122.00 | 8 | 139.00 | 8 | 156.00 | 8 | 169.00 | 6 | 260.00 | 10 | 1070.00 | 18 |
| 1968 | 100.00 | 7 | 101.00 | 8 | 105.00 | 8 | 108.00 | 7 | 111.00 | 5 | 127.00 | 6 | 146.00 | 6 | 169.00 | 7 | 263.00 | 12 | 1060.00 | 17 |
| 1969 | 196.00 | 27 | 199.00 | 27 | 201.00 | 27 | 202.00 | 25 | 209.00 | 24 | 229.00 | 23 | 291.00 | 26 | 537.00 | 29 | 720.00 | 27 | 1600.00 | 27 |
| 1970 | 243.00 | 31 | 253.00 | 31 | 272.00 | 31 | 290.00 | 31 | 352.00 | 31 | 395.00 | 31 | 451.00 | 30 | 755.00 | 31 | 749.00 | 28 | 1260.00 | 19 |
| 1971 | 138.00 | 16 | 139.00 | 17 | 142.00 | 16 | 146.00 | 16 | 156.00 | 17 | 172.00 | 15 | 197.00 | 15 | 224.00 | 14 | 261.00 | 11 | 977.00 | 13 |
| 1972 | 125.00 | 11 | 128.00 | 11 | 134.00 | 12 | 139.00 | 13 | 160.00 | 19 | 195.00 | 19 | 203.00 | 16 | 207.00 | 13 | 319.00 | 16 | 640.00 | 2 |
| 1973 | 148.00 | 20 | 149.00 | 20 | 155.00 | 20 | 161.00 | 20 | 171.00 | 21 | 208.00 | 21 | 261.00 | 23 | 284.00 | 20 | 508.00 | 24 | 1480.00 | 24 |

HIGHEST MEAN DISCHARGE, IN CFS, AND RANKING, FOR THE FOLLOWING NUMBER OF CONSECUTIVE DAYS IN YEAR ENDING SEPTEMBER 30

| YEAR | 1 | | 3 | | 7 | | 15 | | 30 | | 60 | | 90 | | 120 | | 183 | | ANNUAL | |
|---|---|---|---|---|---|---|---|---|---|---|---|---|---|---|---|---|---|---|---|---|
| 1942 | 8820.0 | 27 | 7230.0 | 27 | 4880.0 | 29 | 3660.0 | 28 | 2420.0 | 29 | 2280.0 | 25 | 2090.0 | 26 | 1750.0 | 27 | 1430.0 | 28 | 849.0 | 26 |
| 1943 | 14200.0 | 16 | 12100.0 | 15 | 9270.0 | 14 | 6250.0 | 12 | 4030.0 | 17 | 2610.0 | 22 | 2630.0 | 15 | 2270.0 | 19 | 1890.0 | 16 | 1150.0 | 17 |
| 1944 | 24100.0 | 5 | 19300.0 | 7 | 12900.0 | 2 | 7320.0 | 8 | 4810.0 | 11 | 3450.0 | 10 | 2670.0 | 14 | 2150.0 | 20 | 1480.0 | 24 | 814.0 | 29 |
| 1945 | 12000.0 | 20 | 9450.0 | 21 | 6950.0 | 20 | 4290.0 | 22 | 3730.0 | 20 | 2950.0 | 16 | 2420.0 | 20 | 2310.0 | 17 | 1720.0 | 20 | 985.0 | 20 |
| 1946 | 7250.0 | 30 | 6270.0 | 30 | 5200.0 | 26 | 3460.0 | 29 | 2750.0 | 27 | 2260.0 | 26 | 2230.0 | 24 | 1900.0 | 24 | 1780.0 | 17 | 1180.0 | 16 |
| 1947 | 19000.0 | 12 | 14600.0 | 13 | 9800.0 | 13 | 6150.0 | 14 | 4010.0 | 18 | 3450.0 | 11 | 2870.0 | 10 | 2400.0 | 13 | 2080.0 | 12 | 1300.0 | 13 |
| 1948 | 13000.0 | 18 | 9550.0 | 20 | 7560.0 | 19 | 5490.0 | 19 | 4990.0 | 8 | 3230.0 | 15 | 2680.0 | 13 | 2270.0 | 18 | 1730.0 | 18 | 1020.0 | 18 |
| 1949 | 28500.0 | 3 | 20500.0 | 3 | 11600.0 | 6 | 7510.0 | 6 | 6660.0 | 2 | 4850.0 | 2 | 4160.0 | 3 | 3520.0 | 2 | 2620.0 | 4 | 1530.0 | 7 |
| 1950 | 22500.0 | 9 | 18800.0 | 8 | 12600.0 | 3 | 11600.0 | 1 | 8620.0 | 1 | 6730.0 | 1 | 5350.0 | 1 | 4560.0 | 1 | 3480.0 | 1 | 2040.0 | 1 |
| 1951 | 16700.0 | 14 | 13500.0 | 14 | 8430.0 | 17 | 6180.0 | 13 | 4000.0 | 19 | 3390.0 | 13 | 3060.0 | 8 | 2920.0 | 5 | 2680.0 | 3 | 1630.0 | 4 |
| 1952 | 23500.0 | 6 | 19500.0 | 5 | 11600.0 | 7 | 8480.0 | 2 | 5220.0 | 6 | 3940.0 | 6 | 3600.0 | 4 | 3320.0 | 4 | 2760.0 | 2 | 1580.0 | 6 |
| 1953 | 10600.0 | 24 | 8030.0 | 25 | 4910.0 | 28 | 3160.0 | 30 | 2340.0 | 31 | 1630.0 | 31 | 1590.0 | 31 | 1400.0 | 31 | 1220.0 | 31 | 746.0 | 30 |
| 1954 | 5860.0 | 31 | 4770.0 | 31 | 3230.0 | 33 | 2400.0 | 32 | 1860.0 | 32 | 1310.0 | 32 | 1040.0 | 33 | 942.0 | 33 | 704.0 | 33 | 411.0 | 33 |
| 1955 | 4420.0 | 33 | 3540.0 | 33 | 3630.0 | 31 | 2800.0 | 31 | 2380.0 | 30 | 1930.0 | 29 | 1640.0 | 30 | 1480.0 | 30 | 1230.0 | 30 | 742.0 | 31 |
| 1956 | 29000.0 | 2 | 19900.0 | 4 | 11100.0 | 8 | 6670.0 | 11 | 4090.0 | 16 | 2830.0 | 19 | 2370.0 | 21 | 2500.0 | 10 | 2050.0 | 14 | 1590.0 | 5 |
| 1957 | 14700.0 | 15 | 11800.0 | 16 | 8480.0 | 16 | 5530.0 | 18 | 3650.0 | 21 | 3400.0 | 12 | 3100.0 | 7 | 2760.0 | 7 | 2150.0 | 10 | 1220.0 | 15 |
| 1958 | 13300.0 | 17 | 11600.0 | 17 | 8410.0 | 18 | 6110.0 | 15 | 4230.0 | 14 | 4120.0 | 5 | 3220.0 | 5 | 2840.0 | 6 | 2160.0 | 9 | 1660.0 | 3 |
| 1959 | 21200.0 | 11 | 17400.0 | 10 | 10100.0 | 11 | 5870.0 | 17 | 5110.0 | 7 | 3660.0 | 7 | 2900.0 | 9 | 2560.0 | 8 | 2080.0 | 13 | 1290.0 | 14 |
| 1960 | 10700.0 | 23 | 8220.0 | 23 | 6180.0 | 23 | 4020.0 | 23 | 2760.0 | 26 | 1920.0 | 30 | 1700.0 | 29 | 1530.0 | 28 | 1480.0 | 25 | 986.0 | 19 |
| 1961 | 23300.0 | 7 | 17500.0 | 5 | 11000.0 | 5 | 8100.0 | 4 | 6110.0 | 3 | 4540.0 | 3 | 4210.0 | 2 | 3430.0 | 3 | 2430.0 | 6 | 1330.0 | 12 |
| 1962 | 9420.0 | 26 | 8230.0 | 22 | 5120.0 | 27 | 3800.0 | 27 | 3590.0 | 22 | 2510.0 | 23 | 2330.0 | 23 | 1960.0 | 23 | 1480.0 | 26 | 942.0 | 22 |
| 1963 | 34500.0 | 1 | 23700.0 | 1 | 12600.0 | 4 | 7510.0 | 7 | 5540.0 | 4 | 3480.0 | 9 | 2560.0 | 17 | 2020.0 | 22 | 1440.0 | 27 | 845.0 | 27 |
| 1964 | 21300.0 | 10 | 19400.0 | 6 | 12500.0 | 5 | 7670.0 | 5 | 4910.0 | 9 | 4300.0 | 4 | 3130.0 | 6 | 2430.0 | 12 | 1730.0 | 19 | 937.0 | 23 |
| 1965 | 12900.0 | 19 | 10500.0 | 18 | 6570.0 | 21 | 3870.0 | 24 | 3190.0 | 24 | 2470.0 | 24 | 2480.0 | 19 | 2080.0 | 21 | 1510.0 | 22 | 874.0 | 25 |
| 1966 | 5290.0 | 32 | 4700.0 | 32 | 3300.0 | 32 | 2130.0 | 33 | 1500.0 | 33 | 1250.0 | 33 | 1080.0 | 32 | 953.0 | 32 | 825.0 | 32 | 536.0 | 32 |
| 1967 | 17700.0 | 13 | 15700.0 | 12 | 10900.0 | 10 | 6750.0 | 10 | 4590.0 | 12 | 2790.0 | 20 | 2370.0 | 22 | 2390.0 | 14 | 2320.0 | 7 | 1340.0 | 11 |
| 1968 | 26700.0 | 4 | 20700.0 | 2 | 14000.0 | 1 | 8250.0 | 3 | 4860.0 | 10 | 2920.0 | 17 | 2520.0 | 18 | 2370.0 | 15 | 2130.0 | 11 | 1390.0 | 10 |
| 1969 | 23200.0 | 8 | 15800.0 | 11 | 9870.0 | 12 | 7100.0 | 9 | 5400.0 | 5 | 3570.0 | 8 | 2780.0 | 11 | 2370.0 | 16 | 1930.0 | 15 | 1450.0 | 8 |
| 1970 | 7870.0 | 28 | 6830.0 | 28 | 5630.0 | 24 | 3810.0 | 26 | 2490.0 | 28 | 2020.0 | 28 | 2000.0 | 27 | 1780.0 | 26 | 1550.0 | 21 | 961.0 | 21 |
| 1971 | 11200.0 | 21 | 10000.0 | 19 | 8580.0 | 15 | 5960.0 | 16 | 4370.0 | 13 | 2890.0 | 18 | 2210.0 | 25 | 1820.0 | 25 | 1480.0 | 23 | 884.0 | 24 |
| 1972 | 7460.0 | 29 | 6390.0 | 29 | 4670.0 | 30 | 3820.0 | 25 | 2830.0 | 25 | 2030.0 | 27 | 1720.0 | 28 | 1510.0 | 29 | 1350.0 | 29 | 845.0 | 28 |
| 1973 | 9460.0 | 25 | 8120.0 | 24 | 5620.0 | 25 | 4710.0 | 21 | 4130.0 | 15 | 3310.0 | 14 | 2690.0 | 12 | 2540.0 | 9 | 2490.0 | 5 | 1780.0 | 2 |

STATISTICS ON NORMAL MONTHLY MEANS(ALL DAYS)

| OCT | NOV | DEC | JAN | FEB | MARCH | APRIL | MAY | JUNE | JULY | AUG | SEPT |
|---|---|---|---|---|---|---|---|---|---|---|---|
| BY ROWS(MEAN,VARIANCE,STANDARD DEVIATION, SKEWNESS, COEFF. OF VARIATION,PERCENTAGE OF AVERAGE FLOW) | | | | | | | | | | | |
| 0.2928E+03 | 0.6992E+03 | 0.1040E+04 | 0.1652E+04 | 0.1862E+04 | 0.2213E+04 | 0.2025E+04 | 0.1488E+04 | 0.1150E+04 | 0.7853E+03 | 0.3924E+03 | 0.2685E+03 |
| 0.8351E+05 | 0.8069E+06 | 0.1024E+07 | 0.3312E+07 | 0.1557E+07 | 0.1318E+07 | 0.1298E+07 | 0.1020E+07 | 0.7943E+06 | 0.5301E+06 | 0.1903E+06 | 0.3482E+05 |
| 0.2890E+03 | 0.8983E+03 | 0.1012E+04 | 0.1820E+04 | 0.1248E+04 | 0.1148E+04 | 0.1139E+04 | 0.1010E+04 | 0.8912E+03 | 0.7281E+03 | 0.4363E+03 | 0.1866E+03 |
| 0.2810E+01 | 0.2482E+01 | 0.1457E+01 | 0.2345E+01 | 0.7752E+00 | 0.6041E+00 | 0.7093E+00 | 0.1339E+01 | 0.1466E+01 | 0.2098E+01 | 0.3563E+01 | 0.2155E+01 |
| 0.9869E+00 | 0.1285E+01 | 0.9732E+00 | 0.1102E+01 | 0.6702E+00 | 0.5187E+00 | 0.5626E+00 | 0.6787E+00 | 0.7750E+00 | 0.9272E+00 | 0.1112E+01 | 0.6950E+00 |
| 0.2111E+01 | 0.5042E+01 | 0.7500E+01 | 0.1191E+02 | 0.1343E+02 | 0.1596E+02 | 0.1460E+02 | 0.1073E+02 | 0.8293E+01 | 0.5663E+01 | 0.2830E+01 | 0.1936E+01 |

STATISTICS ON NORMAL ANNUAL MEANS(ALL DAYS)

| MEAN | VARIANCE | STANDARD DEVIATION | SKEWNESS | COEFF. OF VARIATION | SERIAL CORR |
|---|---|---|---|---|---|
| 0.1152E+04 | 0.1436E+06 | 0.3789E+03 | 0.3094E+00 | 0.3290E+00 | 0.3565E+00 |

STATISTICS ON LOG MONTHLY MEANS(ALL DAYS)

| OCT | NOV | DEC | JAN | FEB | MARCH | APRIL | MAY | JUNE | JULY | AUG | SEPT |
|---|---|---|---|---|---|---|---|---|---|---|---|
| BY ROWS(MEAN,VARIANCE,STANDARD DEVIATION, SKEWNESS, COEFF. OF VARIATION,PERCENTAGE OF AVERAGE FLOW) | | | | | | | | | | | |
| 0.2351E+01 | 0.2614E+01 | 0.2818E+01 | 0.3014E+01 | 0.3157E+01 | 0.3279E+01 | 0.3232E+01 | 0.3092E+01 | 0.2945E+01 | 0.2760E+01 | 0.2470E+01 | 0.2354E+01 |
| 0.8181E-01 | 0.1776E+00 | 0.1906E+00 | 0.1898E+00 | 0.1184E+00 | 0.6636E-01 | 0.7320E-01 | 0.6582E-01 | 0.1044E+00 | 0.1129E+00 | 0.8354E-01 | 0.6183E-01 |
| 0.2860E+00 | 0.4214E+00 | 0.4365E+00 | 0.4357E+00 | 0.3441E+00 | 0.2576E+00 | 0.2706E+00 | 0.2565E+00 | 0.3231E+00 | 0.3360E+00 | 0.2890E+00 | 0.2487E+00 |
| 0.1224E+01 | 0.8320E+00 | 0.3265E-01 | -0.1498E-01 | -0.5523E+00 | -0.5367E+00 | -0.3672E+00 | 0.6942E+00 | 0.1462E+00 | 0.3664E+00 | 0.1350E+01 | 0.4959E+00 |
| 0.1216E+00 | 0.1612E+00 | 0.1549E+00 | 0.1446E+00 | 0.1090E+00 | 0.7856E-01 | 0.8371E-01 | 0.8296E-01 | 0.1097E+00 | 0.1217E+00 | 0.1170E+00 | 0.1056E+00 |
| 0.6898E+01 | 0.7667E+01 | 0.8268E+01 | 0.8842E+01 | 0.9262E+01 | 0.9620E+01 | 0.9482E+01 | 0.9072E+01 | 0.8640E+01 | 0.8098E+01 | 0.7246E+01 | 0.6905E+01 |

STATISTICS ON LOG ANNUAL MEANS(ALL DAYS)

| MEAN | VARIANCE | STANDARD DEVIATION | SKEWNESS | COEFF. OF VARIATION | SERIAL CORR |
|---|---|---|---|---|---|
| 0.3037E+01 | 0.2358E-01 | 0.1535E+00 | -0.5974E+00 | 0.5057E-01 | 0.3498E+00 |

ANNUAL PEAKS

| | | | | | |
|---|---|---|---|---|---|
| 1942 | 9260 | 1953 | 12200 | 1964 | 22300 |
| 1943 | 17200 | 1954 | 6600 | 1965 | 13300 |
| 1944 | 25700 | 1955 | 4680 | 1966 | 5620 |
| 1945 | 13600 | 1956 | 37500 | 1967 | 18500 |
| 1946 | 7940 | 1957 | 15800 | 1968 | 34600 |
| 1947 | 20300 | 1958 | 14200 | 1969 | 30000 |
| 1948 | 13600 | 1959 | 21800 | 1970 | 8420 |
| 1949 | 30000 | 1960 | 13300 | 1971 | 11900 |
| 1950 | 25500 | 1961 | 24300 | 1972 | 8040 |
| 1951 | 18100 | 1962 | 10600 | 1973 | 11000 |
| 1952 | 34500 | 1963 | 40500 | | |

## 03363500 Flatrock River at St. Paul, Ind.

LOCATION.--Lat 39°25'03", long 85°38'03", in SE¼NE¼ sec.9, T.11 N., R.8 E., Shelby County, on right bank 500 ft (152 m) downstream from highway bridge, 0.8 mile (1.3 km) southwest of St. Paul, and 1.5 miles (2.4 km) downstream from Mill Creek.

DRAINAGE AREA.--303 $mi^2$ (785 $km^2$).

REMARKS.--Slight diversion occasionally by quarry above gage.

### DURATION TABLE OF DAILY DISCHARGE FOR YEAR ENDING SEPTEMBER 30

| CLASS | 0 | 1 | 2 | 3 | 4 | 5 | 6 | 7 | 8 | 9 | 10 | 11 | 12 | 13 | 14 | 15 | 16 | 17 | 18 | 19 | 20 | 21 | 22 | 23 | 24 | 25 | 26 | 27 | 28 | 29 | 30 | 31 | 32 | 33 | 34 | |
|---|---|---|---|---|---|---|---|---|---|---|---|---|---|---|---|---|---|---|---|---|---|---|---|---|---|---|---|---|---|---|---|---|---|---|---|---|
| YEAR | | | | | | | | | | | | | | | NUMBER OF DAYS IN CLASS | | | | | | | | | | | | | | | | | | | | | CFS-DAYS |
| 1931 | | 3 | 1 | 2 | 2 | 3 | 5 | 6 | 2 | 10 | 12 | 10 | 45 | 60 | 55 | 40 | 24 | 25 | 19 | 11 | 10 | 6 | 4 | 7 | 1 | 2 | | | | | | | | | | 27212.0 |
| 1932 | | | | | | | | | 5 | 4 | 9 | 10 | 16 | 36 | 28 | 29 | 15 | 24 | 21 | 36 | 28 | 19 | 29 | 16 | 15 | 11 | 6 | 4 | 3 | 2 | | | | | | 102072.3 |
| 1933 | | | | | | | | | | 3 | 11 | 10 | 9 | 20 | 22 | 13 | 8 | 9 | 8 | 23 | 36 | 45 | 31 | 41 | 32 | 15 | 9 | 7 | 5 | 3 | 3 | | 2 | | | 187943.1 |
| 1934 | | | 2 | 5 | 7 | 9 | 14 | 14 | 14 | 9 | 8 | 16 | 6 | 17 | 49 | 64 | 23 | 18 | 23 | 26 | 15 | 5 | 6 | 3 | 5 | 2 | 2 | 3 | | | | | | | | 39320.4 |
| 1935 | | | | | | | | | 4 | 10 | 15 | 35 | 21 | 71 | 24 | 24 | 27 | 34 | 15 | 24 | 15 | 15 | 10 | 7 | 5 | 4 | 2 | 3 | | | | | | | | 47859.7 |
| 1936 | | | | 3 | 4 | 6 | 8 | 7 | 13 | 13 | 9 | 16 | 11 | 25 | 16 | 18 | 11 | 25 | 14 | 35 | 29 | 27 | 26 | 24 | 6 | 8 | 2 | 6 | 1 | 3 | | | | | | 91605.6 |
| 1937 | | | | | | | | | | | | | 14 | 11 | 27 | 12 | 17 | 28 | 18 | 57 | 40 | 30 | 30 | 26 | 11 | 8 | 8 | 8 | 5 | 6 | 3 | 2 | 1 | 3 | | 208148.0 |
| 1938 | | | | | | | | | | | | 2 | 10 | 14 | 13 | 6 | 13 | 32 | 41 | 36 | 27 | 21 | 28 | 38 | 28 | 16 | 8 | 13 | 3 | 9 | 4 | 3 | | | | 210590.0 |
| 1939 | | | | | | | | | 1 | 10 | 7 | 5 | 29 | 20 | 13 | 18 | 25 | 28 | 17 | 21 | 27 | 39 | 33 | 22 | 12 | 16 | 9 | 7 | 3 | 1 | 1 | | 1 | | | 130567.1 |
| 1940 | | | | 1 | 2 | 2 | 2 | 9 | 19 | 20 | 22 | 15 | 39 | 48 | 16 | 9 | 18 | 17 | 25 | 25 | 15 | 15 | 12 | 12 | 7 | 6 | 4 | 3 | | 1 | 1 | 1 | | | | 71142.5 |
| 1941 | | 2 | 5 | 7 | 9 | 7 | 29 | 10 | 14 | 8 | 11 | 21 | 27 | 39 | 71 | 67 | 8 | 12 | 6 | 4 | 2 | 2 | 1 | 1 | 2 | | | | | | | | | | | 14805.2 |
| 1942 | | | | 1 | 1 | 1 | | | | | | 2 | 8 | 13 | 25 | 21 | 31 | 46 | 47 | 44 | 27 | 31 | 17 | 13 | 10 | 9 | 5 | 8 | 4 | 1 | | | | | | 104511.6 |
| 1943 | | | | | | | | | | | 1 | 12 | 39 | 27 | 10 | 10 | 13 | 21 | 32 | 47 | 46 | 28 | 23 | 19 | 13 | 7 | 7 | 2 | 3 | 2 | 1 | 1 | 1 | | | 118194.0 |
| 1944 | | | | | | | | | 8 | 24 | 22 | 36 | 51 | 55 | 39 | 5 | 9 | 7 | 6 | 13 | 15 | 19 | 21 | 14 | 8 | 5 | 1 | 3 | 2 | 1 | | 2 | | | | 75401.5 |
| 1945 | | | | | | | | | 12 | 19 | 11 | 49 | 48 | 9 | 16 | 13 | 10 | 18 | 9 | 18 | 22 | 24 | 18 | 20 | 14 | 9 | 8 | 4 | 10 | 1 | 3 | | | | | 122800.5 |
| 1946 | | | | | | | | | | 8 | 17 | 6 | 9 | 9 | 7 | 10 | 10 | 35 | 36 | 41 | 36 | 34 | 26 | 33 | 23 | 12 | 8 | 4 | 1 | | | | | | | 113735.2 |
| 1947 | | | | | | | | | | 15 | 2 | 3 | 23 | 19 | 7 | 11 | 14 | 44 | 21 | 35 | 21 | 25 | 31 | 28 | 24 | 17 | 5 | 5 | 9 | 2 | 2 | 2 | | | | 160618.8 |
| 1948 | | | | | | | | | | 2 | 19 | 10 | 13 | 21 | 34 | 53 | 35 | 43 | 8 | 16 | 20 | 21 | 15 | 17 | 11 | 6 | 5 | 9 | 4 | 2 | 2 | | | | | 105678.2 |
| 1949 | | | | | | | | | | 9 | 9 | 5 | 20 | 22 | 16 | 25 | 18 | 31 | 13 | 16 | 21 | 39 | 22 | 30 | 26 | 14 | 7 | 6 | 4 | 4 | 4 | 2 | 1 | | 1 | 188745.6 |
| 1950 | | | | | | | | | | | | | | 5 | 12 | 38 | 30 | 31 | 16 | 20 | 35 | 40 | 30 | 37 | 17 | 14 | 7 | 11 | 6 | 5 | 5 | 2 | 2 | 2 | | 234456.0 |
| 1951 | | | | | | | | | | | 13 | 22 | 10 | 4 | 6 | 10 | 21 | 28 | 14 | 16 | 48 | 41 | 21 | 30 | 22 | 19 | 16 | 8 | 9 | 3 | 3 | 1 | | | | 187283.0 |
| 1952 | | | | | | | | 2 | 6 | 13 | 34 | 20 | 22 | 19 | 12 | 14 | 12 | 19 | 18 | 13 | 16 | 31 | 20 | 37 | 20 | 13 | 13 | 4 | 1 | 3 | 2 | | 1 | 1 | | 148080.6 |
| 1953 | | | | | | | 15 | 4 | 3 | 16 | 20 | 17 | 17 | 8 | 19 | 15 | 17 | 20 | 17 | 19 | 26 | 46 | 26 | 19 | 19 | 9 | 6 | 4 | 3 | | | | | | | 72542.4 |
| 1954 | | | | | 3 | 18 | 24 | 8 | 15 | 35 | 23 | 46 | 20 | 16 | 24 | 9 | 30 | 32 | 10 | 10 | 14 | 11 | 8 | 6 | 1 | 1 | 1 | | | | | | | | | 27658.2 |
| 1955 | | | | 1 | 6 | 14 | 8 | 3 | 3 | 3 | 19 | 25 | 23 | 21 | 12 | 6 | 12 | 38 | 19 | 27 | 27 | 33 | 26 | 16 | 11 | 9 | 3 | | | | | | | | | 71576.3 |
| 1956 | | | | | | | | | | 12 | 9 | 11 | 10 | 12 | 6 | 5 | 19 | 50 | 39 | 40 | 19 | 31 | 30 | 24 | 18 | 12 | 8 | 3 | 4 | 2 | | 1 | 1 | | | 132906.6 |
| 1957 | | | | | | | 1 | 3 | 3 | 12 | 17 | 14 | 25 | 21 | 9 | 28 | 17 | 19 | 37 | 36 | 28 | 19 | 27 | 15 | 8 | 8 | 3 | 6 | 5 | 3 | 1 | | | | | 105648.8 |
| 1958 | | | | | | | | | | | | 9 | 6 | 1 | 9 | 11 | 10 | 15 | 29 | 59 | 43 | 42 | 30 | 31 | 19 | 17 | 11 | 12 | 5 | 4 | 1 | 1 | | | | 175404.0 |
| 1959 | | | | | | | | | 1 | 6 | 7 | 15 | 16 | 14 | 9 | 15 | 12 | 45 | 18 | 38 | 30 | 40 | 32 | 34 | 14 | 8 | 2 | 2 | 3 | | 2 | | 1 | 1 | | 126302.5 |
| 1960 | | | | | | | | | | | 1 | 15 | 12 | 22 | 17 | 24 | 23 | 44 | 51 | 36 | 41 | 31 | 12 | 14 | 11 | 4 | 3 | 3 | 1 | | 1 | | | | | 81218.0 |
| 1961 | | | | | | | | | | | 13 | 16 | 20 | 48 | 39 | 29 | 28 | 24 | 13 | 17 | 14 | 16 | 19 | 11 | 11 | 12 | 16 | 7 | 4 | 4 | 1 | 2 | 1 | | | 139291.0 |
| 1962 | | | | | | | | | | | | 4 | 31 | 31 | 28 | 32 | 25 | 28 | 18 | 26 | 40 | 28 | 28 | 16 | 10 | 3 | 7 | 8 | 1 | 1 | | | | | | 93768.0 |
| 1963 | | | | 1 | 5 | 4 | 4 | 5 | | 1 | 10 | 2 | 18 | 62 | 82 | 29 | 17 | 11 | 13 | 21 | 20 | 14 | 14 | 11 | 7 | 2 | 6 | 2 | 1 | 1 | | 1 | | 1 | | 79827.1 |
| 1964 | | | 12 | 7 | 4 | | 2 | 9 | 9 | 38 | 37 | 27 | 14 | 20 | 33 | 20 | 25 | 15 | 7 | 6 | 14 | 14 | 15 | 5 | 7 | 5 | 9 | 4 | 2 | 2 | 3 | | 1 | | | 90903.8 |
| 1965 | | | | | | | | | 17 | 11 | 18 | 13 | 35 | 35 | 28 | 24 | 18 | 25 | 9 | 21 | 19 | 22 | 21 | 12 | 12 | 13 | 6 | | 4 | | 2 | | | | | 89310.3 |
| 1966 | | | | | | | | 6 | 6 | 5 | 20 | 19 | 10 | 16 | 25 | 32 | 47 | 48 | 28 | 24 | 33 | 18 | 9 | 9 | 3 | 2 | 4 | 1 | | | | | | | | 51769.1 |
| 1967 | | | | | | | | 7 | 18 | 8 | 18 | 18 | 25 | 11 | 13 | 9 | 11 | 19 | 17 | 23 | 39 | 29 | 28 | 23 | 14 | 9 | 12 | 8 | 3 | 1 | 1 | 1 | | | | 125705.1 |
| 1968 | | | | | | | | 1 | 4 | | 1 | 5 | 11 | 16 | 34 | 17 | 10 | 40 | 27 | 27 | 36 | 28 | 28 | 30 | 18 | 8 | 9 | 6 | 4 | 4 | | 1 | | 1 | | 146485.6 |
| 1969 | | | | | | | | | | | | | | 25 | 13 | 11 | 11 | 17 | 26 | 62 | 51 | 34 | 33 | 25 | 22 | 9 | 9 | 6 | 4 | 3 | 3 | 1 | | | | 155068.0 |
| 1970 | | | | | | | | | | | | 5 | 20 | 19 | 20 | 24 | 40 | 47 | 37 | 18 | 36 | 30 | 23 | 15 | 12 | 5 | 6 | 6 | 1 | 1 | | | | | | 91579.0 |
| 1971 | | | | | | | | | | | | 11 | 22 | 14 | 15 | 18 | 54 | 60 | 21 | 37 | 27 | 27 | 20 | 11 | 12 | 3 | 3 | 7 | 1 | 2 | | | | | | 88554.0 |
| 1972 | | | | | | | | | | 2 | 17 | 12 | 15 | 24 | 33 | 26 | 13 | 18 | 20 | 34 | 45 | 37 | 22 | 16 | 12 | 6 | 11 | 3 | | | | | | | | 89267.2 |
| 1973 | | | | | | | | | | | | 3 | 17 | 8 | 22 | 14 | 12 | 16 | 11 | 15 | 40 | 36 | 37 | 40 | 31 | 28 | 20 | 10 | 3 | 1 | 1 | | | | | 178389.0 |

| CLASS | CFS | TOTAL | ACCUM | PERCT | CLASS | CFS | TOTAL | ACCUM | PERCT | CLASS | CFS | TOTAL | ACCUM | PERCT | CLASS | CFS | TOTAL | ACCUM | PERCT |
|---|---|---|---|---|---|---|---|---|---|---|---|---|---|---|---|---|---|---|---|
| 0 | 0.00 | 0 | 15706 | 100.0 | 9 | 6.80 | 330 | 15147 | 96.4 | 18 | 110.0 | 896 | 7956 | 50.7 | 27 | 1600 | 215 | 509 | 3.2 |
| 1 | 0.50 | 5 | 15706 | 100.0 | 10 | 9.30 | 459 | 14817 | 94.3 | 19 | 140.0 | 1180 | 7060 | 45.0 | 28 | 2200 | 119 | 294 | 1.8 |
| 2 | 0.80 | 20 | 15701 | 100.0 | 11 | 13.00 | 592 | 14358 | 91.4 | 20 | 190.0 | 1213 | 5880 | 37.4 | 29 | 3000 | 78 | 175 | 1.1 |
| 3 | 1.10 | 28 | 15681 | 99.8 | 12 | 17.00 | 828 | 13766 | 87.6 | 21 | 260.0 | 1123 | 4667 | 29.7 | 30 | 4100 | 50 | 97 | .6 |
| 4 | 1.50 | 43 | 15653 | 99.7 | 13 | 23.00 | 1019 | 12938 | 82.4 | 22 | 360.0 | 935 | 3544 | 22.6 | 31 | 5500 | 24 | 47 | .2 |
| 5 | 2.00 | 79 | 15610 | 99.4 | 14 | 31.00 | 1004 | 11919 | 75.9 | 23 | 480.0 | 858 | 2609 | 16.6 | 32 | 7500 | 13 | 23 | .1 |
| 6 | 2.70 | 101 | 15531 | 98.9 | 15 | 42.00 | 910 | 10915 | 69.5 | 24 | 660.0 | 574 | 1751 | 11.1 | 33 | 10000 | 9 | 10 | |
| 7 | 3.70 | 93 | 15430 | 98.2 | 16 | 58.00 | 846 | 10005 | 63.7 | 25 | 890.0 | 383 | 1177 | 7.5 | 34 | 14000 | 1 | 1 | |
| 8 | 5.00 | 190 | 15337 | 97.7 | 17 | 78.00 | 1203 | 9159 | 58.3 | 26 | 1200.0 | 285 | 794 | 5.1 | | | | | |

### LOWEST MEAN DISCHARGE, IN CFS, AND RANKING, FOR THE FOLLOWING NUMBER OF CONSECUTIVE DAYS IN YEAR ENDING MARCH 31

| YEAR | 1 | | 3 | | 7 | | 14 | | 30 | | 60 | | 90 | | 120 | | 183 | | ANNUAL | |
|---|---|---|---|---|---|---|---|---|---|---|---|---|---|---|---|---|---|---|---|---|
| 1932 | 0.60 | 1 | 0.77 | 1 | 1.00 | 3 | 4.50 | 9 | 10.60 | 17 | 20.10 | 23 | 30.30 | 23 | 37.40 | 22 | 46.50 | 14 | 255.00 | 15 |
| 1933 | 5.50 | 15 | 6.10 | 15 | 7.00 | 16 | 7.90 | 16 | 14.30 | 23 | 35.50 | 32 | 116.00 | 40 | 133.00 | 37 | 145.00 | 35 | 399.00 | 30 |
| 1934 | 7.30 | 21 | 7.60 | 19 | 9.40 | 21 | 11.30 | 22 | 14.60 | 24 | 24.20 | 24 | 59.30 | 33 | 63.20 | 31 | 79.60 | 22 | 275.00 | 20 |
| 1935 | 1.00 | 4 | 1.10 | 4 | 1.20 | 4 | 1.80 | 3 | 2.30 | 2 | 4.50 | 3 | 6.30 | 3 | 8.00 | 3 | 11.00 | 1 | 39.40 | 1 |
| 1936 | 23.00 | 38 | 23.30 | 38 | 25.30 | 38 | 27.00 | 37 | 27.80 | 34 | 41.20 | 35 | 58.10 | 32 | 86.80 | 33 | 133.00 | 32 | 286.00 | 23 |
| 1937 | 1.30 | 5 | 1.30 | 5 | 1.60 | 5 | 2.10 | 4 | 3.20 | 5 | 6.90 | 6 | 15.30 | 12 | 27.70 | 17 | 127.00 | 30 | 565.00 | 40 |
| 1938 | 17.00 | 35 | 18.00 | 36 | 23.40 | 36 | 27.10 | 38 | 35.90 | 38 | 52.20 | 38 | 79.10 | 36 | 92.90 | 34 | 154.00 | 36 | 431.00 | 33 |
| 1939 | 15.00 | 33 | 16.30 | 34 | 17.90 | 33 | 19.50 | 32 | 20.40 | 29 | 28.50 | 26 | 43.60 | 29 | 58.40 | 29 | 88.20 | 26 | 396.00 | 29 |
| 1940 | 6.60 | 18 | 7.10 | 18 | 7.80 | 17 | 8.70 | 18 | 9.50 | 15 | 13.60 | 15 | 16.60 | 14 | 18.50 | 11 | 49.50 | 17 | 271.00 | 17 |
| 1941 | 1.30 | 6 | 1.60 | 7 | 2.20 | 8 | 3.20 | 8 | 3.30 | 6 | 4.50 | 4 | 6.30 | 4 | 9.90 | 5 | 17.60 | 5 | 131.00 | 3 |
| 1942 | 0.70 | 2 | 0.80 | 2 | 0.89 | 2 | 1.70 | 2 | 3.90 | 7 | 5.90 | 5 | 12.10 | 11 | 21.60 | 13 | 46.90 | 15 | 200.00 | 12 |
| 1943 | 14.00 | 32 | 15.70 | 32 | 20.40 | 35 | 21.60 | 34 | 22.30 | 30 | 30.40 | 28 | 74.00 | 35 | 76.40 | 32 | 125.00 | 29 | 321.00 | 26 |
| 1944 | 11.00 | 23 | 12.00 | 26 | 12.70 | 25 | 13.10 | 25 | 16.80 | 25 | 19.80 | 22 | 22.20 | 19 | 24.10 | 16 | 30.50 | 8 | 184.00 | 7 |
| 1945 | 5.80 | 16 | 6.10 | 16 | 6.40 | 14 | 6.60 | 13 | 7.40 | 11 | 8.30 | 10 | 8.90 | 6 | 10.00 | 6 | 12.70 | 2 | 274.00 | 18 |
| 1946 | 13.00 | 30 | 13.70 | 29 | 15.10 | 28 | 16.10 | 26 | 19.60 | 27 | 51.60 | 37 | 83.80 | 37 | 193.00 | 41 | 218.00 | 40 | 430.00 | 32 |
| 1947 | 7.00 | 19 | 7.80 | 20 | 7.90 | 18 | 8.20 | 17 | 8.80 | 14 | 11.70 | 13 | 15.70 | 13 | 22.80 | 15 | 52.50 | 19 | 195.00 | 10 |
| 1948 | 28.00 | 40 | 28.30 | 40 | 28.70 | 40 | 31.90 | 39 | 38.70 | 39 | 44.20 | 36 | 52.50 | 31 | 59.60 | 30 | 143.00 | 34 | 486.00 | 37 |
| 1949 | 7.00 | 20 | 7.80 | 21 | 8.10 | 19 | 8.80 | 19 | 12.70 | 20 | 14.00 | 17 | 19.30 | 18 | 52.30 | 26 | 81.50 | 24 | 570.00 | 41 |
| 1950 | 11.00 | 24 | 11.00 | 23 | 13.00 | 26 | 17.20 | 30 | 28.90 | 36 | 85.30 | 41 | 91.50 | 38 | 99.60 | 36 | 115.00 | 28 | 558.00 | 39 |

LOWEST MEAN DISCHARGE, IN CFS, AND RANKING, FOR THE FOLLOWING NUMBER OF CONSECUTIVE DAYS IN YEAR ENDING MARCH 31

| YEAR | 1 | 3 | 7 | 14 | 30 | 60 | 90 | 120 | 183 | ANNUAL |
|---|---|---|---|---|---|---|---|---|---|---|
| 1951 | 23.00 39 | 23.30 37 | 27.70 39 | 34.30 40 | 41.40 40 | 65.40 39 | 132.00 41 | 140.00 39 | 194.00 38 | 538.00 38 |
| 1952 | 11.00 25 | 11.00 24 | 11.40 24 | 12.00 23 | 12.60 19 | 13.90 16 | 16.90 15 | 28.90 18 | 104.00 27 | 458.00 35 |
| 1953 | 4.60 14 | 5.00 14 | 6.40 15 | 7.80 15 | 8.20 13 | 10.60 12 | 11.30 8 | 12.30 8 | 29.60 7 | 187.00 9 |
| 1954 | 2.00 9 | 2.10 9 | 2.20 9 | 2.20 6 | 2.40 3 | 3.20 1 | 4.70 1 | 7.30 2 | 13.90 3 | 109.00 2 |
| 1955 | 1.80 8 | 1.80 8 | 2.10 7 | 2.40 7 | 2.90 4 | 7.10 7 | 7.90 5 | 9.80 4 | 14.40 4 | 175.00 5 |
| 1956 | 1.40 7 | 1.50 6 | 1.80 6 | 2.10 5 | 4.50 8 | 18.60 20 | 63.60 34 | 94.50 35 | 137.00 33 | 315.00 25 |
| 1957 | 3.50 10 | 3.80 10 | 5.60 13 | 6.70 14 | 7.70 12 | 9.80 11 | 11.50 9 | 15.50 9 | 37.20 11 | 184.00 8 |
| 1958 | 14.00 31 | 15.00 31 | 15.70 31 | 16.50 28 | 22.40 31 | 31.90 29 | 38.30 26 | 56.50 27 | 206.00 39 | 392.00 28 |
| 1959 | 67.00 42 | 68.30 42 | 76.10 42 | 93.40 42 | 96.60 42 | 134.00 42 | 176.00 42 | 195.00 42 | 323.00 42 | 581.00 42 |
| 1960 | 6.30 17 | 6.90 17 | 8.30 20 | 9.60 20 | 13.40 22 | 18.40 19 | 24.50 20 | 33.10 19 | 50.20 18 | 199.00 11 |
| 1961 | 11.00 26 | 11.00 25 | 11.30 23 | 12.00 24 | 13.00 21 | 15.40 18 | 18.60 17 | 21.90 14 | 33.80 9 | 275.00 21 |
| 1962 | 17.00 36 | 17.70 35 | 19.30 34 | 20.60 33 | 26.70 33 | 32.20 30 | 37.30 25 | 46.70 25 | 80.10 23 | 413.00 31 |
| 1963 | 16.00 34 | 16.00 33 | 17.30 32 | 18.60 31 | 24.30 32 | 27.80 25 | 30.20 22 | 35.40 20 | 44.70 13 | 203.00 13 |
| 1964 | 0.80 3 | 0.80 3 | 0.80 1 | 0.87 1 | 1.30 1 | 3.40 2 | 5.90 2 | 6.90 1 | 18.80 6 | 154.00 4 |
| 1965 | 3.80 11 | 4.30 12 | 4.50 10 | 5.40 11 | 6.70 10 | 7.10 8 | 9.00 7 | 11.70 7 | 35.20 10 | 295.00 24 |
| 1966 | 12.00 27 | 13.30 27 | 15.30 29 | 16.20 27 | 16.90 26 | 36.50 34 | 40.60 27 | 56.90 28 | 67.50 21 | 214.00 14 |
| 1967 | 4.10 13 | 4.30 13 | 4.80 11 | 6.20 12 | 10.00 16 | 13.20 14 | 18.50 16 | 19.60 12 | 49.50 16 | 265.00 16 |
| 1968 | 4.00 12 | 4.20 11 | 4.80 12 | 5.20 10 | 5.60 9 | 7.90 9 | 11.80 10 | 17.60 10 | 39.10 12 | 274.00 19 |
| 1969 | 23.00 37 | 24.00 39 | 24.30 37 | 26.20 36 | 28.20 35 | 35.30 31 | 46.50 30 | 136.00 38 | 233.00 41 | 464.00 36 |
| 1970 | 47.00 41 | 47.70 41 | 49.90 41 | 57.60 41 | 71.60 41 | 78.00 40 | 92.20 39 | 159.00 40 | 168.00 37 | 353.00 27 |
| 1971 | 13.00 28 | 14.00 30 | 15.60 30 | 21.90 35 | 29.20 37 | 36.10 33 | 40.80 28 | 44.30 24 | 61.70 20 | 281.00 22 |
| 1972 | 13.00 29 | 13.70 28 | 15.10 27 | 17.20 29 | 19.80 28 | 28.60 27 | 32.40 24 | 35.70 21 | 81.60 25 | 182.00 6 |
| 1973 | 8.90 22 | 9.20 22 | 10.20 22 | 10.90 21 | 12.30 18 | 19.60 21 | 29.20 21 | 38.30 23 | 131.00 31 | 437.00 34 |

HIGHEST MEAN DISCHARGE, IN CFS, AND RANKING, FOR THE FOLLOWING NUMBER OF CONSECUTIVE DAYS IN YEAR ENDING SEPTEMBER 30

| YEAR | 1 | 3 | 7 | 15 | 30 | 60 | 90 | 120 | 183 | ANNUAL |
|---|---|---|---|---|---|---|---|---|---|---|
| 1931 | 1160.0 42 | 1000.0 42 | 678.0 41 | 514.0 41 | 347.0 42 | 258.0 42 | 198.0 42 | 160.0 42 | 117.0 42 | 74.6 42 |
| 1932 | 3880.0 29 | 2230.0 32 | 1840.0 30 | 1550.0 26 | 1110.0 24 | 888.0 21 | 701.0 25 | 579.0 26 | 434.0 29 | 279.0 24 |
| 1933 | 9620.0 8 | 5350.0 16 | 3070.0 15 | 1840.0 19 | 1210.0 20 | 1110.0 12 | 943.0 10 | 865.0 9 | 831.0 6 | 515.0 5 |
| 1934 | 1860.0 38 | 1520.0 38 | 1020.0 40 | 584.0 40 | 407.0 41 | 291.0 41 | 223.0 41 | 255.0 40 | 193.0 40 | 108.0 40 |
| 1935 | 1770.0 39 | 1440.0 39 | 1200.0 37 | 950.0 37 | 611.0 37 | 409.0 38 | 372.0 38 | 308.0 38 | 238.0 38 | 131.0 39 |
| 1936 | 3640.0 31 | 2880.0 29 | 1860.0 28 | 1320.0 29 | 877.0 30 | 863.0 22 | 693.0 27 | 588.0 24 | 451.0 26 | 250.0 27 |
| 1937 | 13400.0 3 | 9470.0 2 | 6090.0 1 | 5350.0 1 | 3530.0 1 | 2120.0 2 | 1500.0 2 | 1290.0 2 | 973.0 2 | 570.0 3 |
| 1938 | 6540.0 19 | 5370.0 14 | 3510.0 11 | 2250.0 9 | 1940.0 4 | 1460.0 4 | 1130.0 5 | 1060.0 4 | 872.0 5 | 577.0 2 |
| 1939 | 8020.0 9 | 5370.0 15 | 3290.0 12 | 2050.0 12 | 1260.0 17 | 1060.0 13 | 952.0 9 | 789.0 12 | 621.0 13 | 358.0 15 |
| 1940 | 6900.0 17 | 5010.0 17 | 2980.0 17 | 1650.0 24 | 959.0 28 | 598.0 34 | 585.0 33 | 500.0 32 | 372.0 34 | 194.0 37 |
| 1941 | 888.0 43 | 537.0 43 | 326.0 43 | 200.0 43 | 156.0 43 | 103.0 43 | 84.3 43 | 74.6 43 | 65.4 43 | 40.6 43 |
| 1942 | 3890.0 28 | 3090.0 27 | 1860.0 29 | 1450.0 27 | 862.0 33 | 757.0 26 | 672.0 28 | 581.0 25 | 465.0 24 | 286.0 23 |
| 1943 | 7970.0 11 | 5550.0 11 | 4060.0 6 | 2200.0 10 | 1220.0 19 | 805.0 24 | 713.0 22 | 627.0 21 | 533.0 19 | 324.0 19 |
| 1944 | 7130.0 14 | 5510.0 12 | 3620.0 9 | 1980.0 13 | 1260.0 18 | 911.0 20 | 705.0 24 | 577.0 27 | 394.0 33 | 206.0 34 |
| 1945 | 5450.0 22 | 4470.0 20 | 2830.0 20 | 1690.0 21 | 1370.0 14 | 1120.0 10 | 864.0 14 | 808.0 11 | 604.0 14 | 336.0 18 |
| 1946 | 2390.0 34 | 1720.0 36 | 1400.0 33 | 1050.0 33 | 739.0 34 | 655.0 32 | 648.0 29 | 554.0 30 | 471.0 23 | 312.0 20 |
| 1947 | 6800.0 18 | 5490.0 13 | 3110.0 14 | 1890.0 16 | 1480.0 11 | 1330.0 6 | 1080.0 6 | 925.0 8 | 744.0 8 | 440.0 9 |
| 1948 | 5400.0 23 | 3700.0 25 | 2560.0 22 | 1870.0 17 | 1570.0 9 | 1020.0 15 | 849.0 15 | 698.0 15 | 521.0 21 | 289.0 21 |
| 1949 | 16500.0 1 | 10400.0 1 | 5350.0 2 | 3070.0 3 | 2590.0 3 | 1780.0 3 | 1470.0 3 | 1240.0 3 | 938.0 3 | 517.0 4 |
| 1950 | 12400.0 4 | 8690.0 3 | 5040.0 3 | 4460.0 2 | 2970.0 2 | 2340.0 1 | 1760.0 1 | 1510.0 1 | 1110.0 1 | 642.0 1 |
| 1951 | 7000.0 16 | 4850.0 18 | 2890.0 19 | 2140.0 11 | 1310.0 15 | 1120.0 11 | 1010.0 8 | 981.0 6 | 885.0 4 | 513.0 6 |
| 1952 | 12200.0 5 | 8100.0 4 | 3970.0 7 | 2430.0 5 | 1520.0 10 | 1320.0 7 | 1040.0 7 | 964.0 7 | 759.0 7 | 405.0 11 |
| 1953 | 1990.0 36 | 1770.0 35 | 1350.0 36 | 975.0 36 | 590.0 38 | 446.0 36 | 444.0 36 | 413.0 35 | 358.0 35 | 199.0 35 |
| 1954 | 1390.0 41 | 1020.0 41 | 671.0 42 | 495.0 42 | 433.0 40 | 293.0 40 | 228.0 40 | 191.0 41 | 141.0 41 | 75.8 41 |
| 1955 | 1480.0 40 | 1220.0 40 | 1040.0 39 | 869.0 38 | 700.0 35 | 553.0 35 | 459.0 35 | 411.0 36 | 340.0 37 | 196.0 36 |
| 1956 | 8000.0 10 | 5880.0 9 | 3050.0 16 | 1860.0 18 | 1120.0 23 | 735.0 30 | 623.0 30 | 577.0 28 | 539.0 18 | 363.0 14 |
| 1957 | 4950.0 25 | 3800.0 24 | 2280.0 27 | 1410.0 28 | 918.0 29 | 847.0 23 | 790.0 18 | 672.0 17 | 526.0 20 | 289.0 22 |
| 1958 | 7100.0 15 | 4260.0 21 | 2460.0 23 | 1670.0 22 | 1150.0 22 | 1050.0 14 | 934.0 11 | 840.0 10 | 648.0 11 | 481.0 8 |
| 1959 | 10500.0 7 | 7210.0 6 | 3540.0 10 | 1910.0 15 | 1710.0 6 | 1150.0 9 | 880.0 13 | 739.0 13 | 592.0 15 | 346.0 16 |
| 1960 | 4400.0 26 | 2680.0 31 | 1390.0 34 | 1030.0 34 | 653.0 36 | 445.0 37 | 373.0 37 | 342.0 37 | 344.0 36 | 222.0 32 |
| 1961 | 7850.0 12 | 5550.0 10 | 3120.0 13 | 2300.0 8 | 1720.0 5 | 1340.0 5 | 1270.0 4 | 1040.0 5 | 725.0 10 | 382.0 13 |
| 1962 | 3440.0 32 | 2760.0 30 | 1660.0 31 | 1170.0 32 | 1030.0 26 | 739.0 29 | 698.0 26 | 601.0 23 | 456.0 25 | 257.0 25 |
| 1963 | 13800.0 2 | 8030.0 5 | 4100.0 5 | 2340.0 7 | 1610.0 7 | 1000.0 17 | 738.0 21 | 574.0 29 | 401.0 32 | 219.0 33 |
| 1964 | 7520.0 13 | 5950.0 8 | 3760.0 8 | 2360.0 6 | 1580.0 8 | 1250.0 8 | 888.0 12 | 680.0 16 | 482.0 22 | 248.0 28 |
| 1965 | 4980.0 24 | 4040.0 23 | 2310.0 25 | 1300.0 30 | 974.0 27 | 749.0 27 | 766.0 19 | 630.0 19 | 446.0 27 | 245.0 29 |
| 1966 | 1900.0 37 | 1610.0 37 | 1130.0 38 | 724.0 39 | 477.0 39 | 372.0 39 | 315.0 39 | 269.0 39 | 237.0 39 | 142.0 38 |
| 1967 | 5950.0 20 | 4590.0 19 | 2970.0 18 | 1710.0 20 | 1090.0 25 | 742.0 28 | 706.0 23 | 628.0 20 | 623.0 12 | 344.0 17 |
| 1968 | 12100.0 6 | 7170.0 7 | 4410.0 4 | 2450.0 4 | 1440.0 12 | 950.0 18 | 807.0 16 | 664.0 18 | 579.0 16 | 400.0 12 |
| 1969 | 5660.0 21 | 4260.0 22 | 2650.0 21 | 1950.0 14 | 1390.0 13 | 929.0 19 | 752.0 20 | 615.0 22 | 561.0 17 | 425.0 10 |
| 1970 | 3310.0 33 | 2180.0 33 | 1600.0 32 | 1030.0 35 | 863.0 32 | 674.0 31 | 596.0 31 | 530.0 31 | 436.0 28 | 251.0 26 |
| 1971 | 3770.0 30 | 3060.0 28 | 2440.0 24 | 1610.0 25 | 1160.0 21 | 761.0 25 | 588.0 32 | 488.0 33 | 404.0 31 | 243.0 31 |
| 1972 | 2110.0 35 | 1790.0 34 | 1390.0 35 | 1170.0 31 | 866.0 31 | 628.0 33 | 547.0 34 | 479.0 34 | 421.0 30 | 244.0 30 |
| 1973 | 4200.0 27 | 3240.0 26 | 2280.0 26 | 1650.0 23 | 1260.0 16 | 1010.0 16 | 794.0 17 | 714.0 14 | 742.0 9 | 489.0 7 |

STATISTICS ON NORMAL MONTHLY MEANS(ALL DAYS)

| OCT | NOV | DEC | JAN | FEB | MARCH | APRIL | MAY | JUNE | JULY | AUG | SEPT |
|---|---|---|---|---|---|---|---|---|---|---|---|
| BY ROWS(MEAN,VARIANCE,STANDARD DEVIATION, SKEWNESS, COEFF. OF VARIATION,PERCENTAGE OF AVERAGE FLOW) | | | | | | | | | | | |
| 0.7792E+02 | 0.1932E+03 | 0.3078E+03 | 0.5383E+03 | 0.5101E+03 | 0.5956E+03 | 0.5670E+03 | 0.3948E+03 | 0.2700E+03 | 0.1748E+03 | 0.6953E+02 | 0.6054E+02 |
| 0.1721E+05 | 0.6918E+05 | 0.9879E+05 | 0.5648E+06 | 0.1438E+06 | 0.1595E+06 | 0.1365E+06 | 0.9644E+05 | 0.5831E+05 | 0.3593E+05 | 0.1276E+05 | 0.4958E+04 |
| 0.1312E+03 | 0.2630E+03 | 0.3143E+03 | 0.7515E+03 | 0.3792E+03 | 0.3994E+03 | 0.3695E+03 | 0.3105E+03 | 0.2415E+03 | 0.1896E+03 | 0.1129E+03 | 0.7042E+02 |
| 0.2911E+01 | 0.2047E+01 | 0.1093E+01 | 0.2629E+01 | 0.1151E+01 | 0.8340E+00 | 0.5740E+00 | 0.1361E+01 | 0.1408E+01 | 0.2058E+01 | 0.3863E+01 | 0.1705E+01 |
| 0.1683E+01 | 0.1361E+01 | 0.1021E+01 | 0.1396E+01 | 0.7433E+00 | 0.6705E+00 | 0.6517E+00 | 0.7867E+00 | 0.8945E+00 | 0.1084E+01 | 0.1624E+01 | 0.1163E+01 |
| 0.2073E+01 | 0.5139E+01 | 0.8188E+01 | 0.1432E+02 | 0.1357E+02 | 0.1584E+02 | 0.1508E+02 | 0.1050E+02 | 0.7181E+01 | 0.4650E+01 | 0.1849E+01 | 0.1610E+01 |

STATISTICS ON NORMAL ANNUAL MEANS(ALL DAYS)

| MEAN | VARIANCE | STANDARD DEVIATION | SKEWNESS | COEFF. OF VARIATION | SERIAL CORR |
|---|---|---|---|---|---|
| 0.3123E+03 | 0.2086E+05 | 0.1444E+03 | 0.3073E+00 | 0.4626E+00 | 0.3576E+00 |

STATISTICS ON LOG MONTHLY MEANS(ALL DAYS)

| OCT | NOV | DEC | JAN | FEB | MARCH | APRIL | MAY | JUNE | JULY | AUG | SEPT |
|---|---|---|---|---|---|---|---|---|---|---|---|
| BY ROWS(MEAN,VARIANCE,STANDARD DEVIATION, SKEWNESS, COEFF. OF VARIATION,PERCENTAGE OF AVERAGE FLOW) | | | | | | | | | | | |
| 0.1503E+01 | 0.1925E+01 | 0.2194E+01 | 0.2425E+01 | 0.2540E+01 | 0.2659E+01 | 0.2640E+01 | 0.2472E+01 | 0.2258E+01 | 0.2003E+01 | 0.1582E+01 | 0.1477E+01 |
| 0.3274E+00 | 0.3402E+00 | 0.3336E+00 | 0.2829E+00 | 0.2096E+00 | 0.1250E+00 | 0.1208E+00 | 0.1168E+00 | 0.1700E+00 | 0.2440E+00 | 0.1874E+00 | 0.3049E+00 |
| 0.5722E+00 | 0.5832E+00 | 0.5775E+00 | 0.5319E+00 | 0.4578E+00 | 0.3536E+00 | 0.3475E+00 | 0.3418E+00 | 0.4123E+00 | 0.4940E+00 | 0.4329E+00 | 0.5522E+00 |
| 0.3388E+00 | 0.2233E+00 | -0.3433E+00 | 0.2633E-01 | -0.1019E+01 | -0.7366E+00 | -0.6177E+00 | -0.1734E+00 | -0.1994E+00 | -0.2344E+00 | 0.7208E+00 | 0.3157E-01 |
| 0.3807E+00 | 0.3030E+00 | 0.2632E+00 | 0.2193E+00 | 0.1803E+00 | 0.1330E+00 | 0.1317E+00 | 0.1382E+00 | 0.1825E+00 | 0.2466E+00 | 0.2736E+00 | 0.3738E+00 |
| 0.5852E+01 | 0.7496E+01 | 0.8545E+01 | 0.9445E+01 | 0.9890E+01 | 0.1035E+02 | 0.1028E+02 | 0.9627E+01 | 0.8795E+01 | 0.7801E+01 | 0.6162E+01 | 0.5753E+01 |

STATISTICS ON LOG ANNUAL MEANS(ALL DAYS)

| MEAN | VARIANCE | STANDARD DEVIATION | SKEWNESS | COEFF. OF VARIATION | SERIAL CORR |
|---|---|---|---|---|---|
| 0.2436E+01 | 0.6404E-01 | 0.2531E+00 | -0.1238E+01 | 0.1039E+00 | 0.2652E+00 |

ANNUAL PEAKS

| | |
|---|---|
| 1931 | 1160 |
| 1932 | 6700 |
| 1933 | 10200 |
| 1934 | 4080 |
| 1935 | 2050 |
| 1936 | 4080 |
| 1937 | 16600 |
| 1938 | 6880 |
| 1939 | 9350 |
| 1940 | 7860 |
| 1941 | 2400 |
| 1942 | 4680 |
| 1943 | 10000 |
| 1944 | 9340 |
| 1945 | 7640 |
| 1946 | 2860 |
| 1947 | 9170 |
| 1948 | 7000 |
| 1949 | 18500 |
| 1950 | 14500 |
| 1951 | 8400 |
| 1952 | 15600 |
| 1953 | 2260 |
| 1954 | 1520 |
| 1955 | 3550 |
| 1956 | 10800 |
| 1957 | 6400 |
| 1958 | 7100 |
| 1959 | 14500 |
| 1960 | 6240 |
| 1961 | 11000 |
| 1962 | 3700 |
| 1963 | 17100 |
| 1964 | 9260 |
| 1965 | 6560 |
| 1966 | 2240 |
| 1967 | 6700 |
| 1968 | 17600 |
| 1969 | 6110 |
| 1970 | 4740 |
| 1971 | 4620 |
| 1972 | 2560 |
| 1973 | 4960 |

## 03363900 Flatrock River at Columbus, Ind.

LOCATION.--Lat 39°14'06", long 85°55'36", in NE¼SW¼ sec.12, T.9 N., R.5 E., Bartholomew County, on left bank at downstream side of U.S. Highway 31 (bypass) bridge, 0.2 mile (0.3 km) northwest of Columbus city limits, and 2.6 miles (4.2 km) upstream from mouth.

DRAINAGE AREA.--534 $mi^2$ (1,383 $km^2$).

### DURATION TABLE OF DAILY DISCHARGE FOR YEAR ENDING SEPTEMBER 30

| CLASS | 0 | 1 | 2 | 3 | 4 | 5 | 6 | 7 | 8 | 9 | 10 | 11 | 12 | 13 | 14 | 15 | 16 | 17 | 18 | 19 | 20 | 21 | 22 | 23 | 24 | 25 | 26 | 27 | 28 | 29 | 30 | 31 | 32 | 33 | 34 | |
|---|---|---|---|---|---|---|---|---|---|---|---|---|---|---|---|---|---|---|---|---|---|---|---|---|---|---|---|---|---|---|---|---|---|---|---|---|
| YEAR | NUMBER OF DAYS IN CLASS | | | | | | | | | | | | | | | | | | | | | | | | | | | | | | | | | | | CFS-DAYS |
| 1968 | | 7 | | 3 | 13 | 8 | 2 | 20 | 12 | 18 | 8 | 6 | 9 | 19 | 32 | 27 | 21 | 27 | 21 | 20 | 17 | 16 | 12 | 15 | 4 | 8 | 4 | 5 | 5 | 1 | 1 | 1 | 1 | 2 | 1 | 271006.0 |
| 1969 | | | | | | | | | 27 | 14 | 9 | 12 | 18 | 24 | 35 | 42 | 33 | 32 | 21 | 17 | 14 | 8 | 8 | 19 | 4 | 9 | 5 | 3 | 1 | 3 | 2 | 2 | 1 | 1 | 1 | 262524.0 |
| 1970 | | | | | | 4 | 24 | 19 | 21 | 28 | 28 | 22 | 34 | 27 | 15 | 11 | 21 | 22 | 25 | 16 | 13 | 6 | 5 | 4 | 3 | 7 | 4 | 2 | 2 | 1 | 1 | | | | | 161764.0 |
| 1971 | | | | | 10 | 21 | 10 | 12 | 12 | 35 | 23 | 39 | 27 | 19 | 30 | 29 | 19 | 14 | 15 | 14 | 13 | 3 | 2 | 4 | 2 | 3 | 1 | 1 | 2 | 4 | | | 1 | | | 146686.0 |
| 1972 | | | | 7 | 17 | 22 | 11 | 34 | 18 | 19 | 5 | 13 | 12 | 11 | 16 | 25 | 33 | 26 | 23 | 21 | 13 | 8 | 12 | 5 | 4 | 5 | 5 | | 1 | | | | | | | 156092.0 |
| 1973 | | | | | 2 | 12 | 6 | 13 | 22 | 9 | 4 | 5 | 6 | 12 | 9 | 22 | 23 | 25 | 27 | 24 | 28 | 29 | 17 | 22 | 11 | 10 | 12 | 8 | 3 | 2 | 1 | | 1 | | | 304900.0 |

| CLASS | CFS | TOTAL | ACCUM | PERCT | CLASS | CFS | TOTAL | ACCUM | PERCT | CLASS | CFS | TOTAL | ACCUM | PERCT | CLASS | CFS | TOTAL | ACCUM | PERCT |
|---|---|---|---|---|---|---|---|---|---|---|---|---|---|---|---|---|---|---|---|
| 0 | 0.00 | 0 | 2192 | 100.0 | 9 | 98.00 | 123 | 1803 | 82.3 | 18 | 520.0 | 132 | 699 | 31.9 | 27 | 2800 | 19 | 61 | 2.7 |
| 1 | 22.00 | 7 | 2192 | 100.0 | 10 | 120.00 | 77 | 1680 | 76.6 | 19 | 630.0 | 112 | 567 | 25.9 | 28 | 3400 | 14 | 42 | 1.9 |
| 2 | 27.00 | 0 | 2185 | 99.7 | 11 | 140.00 | 97 | 1603 | 73.1 | 20 | 760.0 | 98 | 455 | 20.8 | 29 | 4100 | 11 | 28 | 1.2 |
| 3 | 32.00 | 10 | 2185 | 99.7 | 12 | 170.00 | 106 | 1506 | 68.7 | 21 | 910.0 | 70 | 357 | 16.3 | 30 | 4900 | 5 | 17 | .7 |
| 4 | 38.00 | 42 | 2175 | 99.2 | 13 | 210.00 | 112 | 1400 | 63.9 | 22 | 1100.0 | 56 | 287 | 13.1 | 31 | 5900 | 3 | 12 | .5 |
| 5 | 46.00 | 67 | 2133 | 97.3 | 14 | 250.00 | 137 | 1288 | 58.8 | 23 | 1300.0 | 69 | 231 | 10.5 | 32 | 7100 | 4 | 9 | .4 |
| 6 | 56.00 | 53 | 2066 | 94.3 | 15 | 300.00 | 156 | 1151 | 52.5 | 24 | 1600.0 | 28 | 162 | 7.4 | 33 | 8500 | 3 | 5 | .2 |
| 7 | 67.00 | 98 | 2013 | 91.8 | 16 | 360.00 | 150 | 995 | 45.4 | 25 | 1900.0 | 42 | 134 | 6.1 | 34 | 10000 | 2 | 2 | |
| 8 | 81.00 | 112 | 1915 | 87.4 | 17 | 430.00 | 146 | 845 | 38.5 | 26 | 2300.0 | 31 | 92 | 4.2 | | | | | |

### LOWEST MEAN DISCHARGE, IN CFS, AND RANKING, FOR THE FOLLOWING NUMBER OF CONSECUTIVE DAYS IN YEAR ENDING MARCH 31

| YEAR | 1 | | 3 | | 7 | | 14 | | 30 | | 60 | | 90 | | 120 | | 183 | | ANNUAL | |
|---|---|---|---|---|---|---|---|---|---|---|---|---|---|---|---|---|---|---|---|---|
| 1969 | 86.00 | 4 | 86.70 | 4 | 87.60 | 4 | 88.60 | 4 | 91.50 | 4 | 103.00 | 4 | 125.00 | 4 | 281.00 | 5 | 468.00 | 5 | 879.00 | 5 |
| 1970 | 108.00 | 5 | 109.00 | 5 | 112.00 | 5 | 124.00 | 5 | 126.00 | 5 | 145.00 | 5 | 160.00 | 5 | 261.00 | 4 | 282.00 | 4 | 560.00 | 3 |
| 1971 | 50.00 | 3 | 51.00 | 3 | 51.70 | 3 | 56.10 | 3 | 62.80 | 3 | 76.00 | 3 | 87.60 | 3 | 94.30 | 3 | 118.00 | 1 | 488.00 | 2 |
| 1972 | 39.00 | 2 | 40.30 | 2 | 43.30 | 2 | 45.10 | 2 | 52.50 | 2 | 64.70 | 2 | 72.60 | 2 | 77.10 | 1 | 132.00 | 2 | 302.00 | 1 |
| 1973 | 32.00 | 1 | 33.70 | 1 | 35.40 | 1 | 36.90 | 1 | 40.70 | 1 | 54.80 | 1 | 59.90 | 1 | 81.10 | 2 | 250.00 | 3 | 739.00 | 4 |

### HIGHEST MEAN DISCHARGE, IN CFS, AND RANKING, FOR THE FOLLOWING NUMBER OF CONSECUTIVE DAYS IN YEAR ENDING SEPTEMBER 30

| YEAR | 1 | | 3 | | 7 | | 15 | | 30 | | 60 | | 90 | | 120 | | 183 | | ANNUAL | |
|---|---|---|---|---|---|---|---|---|---|---|---|---|---|---|---|---|---|---|---|---|
| 1968 | 16000.0 | 1 | 11300.0 | 1 | 7580.0 | 1 | 4370.0 | 1 | 2620.0 | 2 | 1750.0 | 1 | 1520.0 | 1 | 1250.0 | 1 | 1070.0 | 2 | 740.0 | 2 |
| 1969 | 10300.0 | 2 | 8720.0 | 2 | 5260.0 | 2 | 3700.0 | 2 | 2700.0 | 1 | 1750.0 | 2 | 1410.0 | 2 | 1150.0 | 3 | 1010.0 | 3 | 719.0 | 3 |
| 1970 | 5120.0 | 5 | 3580.0 | 5 | 2780.0 | 5 | 1860.0 | 6 | 1510.0 | 5 | 1160.0 | 5 | 1030.0 | 4 | 938.0 | 4 | 758.0 | 4 | 443.0 | 4 |
| 1971 | 7360.0 | 3 | 5370.0 | 4 | 4330.0 | 3 | 2740.0 | 4 | 1960.0 | 4 | 1280.0 | 4 | 985.0 | 5 | 830.0 | 6 | 660.0 | 6 | 402.0 | 6 |
| 1972 | 3900.0 | 6 | 2870.0 | 6 | 2270.0 | 6 | 1860.0 | 5 | 1440.0 | 6 | 1070.0 | 6 | 945.0 | 6 | 833.0 | 5 | 718.0 | 5 | 426.0 | 5 |
| 1973 | 7220.0 | 4 | 5420.0 | 3 | 3920.0 | 4 | 2910.0 | 3 | 2160.0 | 3 | 1730.0 | 3 | 1350.0 | 3 | 1230.0 | 2 | 1240.0 | 1 | 835.0 | 1 |

### STATISTICS ON NORMAL MONTHLY MEANS(ALL DAYS)

| OCT | NOV | DEC | JAN | FEB | MARCH | APRIL | MAY | JUNE | JULY | AUG | SEPT |
|---|---|---|---|---|---|---|---|---|---|---|---|
| BY ROWS(MEAN,VARIANCE,STANDARD DEVIATION, SKEWNESS, COEFF. OF VARIATION,PERCENTAGE OF AVERAGE FLOW) | | | | | | | | | | | |
| 0.9024E+02 | 0.4298E+03 | 0.7440E+03 | 0.7548E+03 | 0.997OE+03 | 0.8259E+03 | 0.1010E+04 | 0.8395E+03 | 0.6153E+03 | 0.4909E+03 | 0.2675E+03 | 0.9989E+02 |
| 0.1174E+04 | 0.2564E+06 | 0.1638E+06 | 0.2858E+06 | 0.3294E+06 | 0.3154E+06 | 0.2415E+06 | 0.5163E+06 | 0.1377E+06 | 0.1707E+06 | 0.9269E+05 | 0.2905E+04 |
| 0.3426E+02 | 0.5064E+03 | 0.4047E+03 | 0.5346E+03 | 0.5739E+03 | 0.5616E+03 | 0.4915E+03 | 0.7185E+03 | 0.3711E+03 | 0.4132E+03 | 0.3045E+03 | 0.5390E+02 |
| -0.4166E+00 | 0.1968E+01 | 0.2525E+00 | 0.2266E+01 | 0.7812E+00 | 0.1928E+01 | -0.6586E+00 | 0.2267E+01 | 0.4699E+00 | 0.7025E+00 | 0.2022E+01 | 0.1574E+01 |
| 0.3756E+00 | 0.1178E+01 | 0.5440E+00 | 0.7083E+00 | 0.5756E+00 | 0.6807E+00 | 0.4866E+00 | 0.8559E+00 | 0.6032E+00 | 0.8417E+00 | 0.1138E+01 | 0.5396E+00 |
| 0.1260E+01 | 0.6000E+01 | 0.1039E+02 | 0.1054E+02 | 0.1392E+02 | 0.1152E+02 | 0.1410E+02 | 0.1172E+02 | 0.8589E+01 | 0.6852E+01 | 0.3735E+01 | 0.1394E+01 |

### STATISTICS ON NORMAL ANNUAL MEANS(ALL DAYS)

| MEAN | VARIANCE | STANDARD DEVIATION | SKEWNESS | COEFF. OF VARIATION | SERIAL CORR |
|---|---|---|---|---|---|
| 0.5944E+03 | 0.3662E+05 | 0.1914E+03 | 0.1586E+00 | 0.3219E+00 | 0.9959E-01 |

STATISTICS ON LOG MONTHLY MEANS(ALL DAYS)

| OCT | NOV | DEC | JAN | FEB | MARCH | APRIL | MAY | JUNE | JULY | AUG | SEPT |
|---|---|---|---|---|---|---|---|---|---|---|---|
| BY ROWS(MEAN,VARIANCE,STANDARD DEVIATION, SKEWNESS, COEFF. OF VARIATION,PERCENTAGE OF AVERAGE FLOW) | | | | | | | | | | | |
| 0.1923E+01 | 0.2405E+01 | 0.2810E+01 | 0.2815E+01 | 0.2934E+01 | 0.2848E+01 | 0.2938E+01 | 0.2834E+01 | 0.2713E+01 | 0.2533E+01 | 0.2235E+01 | 0.1953E+01 |
| 0.3831E-01 | 0.2367E+00 | 0.6788E-01 | 0.5396E-01 | 0.7171E-01 | 0.6718E-01 | 0.8705E-01 | 0.7643E-01 | 0.8645E-01 | 0.1815E+00 | 0.1842E+00 | 0.4650E-01 |
| 0.1957E+00 | 0.4865E+00 | 0.2605E+00 | 0.2323E+00 | 0.2678E+00 | 0.2592E+00 | 0.2950E+00 | 0.2765E+00 | 0.2940E+00 | 0.4260E+00 | 0.4291E+00 | 0.2156E+00 |
| -0.1118E+01 | 0.4552E+00 | -0.2082E+00 | 0.1872E+01 | -0.2967E+00 | 0.5726E+00 | -0.1470E+01 | 0.1755E+01 | -0.3885E+00 | 0.1768E-02 | 0.8312E+00 | 0.4487E+00 |
| 0.1018E+00 | 0.2023E+00 | 0.5270E-01 | 0.8252E-01 | 0.9127E-01 | 0.9101E-01 | 0.1004E+00 | 0.9756E-01 | 0.1084E+00 | 0.1682E+00 | 0.1920E+00 | 0.1104E+00 |
| 0.6215E+01 | 0.7772E+01 | 0.5083E+01 | 0.9098E+01 | 0.9483E+01 | 0.9204E+01 | 0.9497E+01 | 0.9159E+01 | 0.8769E+01 | 0.8186E+01 | 0.7223E+01 | 0.6312E+01 |

STATISTICS ON LOG ANNUAL MEANS(ALL DAYS)

| MEAN | VARIANCE | STANDARD DEVIATION | SKEWNESS | COEFF. OF VARIATION | SERIAL CORR |
|---|---|---|---|---|---|
| 0.2755E+01 | 0.2030E-01 | 0.1425E+00 | 0.6180E-01 | 0.5172E-01 | 0.1453E+00 |

ANNUAL PEAKS

| | |
|---|---|
| 1968 | 20000 |
| 1969 | 12100 |
| 1970 | 6060 |
| 1971 | 8530 |
| 1972 | 4530 |
| 1973 | 7920 |

## 03364000 East Fork White River at Columbus, Ind.

LOCATION.--Lat 39°12'00", long 85°55'32", in NE¼NW¼ sec.25, T.9 N., R.5 E., Bartholomew County, on left bank at abutment of abandoned bridge at west end of Second Street in Columbus, 0.6 mile (1.0 km) downstream from confluence of Driftwood River and Flatrock River, and 1.3 miles (2.1 km) upstream from Haw Creek.

DRAINAGE AREA.--1,707 mi² (4,421 km²).

### DURATION TABLE OF DAILY DISCHARGE FOR YEAR ENDING SEPTEMBER 30

| CLASS | 0 | 1 | 2 | 3 | 4 | 5 | 6 | 7 | 8 | 9 | 10 | 11 | 12 | 13 | 14 | 15 | 16 | 17 | 18 | 19 | 20 | 21 | 22 | 23 | 24 | 25 | 26 | 27 | 28 | 29 | 30 | 31 | 32 | 33 | 34 | |
|---|---|---|---|---|---|---|---|---|---|---|---|---|---|---|---|---|---|---|---|---|---|---|---|---|---|---|---|---|---|---|---|---|---|---|---|---|
| YEAR | | | | | | | | | | | | | | | NUMBER OF DAYS IN CLASS | | | | | | | | | | | | | | | | | | | | | CFS-DAYS |
| 1948 | | | | | 4 | 13 | 17 | 15 | 12 | 25 | 13 | 12 | 11 | 3 | 4 | 10 | 7 | 7 | 5 | 6 | 4 | 4 | 5 | 2 | 1 | 1 | 2 | | | | | | | | | 233993.0 |
| 1949 | | | | | 3 | 12 | 8 | 10 | 11 | 30 | 18 | 25 | 22 | 27 | 21 | 31 | 17 | 19 | 18 | 19 | 19 | 14 | 11 | 4 | 4 | 2 | 5 | | 7 | 2 | 3 | | 2 | 1 | | 943440.0 |
| 1950 | | | | | | | | 5 | 25 | 31 | 37 | 21 | 10 | 13 | 23 | 29 | 17 | 22 | 17 | 20 | 27 | 10 | 13 | 7 | 5 | 4 | 3 | 5 | 8 | 1 | 4 | 5 | 2 | 1 | | 1206064.0 |
| 1951 | | | | | | 13 | 11 | 11 | 19 | 14 | 14 | 14 | 11 | 20 | 29 | 40 | 23 | 18 | 13 | 22 | 21 | 12 | 19 | 14 | 7 | 5 | 4 | 5 | 4 | | 2 | | | | | 929395.0 |
| 1952 | | | | | 17 | 24 | 36 | 19 | 12 | 10 | 10 | 13 | 17 | 15 | 18 | 17 | 17 | 20 | 19 | 19 | 20 | 13 | 16 | 9 | 5 | 6 | 7 | 1 | 2 | 1 | 1 | 1 | | 1 | | 861180.0 |
| 1953 | | | 5 | 18 | 13 | 4 | 56 | 14 | 17 | 19 | 20 | 17 | 18 | 23 | 19 | 37 | 24 | 19 | 6 | 11 | 8 | 6 | 4 | 5 | | 1 | 1 | | | | | | | | | 409038.0 |
| 1954 | | 26 | 27 | 39 | 49 | 36 | 31 | 4 | 9 | 24 | 27 | 22 | 13 | 10 | 9 | 7 | 9 | 7 | 5 | 6 | 2 | 1 | 1 | 1 | | | | | | | | | | | | 194765.0 |
| 1955 | | 11 | 7 | 15 | 41 | 32 | 17 | 6 | 11 | 6 | 19 | 22 | 20 | 20 | 23 | 21 | 19 | 21 | 16 | 12 | 7 | 6 | 4 | 8 | 1 | | | | | | | | | | | 410763.0 |
| 1956 | | | | | | | 20 | 13 | 18 | 12 | 28 | 28 | 22 | 23 | 24 | 30 | 19 | 24 | 18 | 15 | 15 | 13 | 14 | 8 | 8 | 2 | 5 | 1 | | 3 | 1 | | 2 | | | 830523.0 |
| 1957 | | | | | | 18 | 43 | 17 | 23 | 37 | 17 | 15 | 27 | 28 | 20 | 17 | 17 | 16 | 16 | 14 | 1 | 10 | 5 | 2 | 3 | 3 | 6 | 3 | 3 | 2 | 2 | | | | | 653215.0 |
| 1958 | | | | | | 4 | 13 | 7 | 17 | 2 | 5 | 22 | 30 | 39 | 24 | 34 | 28 | 18 | 11 | 20 | 11 | 13 | 18 | 14 | 12 | 3 | 8 | 4 | 6 | 2 | | | | | | 976950.0 |
| 1959 | | | | | | 1 | 18 | 17 | 23 | 17 | 19 | 46 | 24 | 12 | 25 | 16 | 25 | 26 | 18 | 25 | 14 | 15 | 4 | 6 | 2 | 3 | 2 | 2 | 2 | | 1 | 2 | | | | 711350.0 |
| 1960 | | | | | | 3 | 5 | 40 | 25 | 28 | 19 | 33 | 40 | 27 | 21 | 37 | 11 | 26 | 8 | 11 | 7 | 9 | 3 | 1 | 5 | 3 | 1 | 1 | | 2 | | | | | | 516764.0 |
| 1961 | | | | | | | 25 | 87 | 56 | 24 | 14 | 10 | 11 | 7 | 13 | 22 | 8 | 9 | 11 | 5 | 10 | 7 | 6 | 12 | 10 | 1 | 5 | 3 | 1 | 4 | 2 | | 1 | 1 | | 765170.0 |
| 1962 | | | | | | | 9 | 41 | 39 | 26 | 21 | 20 | 28 | 30 | 27 | 30 | 16 | 13 | 13 | 12 | 9 | 3 | 6 | 11 | 4 | 1 | 3 | 3 | | | | | | | | 545454.0 |
| 1963 | | | | 6 | 14 | 5 | 7 | 62 | 98 | 30 | 16 | 19 | 12 | 14 | 16 | 13 | 4 | 8 | 3 | 5 | 11 | 2 | 4 | 4 | 2 | 4 | 2 | | 1 | | 1 | | 1 | | 1 | 479213.0 |
| 1964 | | 5 | 5 | 38 | 55 | 30 | 32 | 35 | 20 | 26 | 18 | 7 | 6 | 4 | 6 | 14 | 7 | 11 | 8 | 4 | 5 | 2 | 3 | 6 | 7 | 2 | 1 | 1 | 1 | 2 | 1 | 3 | 1 | | | 531574.0 |
| 1965 | | | 9 | 11 | 28 | 18 | 39 | 42 | 12 | 22 | 21 | 19 | 18 | 13 | 9 | 18 | 12 | 19 | 10 | 6 | 5 | 8 | 6 | 11 | 2 | 1 | 3 | 1 | | 2 | | | | | | 478968.0 |
| 1966 | | | | | 16 | 16 | 12 | 29 | 41 | 61 | 42 | 31 | 19 | 15 | 20 | 21 | 10 | 11 | 3 | 4 | 6 | 1 | 1 | 3 | 2 | 1 | | | | | | | | | | 306569.0 |
| 1967 | | | | 3 | 27 | 10 | 42 | 23 | 14 | 5 | 4 | 14 | 12 | 24 | 11 | 31 | 19 | 25 | 19 | 19 | 14 | 12 | 6 | 9 | 7 | 5 | 5 | | 2 | | 2 | 1 | | | | 737567.0 |
| 1968 | | | | | 9 | 7 | 14 | 25 | 19 | 11 | 9 | 32 | 39 | 21 | 19 | 24 | 27 | 17 | 15 | 20 | 12 | 12 | 13 | 3 | 3 | 2 | 2 | 2 | 3 | 3 | 1 | 1 | | 1 | | 787861.0 |
| 1969 | | | | | | | | 25 | 19 | 17 | 17 | 11 | 23 | 35 | 45 | 49 | 19 | 19 | 14 | 14 | 17 | 7 | 8 | 6 | 2 | 8 | 2 | | 3 | 1 | 2 | 2 | | | | 782644.0 |
| 1970 | | | | | | | 19 | 29 | 24 | 31 | 30 | 38 | 21 | 20 | 12 | 30 | 23 | 24 | 14 | 12 | 9 | 5 | 9 | 7 | 4 | 1 | 3 | | | | | | | | | 525468.0 |
| 1971 | | | | | | 9 | 25 | 16 | 37 | 51 | 29 | 26 | 20 | 24 | 24 | 23 | 15 | 16 | 12 | 17 | 2 | 3 | 3 | 2 | 2 | 3 | 2 | 1 | 2 | 1 | | | | | | 480116.0 |
| 1972 | | | | | | 5 | 34 | 45 | 30 | 13 | 14 | 10 | 13 | 13 | 41 | 44 | 25 | 25 | 12 | 10 | 5 | 9 | 3 | 6 | 4 | 3 | 2 | | | | | | | | | 508782.0 |
| 1973 | | | | | | | | 1 | 33 | 17 | 7 | 13 | 8 | 11 | 30 | 35 | 24 | 20 | 32 | 32 | 16 | 23 | 23 | 17 | 6 | 6 | 5 | 5 | 1 | | | | | | | 976857.0 |

| CLASS | CFS | TOTAL | ACCUM | PERCT | CLASS | CFS | TOTAL | ACCUM | PERCT | CLASS | CFS | TOTAL | ACCUM | PERCT | CLASS | CFS | TOTAL | ACCUM | PERCT |
|---|---|---|---|---|---|---|---|---|---|---|---|---|---|---|---|---|---|---|---|
| 0 | 0.00 | 0 | 9314 | 100.0 | 9 | 400.00 | 589 | 6718 | 72.1 | 18 | 2200.0 | 336 | 2000 | 21.5 | 27 | 12000 | 38 | 163 | 1.7 |
| 1 | 87.00 | 42 | 9314 | 100.0 | 10 | 480.00 | 488 | 6129 | 65.8 | 19 | 2600.0 | 360 | 1664 | 17.9 | 28 | 14000 | 46 | 125 | 1.3 |
| 2 | 110.00 | 53 | 9272 | 99.5 | 11 | 580.00 | 540 | 5641 | 60.6 | 20 | 3200.0 | 277 | 1304 | 14.0 | 29 | 17000 | 26 | 79 | .8 |
| 3 | 130.00 | 130 | 9219 | 99.0 | 12 | 700.00 | 495 | 5101 | 54.8 | 21 | 3800.0 | 220 | 1027 | 11.0 | 30 | 21000 | 23 | 53 | .5 |
| 4 | 150.00 | 276 | 9089 | 97.6 | 13 | 840.00 | 491 | 4606 | 49.5 | 22 | 4600.0 | 208 | 807 | 8.7 | 31 | 25000 | 15 | 30 | .3 |
| 5 | 190.00 | 260 | 8813 | 94.6 | 14 | 1000.00 | 533 | 4115 | 44.2 | 23 | 5600.0 | 178 | 599 | 6.4 | 32 | 31000 | 9 | 15 | .1 |
| 6 | 220.00 | 533 | 8553 | 91.8 | 15 | 1200.00 | 680 | 3582 | 38.5 | 24 | 6700.0 | 108 | 421 | 4.5 | 33 | 37000 | 5 | 6 | |
| 7 | 270.00 | 638 | 8020 | 86.1 | 16 | 1500.00 | 442 | 2902 | 31.2 | 25 | 8100.0 | 71 | 313 | 3.4 | 34 | 45000 | 1 | 1 | |
| 8 | 330.00 | 664 | 7382 | 79.3 | 17 | 1800.00 | 460 | 2460 | 26.4 | 26 | 9800.0 | 79 | 242 | 2.6 | | | | | |

### LOWEST MEAN DISCHARGE, IN CFS, AND RANKING, FOR THE FOLLOWING NUMBER OF CONSECUTIVE DAYS IN YEAR ENDING MARCH 31

| YEAR | 1 | | 3 | | 7 | | 14 | | 30 | | 60 | | 90 | | 120 | | 183 | | ANNUAL | |
|---|---|---|---|---|---|---|---|---|---|---|---|---|---|---|---|---|---|---|---|---|
| 1949 | 178.00 | 10 | 181.00 | 10 | 188.00 | 9 | 196.00 | 9 | 204.00 | 8 | 228.00 | 7 | 263.00 | 10 | 427.00 | 17 | 587.00 | 16 | 2760.00 | 23 |
| 1950 | 275.00 | 21 | 299.00 | 22 | 336.00 | 23 | 400.00 | 23 | 448.00 | 23 | 542.00 | 23 | 576.00 | 22 | 634.00 | 21 | 721.00 | 18 | 2940.00 | 24 |
| 1951 | 290.00 | 22 | 298.00 | 21 | 328.00 | 22 | 353.00 | 22 | 390.00 | 22 | 475.00 | 22 | 709.00 | 24 | 706.00 | 22 | 1070.00 | 22 | 2640.00 | 22 |
| 1952 | 170.00 | 8 | 175.00 | 8 | 176.00 | 8 | 185.00 | 8 | 190.00 | 7 | 210.00 | 6 | 250.00 | 7 | 358.00 | 15 | 702.00 | 17 | 2440.00 | 20 |
| 1953 | 178.00 | 9 | 180.00 | 9 | 194.00 | 10 | 208.00 | 10 | 232.00 | 12 | 249.00 | 10 | 258.00 | 8 | 264.00 | 6 | 366.00 | 7 | 1260.00 | 6 |
| 1954 | 116.00 | 3 | 117.00 | 3 | 119.00 | 3 | 125.00 | 3 | 133.00 | 3 | 141.00 | 3 | 150.00 | 3 | 168.00 | 3 | 208.00 | 2 | 715.00 | 1 |
| 1955 | 87.00 | 1 | 88.30 | 1 | 89.60 | 1 | 90.90 | 1 | 94.00 | 1 | 112.00 | 1 | 119.00 | 1 | 139.00 | 1 | 159.00 | 1 | 986.00 | 2 |
| 1956 | 120.00 | 4 | 120.00 | 4 | 124.00 | 4 | 131.00 | 4 | 149.00 | 5 | 250.00 | 11 | 456.00 | 21 | 616.00 | 20 | 894.00 | 20 | 1800.00 | 15 |
| 1957 | 211.00 | 15 | 211.00 | 15 | 213.00 | 13 | 213.00 | 11 | 221.00 | 10 | 232.00 | 8 | 248.00 | 6 | 270.00 | 7 | 376.00 | 8 | 1320.00 | 9 |
| 1958 | 218.00 | 16 | 218.00 | 16 | 245.00 | 17 | 257.00 | 17 | 304.00 | 19 | 338.00 | 19 | 349.00 | 16 | 430.00 | 18 | 1210.00 | 24 | 2330.00 | 18 |
| 1959 | 500.00 | 25 | 533.00 | 25 | 582.00 | 25 | 619.00 | 25 | 632.00 | 25 | 852.00 | 25 | 980.00 | 25 | 1210.00 | 25 | 1900.00 | 25 | 3160.00 | 25 |
| 1960 | 205.00 | 14 | 208.00 | 14 | 217.00 | 15 | 223.00 | 14 | 240.00 | 13 | 275.00 | 12 | 298.00 | 12 | 344.00 | 12 | 440.00 | 12 | 1290.00 | 7 |
| 1961 | 235.00 | 18 | 240.00 | 18 | 246.00 | 18 | 258.00 | 18 | 265.00 | 17 | 278.00 | 13 | 297.00 | 11 | 304.00 | 9 | 343.00 | 5 | 1540.00 | 11 |
| 1962 | 260.00 | 19 | 262.00 | 19 | 264.00 | 19 | 267.00 | 19 | 287.00 | 18 | 303.00 | 17 | 315.00 | 13 | 339.00 | 11 | 488.00 | 14 | 2250.00 | 17 |
| 1963 | 260.00 | 20 | 267.00 | 20 | 281.00 | 20 | 304.00 | 20 | 309.00 | 20 | 345.00 | 20 | 358.00 | 17 | 353.00 | 14 | 395.00 | 9 | 1320.00 | 8 |
| 1964 | 140.00 | 5 | 140.00 | 5 | 140.00 | 5 | 141.00 | 5 | 144.00 | 4 | 153.00 | 4 | 171.00 | 4 | 175.00 | 4 | 227.00 | 3 | 1050.00 | 4 |
| 1965 | 104.00 | 2 | 104.00 | 2 | 108.00 | 2 | 121.00 | 2 | 127.00 | 2 | 136.00 | 2 | 148.00 | 2 | 167.00 | 2 | 272.00 | 4 | 1560.00 | 12 |
| 1966 | 188.00 | 11 | 202.00 | 13 | 213.00 | 14 | 225.00 | 15 | 232.00 | 11 | 333.00 | 18 | 385.00 | 19 | 435.00 | 19 | 455.00 | 13 | 1160.00 | 5 |
| 1967 | 155.00 | 7 | 160.00 | 7 | 167.00 | 7 | 183.00 | 7 | 213.00 | 9 | 244.00 | 9 | 260.00 | 9 | 271.00 | 8 | 421.00 | 11 | 1640.00 | 14 |
| 1968 | 140.00 | 6 | 143.00 | 6 | 150.00 | 6 | 156.00 | 6 | 161.00 | 6 | 183.00 | 5 | 204.00 | 5 | 232.00 | 5 | 356.00 | 6 | 1570.00 | 13 |
| 1969 | 306.00 | 23 | 307.00 | 23 | 308.00 | 21 | 314.00 | 21 | 320.00 | 21 | 348.00 | 21 | 444.00 | 20 | 819.00 | 23 | 1180.00 | 23 | 2440.00 | 21 |
| 1970 | 387.00 | 24 | 395.00 | 24 | 411.00 | 24 | 424.00 | 24 | 517.00 | 24 | 578.00 | 24 | 600.00 | 23 | 995.00 | 24 | 1030.00 | 21 | 1840.00 | 16 |
| 1971 | 219.00 | 17 | 225.00 | 17 | 227.00 | 16 | 240.00 | 16 | 260.00 | 16 | 281.00 | 14 | 323.00 | 15 | 350.00 | 13 | 401.00 | 10 | 1480.00 | 10 |
| 1972 | 194.00 | 12 | 196.00 | 11 | 211.00 | 12 | 215.00 | 12 | 243.00 | 15 | 302.00 | 16 | 317.00 | 14 | 324.00 | 10 | 498.00 | 15 | 1000.00 | 3 |
| 1973 | 194.00 | 13 | 200.00 | 12 | 210.00 | 11 | 222.00 | 13 | 241.00 | 14 | 297.00 | 15 | 377.00 | 18 | 419.00 | 16 | 865.00 | 19 | 2340.00 | 19 |

HIGHEST MEAN DISCHARGE, IN CFS, AND RANKING, FOR THE FOLLOWING NUMBER OF CONSECUTIVE DAYS IN YEAR ENDING SEPTEMBER 30

| YEAR | 1 | | 3 | | 7 | | 15 | | 30 | | 60 | | 90 | | 120 | | 183 | | ANNUAL | |
|---|---|---|---|---|---|---|---|---|---|---|---|---|---|---|---|---|---|---|---|---|
| 1949 | 44500.0 | 3 | 36200.0 | 1 | 20600.0 | 3 | 12800.0 | 3 | 11700.0 | 2 | 8300.0 | 2 | 7070.0 | 2 | 6010.0 | 2 | 4490.0 | 2 | 2580.0 | 4 |
| 1950 | 37200.0 | 6 | 32000.0 | 4 | 22100.0 | 1 | 20800.0 | 1 | 14900.0 | 1 | 11600.0 | 1 | 9050.0 | 1 | 7680.0 | 1 | 5720.0 | 1 | 3300.0 | 1 |
| 1951 | 24800.0 | 12 | 21600.0 | 12 | 13700.0 | 13 | 9930.0 | 10 | 6310.0 | 12 | 5280.0 | 9 | 4850.0 | 7 | 4650.0 | 6 | 4220.0 | 3 | 2550.0 | 5 |
| 1952 | 43100.0 | 4 | 30800.0 | 6 | 17000.0 | 8 | 12200.0 | 5 | 7600.0 | 8 | 6160.0 | 6 | 5260.0 | 4 | 5000.0 | 4 | 4140.0 | 4 | 2350.0 | 6 |
| 1953 | 11100.0 | 20 | 8860.0 | 22 | 6010.0 | 22 | 4220.0 | 23 | 3340.0 | 23 | 2460.0 | 23 | 2450.0 | 22 | 2180.0 | 22 | 1870.0 | 23 | 1120.0 | 23 |
| 1954 | 5870.0 | 25 | 5120.0 | 25 | 3720.0 | 25 | 2910.0 | 25 | 2360.0 | 25 | 1690.0 | 25 | 1350.0 | 25 | 1190.0 | 25 | 908.0 | 25 | 534.0 | 25 |
| 1955 | 7050.0 | 24 | 6330.0 | 24 | 6010.0 | 23 | 4750.0 | 22 | 3830.0 | 21 | 3020.0 | 21 | 2610.0 | 21 | 2320.0 | 21 | 1900.0 | 22 | 1130.0 | 22 |
| 1956 | 34000.0 | 7 | 23900.0 | 10 | 14200.0 | 11 | 8590.0 | 15 | 5350.0 | 16 | 4040.0 | 16 | 3460.0 | 17 | 3500.0 | 13 | 2980.0 | 12 | 2270.0 | 7 |
| 1957 | 22600.0 | 13 | 19900.0 | 13 | 13800.0 | 12 | 9000.0 | 13 | 5620.0 | 15 | 5160.0 | 10 | 4560.0 | 9 | 4070.0 | 7 | 3160.0 | 11 | 1790.0 | 13 |
| 1958 | 20100.0 | 14 | 17800.0 | 14 | 12500.0 | 15 | 9700.0 | 11 | 6740.0 | 11 | 6450.0 | 5 | 5190.0 | 5 | 4660.0 | 5 | 3570.0 | 7 | 2680.0 | 2 |
| 1959 | 28000.0 | 9 | 25500.0 | 8 | 15600.0 | 9 | 9000.0 | 12 | 8240.0 | 5 | 5860.0 | 7 | 4570.0 | 8 | 3920.0 | 8 | 3170.0 | 10 | 1950.0 | 12 |
| 1960 | 17700.0 | 17 | 14700.0 | 17 | 8740.0 | 18 | 6240.0 | 19 | 3900.0 | 20 | 2700.0 | 22 | 2350.0 | 23 | 2130.0 | 23 | 2140.0 | 21 | 1410.0 | 17 |
| 1961 | 42000.0 | 5 | 32600.0 | 3 | 20200.0 | 4 | 13800.0 | 2 | 10000.0 | 3 | 7320.0 | 3 | 6770.0 | 3 | 5490.0 | 3 | 3850.0 | 5 | 2100.0 | 10 |
| 1962 | 13200.0 | 19 | 11900.0 | 19 | 7890.0 | 19 | 5660.0 | 20 | 5340.0 | 17 | 3740.0 | 18 | 3610.0 | 15 | 3050.0 | 17 | 2370.0 | 16 | 1490.0 | 14 |
| 1963 | 49000.0 | 1 | 35500.0 | 2 | 19600.0 | 5 | 12100.0 | 6 | 8880.0 | 4 | 5610.0 | 8 | 4070.0 | 11 | 3210.0 | 15 | 2270.0 | 18 | 1310.0 | 20 |
| 1964 | 33800.0 | 8 | 27500.0 | 7 | 18500.0 | 6 | 11700.0 | 7 | 7710.0 | 7 | 6830.0 | 4 | 4960.0 | 6 | 3830.0 | 9 | 2710.0 | 14 | 1450.0 | 15 |
| 1965 | 19100.0 | 15 | 16900.0 | 15 | 10900.0 | 16 | 6260.0 | 18 | 4910.0 | 18 | 3780.0 | 17 | 3850.0 | 14 | 3190.0 | 16 | 2290.0 | 17 | 1310.0 | 21 |
| 1966 | 8300.0 | 23 | 7580.0 | 23 | 5470.0 | 24 | 3530.0 | 24 | 2450.0 | 24 | 1940.0 | 24 | 1670.0 | 24 | 1490.0 | 24 | 1300.0 | 24 | 840.0 | 24 |
| 1967 | 27400.0 | 10 | 24300.0 | 9 | 17200.0 | 7 | 10300.0 | 9 | 6880.0 | 10 | 4210.0 | 14 | 3580.0 | 16 | 3600.0 | 12 | 3510.0 | 8 | 2020.0 | 11 |
| 1968 | 44700.0 | 2 | 31900.0 | 5 | 21900.0 | 2 | 12600.0 | 4 | 7480.0 | 9 | 4580.0 | 13 | 3930.0 | 13 | 3640.0 | 11 | 3250.0 | 9 | 2150.0 | 8 |
| 1969 | 26400.0 | 11 | 23000.0 | 11 | 15100.0 | 10 | 10400.0 | 8 | 7770.0 | 6 | 5110.0 | 11 | 4030.0 | 12 | 3440.0 | 14 | 2880.0 | 13 | 2140.0 | 9 |
| 1970 | 10300.0 | 21 | 9140.0 | 20 | 7050.0 | 21 | 4910.0 | 21 | 3740.0 | 22 | 3190.0 | 20 | 3130.0 | 19 | 2790.0 | 18 | 2370.0 | 15 | 1440.0 | 16 |
| 1971 | 17800.0 | 16 | 16400.0 | 16 | 13100.0 | 14 | 8610.0 | 14 | 6230.0 | 14 | 4140.0 | 15 | 3190.0 | 18 | 2650.0 | 19 | 2160.0 | 20 | 1320.0 | 19 |
| 1972 | 9940.0 | 22 | 8920.0 | 21 | 7720.0 | 20 | 6540.0 | 17 | 4810.0 | 19 | 3370.0 | 19 | 2920.0 | 20 | 2600.0 | 20 | 2240.0 | 19 | 1390.0 | 18 |
| 1973 | 14700.0 | 18 | 13100.0 | 18 | 9580.0 | 17 | 7550.0 | 16 | 6240.0 | 13 | 5090.0 | 12 | 4080.0 | 10 | 3820.0 | 10 | 3800.0 | 6 | 2680.0 | 3 |

STATISTICS ON NORMAL MONTHLY MEANS(ALL DAYS)

| OCT | NOV | DEC | JAN | FEB | MARCH | APRIL | MAY | JUNE | JULY | AUG | SEPT |
|---|---|---|---|---|---|---|---|---|---|---|---|
| BY ROWS(MEAN,VARIANCE,STANDARD DEVIATION, SKEWNESS, COEFF. OF VARIATION,PERCENTAGE OF AVERAGE FLOW) | | | | | | | | | | | |
| 0.4116E+03 | 0.1143E+04 | 0.1835E+04 | 0.2912E+04 | 0.3089E+04 | 0.3283E+04 | 0.3017E+04 | 0.2279E+04 | 0.1578E+04 | 0.1283E+04 | 0.6056E+03 | 0.3914E+03 |
| 0.1193E+06 | 0.2046E+07 | 0.3091E+07 | 0.1170E+08 | 0.4540E+07 | 0.3921E+07 | 0.2762E+07 | 0.2687E+07 | 0.1497E+07 | 0.1463E+07 | 0.5708E+06 | 0.7757E+05 |
| 0.3454E+03 | 0.1430E+04 | 0.1758E+04 | 0.3421E+04 | 0.2131E+04 | 0.1980E+04 | 0.1662E+04 | 0.1639E+04 | 0.1224E+04 | 0.1210E+04 | 0.7555E+03 | 0.2785E+03 |
| 0.2762E+01 | 0.2023E+01 | 0.1208E+01 | 0.2349E+01 | 0.7518E+00 | 0.9298E+00 | 0.8746E+00 | 0.1603E+01 | 0.1712E+01 | 0.1913E+01 | 0.3446E+01 | 0.2139E+01 |
| 0.8391E+00 | 0.1251E+01 | 0.9580E+00 | 0.1175E+01 | 0.6898E+00 | 0.6031E+00 | 0.5509E+00 | 0.7193E+00 | 0.7753E+00 | 0.9430E+00 | 0.1247E+01 | 0.7116E+00 |
| 0.1866E+01 | 0.5239E+01 | 0.8407E+01 | 0.1334E+02 | 0.1415E+02 | 0.1504E+02 | 0.1382E+02 | 0.1044E+02 | 0.7230E+01 | 0.5877E+01 | 0.2775E+01 | 0.1793E+01 |

STATISTICS ON NORMAL ANNUAL MEANS(ALL DAYS)

| MEAN | VARIANCE | STANDARD DEVIATION | SKEWNESS | COEFF. OF VARIATION | SERIAL CORR |
|---|---|---|---|---|---|
| 0.1812E+04 | 0.4463E+06 | 0.6680E+03 | 0.2309E+00 | 0.3686E+00 | 0.4409E+00 |

STATISTICS ON LOG MONTHLY MEANS(ALL DAYS)

| OCT | NOV | DEC | JAN | FEB | MARCH | APRIL | MAY | JUNE | JULY | AUG | SEPT |
|---|---|---|---|---|---|---|---|---|---|---|---|
| BY ROWS(MEAN,VARIANCE,STANDARD DEVIATION, SKEWNESS, COEFF. OF VARIATION,PERCENTAGE OF AVERAGE FLOW) | | | | | | | | | | | |
| 0.2521E+01 | 0.2807E+01 | 0.3054E+01 | 0.3252E+01 | 0.3360E+01 | 0.3435E+01 | 0.3414E+01 | 0.3274E+01 | 0.3088E+01 | 0.2962E+01 | 0.2636E+01 | 0.2513E+01 |
| 0.7191E-01 | 0.2069E+00 | 0.2115E+00 | 0.1849E+00 | 0.1455E+00 | 0.7953E-01 | 0.6317E-01 | 0.6732E-01 | 0.9892E-01 | 0.1265E+00 | 0.9434E-01 | 0.6792E-01 |
| 0.2682E+00 | 0.4548E+00 | 0.4599E+00 | 0.4299E+00 | 0.3815E+00 | 0.2820E+00 | 0.2513E+00 | 0.2595E+00 | 0.3145E+00 | 0.3557E+00 | 0.3071E+00 | 0.2606E+00 |
| 0.8713E+00 | 0.6606E+00 | -0.6525E-01 | 0.2748E+00 | -0.7232E+00 | -0.2793E+00 | -0.2288E+00 | 0.8325E+00 | 0.1728E+00 | 0.3095E+00 | 0.1566E+01 | 0.3314E+00 |
| 0.1063E+00 | 0.1620E+00 | 0.1506E+00 | 0.1322E+00 | 0.1135E+00 | 0.8210E-01 | 0.7362E-01 | 0.7925E-01 | 0.1018E+00 | 0.1201E+00 | 0.1165E+00 | 0.1037E+00 |
| 0.6943E+01 | 0.7729E+01 | 0.8408E+01 | 0.8955E+01 | 0.9253E+01 | 0.9459E+01 | 0.9400E+01 | 0.9016E+01 | 0.8504E+01 | 0.8155E+01 | 0.7259E+01 | 0.6919E+01 |

STATISTICS ON LOG ANNUAL MEANS(ALL DAYS)

| MEAN | VARIANCE | STANDARD DEVIATION | SKEWNESS | COEFF. OF VARIATION | SERIAL CORR |
|---|---|---|---|---|---|
| 0.3226E+01 | 0.3231E-01 | 0.1797E+00 | -0.8158E+00 | 0.5572E-01 | 0.4122E+00 |

ANNUAL PEAKS

| | | | |
|---|---|---|---|
| 1913 | 100000 | 1960 | 20400 |
| 1937 | 51000 | 1961 | 46500 |
| 1947 | 28000 | 1962 | 14000 |
| 1948 | 20200 | 1963 | 52300 |
| 1949 | 46500 | 1964 | 35400 |
| 1950 | 39000 | 1965 | 20400 |
| 1951 | 24800 | 1966 | 8750 |
| 1952 | 48700 | 1967 | 28400 |
| 1953 | 11900 | 1968 | 48500 |
| 1954 | 6230 | 1969 | 32500 |
| 1955 | 7250 | 1970 | 10700 |
| 1956 | 37700 | 1971 | 18400 |
| 1957 | 24400 | 1972 | 10400 |
| 1958 | 20700 | 1973 | 15300 |
| 1959 | 32500 | | |

## 03364200 Haw Creek near Clifford, Ind.

LOCATION.--Lat 39°16'04", long 85°51'22", in NW¼SW¼ sec.34, T.10 N., R.6 E., Bartholomew County, on left bank 20 ft downstream from bridge on County Road 450 North, 1.2 miles (1.9 km) southeast of Clifford, 5.8 miles (9.3 km) northeast of Columbus, and 7.4 miles (11.9 km) upstream from mouth.

DRAINAGE AREA.--47.5 mi² (123.0 km²).

DURATION TABLE OF DAILY DISCHARGE FOR YEAR ENDING SEPTEMBER 30

| CLASS | 0 | 1 | 2 | 3 | 4 | 5 | 6 | 7 | 8 | 9 | 10 | 11 | 12 | 13 | 14 | 15 | 16 | 17 | 18 | 19 | 20 | 21 | 22 | 23 | 24 | 25 | 26 | 27 | 28 | 29 | 30 | 31 | 32 | 33 | 34 | |
|---|---|---|---|---|---|---|---|---|---|---|---|---|---|---|---|---|---|---|---|---|---|---|---|---|---|---|---|---|---|---|---|---|---|---|---|---|
| YEAR | NUMBER OF DAYS IN CLASS | | | | | | | | | | | | | | | | | | | | | | | | | | | | | | | | | | | CFS-DAYS |
| 1967 | | 1 | | | | 4 | 12 | 15 | 12 | 6 | 6 | 5 | | | | | | | | | | | | | | | | | | | | | | | | 95.4 |
| 1968 | | 3 | 1 | 1 | 8 | 4 | 7 | 6 | | 10 | 21 | 17 | 9 | 9 | 4 | 34 | 38 | 24 | 29 | 23 | 32 | 20 | 20 | 11 | 11 | 8 | 2 | 2 | 3 | 5 | 3 | | 1 | | | 23045.1 |
| 1969 | | | | | | | | | | | 32 | 24 | 14 | 9 | 11 | 25 | 47 | 63 | 39 | 16 | 22 | 15 | 16 | 6 | 8 | 6 | 2 | 3 | 1 | 2 | 2 | 1 | 1 | | | 18317.6 |
| 1970 | | | | | | | 9 | 36 | 10 | 13 | 16 | 21 | 23 | 19 | 13 | 20 | 28 | 19 | 23 | 30 | 28 | 20 | 14 | 10 | 4 | 1 | 5 | | 1 | | | 1 | | 1 | | 13929.2 |
| 1971 | | | | | | | 9 | 14 | 15 | 21 | 36 | 27 | 17 | 26 | 32 | 36 | 25 | 23 | 22 | 13 | 17 | 11 | 5 | 5 | 1 | 4 | 3 | 1 | | 1 | 1 | | | | | 9414.6 |
| 1972 | | | | | | 1 | 3 | 16 | 19 | 19 | 45 | 22 | 21 | 11 | 10 | 21 | 19 | 18 | 24 | 28 | 23 | 25 | 8 | 11 | 7 | 4 | 6 | 3 | 1 | | | | 1 | | | 14314.0 |
| 1973 | | | | | | | | | 2 | 10 | 18 | 30 | 6 | 4 | 10 | 18 | 16 | 24 | 45 | 33 | 29 | 30 | 23 | 18 | 20 | 8 | 10 | 4 | 5 | 1 | | 1 | | | | 23702.5 |

| CLASS | CFS | TOTAL | ACCUM | PERCT | CLASS | CFS | TOTAL | ACCUM | PERCT | CLASS | CFS | TOTAL | ACCUM | PERCT | CLASS | CFS | TOTAL | ACCUM | PERCT |
|---|---|---|---|---|---|---|---|---|---|---|---|---|---|---|---|---|---|---|---|
| 0 | 0.00 | 4 | 2253 | 100.0 | 9 | 1.80 | 79 | 2045 | 90.8 | 18 | 24.0 | 182 | 900 | 39.9 | 27 | 310 | 13 | 46 | 2.0 |
| 1 | 0.10 | 1 | 2249 | 99.8 | 10 | 2.40 | 174 | 1966 | 87.3 | 19 | 32.0 | 143 | 718 | 31.9 | 28 | 420 | 11 | 33 | 1.4 |
| 2 | 0.20 | 1 | 2248 | 99.8 | 11 | 3.20 | 146 | 1792 | 79.5 | 20 | 42.0 | 151 | 575 | 25.5 | 29 | 550 | 9 | 22 | .9 |
| 3 | 0.30 | 0 | 2247 | 99.7 | 12 | 4.30 | 90 | 1646 | 73.1 | 21 | 56.0 | 121 | 424 | 18.8 | 30 | 740 | 6 | 13 | .5 |
| 4 | 0.40 | 8 | 2247 | 99.7 | 13 | 5.70 | 78 | 1556 | 69.1 | 22 | 75.0 | 86 | 303 | 13.4 | 31 | 980 | 3 | 7 | .3 |
| 5 | 0.60 | 9 | 2239 | 99.4 | 14 | 7.60 | 80 | 1478 | 65.6 | 23 | 100.0 | 61 | 217 | 9.6 | 32 | 1300 | 2 | 4 | .1 |
| 6 | 0.80 | 40 | 2230 | 99.0 | 15 | 10.00 | 154 | 1398 | 62.1 | 24 | 130.0 | 51 | 156 | 6.9 | 33 | 1700 | 2 | 2 | |
| 7 | 1.00 | 87 | 2190 | 97.2 | 16 | 14.00 | 173 | 1244 | 55.2 | 25 | 180.0 | 31 | 105 | 4.7 | 34 | | | | |
| 8 | 1.40 | 58 | 2103 | 93.3 | 17 | 18.00 | 171 | 1071 | 47.5 | 26 | 240.0 | 28 | 74 | 3.3 | | | | | |

LOWEST MEAN DISCHARGE, IN CFS, AND RANKING, FOR THE FOLLOWING NUMBER OF CONSECUTIVE DAYS IN YEAR ENDING MARCH 31

| YEAR | 1 | | 3 | | 7 | | 14 | | 30 | | 60 | | 90 | | 120 | | 183 | | ANNUAL | |
|---|---|---|---|---|---|---|---|---|---|---|---|---|---|---|---|---|---|---|---|---|
| 1969 | 2.50 | 4 | 2.70 | 4 | 2.70 | 4 | 2.80 | 4 | 2.90 | 4 | 3.20 | 4 | 4.40 | 4 | 11.20 | 4 | 32.60 | 5 | 68.10 | 5 |
| 1970 | 3.10 | 5 | 3.40 | 5 | 3.60 | 5 | 3.70 | 5 | 4.20 | 5 | 5.60 | 5 | 8.50 | 5 | 14.90 | 5 | 18.10 | 4 | 40.90 | 3 |
| 1971 | 0.90 | 2 | 0.90 | 2 | 1.00 | 3 | 1.00 | 1 | 1.10 | 1 | 1.60 | 1 | 1.70 | 1 | 2.20 | 1 | 4.50 | 1 | 40.30 | 2 |
| 1972 | 0.90 | 3 | 0.90 | 3 | 0.90 | 1 | 1.00 | 2 | 1.50 | 3 | 2.60 | 3 | 3.10 | 3 | 3.10 | 2 | 4.60 | 2 | 21.80 | 1 |
| 1973 | 0.70 | 1 | 0.80 | 1 | 1.00 | 2 | 1.10 | 3 | 1.30 | 2 | 1.80 | 2 | 2.60 | 2 | 3.10 | 3 | 14.40 | 3 | 58.80 | 4 |

HIGHEST MEAN DISCHARGE, IN CFS, AND RANKING, FOR THE FOLLOWING NUMBER OF CONSECUTIVE DAYS IN YEAR ENDING SEPTEMBER 30

| YEAR | 1 | | 3 | | 7 | | 15 | | 30 | | 60 | | 90 | | 120 | | 183 | | ANNUAL | |
|---|---|---|---|---|---|---|---|---|---|---|---|---|---|---|---|---|---|---|---|---|
| 1968 | 2140.0 | 1 | 1100.0 | 1 | 759.0 | 1 | 399.0 | 1 | 229.0 | 1 | 141.0 | 2 | 134.0 | 1 | 110.0 | 1 | 93.7 | 2 | 63.0 | 2 |
| 1969 | 1400.0 | 4 | 893.0 | 2 | 473.0 | 2 | 343.0 | 2 | 216.0 | 2 | 137.0 | 3 | 103.0 | 4 | 89.2 | 4 | 78.6 | 3 | 50.2 | 3 |
| 1970 | 1740.0 | 2 | 732.0 | 3 | 382.0 | 5 | 208.0 | 6 | 188.0 | 4 | 128.0 | 4 | 108.0 | 3 | 92.8 | 3 | 71.2 | 4 | 38.2 | 5 |
| 1971 | 894.0 | 6 | 445.0 | 6 | 370.0 | 6 | 229.0 | 5 | 156.0 | 6 | 98.2 | 6 | 73.1 | 6 | 60.4 | 6 | 45.3 | 6 | 25.8 | 6 |
| 1972 | 1410.0 | 3 | 670.0 | 4 | 401.0 | 3 | 284.0 | 3 | 182.0 | 5 | 122.0 | 5 | 101.0 | 5 | 84.2 | 5 | 71.0 | 5 | 39.1 | 4 |
| 1973 | 1120.0 | 5 | 550.0 | 5 | 386.0 | 4 | 264.0 | 4 | 191.0 | 3 | 157.0 | 1 | 119.0 | 2 | 104.0 | 2 | 95.1 | 1 | 64.9 | 1 |

STATISTICS ON NORMAL MONTHLY MEANS(ALL DAYS)

| OCT | NOV | DEC | JAN | FEB | MARCH | APRIL | MAY | JUNE | JULY | AUG | SEPT |
|---|---|---|---|---|---|---|---|---|---|---|---|
| BY ROWS(MEAN,VARIANCE,STANDARD DEVIATION, SKEWNESS, COEFF. OF VARIATION,PERCENTAGE OF AVERAGE FLOW) | | | | | | | | | | | |
| 0.3533E+01 | 0.2110E+02 | 0.6092E+02 | 0.6601E+02 | 0.6815E+02 | 0.6989E+02 | 0.1080E+03 | 0.7015E+02 | 0.3538E+02 | 0.4264E+02 | 0.1370E+02 | 0.4356E+01 |
| 0.2809E+01 | 0.5191E+03 | 0.1288E+04 | 0.3268E+04 | 0.2012E+04 | 0.2851E+04 | 0.4801E+04 | 0.5062E+04 | 0.8065E+03 | 0.1814E+04 | 0.3527E+03 | 0.1746E+02 |
| 0.1676E+01 | 0.2278E+02 | 0.3589E+02 | 0.5717E+02 | 0.4485E+02 | 0.5340E+02 | 0.6929E+02 | 0.7115E+02 | 0.2840E+02 | 0.4259E+02 | 0.1878E+02 | 0.4178E+01 |
| -0.5755E+00 | 0.1517E+01 | -0.4484E-02 | 0.2164E+01 | 0.2189E+01 | 0.1853E+01 | -0.7691E-01 | 0.2025E+01 | 0.7034E+00 | 0.8974E-01 | 0.2049E+01 | 0.2160E+01 |
| 0.4745E+00 | 0.1080E+01 | 0.5851E+00 | 0.8660E+00 | 0.6581E+00 | 0.7640E+00 | 0.6416E+00 | 0.1014E+01 | 0.8026E+00 | 0.9990E+00 | 0.1371E+01 | 0.9592E+00 |
| 0.6266E+00 | 0.3743E+01 | 0.1080E+02 | 0.1171E+02 | 0.1209E+02 | 0.1240E+02 | 0.1915E+02 | 0.1244E+02 | 0.6276E+01 | 0.7562E+01 | 0.2429E+01 | 0.7726E+00 |

STATISTICS ON NORMAL ANNUAL MEANS(ALL DAYS)

| MEAN | VARIANCE | STANDARD DEVIATION | SKEWNESS | COEFF. OF VARIATION | SERIAL CORR |
|---|---|---|---|---|---|
| 0.4686E+02 | 0.2354E+03 | 0.1534E+02 | -0.2881E-01 | 0.3274E+00 | 0.2096E+00 |

STATISTICS ON LOG MONTHLY MEANS(ALL DAYS)

| OCT | NOV | DEC | JAN | FEB | MARCH | APRIL | MAY | JUNE | JULY | AUG | SEPT |
|---|---|---|---|---|---|---|---|---|---|---|---|
| BY ROWS(MEAN,VARIANCE,STANDARD DEVIATION, SKEWNESS, COEFF. OF VARIATION,PERCENTAGE OF AVERAGE FLOW) | | | | | | | | | | | |
| 0.4779E+00 | 0.1082E+01 | 0.1701E+01 | 0.1720E+01 | 0.1776E+01 | 0.1751E+01 | 0.1911E+01 | 0.1703E+01 | 0.1408E+01 | 0.1256E+01 | 0.8135E+00 | 0.5144E+00 |
| 0.1004E+00 | 0.2864E+00 | 0.1011E+00 | 0.9041E-01 | 0.5084E-01 | 0.9813E-01 | 0.1741E+00 | 0.1315E+00 | 0.1630E+00 | 0.5199E+00 | 0.3348E+00 | 0.1160E+00 |
| 0.3169E+00 | 0.5351E+00 | 0.3179E+00 | 0.3007E+00 | 0.2255E+00 | 0.3133E+00 | 0.4172E+00 | 0.3626E+00 | 0.4038E+00 | 0.7210E+00 | 0.5787E+00 | 0.3406E+00 |
| -0.1948E+01 | -0.4691E-01 | -0.6332E+00 | 0.1110E+01 | 0.1521E+01 | 0.1634E-01 | -0.1349E+01 | 0.1067E+01 | -0.1711E+00 | -0.8210E-01 | 0.6266E+00 | 0.8640E+00 |
| 0.6631E+00 | 0.4946E+00 | 0.1869E+00 | 0.1748E+00 | 0.1269E+00 | 0.1789E+00 | 0.2184E+00 | 0.2130E+00 | 0.2867E+00 | 0.5740E+00 | 0.7113E+00 | 0.6621E+00 |
| 0.2966E+01 | 0.6715E+01 | 0.1056E+02 | 0.1067E+02 | 0.1102E+02 | 0.1087E+02 | 0.1186E+02 | 0.1057E+02 | 0.8739E+01 | 0.7795E+01 | 0.5048E+01 | 0.3192E+01 |

STATISTICS ON LOG ANNUAL MEANS(ALL DAYS)

| MEAN | VARIANCE | STANDARD DEVIATION | SKEWNESS | COEFF. OF VARIATION | SERIAL CORR |
|---|---|---|---|---|---|
| 0.1650E+01 | 0.2322E-01 | 0.1524E+00 | -0.5260E+00 | 0.9237E-01 | 0.2281E+00 |

ANNUAL PEAKS

| | |
|---|---|
| 1968 | 2560 |
| 1969 | 2060 |
| 1970 | 2480 |
| 1971 | 1270 |
| 1972 | 2150 |
| 1973 | 1710 |

## 03364500 Clifty Creek at Hartsville, Ind.

LOCATION.--Lat 39°16'25", long 85°42'10", in NW¼NW¼ sec.36, T.10 N., R.7 E., Bartholomew County, at downstream side of left abutment of highway bridge, 0.2 mile (0.3 km) north of Hartsville, and 5 miles (8 km) upstream from Duck Creek.

DRAINAGE AREA.--91.4 mi² (236.7 km²).

### DURATION TABLE OF DAILY DISCHARGE FOR YEAR ENDING SEPTEMBER 30

| CLASS | 0 | 1 | 2 | 3 | 4 | 5 | 6 | 7 | 8 | 9 | 10 | 11 | 12 | 13 | 14 | 15 | 16 | 17 | 18 | 19 | 20 | 21 | 22 | 23 | 24 | 25 | 26 | 27 | 28 | 29 | 30 | 31 | 32 | 33 | 34 | |
|---|---|---|---|---|---|---|---|---|---|---|---|---|---|---|---|---|---|---|---|---|---|---|---|---|---|---|---|---|---|---|---|---|---|---|---|---|
| YEAR | NUMBER OF DAYS IN CLASS | | | | | | | | | | | | | | | | | | | | | | | | | | | | | | | | | | | CFS-DAYS |
| 1948 | 28 | | | | | 7 | 1 | 5 | 5 | 2 | 5 | 3 | 9 | 13 | 13 | 7 | 6 | 12 | 3 | 14 | 11 | 10 | 7 | 7 | 6 | 3 | 2 | 2 | | 2 | | | | | | 9246.5 |
| 1949 | 1 | | | | | 4 | 6 | 4 | 1 | | 7 | 14 | 19 | 23 | 9 | 17 | 9 | 17 | 21 | 20 | 25 | 25 | 31 | 31 | 24 | 14 | 12 | 7 | 6 | 7 | 6 | 1 | 3 | 1 | | 68537.8 |
| 1950 | | | | | | | | | | | | 1 | 8 | 7 | 12 | 16 | 17 | 37 | 25 | 18 | 34 | 27 | 29 | 42 | 22 | 24 | 12 | 9 | 13 | 2 | 4 | 4 | 1 | 1 | | 71959.1 |
| 1951 | 12 | | | | | 2 | 6 | 5 | 9 | 4 | 4 | 2 | 4 | 4 | 4 | 7 | 15 | 31 | 21 | 23 | 26 | 30 | 28 | 37 | 21 | 26 | 21 | 8 | 7 | 3 | 2 | 3 | | | | 54589.3 |
| 1952 | 27 | | | | | 10 | 3 | 8 | 8 | 6 | 8 | 14 | 10 | 11 | 8 | 8 | 6 | 10 | 18 | 17 | 18 | 18 | 36 | 36 | 24 | 22 | 19 | 10 | 3 | 5 | 1 | | 2 | | | 49930.6 |
| 1953 | 46 | | | | | 5 | 19 | 10 | 6 | 4 | 8 | 10 | 7 | 19 | 7 | 8 | 6 | 14 | 20 | 15 | 42 | 32 | 18 | 27 | 14 | 10 | 12 | 4 | 2 | | | | | | | 23454.3 |
| 1954 | 181 | | | | | 1 | 1 | 2 | | 1 | 2 | 22 | 2 | 4 | 14 | 20 | 17 | 28 | 23 | 15 | 17 | 11 | 3 | 1 | | | | | | | | | | | | 3284.3 |
| 1955 | 110 | | | | | | 1 | | | 1 | 4 | 3 | 1 | 2 | 1 | 5 | 13 | 15 | 24 | 22 | 33 | 34 | 30 | 28 | 12 | 9 | 10 | 5 | 1 | 1 | | | | | | 23740.5 |
| 1956 | 3 | | | | | 2 | 3 | 1 | 5 | 4 | 1 | 4 | 4 | 10 | 8 | 7 | 9 | 24 | 34 | 36 | 47 | 30 | 27 | 38 | 35 | 15 | 6 | 2 | 4 | 2 | 2 | 3 | | | | 41919.9 |
| 1957 | 5 | | | | | 5 | 4 | 5 | 3 | 10 | 16 | 19 | 18 | 14 | 12 | 5 | 4 | 6 | 29 | 29 | 33 | 43 | 31 | 32 | 12 | 11 | 6 | 7 | 1 | 1 | 1 | 2 | 1 | | | 35130.4 |
| 1958 | | | | | | 3 | 5 | 5 | | 4 | 7 | 8 | 1 | 11 | | 1 | 3 | 5 | 25 | 48 | 49 | 37 | 33 | 45 | 29 | 15 | 17 | 3 | 4 | 5 | 1 | 1 | | | | 44446.0 |
| 1959 | 5 | | | | | 1 | 3 | 1 | 5 | 2 | 16 | 13 | 7 | 12 | 16 | 10 | 14 | 27 | 30 | 25 | 42 | 36 | 25 | 35 | 22 | 9 | 2 | 2 | | 2 | 1 | 1 | | 1 | | 33036.6 |
| 1960 | | | | | | | | | | | | 7 | 20 | 11 | 10 | 17 | 22 | 40 | 50 | 30 | 39 | 35 | 27 | 28 | 17 | 4 | 3 | 2 | 2 | | 1 | 1 | | | | 23580.2 |
| 1961 | 3 | | | | | 2 | 2 | 1 | 14 | 3 | 6 | 28 | 17 | 24 | 39 | 28 | 29 | 14 | 11 | 22 | 16 | 18 | 15 | 12 | 15 | 16 | 11 | 10 | 4 | 2 | 1 | 1 | 1 | | | 36844.9 |
| 1962 | | | | | | | | | 7 | 6 | 8 | 5 | 5 | 35 | 33 | 15 | 17 | 27 | 19 | 31 | 30 | 39 | 19 | 26 | 16 | 9 | 7 | 2 | 3 | 4 | 2 | | | | | 29117.2 |
| 1963 | 8 | | | | | 2 | 1 | 1 | 1 | 8 | 7 | 9 | 10 | 15 | 23 | 38 | 26 | 32 | 44 | 33 | 24 | 19 | 17 | 19 | 10 | 6 | 4 | 3 | 2 | 1 | | 1 | 1 | | | 24530.4 |
| 1964 | 88 | | | | | 7 | 2 | 2 | 5 | 9 | 16 | 18 | 19 | 21 | 17 | 15 | 32 | 19 | 17 | 8 | 5 | 9 | 9 | 14 | 10 | 8 | 4 | 5 | 2 | 2 | 1 | | 1 | 1 | | 27119.8 |
| 1965 | 65 | | | | | | | | 3 | 1 | 3 | 22 | 17 | 15 | 9 | 20 | 19 | 20 | 18 | 20 | 18 | 25 | 18 | 20 | 18 | 14 | 10 | 5 | 1 | 3 | | 1 | | | | 27593.6 |
| 1966 | 13 | | | | | 6 | 3 | 1 | 2 | 3 | 3 | 6 | 8 | 16 | 10 | 24 | 37 | 33 | 21 | 45 | 43 | 32 | 14 | 16 | 14 | 10 | 1 | 2 | 2 | | | | | | | 17956.5 |
| 1967 | 49 | 1 | | 1 | | 1 | 2 | 2 | | 1 | 6 | 6 | 6 | 10 | 20 | 15 | 13 | 10 | 14 | 25 | 38 | 37 | 24 | 28 | 22 | 12 | 9 | 6 | 3 | 2 | 2 | | | | | 32757.1 |
| 1968 | 32 | | | | | | | | | | 1 | 9 | 11 | 5 | 8 | 7 | 8 | 17 | 45 | 40 | 27 | 26 | 24 | 31 | 30 | 17 | 9 | 5 | 7 | 3 | 2 | 1 | | 1 | | 46837.8 |
| 1969 | | | | | | | | | | | 2 | 5 | 5 | 9 | 17 | 26 | 8 | 19 | 23 | 39 | 61 | 44 | 22 | 24 | 30 | 10 | 10 | 3 | 3 | 2 | | 3 | | | | 36628.3 |
| 1970 | | | | 1 | | 6 | 6 | 2 | 8 | 7 | 11 | 13 | 8 | 23 | 17 | 27 | 9 | 17 | 19 | 37 | 27 | 38 | 25 | 25 | 17 | 11 | 3 | 2 | 3 | 1 | 1 | | 1 | | | 27768.0 |
| 1971 | | | | 3 | | 8 | 1 | 2 | 4 | 2 | 6 | 9 | 5 | 13 | 34 | 36 | 21 | 33 | 50 | 34 | 28 | 21 | 12 | 19 | 10 | 4 | 3 | 3 | 3 | | 1 | | | | | 18564.1 |
| 1972 | 42 | | | | | 2 | | 2 | 2 | 2 | 1 | 6 | 6 | 6 | 3 | 2 | 23 | 24 | 31 | 26 | 39 | 36 | 31 | 33 | 20 | 11 | 11 | 3 | 3 | | | 1 | | | | 28435.1 |
| 1973 | | | | | | | | 1 | | 1 | 7 | 19 | 14 | 9 | 9 | 6 | 6 | 12 | 9 | 15 | 45 | 44 | 33 | 39 | 41 | 26 | 15 | 6 | 6 | 1 | 1 | | | | | 43597.4 |

| CLASS | CFS | TOTAL | ACCUM | PERCT | CLASS | CFS | TOTAL | ACCUM | PERCT | CLASS | CFS | TOTAL | ACCUM | PERCT | CLASS | CFS | TOTAL | ACCUM | PERCT |
|---|---|---|---|---|---|---|---|---|---|---|---|---|---|---|---|---|---|---|---|
| 0 | 0.00 | 718 | 9314 | 100.0 | 9 | 0.60 | 81 | 8299 | 89.1 | 18 | 16.0 | 644 | 5533 | 59.4 | 27 | [illegible] | 116 | 322 | 3.4 |
| 1 | 0.02 | 1 | 8596 | 92.3 | 10 | 0.80 | 155 | 8218 | 88.2 | 19 | 24.0 | 687 | 4889 | 52.5 | 28 | 660 | 85 | 206 | 2.2 |
| 2 | 0.04 | 0 | 8595 | 92.3 | 11 | 1.20 | 275 | 8063 | 86.6 | 20 | 34.0 | 817 | 4202 | 45.1 | 29 | 960 | 51 | 121 | 1.2 |
| 3 | 0.06 | 5 | 8595 | 92.3 | 12 | 1.80 | 241 | 7788 | 83.6 | 21 | 49.0 | 756 | 3385 | 36.3 | 30 | 1400 | 30 | 70 | .7 |
| 4 | 0.09 | 0 | 8590 | 92.2 | 13 | 2.50 | 342 | 7547 | 81.0 | 22 | 72.0 | 588 | 2629 | 28.2 | 31 | 2000 | 24 | 40 | .4 |
| 5 | 0.10 | 74 | 8590 | 92.2 | 14 | 3.70 | 353 | 7205 | 77.4 | 23 | 100.0 | 693 | 2041 | 21.9 | 32 | 2900 | 11 | 16 | .1 |
| 6 | 0.20 | 69 | 8516 | 91.4 | 15 | 5.30 | 387 | 6852 | 73.6 | 24 | 150.0 | 491 | 1348 | 14.5 | 33 | 4300 | 5 | 5 | |
| 7 | 0.30 | 60 | 8447 | 90.7 | 16 | 7.70 | 389 | 6465 | 69.4 | 25 | 220.0 | 316 | 857 | 9.2 | 34 | 6200 | | | |
| 8 | 0.40 | 88 | 8387 | 90.0 | 17 | 11.00 | 543 | 6076 | 65.2 | 26 | 320.0 | 219 | 541 | 5.8 | | | | | |

### LOWEST MEAN DISCHARGE, IN CFS, AND RANKING, FOR THE FOLLOWING NUMBER OF CONSECUTIVE DAYS IN YEAR ENDING MARCH 31

| YEAR | 1 | | 3 | | 7 | | 14 | | 30 | | 60 | | 90 | | 120 | | 183 | | ANNUAL | |
|---|---|---|---|---|---|---|---|---|---|---|---|---|---|---|---|---|---|---|---|---|
| 1949 | 0.00 | 1 | 0.00 | 1 | 0.00 | 1 | 0.00 | 1 | 0.01 | 7 | 0.77 | 9 | 1.40 | 10 | 15.60 | 19 | 17.20 | 14 | 182.00 | 24 |
| 1950 | 0.80 | 20 | 0.97 | 20 | 1.20 | 20 | 1.60 | 20 | 5.80 | 24 | 13.60 | 24 | 27.80 | 24 | 36.40 | 22 | 57.10 | 23 | 182.00 | 25 |
| 1951 | 1.60 | 24 | 1.90 | 23 | 2.20 | 23 | 3.00 | 24 | 5.30 | 23 | 11.10 | 22 | 24.50 | 22 | 42.50 | 24 | 55.20 | 22 | 164.00 | 23 |
| 1952 | 0.00 | 2 | 0.00 | 2 | 0.00 | 2 | 0.04 | 10 | 0.10 | 9 | 0.20 | 6 | 0.80 | 6 | 6.40 | 14 | 26.30 | 18 | 144.00 | 21 |
| 1953 | 0.00 | 3 | 0.00 | 3 | 0.00 | 3 | 0.09 | 11 | 0.19 | 10 | 0.72 | 8 | 1.10 | 7 | 1.20 | 5 | 7.80 | 8 | 65.90 | 8 |
| 1954 | 0.00 | 4 | 0.00 | 4 | 0.00 | 4 | 0.00 | 2 | 0.00 | 1 | 0.00 | 1 | 0.00 | 1 | 0.00 | 1 | 1.50 | 2 | 26.80 | 1 |
| 1955 | 0.00 | 5 | 0.00 | 5 | 0.00 | 5 | 0.00 | 3 | 0.00 | 2 | 0.00 | 2 | 0.00 | 2 | 0.00 | 2 | 0.04 | 1 | 44.80 | 2 |
| 1956 | 0.00 | 6 | 0.00 | 6 | 0.00 | 6 | 0.00 | 4 | 0.03 | 8 | 8.60 | 21 | 32.90 | 25 | 46.40 | 25 | 51.70 | 21 | 92.40 | 16 |
| 1957 | 0.00 | 7 | 0.00 | 7 | 0.13 | 15 | 0.27 | 15 | 0.55 | 11 | 1.30 | 11 | 2.10 | 12 | 2.80 | 8 | 15.00 | 12 | 74.30 | 10 |
| 1958 | 0.00 | 8 | 0.00 | 8 | 0.06 | 13 | 0.24 | 12 | 0.77 | 12 | 1.00 | 10 | 1.30 | 9 | 5.60 | 13 | 45.80 | 20 | 114.00 | 19 |
| 1959 | 7.70 | 25 | 9.20 | 25 | 11.80 | 25 | 13.10 | 25 | 15.10 | 25 | 21.60 | 25 | 26.90 | 23 | 39.00 | 23 | 66.70 | 24 | 156.00 | 22 |
| 1960 | 0.00 | 9 | 0.00 | 9 | 0.04 | 12 | 0.24 | 13 | 0.91 | 14 | 2.80 | 14 | 4.70 | 16 | 5.10 | 11 | 8.70 | 9 | 45.70 | 3 |
| 1961 | 0.51 | 19 | 0.50 | 19 | 0.50 | 17 | 0.64 | 17 | 1.10 | 15 | 1.60 | 12 | 2.00 | 11 | 2.80 | 9 | 6.50 | 7 | 82.70 | 15 |
| 1962 | 0.00 | 10 | 0.03 | 15 | 0.14 | 16 | 0.27 | 14 | 1.10 | 16 | 2.00 | 13 | 2.90 | 13 | 5.10 | 12 | 11.40 | 10 | 111.00 | 18 |
| 1963 | 1.20 | 23 | 2.10 | 24 | 2.60 | 24 | 2.90 | 23 | 4.10 | 22 | 6.20 | 19 | 8.00 | 19 | 9.10 | 16 | 14.50 | 11 | 65.30 | 7 |
| 1964 | 0.00 | 11 | 0.00 | 10 | 0.00 | 7 | 0.00 | 5 | 0.00 | 3 | 0.17 | 5 | 0.69 | 5 | 0.90 | 4 | 5.10 | 4 | 60.40 | 5 |
| 1965 | 0.00 | 12 | 0.00 | 11 | 0.00 | 8 | 0.00 | 6 | 0.00 | 4 | 0.00 | 3 | 0.00 | 3 | 0.00 | 3 | 1.60 | 3 | 73.90 | 9 |
| 1966 | 0.40 | 18 | 0.40 | 18 | 0.66 | 18 | 1.30 | 19 | 3.10 | 20 | 12.00 | 23 | 13.60 | 21 | 14.90 | 18 | 17.60 | 15 | 64.00 | 6 |
| 1967 | 0.00 | 13 | 0.00 | 12 | 0.00 | 9 | 0.01 | 9 | 2.20 | 17 | 3.10 | 16 | 3.90 | 14 | 6.90 | 15 | 16.10 | 13 | 77.50 | 12 |
| 1968 | 0.00 | 14 | 0.00 | 13 | 0.00 | 10 | 0.00 | 7 | 0.00 | 5 | 0.00 | 4 | 0.03 | 4 | 1.30 | 6 | 6.10 | 6 | 78.70 | 13 |
| 1969 | 1.00 | 21 | 1.00 | 21 | 1.70 | 22 | 1.90 | 21 | 2.20 | 18 | 5.40 | 17 | 6.90 | 18 | 29.20 | 21 | 78.40 | 25 | 142.00 | 20 |
| 1970 | 1.20 | 22 | 1.20 | 22 | 1.60 | 21 | 2.40 | 22 | 3.70 | 21 | 5.40 | 18 | 5.90 | 17 | 17.20 | 20 | 26.30 | 19 | 79.70 | 14 |
| 1971 | 0.06 | 16 | 0.07 | 16 | 0.09 | 14 | 0.28 | 16 | 0.80 | 13 | 2.90 | 15 | 4.00 | 15 | 4.10 | 10 | 5.80 | 5 | 75.60 | 11 |
| 1972 | 0.16 | 17 | 0.26 | 17 | 0.69 | 19 | 0.73 | 18 | 2.20 | 19 | 6.50 | 20 | 9.90 | 20 | 14.60 | 17 | 20.40 | 16 | 53.00 | 4 |
| 1973 | 0.00 | 15 | 0.00 | 14 | 0.00 | 11 | 0.00 | 8 | 0.00 | 6 | 0.32 | 7 | 1.10 | 8 | 2.60 | 7 | 25.80 | 17 | 105.00 | 17 |

CLIFTY CREEK AT HARTSVILLE, IND. (Continued)

HIGHEST MEAN DISCHARGE, IN CFS, AND RANKING, FOR THE FOLLOWING NUMBER OF CONSECUTIVE DAYS IN YEAR ENDING SEPTEMBER 30

| YEAR | 1 | | 3 | | 7 | | 15 | | 30 | | 60 | | 90 | | 120 | | 183 | | ANNUAL | |
|---|---|---|---|---|---|---|---|---|---|---|---|---|---|---|---|---|---|---|---|---|
| 1949 | 6160.0 | 2 | 3560.0 | 1 | 1630.0 | 2 | 971.0 | 2 | 902.0 | 1 | 591.0 | 2 | 519.0 | 2 | 419.0 | 2 | 320.0 | 2 | 188.0 | 2 |
| 1950 | 5620.0 | 3 | 3040.0 | 2 | 1910.0 | 1 | 1370.0 | 1 | 885.0 | 2 | 728.0 | 1 | 535.0 | 1 | 473.0 | 1 | 344.0 | 1 | 197.0 | 1 |
| 1951 | 2710.0 | 11 | 1290.0 | 14 | 954.0 | 10 | 586.0 | 10 | 470.0 | 9 | 354.0 | 7 | 302.0 | 5 | 299.0 | 4 | 267.0 | 3 | 150.0 | 3 |
| 1952 | 3510.0 | 9 | 2480.0 | 6 | 1280.0 | 6 | 818.0 | 4 | 528.0 | 4 | 432.0 | [illegible] | 349.0 | 4 | 327.0 | 3 | 249.0 | 4 | 136.0 | 4 |
| 1953 | 915.0 | 23 | 639.0 | 24 | 460.0 | 23 | 330.0 | 23 | 221.0 | 23 | 180.0 | 22 | 156.0 | 20 | 129.0 | 21 | 122.0 | 20 | 64.3 | 22 |
| 1954 | 138.0 | 25 | 93.3 | 25 | 58.9 | 25 | 50.2 | 25 | 41.1 | 25 | 31.1 | 25 | 26.8 | 25 | 23.6 | 25 | 17.9 | 25 | 9.0 | 25 |
| 1955 | 1070.0 | 22 | 675.0 | 22 | 531.0 | 22 | 382.0 | 21 | 277.0 | 21 | 205.0 | 20 | 156.0 | 21 | 132.0 | 20 | 112.0 | 21 | 65.0 | 20 |
| 1956 | 2360.0 | 15 | 1370.0 | 12 | 685.0 | 18 | 382.0 | 22 | 301.0 | 18 | 234.0 | 17 | 217.0 | 14 | 198.0 | 13 | 166.0 | 10 | 115.0 | 8 |
| 1957 | 3370.0 | 10 | 1720.0 | 9 | 995.0 | 9 | 548.0 | 11 | 320.0 | 15 | 292.0 | 10 | 230.0 | 11 | 213.0 | 9 | 178.0 | 7 | 96.2 | 11 |
| 1958 | 2410.0 | 13 | 1350.0 | 13 | 862.0 | 11 | 509.0 | 13 | 344.0 | 14 | 271.0 | 12 | 232.0 | 10 | 211.0 | 10 | 165.0 | 11 | 122.0 | 6 |
| 1959 | 6180.0 | 1 | 2910.0 | 4 | 1340.0 | 4 | 703.0 | 8 | 559.0 | 3 | 365.0 | 5 | 274.0 | 8 | 223.0 | 7 | 169.0 | 9 | 90.5 | 12 |
| 1960 | 2030.0 | 17 | 1250.0 | 16 | 600.0 | 21 | 404.0 | 19 | 228.0 | 22 | 140.0 | 23 | 104.0 | 23 | 100.0 | 24 | 99.8 | 22 | 64.4 | 21 |
| 1961 | 4200.0 | 7 | 2320.0 | 8 | 1190.0 | 7 | 731.0 | 6 | 524.0 | 5 | 363.0 | 6 | 363.0 | 3 | 286.0 | 5 | 196.0 | 5 | 101.0 | 9 |
| 1962 | 1830.0 | 20 | 1240.0 | 17 | 680.0 | 19 | 450.0 | 16 | 377.0 | 11 | 260.0 | 15 | 229.0 | 12 | 192.0 | 15 | 139.0 | 16 | 79.8 | 14 |
| 1963 | 4290.0 | 6 | 2570.0 | 5 | 1180.0 | 8 | 705.0 | 7 | 494.0 | 7 | 300.0 | 9 | 217.0 | 15 | 173.0 | 18 | 124.0 | 19 | 67.2 | 19 |
| 1964 | 4760.0 | 4 | 2970.0 | 3 | 1480.0 | 3 | 836.0 | 3 | 524.0 | 6 | 418.0 | 4 | 288.0 | 6 | 220.0 | 8 | 147.0 | 14 | 74.1 | 18 |
| 1965 | 2360.0 | 14 | 1260.0 | 15 | 728.0 | 16 | 403.0 | 20 | 316.0 | 16 | 245.0 | 16 | 244.0 | 9 | 201.0 | 11 | 139.0 | 17 | 75.6 | 17 |
| 1966 | 882.0 | 24 | 657.0 | 23 | 414.0 | 24 | 254.0 | 24 | 171.0 | 24 | 116.0 | 24 | 103.0 | 24 | 101.0 | 23 | 86.6 | 24 | 49.2 | 24 |
| 1967 | 1920.0 | 19 | 1140.0 | 18 | 735.0 | 15 | 459.0 | 15 | 298.0 | 19 | 219.0 | 18 | 206.0 | 18 | 179.0 | 16 | 165.0 | 12 | 89.7 | 13 |
| 1968 | 4450.0 | 5 | 2350.0 | 7 | 1320.0 | 5 | 748.0 | 5 | 471.0 | 8 | 302.0 | 8 | 285.0 | 7 | 231.0 | 6 | 187.0 | 6 | 128.0 | 5 |
| 1969 | 2490.0 | 12 | 1510.0 | 11 | 793.0 | 12 | 603.0 | 9 | 390.0 | 10 | 262.0 | 14 | 217.0 | 16 | 173.0 | 17 | 157.0 | 13 | 100.0 | 10 |
| 1970 | 3670.0 | 8 | 1520.0 | 10 | 773.0 | 13 | 422.0 | 18 | 358.0 | 13 | 266.0 | 13 | 217.0 | 17 | 193.0 | 14 | 144.0 | 15 | 76.1 | 16 |
| 1971 | 1970.0 | 18 | 947.0 | 21 | 755.0 | 14 | 443.0 | 17 | 304.0 | 17 | 196.0 | 21 | 145.0 | 22 | 117.0 | 22 | 89.6 | 23 | 50.9 | 23 |
| 1972 | 2170.0 | 16 | 1110.0 | 19 | 638.0 | 20 | 460.0 | 14 | 298.0 | 20 | 213.0 | 19 | 170.0 | 19 | 152.0 | 19 | 137.0 | 18 | 77.7 | 15 |
| 1973 | 1620.0 | 21 | 1100.0 | 20 | 714.0 | 17 | 521.0 | 12 | 370.0 | 12 | 289.0 | 11 | 226.0 | 13 | 198.0 | 12 | 174.0 | 8 | 119.0 | 7 |

STATISTICS ON NORMAL MONTHLY MEANS(ALL DAYS)

| OCT | NOV | DEC | JAN | FEB | MARCH | APRIL | MAY | JUNE | JULY | AUG | SEPT |
|---|---|---|---|---|---|---|---|---|---|---|---|

BY ROWS(MEAN,VARIANCE,STANDARD DEVIATION, SKEWNESS, COEFF. OF VARIATION,PERCENTAGE OF AVERAGE FLOW)

| | | | | | | | | | | | |
|---|---|---|---|---|---|---|---|---|---|---|---|
| 0.1033E+02 | 0.5289E+02 | 0.1069E+03 | 0.1888E+03 | 0.1703E+03 | 0.1888E+03 | 0.1526E+03 | 0.1214E+03 | 0.6723E+02 | 0.6010E+02 | 0.1725E+02 | 0.1257E+02 |
| 0.2815E+03 | 0.6644E+04 | 0.1104E+05 | 0.5581E+05 | 0.1559E+05 | 0.1670E+05 | 0.1143E+05 | 0.1357E+05 | 0.3448E+04 | 0.3642E+04 | 0.1180E+04 | 0.5988E+03 |
| 0.1678E+02 | 0.8151E+02 | 0.1051E+03 | 0.2362E+03 | 0.1249E+03 | 0.1292E+03 | 0.1069E+03 | 0.1165E+03 | 0.5872E+02 | 0.6035E+02 | 0.3436E+02 | 0.2447E+02 |
| 0.2282E+01 | 0.1930E+01 | 0.7330E+00 | 0.2106E+01 | 0.1212E+01 | 0.9076E+00 | 0.6578E+00 | 0.1282E+01 | 0.9650E+00 | 0.7798E+00 | 0.3098E+01 | 0.3069E+01 |
| 0.1625E+01 | 0.1541E+01 | 0.9829E+00 | 0.1251E+01 | 0.7332E+00 | 0.6845E+00 | 0.7007E+00 | 0.9592E+00 | 0.8734E+00 | 0.1004E+01 | 0.1992E+01 | 0.1947E+01 |
| 0.8985E+00 | 0.4602E+01 | 0.9302E+01 | 0.1643E+02 | 0.1482E+02 | 0.1643E+02 | 0.1328E+02 | 0.1057E+02 | 0.5850E+01 | 0.5230E+01 | 0.1501E+01 | 0.1094E+01 |

STATISTICS ON NORMAL ANNUAL MEANS(ALL DAYS)

| MEAN | VARIANCE | STANDARD DEVIATION | SKEWNESS | COEFF. OF VARIATION | SERIAL CORR |
|---|---|---|---|---|---|
| 0.9545E+02 | 0.1806E+04 | 0.4250E+02 | 0.6853E+00 | 0.4453E+00 | 0.6263E+00 |

STATISTICS ON LOG MONTHLY MEANS(ALL DAYS)

| OCT | NOV | DEC | JAN | FEB | MARCH | APRIL | MAY | JUNE | JULY | AUG | SEPT |
|---|---|---|---|---|---|---|---|---|---|---|---|

BY ROWS(MEAN,VARIANCE,STANDARD DEVIATION, SKEWNESS, COEFF. OF VARIATION,PERCENTAGE OF AVERAGE FLOW)

| | | | | | | | | | | | |
|---|---|---|---|---|---|---|---|---|---|---|---|
| 0.5474E+00 | 0.1204E+01 | 0.1630E+01 | 0.2004E+01 | 0.2081E+01 | 0.2161E+01 | 0.2066E+01 | 0.1900E+01 | 0.1624E+01 | 0.1453E+01 | 0.7608E+00 | 0.5457E+00 |
| 0.4645E+00 | 0.5736E+00 | 0.6797E+00 | 0.2552E+00 | 0.1911E+00 | 0.1232E+00 | 0.1160E+00 | 0.1693E+00 | 0.2278E+00 | 0.3937E+00 | 0.4303E+00 | 0.5188E+00 |
| 0.6815E+00 | 0.7573E+00 | 0.8245E+00 | 0.5052E+00 | 0.4372E+00 | 0.3510E+00 | 0.3407E+00 | 0.4115E+00 | 0.4772E+00 | 0.6275E+00 | 0.6560E+00 | 0.7203E+00 |
| 0.4277E+00 | -0.6711E-01 | -0.1421E+01 | 0.7816E-01 | -0.1317E+01 | -0.6265E+00 | -0.1691E+00 | 0.2145E+00 | -0.4598E+00 | -0.4039E+00 | 0.3695E-01 | 0.2414E+00 |
| 0.1245E+01 | 0.6292E+00 | 0.5059E+00 | 0.2521E+00 | 0.2101E+00 | 0.1625E+00 | 0.1649E+00 | 0.2166E+00 | 0.2939E+00 | 0.4319E+00 | 0.8622E+00 | 0.1320E+01 |
| 0.3045E+01 | 0.6656E+01 | 0.9066E+01 | 0.1115E+02 | 0.1158E+02 | 0.1202E+02 | 0.1150E+02 | 0.1057E+02 | 0.9033E+01 | 0.8082E+01 | 0.4232E+01 | 0.3036E+01 |

STATISTICS ON LOG ANNUAL MEANS(ALL DAYS)

| MEAN | VARIANCE | STANDARD DEVIATION | SKEWNESS | COEFF. OF VARIATION | SERIAL CORR |
|---|---|---|---|---|---|
| 0.1926E+01 | 0.6606E-01 | 0.2570E+00 | -0.2165E+01 | 0.1335E+00 | 0.3340E+00 |

ANNUAL PEAKS

| | | | |
|---|---|---|---|
| 1948 | 3710 | 1961 | 6120 |
| 1949 | 9510 | 1962 | 3090 |
| 1950 | 6520 | 1963 | 7760 |
| 1951 | 3910 | 1964 | 6820 |
| 1952 | 6250 | 1965 | 3160 |
| 1953 | 1370 | 1966 | 1460 |
| 1954 | 635 | 1967 | 2190 |
| 1955 | 1760 | 1968 | 6840 |
| 1956 | 5890 | 1969 | 3070 |
| 1957 | 4270 | 1970 | 4960 |
| 1958 | 2700 | 1971 | 2510 |
| 1959 | 11300 | 1972 | 3040 |
| 1960 | 3630 | 1973 | 2370 |

## 03365000 Sand Creek near Brewersville, Ind.

LOCATION.--Lat 39°05'03", long 85°39'32", in NW¼NE¼ sec.5, T.7 N., R.8 E., Jennings County, on left bank at downstream side of county highway bridge, 2.5 miles (4.0 km) west of Brewersville, 5.7 miles (9.2 km) upstream from Wyaloosing Creek, and 16 miles (26 km) upstream from mouth.

DRAINAGE AREA.--155 mi² (401 km²).

### DURATION TABLE OF DAILY DISCHARGE FOR YEAR ENDING SEPTEMBER 30

| CLASS | 0 | 1 | 2 | 3 | 4 | 5 | 6 | 7 | 8 | 9 | 10 | 11 | 12 | 13 | 14 | 15 | 16 | 17 | 18 | 19 | 20 | 21 | 22 | 23 | 24 | 25 | 26 | 27 | 28 | 29 | 30 | 31 | 32 | 33 | 34 | |
|---|---|---|---|---|---|---|---|---|---|---|---|---|---|---|---|---|---|---|---|---|---|---|---|---|---|---|---|---|---|---|---|---|---|---|---|---|
| YEAR | NUMBER OF DAYS IN CLASS | | | | | | | | | | | | | | | | | | | | | | | | | | | | | | | | | | | CFS-DAYS |
| 1948 | 21 | | | | | | | | 1 | 1 | 9 | 3 | 2 | 10 | 6 | 13 | 17 | 12 | 16 | 13 | 16 | 11 | 8 | 7 | 7 | 3 | 2 | 2 | 1 | | 1 | 1 | | | | 15468.1 |
| 1949 | 18 | | | | | | | | | | 1 | | 3 | 1 | 12 | 16 | 12 | 23 | 35 | 24 | 16 | 30 | 33 | 44 | 30 | 28 | 12 | 4 | 6 | 5 | 4 | 6 | 1 | 1 | | 98133.3 |
| 1950 | | | | | | | | | | | | | | | | | 4 | 16 | 42 | 26 | 23 | 33 | 31 | 54 | 32 | 32 | 22 | 10 | 11 | 16 | 5 | 6 | 1 | 1 | | 133034.3 |
| 1951 | | | | | | | | | | | | 1 | 25 | 10 | 11 | 15 | 6 | 25 | 23 | 12 | 8 | 23 | 48 | 51 | 26 | 21 | 27 | 9 | 11 | 7 | 3 | 1 | 1 | 1 | | 90185.2 |
| 1952 | | | | | | | | | | 4 | 26 | 20 | 15 | 9 | 16 | 15 | 12 | 11 | 15 | 22 | 25 | 37 | 41 | 20 | 16 | 24 | 14 | 9 | 10 | 2 | 2 | 1 | | | | 81745.9 |
| 1953 | 22 | | | | | | 2 | 5 | 2 | 10 | 14 | 20 | 11 | 12 | 19 | 10 | 20 | 13 | 29 | 16 | 31 | 35 | 41 | 17 | 14 | 6 | 6 | 6 | 3 | 1 | | | | | | 39530.8 |
| 1954 | 116 | | | | | | 2 | 4 | 2 | 6 | 10 | 6 | 4 | 17 | 46 | 15 | 13 | 27 | 24 | 34 | 19 | 7 | 7 | 3 | 2 | 1 | | | | | | | | | | 6714.3 |
| 1955 | 29 | | | | | | 3 | | 1 | 1 | | 3 | 26 | 23 | 34 | 10 | 9 | 28 | 40 | 27 | 31 | 24 | 30 | 12 | 12 | 8 | 3 | 5 | 4 | 2 | | | | | | 37788.4 |
| 1956 | | | | | | | | | | | 2 | 1 | 6 | 5 | 12 | 11 | 8 | 26 | 48 | 59 | 44 | 24 | 36 | 26 | 23 | 14 | 9 | 4 | 3 | 3 | 2 | | | | | 61089.4 |
| 1957 | | | | | | | | | | 1 | 5 | 3 | 16 | 11 | 18 | 22 | 15 | 17 | 12 | 26 | 40 | 31 | 47 | 42 | 13 | 12 | 8 | 8 | 8 | 4 | 3 | 1 | 2 | | | 65547.7 |
| 1958 | | | | | | | | | | | 9 | 4 | 2 | 1 | 6 | 7 | 7 | 2 | 18 | 19 | 32 | 58 | 54 | 35 | 31 | 37 | 8 | 12 | 9 | 6 | 5 | 3 | | | | 85707.2 |
| 1959 | | | | | | | | | | | | | 2 | 4 | 15 | 9 | 15 | 18 | 29 | 30 | 50 | 41 | 36 | 37 | 33 | 18 | 15 | 4 | 4 | 2 | 1 | | 1 | | 1 | 63555.4 |
| 1960 | | | | | | | | | | | | | | | 14 | 13 | 3 | 12 | 34 | 39 | 49 | 57 | 40 | 41 | 29 | 16 | 6 | 6 | 1 | 3 | 2 | | | 1 | | 49545.1 |
| 1961 | | | | | | | | | | | | | 4 | 6 | 11 | 67 | 46 | 10 | 56 | 26 | 20 | 16 | 17 | 23 | 13 | 15 | 8 | 8 | 9 | 4 | 2 | 3 | 1 | | | 62797.2 |
| 1962 | | | | | | | | | | | | | | | 12 | 21 | 21 | 30 | 40 | 35 | 30 | 43 | 37 | 40 | 16 | 14 | 10 | 4 | 3 | 6 | 1 | 2 | | | | 50293.8 |
| 1963 | | | | | | | | | | | | 4 | | 3 | 10 | 8 | 14 | 35 | 75 | 53 | 39 | 29 | 22 | 25 | 20 | 9 | 5 | 6 | 3 | 2 | 2 | | 1 | | | 41446.1 |
| 1964 | 16 | | | | | | 20 | 5 | 5 | 10 | 21 | 17 | 27 | 26 | 21 | 24 | 25 | 16 | 19 | 24 | 15 | 13 | 20 | 13 | 9 | 5 | 5 | 6 | | 2 | | | | 2 | | 46320.4 |
| 1965 | 40 | | | | | | | | 1 | | | | 6 | 26 | 18 | 22 | 43 | 22 | 22 | 24 | 23 | 28 | 35 | 12 | 12 | 16 | 6 | 6 | 2 | 1 | | | | | | 39476.6 |
| 1966 | | | | | | | | | | | 1 | 8 | 8 | 9 | 13 | 23 | 43 | 55 | 36 | 39 | 29 | 36 | 17 | 12 | 11 | 12 | 6 | 2 | 4 | 1 | | | | | | 36150.7 |
| 1967 | 6 | 2 | 1 | | 4 | 3 | 6 | 4 | | 2 | 4 | 7 | 11 | 6 | 21 | 17 | 20 | 26 | 20 | 25 | 39 | 33 | 32 | 24 | 13 | 16 | 11 | 4 | 3 | 4 | 1 | | | | | 57458.1 |
| 1968 | | | | | | | 4 | 3 | 1 | 1 | 1 | 1 | 2 | 4 | 21 | 28 | 12 | 26 | 35 | 44 | 27 | 31 | 37 | 22 | 21 | 15 | 13 | 9 | 5 | 2 | | | | 1 | | 70778.4 |
| 1969 | | | | | | | | | | | | | | 22 | 23 | 17 | 17 | 18 | 35 | 34 | 34 | 52 | 33 | 21 | 23 | 13 | 12 | 6 | 1 | 2 | 1 | 1 | | | | 61362.1 |
| 1970 | | | | | | | | | | | 2 | 12 | 33 | 21 | 20 | 23 | 21 | 23 | 27 | 31 | 30 | 28 | 30 | 18 | 23 | 8 | 7 | 3 | 1 | 2 | | 2 | | | | 50935.4 |
| 1971 | | | | | | | | | | 2 | 3 | 2 | 2 | 2 | 5 | 20 | 20 | 20 | 45 | 44 | 53 | 36 | 24 | 28 | 22 | 15 | 12 | 4 | 5 | | 1 | | | | | 36552.0 |
| 1972 | | | | | | | | | | | | | 3 | 12 | 16 | 12 | 11 | 38 | 25 | 24 | 39 | 39 | 52 | 35 | 23 | 19 | 6 | 6 | 4 | 1 | 1 | | | | | 59573.4 |
| 1973 | | | | | | | | | | | | | | 10 | 14 | 18 | 20 | 17 | 9 | 10 | 33 | 35 | 52 | 38 | 35 | 33 | 18 | 13 | 8 | 2 | | | | | | 89150.8 |

| CLASS | CFS | TOTAL | ACCUM | PERCT | CLASS | CFS | TOTAL | ACCUM | PERCT | CLASS | CFS | TOTAL | ACCUM | PERCT | CLASS | CFS | TOTAL | ACCUM | PERCT |
|---|---|---|---|---|---|---|---|---|---|---|---|---|---|---|---|---|---|---|---|
| 0 | 0.00 | 268 | 9314 | 100.0 | 9 | 0.40 | 61 | 8961 | 96.2 | 18 | 19.0 | 731 | 5934 | 63.7 | 27 | 860 | 150 | 358 | 3.8 |
| 1 | 0.01 | 2 | 9046 | 97.1 | 10 | 0.60 | 98 | 8900 | 95.6 | 19 | 29.0 | 789 | 5203 | 55.9 | 28 | 1300 | 103 | 208 | 2.2 |
| 2 | 0.02 | 1 | 9044 | 97.1 | 11 | 1.00 | 151 | 8802 | 94.5 | 20 | 44.0 | 827 | 4414 | 47.4 | 29 | 2000 | 55 | 105 | 1.1 |
| 3 | 0.03 | 0 | 9043 | 97.1 | 12 | 1.50 | 200 | 8651 | 92.9 | 21 | 67.0 | 819 | 3587 | 38.5 | 30 | 3100 | 30 | 50 | .5 |
| 4 | 0.04 | 4 | 9043 | 97.1 | 13 | 2.20 | 322 | 8451 | 90.7 | 22 | 100.0 | 890 | 2768 | 29.7 | 31 | 4700 | 12 | 20 | .2 |
| 5 | 0.07 | 3 | 9039 | 97.0 | 14 | 3.40 | 505 | 8129 | 87.3 | 23 | 160.0 | 545 | 1878 | 20.2 | 32 | 7300 | 6 | 8 | |
| 6 | 0.10 | 37 | 9036 | 97.0 | 15 | 5.20 | 425 | 7624 | 81.9 | 24 | 240.0 | 457 | 1333 | 14.3 | 33 | 11000 | 2 | 2 | |
| 7 | 0.20 | 22 | 8999 | 96.6 | 16 | 8.00 | 494 | 7199 | 77.3 | 25 | 370.0 | 325 | 876 | 9.4 | 34 | | | | |
| 8 | 0.30 | 16 | 8977 | 96.4 | 17 | 12.00 | 771 | 6705 | 72.0 | 26 | 560.0 | 193 | 551 | 5.9 | | | | | |

### LOWEST MEAN DISCHARGE, IN CFS, AND RANKING, FOR THE FOLLOWING NUMBER OF CONSECUTIVE DAYS IN YEAR ENDING MARCH 31

| YEAR | 1 | | 3 | | 7 | | 14 | | 30 | | 60 | | 90 | | 120 | | 183 | | ANNUAL | |
|---|---|---|---|---|---|---|---|---|---|---|---|---|---|---|---|---|---|---|---|---|
| 1949 | 0.00 | 1 | 0.00 | 1 | 0.00 | 1 | 0.00 | 1 | 0.00 | 1 | 0.26 | 3 | 2.50 | 7 | 12.80 | 12 | 20.10 | 12 | 270.00 | 22 |
| 1950 | 2.60 | 21 | 3.30 | 22 | 3.70 | 23 | 4.60 | 23 | 9.30 | 22 | 23.60 | 23 | 60.90 | 23 | 67.50 | 23 | 78.60 | 22 | 300.00 | 24 |
| 1951 | 7.00 | 24 | 7.90 | 24 | 9.20 | 24 | 14.20 | 24 | 30.70 | 25 | 74.10 | 25 | 127.00 | 25 | 126.00 | 25 | 142.00 | 24 | 305.00 | 25 |
| 1952 | 0.51 | 11 | 0.50 | 11 | 0.54 | 10 | 0.61 | 10 | 0.76 | 7 | 1.80 | 7 | 1.90 | 4 | 7.90 | 9 | 28.10 | 15 | 216.00 | 18 |
| 1953 | 0.40 | 10 | 0.40 | 10 | 0.40 | 7 | 0.57 | 9 | 1.10 | 8 | 2.20 | 8 | 4.30 | 9 | 6.30 | 7 | 14.70 | 7 | 119.00 | 9 |
| 1954 | 0.00 | 2 | 0.00 | 2 | 0.00 | 2 | 0.00 | 2 | 0.00 | 2 | 0.00 | 1 | 0.00 | 1 | 0.45 | 1 | 2.70 | 2 | 50.90 | 1 |
| 1955 | 0.00 | 3 | 0.00 | 3 | 0.00 | 3 | 0.00 | 3 | 0.00 | 3 | 0.54 | 4 | 1.40 | 3 | 1.60 | 3 | 2.10 | 1 | 94.00 | 4 |
| 1956 | 0.00 | 4 | 0.00 | 4 | 0.00 | 4 | 0.00 | 4 | 3.00 | 12 | 9.20 | 17 | 18.40 | 21 | 26.00 | 19 | 35.10 | 16 | 116.00 | 7 |
| 1957 | 0.60 | 12 | 0.77 | 12 | 1.20 | 13 | 1.70 | 13 | 2.30 | 11 | 3.40 | 9 | 15.40 | 19 | 15.50 | 17 | 35.50 | 17 | 123.00 | 11 |
| 1958 | 0.30 | 7 | 0.37 | 8 | 0.41 | 8 | 0.56 | 7 | 2.00 | 10 | 4.40 | 12 | 5.40 | 11 | 10.10 | 10 | 92.20 | 23 | 221.00 | 19 |
| 1959 | 11.00 | 25 | 12.00 | 25 | 13.10 | 25 | 16.20 | 25 | 28.60 | 24 | 67.40 | 24 | 68.60 | 24 | 84.10 | 24 | 150.00 | 25 | 291.00 | 23 |
| 1960 | 1.10 | 14 | 1.30 | 14 | 1.70 | 15 | 2.30 | 15 | 6.20 | 19 | 11.10 | 20 | 13.10 | 16 | 14.70 | 14 | 18.40 | 11 | 89.80 | 3 |
| 1961 | 2.20 | 18 | 2.20 | 18 | 2.30 | 17 | 2.60 | 16 | 3.10 | 13 | 4.20 | 11 | 4.50 | 10 | 7.20 | 8 | 16.40 | 8 | 165.00 | 16 |
| 1962 | 1.30 | 15 | 1.30 | 15 | 1.40 | 14 | 1.80 | 14 | 6.60 | 21 | 10.60 | 19 | 13.20 | 18 | 15.40 | 16 | 17.80 | 10 | 182.00 | 17 |
| 1963 | 2.40 | 19 | 2.50 | 19 | 2.60 | 18 | 3.30 | 19 | 5.40 | 18 | 10.10 | 18 | 13.10 | 17 | 14.60 | 13 | 21.20 | 13 | 116.00 | 8 |
| 1964 | 0.30 | 8 | 0.33 | 7 | 0.44 | 9 | 0.57 | 8 | 0.68 | 6 | 1.60 | 6 | 2.30 | 6 | 2.70 | 4 | 12.50 | 6 | 120.00 | 10 |
| 1965 | 0.00 | 5 | 0.00 | 5 | 0.00 | 5 | 0.00 | 5 | 0.00 | 4 | 0.03 | 2 | 0.10 | 2 | 0.78 | 2 | 4.00 | 3 | 108.00 | 5 |
| 1966 | 1.90 | 16 | 2.00 | 16 | 2.60 | 19 | 3.20 | 17 | 6.30 | 20 | 12.20 | 21 | 12.40 | 15 | 15.00 | 15 | 17.60 | 9 | 88.60 | 2 |
| 1967 | 0.90 | 13 | 1.00 | 13 | 1.10 | 12 | 1.40 | 12 | 4.00 | 17 | 5.00 | 13 | 9.00 | 13 | 10.70 | 11 | 22.30 | 14 | 140.00 | 15 |
| 1968 | 0.00 | 6 | 0.00 | 6 | 0.01 | 6 | 0.04 | 6 | 0.15 | 5 | 0.88 | 5 | 2.20 | 5 | 3.90 | 5 | 11.60 | 5 | 139.00 | 14 |
| 1969 | 2.90 | 22 | 3.00 | 21 | 3.10 | 21 | 3.70 | 21 | 3.90 | 16 | 5.10 | 14 | 8.10 | 12 | 35.60 | 21 | 69.20 | 20 | 229.00 | 20 |
| 1970 | 2.60 | 20 | 2.70 | 20 | 3.00 | 20 | 3.30 | 18 | 3.50 | 14 | 7.90 | 16 | 9.60 | 14 | 25.00 | 18 | 40.60 | 18 | 133.00 | 12 |
| 1971 | 0.35 | 9 | 0.39 | 9 | 0.59 | 11 | 1.20 | 11 | 1.50 | 9 | 3.50 | 10 | 3.50 | 8 | 4.30 | 6 | 8.60 | 4 | 136.00 | 13 |
| 1972 | 3.10 | 23 | 3.40 | 23 | 3.60 | 22 | 4.40 | 22 | 13.40 | 23 | 23.00 | 22 | 39.80 | 22 | 43.10 | 22 | 48.50 | 19 | 111.00 | 6 |
| 1973 | 1.90 | 17 | 2.00 | 17 | 2.20 | 16 | 3.40 | 20 | 3.70 | 15 | 6.50 | 15 | 17.00 | 20 | 26.70 | 20 | 69.70 | 21 | 238.00 | 21 |

HIGHEST MEAN DISCHARGE, IN CFS, AND RANKING, FOR THE FOLLOWING NUMBER OF CONSECUTIVE DAYS IN YEAR ENDING SEPTEMBER 30

| YEAR | 1 | | 3 | | 7 | | 15 | | 30 | | 60 | | 90 | | 120 | | 183 | | ANNUAL | |
|---|---|---|---|---|---|---|---|---|---|---|---|---|---|---|---|---|---|---|---|---|
| 1949 | 8930.0 | 5 | 5730.0 | 4 | 2730.0 | 4 | 1490.0 | 4 | 1430.0 | 2 | 907.0 | 2 | 786.0 | 2 | 662.0 | 2 | 466.0 | 2 | 269.0 | 2 |
| 1950 | 10100.0 | 3 | 5820.0 | 3 | 3250.0 | 1 | 2340.0 | 1 | 1590.0 | 1 | 1230.0 | 1 | 948.0 | 1 | 812.0 | 1 | 600.0 | 1 | 364.0 | 1 |
| 1951 | 7350.0 | 7 | 3080.0 | 12 | 1790.0 | 9 | 1130.0 | 9 | 855.0 | 7 | 679.0 | 5 | 548.0 | 5 | 515.0 | 3 | 450.0 | 3 | 247.0 | 3 |
| 1952 | 5220.0 | 13 | 3490.0 | 7 | 1950.0 | 7 | 1310.0 | 7 | 814.0 | 8 | 605.0 | 7 | 577.0 | 4 | 510.0 | 4 | 417.0 | 4 | 223.0 | 6 |
| 1953 | 2350.0 | 22 | 1510.0 | 23 | 944.0 | 24 | 587.0 | 24 | 391.0 | 24 | 292.0 | 23 | 249.0 | 23 | 225.0 | 22 | 206.0 | 20 | 108.0 | 21 |
| 1954 | 385.0 | 25 | 241.0 | 25 | 191.0 | 25 | 109.0 | 25 | 72.0 | 25 | 65.3 | 25 | 57.0 | 25 | 49.4 | 25 | 35.4 | 25 | 18.4 | 25 |
| 1955 | 2710.0 | 21 | 1670.0 | 20 | 1220.0 | 17 | 857.0 | 18 | 641.0 | 16 | 439.0 | 16 | 327.0 | 20 | 272.0 | 20 | 194.0 | 22 | 104.0 | 22 |
| 1956 | 4660.0 | 14 | 2220.0 | 16 | 1190.0 | 21 | 630.0 | 22 | 548.0 | 19 | 417.0 | 19 | 384.0 | 16 | 342.0 | 14 | 269.0 | 14 | 167.0 | 12 |
| 1957 | 6180.0 | 10 | 3380.0 | 10 | 1870.0 | 8 | 1060.0 | 11 | 578.0 | 18 | 549.0 | 9 | 439.0 | 10 | 397.0 | 8 | 332.0 | 6 | 180.0 | 8 |
| 1958 | 3880.0 | 16 | 2620.0 | 14 | 1560.0 | 13 | 952.0 | 15 | 657.0 | 14 | 430.0 | 18 | 411.0 | 12 | 382.0 | 9 | 287.0 | 11 | 235.0 | 5 |
| 1959 | 13100.0 | 1 | 6510.0 | 1 | 2930.0 | 3 | 1540.0 | 3 | 1070.0 | 3 | 709.0 | 3 | 537.0 | 6 | 428.0 | 6 | 323.0 | 9 | 174.0 | 9 |
| 1960 | 7480.0 | 6 | 3440.0 | 8 | 1580.0 | 12 | 953.0 | 14 | 519.0 | 21 | 330.0 | 22 | 245.0 | 24 | 216.0 | 23 | 218.0 | 18 | 135.0 | 17 |
| 1961 | 6730.0 | 8 | 4650.0 | 6 | 2250.0 | 6 | 1420.0 | 6 | 981.0 | 5 | 625.0 | 6 | 639.0 | 3 | 495.0 | 5 | 332.0 | 7 | 172.0 | 10 |
| 1962 | 3570.0 | 17 | 2350.0 | 15 | 1410.0 | 15 | 878.0 | 17 | 647.0 | 15 | 433.0 | 17 | 371.0 | 17 | 310.0 | 17 | 228.0 | 17 | 138.0 | 16 |
| 1963 | 5900.0 | 11 | 3080.0 | 11 | 1660.0 | 11 | 1100.0 | 10 | 806.0 | 9 | 494.0 | 13 | 359.0 | 18 | 288.0 | 19 | 206.0 | 19 | 114.0 | 19 |
| 1964 | 9360.0 | 4 | 6410.0 | 2 | 3200.0 | 2 | 1780.0 | 2 | 1010.0 | 4 | 690.0 | 4 | 477.0 | 7 | 374.0 | 10 | 250.0 | 16 | 127.0 | 18 |
| 1965 | 2800.0 | 20 | 1720.0 | 19 | 1220.0 | 18 | 651.0 | 21 | 500.0 | 22 | 336.0 | 21 | 334.0 | 19 | 294.0 | 18 | 204.0 | 21 | 108.0 | 20 |
| 1966 | 2100.0 | 24 | 1410.0 | 24 | 1010.0 | 23 | 629.0 | 23 | 459.0 | 23 | 271.0 | 24 | 253.0 | 22 | 230.0 | 21 | 182.0 | 23 | 99.0 | 24 |
| 1967 | 3280.0 | 18 | 1970.0 | 18 | 1210.0 | 19 | 924.0 | 16 | 665.0 | 13 | 440.0 | 15 | 403.0 | 14 | 347.0 | 13 | 293.0 | 10 | 157.0 | 14 |
| 1968 | 11100.0 | 2 | 4840.0 | 5 | 2700.0 | 5 | 1460.0 | 5 | 889.0 | 6 | 547.0 | 10 | 473.0 | 8 | 373.0 | 11 | 323.0 | 8 | 193.0 | 7 |
| 1969 | 5600.0 | 12 | 3390.0 | 9 | 1770.0 | 10 | 1210.0 | 8 | 785.0 | 10 | 531.0 | 12 | 408.0 | 13 | 334.0 | 15 | 277.0 | 13 | 168.0 | 11 |
| 1970 | 6640.0 | 9 | 2690.0 | 13 | 1420.0 | 14 | 784.0 | 19 | 702.0 | 12 | 542.0 | 11 | 427.0 | 11 | 366.0 | 12 | 268.0 | 15 | 140.0 | 15 |
| 1971 | 3000.0 | 19 | 1580.0 | 21 | 1210.0 | 20 | 768.0 | 20 | 520.0 | 20 | 355.0 | 20 | 261.0 | 21 | 213.0 | 24 | 165.0 | 24 | 100.0 | 23 |
| 1972 | 4130.0 | 15 | 2020.0 | 17 | 1380.0 | 16 | 1010.0 | 12 | 616.0 | 17 | 465.0 | 14 | 385.0 | 15 | 326.0 | 16 | 282.0 | 12 | 163.0 | 13 |
| 1973 | 2310.0 | 23 | 1510.0 | 22 | 1160.0 | 22 | 975.0 | 13 | 735.0 | 11 | 571.0 | 8 | 454.0 | 9 | 398.0 | 7 | 379.0 | 5 | 244.0 | 4 |

STATISTICS CN NORMAL MONTHLY MEANS(ALL DAYS)

| CCT | NCV | DEC | JAN | FEB | MARCH | APRIL | MAY | JUNE | JULY | AUG | SEPT |
|---|---|---|---|---|---|---|---|---|---|---|---|

BY ROWS(MEAN,VARIANCE,STANDARD DEVIATION, SKEWNESS, COEFF. OF VARIATION,PERCENTAGE OF AVERAGE FLOW)

| | | | | | | | | | | | |
|---|---|---|---|---|---|---|---|---|---|---|---|
| 0.1895E+02 | 0.7232E+02 | 0.1776E+03 | 0.3324E+03 | 0.2838E+03 | 0.3632E+03 | 0.2799E+03 | 0.2094E+03 | 0.1089E+03 | 0.8864E+02 | 0.3250E+02 | 0.2848E+02 |
| 0.8646E+03 | 0.1223E+05 | 0.3292E+05 | 0.1642E+06 | 0.3919E+05 | 0.6273E+05 | 0.3185E+05 | 0.4408E+05 | 0.1250E+05 | 0.9724E+04 | 0.2456E+04 | 0.3226E+04 |
| 0.2940E+02 | 0.1106E+03 | 0.1814E+03 | 0.4052E+03 | 0.1980E+03 | 0.2505E+03 | 0.1785E+03 | 0.2100E+03 | 0.1118E+03 | 0.9861E+02 | 0.4956E+02 | 0.5679E+02 |
| 0.3092E+01 | 0.2458E+01 | 0.9879E+00 | 0.2008E+01 | 0.1024E+01 | 0.7881E+00 | 0.6576E+00 | 0.1458E+01 | 0.1528E+01 | 0.1547E+01 | 0.2318E+01 | 0.3211E+01 |
| 0.1551E+01 | 0.1529E+01 | 0.1022E+01 | 0.1219E+01 | 0.6976E+00 | 0.6895E+00 | 0.6375E+00 | 0.1003E+01 | 0.1027E+01 | 0.1112E+01 | 0.1525E+01 | 0.1994E+01 |
| 0.9495E+00 | 0.3623E+01 | 0.8895E+01 | 0.1665E+02 | 0.1422E+02 | 0.1820E+02 | 0.1402E+02 | 0.1049E+02 | 0.5454E+01 | 0.4441E+01 | 0.1628E+01 | 0.1427E+01 |

STATISTICS CN NORMAL ANNUAL MEANS(ALL CAYS)

| MEAN | VARIANCE | STANDARD DEVIATION | SKEWNESS | COEFF. OF VARIATION | SERIAL CORR |
|---|---|---|---|---|---|
| 0.1659E+03 | 0.4989E+04 | 0.7064E+02 | 0.7434E+00 | 0.4258E+00 | 0.6110E+00 |

STATISTICS CN LCG MCNTHLY MEANS(ALL DAYS)

| CCT | NCV | DEC | JAN | FEB | MARCH | APRIL | MAY | JUNE | JULY | AUG | SEPT |
|---|---|---|---|---|---|---|---|---|---|---|---|

BY ROWS(MEAN,VARIANCE,STANDARD DEVIATION, SKEWNESS, COEFF. OF VARIATION,PERCENTAGE OF AVERAGE FLOW)

| | | | | | | | | | | | |
|---|---|---|---|---|---|---|---|---|---|---|---|
| 0.8598E+00 | 0.1418E+01 | 0.1918E+01 | 0.2256E+01 | 0.2312E+01 | 0.2436E+01 | 0.2342E+01 | 0.2122E+01 | 0.1805E+01 | 0.1610E+01 | 0.1165E+01 | 0.7962E+00 |
| 0.4288E+00 | 0.4667E+00 | 0.4185E+00 | 0.2553E+00 | 0.1753E+00 | 0.1363E+00 | 0.1117E+00 | 0.1863E+00 | 0.2386E+00 | 0.4659E+00 | 0.2915E+00 | 0.7937E+00 |
| 0.6548E+00 | 0.6832E+00 | 0.6469E+00 | 0.5053E+00 | 0.4187E+00 | 0.3692E+00 | 0.3343E+00 | 0.4316E+00 | 0.4885E+00 | 0.6826E+00 | 0.5399E+00 | 0.8909E+00 |
| 0.7180E-01 | -0.1200E+00 | -0.5720E+00 | -0.5739E-01 | -0.1195E+01 | -0.6638E+00 | -0.5786E+00 | 0.9910E-01 | -0.1894E+00 | -0.1243E+01 | 0.4405E+00 | -0.5266E+00 |
| 0.7616E+00 | 0.4818E+00 | 0.3373E+00 | 0.2240E+00 | 0.1811E+00 | 0.1515E+00 | 0.1427E+00 | 0.2034E+00 | 0.2706E+00 | 0.4239E+00 | 0.4633E+00 | 0.1119E+01 |
| 0.4086E+01 | 0.6739E+01 | 0.9116E+01 | 0.1072E+02 | 0.1099E+02 | 0.1158E+02 | 0.1113E+02 | 0.1009E+02 | 0.8580E+01 | 0.7652E+01 | 0.5539E+01 | 0.3784E+01 |

STATISTICS CN LOG ANNUAL MEANS(ALL DAYS)

| MEAN | VARIANCE | STANDARD DEVIATION | SKEWNESS | COEFF. OF VARIATION | SERIAL CORR |
|---|---|---|---|---|---|
| 0.2171E+01 | 0.5786E-01 | 0.2405E+00 | -0.2122E+01 | 0.1108E+00 | 0.4060E+00 |

ANNUAL PEAKS

| | | | |
|---|---|---|---|
| 1948 | 9980 | 1961 | 8550 |
| 1949 | 12100 | 1962 | 6950 |
| 1950 | 12400 | 1963 | 9450 |
| 1951 | 11100 | 1964 | 14000 |
| 1952 | 5780 | 1965 | 3950 |
| 1953 | 3460 | 1966 | 4920 |
| 1954 | 1240 | 1967 | 4880 |
| 1955 | 4300 | 1968 | 16600 |
| 1956 | 7560 | 1969 | 7400 |
| 1957 | 8480 | 1970 | 9410 |
| 1958 | 7150 | 1971 | 4200 |
| 1959 | 19900 | 1972 | 6870 |
| 1960 | 9750 | 1973 | 5070 |

## 03365500 East Fork White River at Seymour, Ind.

LOCATION.--Lat 38°58'57", long 85°53'57", in NW¼NE¼ sec.7, T.6 N., R.6 E., Jackson County, on left bank 1,700 ft (518 m) downstream from highway bridge, 1 mile (2 km) north of Seymour, 9.6 miles (15.4 km) downstream from Sand Creek, and at mile 219.2 (352.7 km).

DRAINAGE AREA.--2,341 mi² (6,063 km²).

REMARKS.--Some regulation of low flow and temperatures by Seymour Water Co. at dam 500 ft (152 m) upstream from station.

### DURATION TABLE OF DAILY DISCHARGE FOR YEAR ENDING SEPTEMBER 30

| CLASS | 0 | 1 | 2 | 3 | 4 | 5 | 6 | 7 | 8 | 9 | 10 | 11 | 12 | 13 | 14 | 15 | 16 | 17 | 18 | 19 | 20 | 21 | 22 | 23 | 24 | 25 | 26 | 27 | 28 | 29 | 30 | 31 | 32 | 33 | 34 | |
|---|---|---|---|---|---|---|---|---|---|---|---|---|---|---|---|---|---|---|---|---|---|---|---|---|---|---|---|---|---|---|---|---|---|---|---|---|
| YEAR | | | | | | | | | | | | | | | | NUMBER OF DAYS IN CLASS | | | | | | | | | | | | | | | | | | | | CFS-DAYS |
| 1928 | | | | | | | 6 | 19 | 2 | 19 | 21 | 19 | 18 | 14 | 31 | 16 | 65 | 38 | 24 | 17 | 9 | 11 | 7 | 3 | 6 | 7 | 3 | 6 | 1 | 3 | 1 | | | | | 1033916.0 |
| 1929 | | | | | | | 1 | 6 | 4 | 29 | 17 | 31 | 17 | 24 | 24 | 16 | 28 | 29 | 15 | 22 | 21 | 27 | 10 | 7 | 7 | 11 | 3 | 9 | 2 | 1 | 4 | | | | | 1271220.0 |
| 1930 | | | | | | 21 | 46 | 15 | 22 | 31 | 6 | 7 | 5 | 17 | 34 | 20 | 33 | 16 | 17 | 18 | 17 | 8 | 6 | 2 | 2 | 8 | 2 | 2 | 2 | 2 | | 3 | 1 | 1 | 1 | 1047002.0 |
| 1931 | | | | | 3 | 61 | 54 | 65 | 36 | 35 | 12 | 19 | 14 | 14 | 22 | 9 | 5 | 3 | 8 | 2 | 1 | | 1 | 1 | | | | | | | | | | | | 226871.0 |
| 1932 | | | | | | 1 | 14 | 13 | 26 | 35 | 28 | 19 | 19 | 22 | 34 | 27 | 26 | 19 | 20 | 13 | 8 | 12 | 5 | 6 | 5 | 2 | 7 | 1 | 3 | 1 | | | | | | 829429.0 |
| 1933 | | | | | | | 3 | 28 | 8 | 13 | 13 | 9 | 23 | 9 | 19 | 17 | 31 | 31 | 20 | 26 | 21 | 24 | 14 | 11 | 12 | 13 | 2 | 5 | 3 | 5 | 4 | 1 | | | | 1491063.0 |
| 1934 | | | | | 19 | 12 | 14 | 36 | 64 | 53 | 34 | 19 | 27 | 29 | 25 | 8 | 5 | 4 | 3 | 2 | 3 | 3 | 2 | 1 | 1 | 1 | | | | | | | | | | 298865.0 |
| 1935 | | | | | 1 | 45 | 26 | 19 | 34 | 25 | 20 | 10 | 16 | 16 | 17 | 31 | 29 | 23 | 13 | 10 | 8 | 6 | 3 | 4 | 3 | 4 | 2 | | | | | | | | | 455242.0 |
| 1936 | | | | 1 | 13 | 25 | 30 | 27 | 24 | 10 | 15 | 15 | 11 | 21 | 12 | 29 | 25 | 22 | 26 | 17 | 7 | 12 | 6 | 4 | 6 | 2 | 4 | | 2 | | | | | | | 578208.0 |
| 1937 | | | | | | | | | | 9 | 19 | 23 | 36 | 43 | 28 | 26 | 30 | 34 | 19 | 15 | 16 | 22 | 4 | 7 | 5 | 8 | 2 | 3 | 4 | 4 | 3 | 2 | 3 | | | 1380698.0 |
| 1938 | | | | | | | | | 4 | 13 | 11 | 19 | 25 | 31 | 43 | 30 | 27 | 22 | 21 | 19 | 16 | 19 | 12 | 11 | 13 | 12 | 3 | 7 | 4 | 2 | 1 | | | | | 1307084.0 |
| 1939 | | | | | | | 4 | 56 | 11 | 21 | 13 | 16 | 14 | 20 | 33 | 22 | 19 | 29 | 21 | 18 | 14 | 11 | 11 | 8 | 9 | 6 | 2 | 1 | 2 | 1 | 3 | | | | | 971687.0 |
| 1940 | | | | | | 11 | 39 | 45 | 77 | 14 | 7 | 14 | 22 | 13 | 11 | 29 | 25 | 8 | 13 | 11 | 7 | 2 | 3 | 4 | 4 | 2 | 1 | 1 | | 1 | 1 | 1 | | | | 484051.0 |
| 1941 | | | 5 | 26 | 37 | 39 | 41 | 58 | 89 | 42 | 11 | 8 | 2 | 1 | 1 | | 2 | 1 | 1 | 1 | | | | | | | | | | | | | | | | 104813.0 |
| 1942 | | | 1 | 3 | | | 2 | 10 | 7 | 8 | 32 | 36 | 35 | 35 | 15 | 28 | 32 | 23 | 28 | 14 | 10 | 10 | 6 | 6 | 8 | 2 | 8 | 3 | 3 | | | | | | | 746644.0 |
| 1943 | | | | | | | | 1 | 41 | 33 | 12 | 10 | 10 | 27 | 24 | 32 | 25 | 35 | 19 | 17 | 21 | 13 | 8 | 8 | 10 | 4 | 5 | 2 | 1 | 1 | 4 | 1 | | 1 | | 944583.0 |
| 1944 | | | | | | 1 | 13 | 66 | 94 | 44 | 10 | 12 | 3 | 12 | 3 | 3 | 12 | 13 | 13 | 15 | 18 | 8 | 3 | 7 | 2 | 2 | 6 | 2 | | | 2 | | 2 | | | 615810.0 |
| 1945 | | | | | | 7 | 36 | 47 | 30 | 27 | 10 | 13 | 11 | 20 | 12 | 14 | 13 | 13 | 15 | 16 | 14 | 13 | 14 | 5 | 6 | 4 | 9 | 4 | 10 | | 1 | | 1 | | | | 909917.0 |
| 1946 | | | | | | | 19 | 13 | 9 | 12 | 9 | 13 | 33 | 31 | 39 | 27 | 27 | 20 | 21 | 22 | 25 | 14 | 5 | 11 | 8 | 7 | | | | | | | | | | 852151.0 |
| 1947 | | | | | | 2 | 19 | 15 | 15 | 12 | 3 | 7 | 10 | 26 | 30 | 26 | 27 | 24 | 26 | 16 | 20 | 17 | 19 | 12 | 13 | 3 | 9 | 8 | 3 | | 2 | 1 | | | | | 1088610.0 |
| 1948 | | | | | | | 3 | 33 | 25 | 67 | 28 | 45 | 27 | 9 | 11 | 15 | 20 | 13 | 13 | 8 | 10 | 8 | 6 | 6 | 5 | 4 | 4 | 2 | 3 | 1 | | | | | | 725152.0 |
| 1949 | | | | | | | 5 | 21 | 14 | 19 | 23 | 27 | 20 | 24 | 28 | 24 | 21 | 18 | 18 | 17 | 21 | 14 | 13 | 6 | 4 | 5 | 1 | 6 | 6 | 6 | 1 | | 2 | | 1 | 1296760.0 |
| 1950 | | | | | | | | | 5 | 36 | 31 | 23 | 15 | 12 | 17 | 16 | 24 | 30 | 24 | 31 | 19 | 17 | 15 | 5 | 5 | 7 | 3 | 9 | 5 | 7 | 3 | 2 | 4 | | | 1669927.0 |
| 1951 | | | | | | | | 31 | 12 | 5 | 22 | 16 | 14 | 16 | 25 | 22 | 38 | 17 | 20 | 21 | 20 | 16 | 12 | 18 | 8 | 15 | 4 | 4 | 7 | 1 | 1 | | | | | 1307496.0 |
| 1952 | | | | | | | 9 | 53 | 27 | 20 | 9 | 10 | 8 | 13 | 24 | 22 | 17 | 12 | 18 | 27 | 17 | 21 | 11 | 18 | 7 | 11 | 2 | 5 | 3 | | | 1 | 1 | | | 1169840.0 |
| 1953 | | | | | 1 | 23 | 10 | 60 | 12 | 16 | 18 | 28 | 16 | 11 | 25 | 26 | 36 | 15 | 17 | 17 | 11 | 7 | 6 | 5 | | 5 | | | | | | | | | | 584918.0 |
| 1954 | | | | | 14 | 115 | 65 | 16 | 3 | 15 | 26 | 27 | 15 | 12 | 13 | 10 | 8 | 12 | 8 | 3 | | 2 | 1 | | | | | | | | | | | | | 236741.0 |
| 1955 | | | | | 12 | 57 | 45 | 15 | 6 | 8 | 16 | 12 | 24 | 20 | 31 | 15 | 24 | 17 | 27 | 9 | 7 | 7 | 2 | 4 | 6 | 1 | | | | | | | | | | 517679.0 |
| 1956 | | | | | | | | 17 | 10 | 15 | 20 | 28 | 25 | 17 | 29 | 35 | 18 | 22 | 23 | 18 | 25 | 17 | 15 | 7 | 5 | 9 | 2 | 3 | 2 | 1 | 2 | 1 | | | | 1117805.0 |
| 1957 | | | | | | | | 61 | 15 | 26 | 22 | 18 | 14 | 12 | 38 | 30 | 20 | 13 | 18 | 21 | 12 | 8 | 3 | 9 | 3 | 8 | 3 | 3 | 5 | 1 | 2 | | | | | 948831.0 |
| 1958 | | | | | | | | 13 | 10 | 16 | 5 | | 14 | 29 | 39 | 35 | 41 | 20 | 25 | 25 | 19 | 14 | 9 | 15 | 8 | 10 | 6 | 5 | 5 | 2 | | | | | | 1256176.0 |
| 1959 | | | | | | | | 20 | 23 | 15 | 13 | 20 | 40 | 19 | 33 | 25 | 22 | 31 | 20 | 17 | 26 | 15 | 6 | 6 | 1 | 3 | 2 | 4 | 1 | | 1 | 1 | | 1 | | 950654.0 |
| 1960 | | | | | | | | 13 | 37 | 31 | 22 | 16 | 37 | 23 | 46 | 31 | 32 | 17 | 13 | 12 | 12 | 7 | | 4 | 6 | 3 | 1 | 1 | | 2 | | | | | | 674856.0 |
| 1961 | | | | | | | | 66 | 78 | 28 | 9 | 26 | 11 | 7 | 14 | 22 | 14 | 11 | 8 | 9 | 5 | 10 | 7 | 10 | 5 | 10 | 1 | 6 | 2 | 3 | 1 | | 1 | 1 | | 976314.0 |
| 1962 | | | | | | | | 22 | 31 | 29 | 21 | 23 | 30 | 23 | 48 | 24 | 28 | 18 | 11 | 9 | 11 | 8 | 4 | 12 | 3 | 3 | 2 | 4 | 1 | | | | | | | 744512.0 |
| 1963 | | | | | | | 10 | 10 | 22 | 57 | 84 | 25 | 21 | 16 | 20 | 20 | 18 | 10 | 7 | 5 | 4 | 9 | 7 | 4 | 2 | 3 | 3 | 2 | 2 | | 1 | 1 | | 2 | | | 634612.0 |
| 1964 | | | | | | 12 | 94 | 27 | 33 | 23 | 28 | 12 | 20 | 20 | 6 | 9 | 6 | 10 | 9 | 10 | 7 | 6 | 5 | 1 | 4 | 8 | 6 | 1 | 1 | 1 | 2 | 3 | 1 | 1 | | | 725739.0 |
| 1965 | | | | | | 7 | 42 | 14 | 49 | 28 | 17 | 21 | 29 | 16 | 11 | 21 | 7 | 15 | 18 | 14 | 10 | 10 | 8 | 6 | 7 | 8 | 3 | | 1 | 1 | 2 | | | | | | 648691.0 |
| 1966 | | | | | | | 1 | 22 | 20 | 14 | 67 | 43 | 31 | 35 | 22 | 22 | 20 | 17 | 16 | 8 | 6 | 6 | 5 | 3 | 2 | 4 | 1 | | | | | | | | | | 451370.0 |
| 1967 | | | | | | | 15 | 15 | 45 | 20 | 16 | 10 | 7 | 13 | 20 | 21 | 19 | 25 | 23 | 22 | 17 | 21 | 11 | 10 | 10 | 8 | 8 | 3 | 2 | | 2 | 2 | | | | | 987401.0 |
| 1968 | | | | | | | 7 | 9 | 17 | 22 | 15 | 13 | 10 | 7 | 37 | 38 | 19 | 23 | 34 | 17 | 15 | 19 | 21 | 14 | 7 | 3 | 7 | | 4 | 3 | 1 | 2 | | 1 | 1 | | 1128082.0 |
| 1969 | | | | | | | | | 25 | 19 | 3 | 14 | 23 | 23 | 56 | 45 | 34 | 30 | 15 | 14 | 14 | 9 | 7 | 6 | 5 | 11 | 1 | 4 | 1 | 2 | 3 | 1 | | | | 1076809.0 |
| 1970 | | | | | | | | 22 | 22 | 25 | 26 | 36 | 33 | 19 | 30 | 21 | 22 | 22 | 22 | 17 | 8 | 11 | 6 | 6 | 7 | 7 | 1 | | 2 | | | | | | | 768164.0 |
| 1971 | | | | | | | 1 | 28 | 22 | 33 | 42 | 38 | 24 | 22 | 48 | 22 | 19 | 15 | 5 | 13 | 10 | 7 | 1 | 1 | 5 | 4 | 2 | 1 | 1 | 1 | | | | | | 621008.0 |
| 1972 | | | | | | | 11 | 37 | 36 | 31 | 16 | 10 | 21 | 3 | 31 | 37 | 32 | 29 | 15 | 16 | 5 | 10 | 9 | 4 | 6 | 5 | | 1 | | 1 | | | | | | 714449.0 |
| 1973 | | | | | | | | | 13 | 20 | 17 | 11 | 7 | 6 | 16 | 27 | 32 | 30 | 23 | 38 | 23 | 25 | 23 | 17 | 10 | 17 | 4 | 5 | 1 | | | | | | | 1366471.0 |

| CLASS | CFS | TOTAL | ACCUM | PERCT | CLASS | CFS | TOTAL | ACCUM | PERCT | CLASS | CFS | TOTAL | ACCUM | PERCT | CLASS | CFS | TOTAL | ACCUM | PERCT |
|---|---|---|---|---|---|---|---|---|---|---|---|---|---|---|---|---|---|---|---|
| 0 | 0.00 | 0 | 16802 | 100.0 | 9 | 420.00 | 1091 | 12790 | 76.1 | 18 | 2600.0 | 725 | 4060 | 24.2 | 27 | 15000 | 126 | 344 | 2.0 |
| 1 | 86.00 | 6 | 16802 | 100.0 | 10 | 520.00 | 821 | 11699 | 69.6 | 19 | 3100.0 | 680 | 3335 | 19.8 | 28 | 19000 | 73 | 218 | 1.2 |
| 2 | 100.00 | 30 | 16796 | 100.0 | 11 | 630.00 | 860 | 10878 | 64.7 | 20 | 3800.0 | 578 | 2655 | 15.8 | 29 | 23000 | 64 | 145 | .8 |
| 3 | 130.00 | 51 | 16766 | 99.8 | 12 | 770.00 | 927 | 10018 | 59.6 | 21 | 4600.0 | 503 | 2077 | 12.4 | 30 | 28000 | 41 | 81 | .4 |
| 4 | 160.00 | 198 | 16715 | 99.5 | 13 | 940.00 | 815 | 9091 | 54.1 | 22 | 5700.0 | 321 | 1574 | 9.4 | 31 | 34000 | 17 | 40 | .2 |
| 5 | 190.00 | 665 | 16517 | 98.3 | 14 | 1100.00 | 1257 | 8276 | 49.3 | 23 | 6900.0 | 311 | 1253 | 7.5 | 32 | 42000 | 17 | 23 | .1 |
| 6 | 230.00 | 695 | 15852 | 94.3 | 15 | 1400.00 | 1001 | 7019 | 41.8 | 24 | 8400.0 | 224 | 942 | 5.6 | 33 | 51000 | 4 | 6 | |
| 7 | 280.00 | 1376 | 15157 | 90.2 | 16 | 1700.00 | 1060 | 6018 | 35.8 | 25 | 10000.0 | 285 | 718 | 4.3 | 34 | 62000 | 2 | 2 | |
| 8 | 350.00 | 991 | 13781 | 82.0 | 17 | 2100.00 | 898 | 4958 | 29.5 | 26 | 13000.0 | 89 | 433 | 2.6 | | | | | |

LOWEST MEAN DISCHARGE, IN CFS, AND RANKING, FOR THE FOLLOWING NUMBER OF CONSECUTIVE DAYS IN YEAR ENDING MARCH 31

| YEAR | 1 | 3 | 7 | 14 | 30 | 60 | 90 | 120 | 183 | ANNUAL |
|---|---|---|---|---|---|---|---|---|---|---|
| 1929 | 260.00 23 | 265.00 23 | 278.00 23 | 292.00 26 | 320.00 29 | 407.00 28 | 487.00 32 | 704.00 34 | 970.00 31 | 2670.00 29 |
| 1930 | 411.00 42 | 411.00 42 | 414.00 41 | 426.00 40 | 444.00 40 | 503.00 38 | 696.00 38 | 936.00 38 | 1840.00 44 | 4240.00 45 |
| 1931 | 179.00 9 | 184.00 7 | 204.00 11 | 209.00 10 | 217.00 10 | 219.00 10 | 233.00 10 | 239.00 9 | 248.00 3 | 562.00 2 |
| 1932 | 215.00 16 | 234.00 16 | 256.00 18 | 279.00 19 | 300.00 23 | 448.00 36 | 446.00 28 | 486.00 26 | 526.00 17 | 2040.00 18 |
| 1933 | 203.00 13 | 247.00 18 | 261.00 20 | 279.00 20 | 374.00 35 | 627.00 40 | 1050.00 44 | 1180.00 42 | 1300.00 37 | 3180.00 35 |
| 1934 | 260.00 24 | 279.00 24 | 283.00 25 | 290.00 25 | 306.00 25 | 415.00 31 | 473.00 31 | 450.00 25 | 570.00 21 | 2090.00 22 |
| 1935 | 158.00 4 | 161.00 4 | 165.00 4 | 170.00 5 | 174.00 4 | 183.00 3 | 209.00 6 | 212.00 4 | 273.00 5 | 552.00 1 |
| 1936 | 246.00 22 | 252.00 20 | 258.00 19 | 261.00 17 | 288.00 19 | 409.00 29 | 575.00 36 | 751.00 35 | 1020.00 34 | 2030.00 17 |
| 1937 | 126.00 2 | 139.00 2 | 144.00 2 | 152.00 2 | 166.00 3 | 194.00 5 | 206.00 4 | 262.00 10 | 708.00 26 | 3450.00 39 |
| 1938 | 459.00 43 | 479.00 43 | 509.00 43 | 542.00 43 | 856.00 45 | 980.00 44 | 974.00 42 | 1020.00 41 | 1320.00 38 | 2930.00 32 |
| 1939 | 288.00 33 | 296.00 34 | 302.00 33 | 305.00 32 | 312.00 28 | 354.00 23 | 451.00 29 | 564.00 30 | 822.00 28 | 2800.00 30 |
| 1940 | 200.00 12 | 213.00 13 | 245.00 15 | 259.00 16 | 269.00 14 | 287.00 13 | 295.00 13 | 296.00 11 | 488.00 12 | 1870.00 15 |
| 1941 | 142.00 3 | 149.00 3 | 157.00 3 | 158.00 3 | 161.00 2 | 175.00 2 | 188.00 2 | 201.00 2 | 231.00 2 | 967.00 4 |
| 1942 | 86.00 1 | 91.30 1 | 92.70 1 | 101.00 1 | 133.00 1 | 141.00 1 | 154.00 1 | 193.00 1 | 286.00 7 | 1270.00 5 |
| 1943 | 280.00 27 | 292.00 32 | 297.00 31 | 299.00 28 | 309.00 26 | 367.00 27 | 554.00 34 | 615.00 33 | 995.00 32 | 2400.00 27 |
| 1944 | 218.00 17 | 242.00 17 | 246.00 16 | 253.00 15 | 270.00 15 | 298.00 16 | 298.00 14 | 322.00 13 | 361.00 9 | 1700.00 12 |
| 1945 | 173.00 7 | 185.00 8 | 189.00 9 | 192.00 8 | 199.00 8 | 209.00 8 | 225.00 9 | 238.00 8 | 260.00 4 | 2210.00 24 |
| 1946 | 301.00 35 | 317.00 35 | 334.00 37 | 340.00 36 | 376.00 36 | 601.00 39 | 844.00 41 | 1280.00 43 | 1520.00 41 | 3050.00 33 |
| 1947 | 174.00 8 | 190.00 11 | 204.00 10 | 212.00 11 | 220.00 11 | 244.00 11 | 270.00 11 | 337.00 14 | 555.00 19 | 1570.00 10 |
| 1948 | 380.00 41 | 384.00 41 | 390.00 40 | 401.00 39 | 428.00 39 | 439.00 34 | 458.00 30 | 541.00 28 | 1020.00 33 | 3150.00 34 |
| 1949 | 242.00 20 | 253.00 21 | 274.00 21 | 279.00 21 | 290.00 20 | 309.00 18 | 358.00 20 | 568.00 31 | 742.00 27 | 3890.00 42 |
| 1950 | 356.00 38 | 365.00 38 | 388.00 39 | 461.00 42 | 523.00 41 | 632.00 41 | 708.00 39 | 779.00 37 | 908.00 30 | 3960.00 43 |
| 1951 | 374.00 39 | 383.00 40 | 416.00 42 | 444.00 41 | 538.00 42 | 718.00 42 | 983.00 43 | 998.00 39 | 1500.00 40 | 3800.00 41 |
| 1952 | 240.00 19 | 253.00 22 | 274.00 22 | 280.00 22 | 281.00 17 | 295.00 15 | 318.00 15 | 419.00 19 | 826.00 29 | 3240.00 37 |
| 1953 | 284.00 30 | 284.00 28 | 286.00 26 | 286.00 24 | 291.00 21 | 308.00 17 | 332.00 16 | 350.00 15 | 489.00 13 | 1810.00 13 |
| 1954 | 184.00 10 | 185.00 9 | 188.00 8 | 190.00 7 | 194.00 6 | 196.00 6 | 206.00 5 | 222.00 6 | 277.00 6 | 947.00 3 |
| 1955 | 170.00 5 | 170.00 5 | 170.00 5 | 170.00 4 | 179.00 5 | 191.00 4 | 196.00 3 | 205.00 3 | 215.00 1 | 1280.00 6 |
| 1956 | 212.00 15 | 213.00 14 | 217.00 13 | 223.00 13 | 242.00 13 | 344.00 21 | 595.00 37 | 762.00 36 | 1040.00 35 | 2330.00 26 |
| 1957 | 280.00 28 | 280.00 25 | 280.00 24 | 280.00 23 | 280.00 16 | 289.00 14 | 345.00 18 | 376.00 18 | 577.00 22 | 1880.00 16 |
| 1958 | 322.00 37 | 322.00 36 | 326.00 35 | 338.00 35 | 381.00 37 | 416.00 32 | 444.00 27 | 591.00 32 | 1710.00 43 | 3230.00 36 |
| 1959 | 740.00 45 | 767.00 45 | 786.00 45 | 825.00 45 | 853.00 44 | 1180.00 45 | 1340.00 45 | 1560.00 45 | 2420.00 45 | 4140.00 44 |
| 1960 | 286.00 31 | 286.00 30 | 286.00 27 | 295.00 27 | 311.00 27 | 358.00 24 | 385.00 22 | 446.00 24 | 548.00 18 | 1580.00 11 |
| 1961 | 295.00 34 | 295.00 33 | 297.00 32 | 302.00 29 | 305.00 24 | 321.00 20 | 345.00 19 | 352.00 16 | 414.00 11 | 2080.00 21 |
| 1962 | 318.00 36 | 326.00 37 | 328.00 36 | 329.00 34 | 344.00 32 | 364.00 26 | 384.00 21 | 423.00 22 | 606.00 24 | 2890.00 31 |
| 1963 | 270.00 25 | 280.00 26 | 306.00 34 | 344.00 37 | 368.00 34 | 411.00 30 | 420.00 25 | 422.00 20 | 524.00 16 | 1810.00 14 |
| 1964 | 170.00 6 | 170.00 6 | 172.00 6 | 184.00 6 | 202.00 9 | 210.00 9 | 210.00 7 | 216.00 5 | 287.00 8 | 1490.00 8 |
| 1965 | 186.00 11 | 186.00 10 | 188.00 7 | 193.00 9 | 196.00 7 | 202.00 7 | 215.00 8 | 237.00 7 | 370.00 10 | 2060.00 19 |
| 1966 | 283.00 29 | 285.00 29 | 294.00 29 | 310.00 33 | 333.00 31 | 470.00 37 | 507.00 33 | 548.00 29 | 566.00 20 | 1560.00 9 |
| 1967 | 226.00 18 | 231.00 15 | 236.00 14 | 246.00 14 | 291.00 22 | 319.00 19 | 337.00 17 | 366.00 17 | 593.00 23 | 2200.00 23 |
| 1968 | 211.00 14 | 212.00 12 | 213.00 12 | 214.00 12 | 223.00 12 | 251.00 12 | 279.00 12 | 309.00 12 | 501.00 14 | 2260.00 25 |
| 1969 | 374.00 40 | 377.00 39 | 382.00 38 | 386.00 38 | 398.00 38 | 441.00 35 | 566.00 35 | 1020.00 40 | 1550.00 42 | 3470.00 40 |
| 1970 | 609.00 44 | 612.00 44 | 623.00 44 | 646.00 44 | 738.00 43 | 817.00 43 | 827.00 40 | 1280.00 44 | 1360.00 39 | 2550.00 28 |
| 1971 | 287.00 32 | 290.00 31 | 294.00 30 | 305.00 30 | 322.00 30 | 353.00 22 | 394.00 23 | 422.00 21 | 501.00 15 | 2070.00 20 |
| 1972 | 275.00 26 | 282.00 27 | 291.00 28 | 305.00 31 | 363.00 33 | 417.00 33 | 443.00 26 | 429.00 23 | 639.00 25 | 1370.00 7 |
| 1973 | 243.00 21 | 248.00 19 | 256.00 17 | 266.00 18 | 288.00 18 | 362.00 25 | 417.00 24 | 496.00 27 | 1060.00 36 | 3250.00 38 |

HIGHEST MEAN DISCHARGE, IN CFS, AND RANKING, FOR THE FOLLOWING NUMBER OF CONSECUTIVE DAYS IN YEAR ENDING SEPTEMBER 30

| YEAR | 1 | 3 | 7 | 15 | 30 | 60 | 90 | 120 | 183 | ANNUAL |
|---|---|---|---|---|---|---|---|---|---|---|
| 1928 | 28000.0 24 | 23800.0 25 | 18600.0 23 | 12200.0 25 | 10200.0 12 | 6410.0 24 | 6310.0 17 | 5290.0 18 | 4410.0 19 | 2820.0 16 |
| 1929 | 28000.0 25 | 23900.0 24 | 21100.0 14 | 15300.0 9 | 8630.0 23 | 7420.0 17 | 6730.0 13 | 6260.0 10 | 5880.0 6 | 3480.0 8 |
| 1930 | 62100.0 2 | 50400.0 2 | 40400.0 1 | 27200.0 3 | 17000.0 4 | 10800.0 4 | 8740.0 5 | 7140.0 5 | 5220.0 10 | 2870.0 15 |
| 1931 | 7030.0 44 | 5780.0 44 | 4160.0 44 | 3210.0 45 | 2240.0 45 | 1720.0 45 | 1370.0 45 | 1150.0 45 | 917.0 45 | 622.0 45 |
| 1932 | 25600.0 26 | 20400.0 31 | 18100.0 24 | 14300.0 13 | 9410.0 20 | 6830.0 22 | 5360.0 25 | 4530.0 25 | 3430.0 27 | 2270.0 25 |
| 1933 | 35500.0 15 | 32300.0 13 | 20800.0 15 | 13600.0 16 | 10000.0 13 | 9510.0 5 | 8190.0 6 | 7450.0 4 | 6770.0 2 | 4090.0 2 |
| 1934 | 10300.0 43 | 8480.0 43 | 5940.0 43 | 3660.0 43 | 2720.0 43 | 2010.0 43 | 1520.0 44 | 1530.0 43 | 1210.0 43 | 819.0 43 |
| 1935 | 10600.0 42 | 10300.0 40 | 9360.0 38 | 7040.0 37 | 4770.0 40 | 3280.0 41 | 3000.0 41 | 2570.0 41 | 2160.0 41 | 1250.0 41 |
| 1936 | 16200.0 37 | 14500.0 37 | 10000.0 37 | 6710.0 39 | 5600.0 36 | 5110.0 34 | 4140.0 36 | 3530.0 35 | 2760.0 37 | 1580.0 38 |
| 1937 | 49400.0 7 | 43700.0 5 | 34700.0 2 | 30400.0 1 | 20300.0 2 | 12900.0 2 | 9300.0 3 | 7890.0 3 | 6150.0 4 | 3780.0 3 |
| 1938 | 31500.0 22 | 27200.0 21 | 19400.0 20 | 13000.0 20 | 12200.0 6 | 9140.0 8 | 7020.0 7 | 6570.0 9 | 5360.0 9 | 3580.0 5 |
| 1939 | 33700.0 18 | 30400.0 14 | 20500.0 17 | 13400.0 19 | 8600.0 24 | 7750.0 13 | 6960.0 10 | 5760.0 15 | 4550.0 16 | 2660.0 19 |
| 1940 | 37500.0 13 | 29700.0 16 | 18700.0 22 | 11000.0 28 | 6730.0 33 | 4130.0 37 | 3710.0 37 | 3180.0 37 | 2370.0 40 | 1320.0 40 |
| 1941 | 3020.0 46 | 2300.0 46 | 1670.0 46 | 1040.0 46 | 690.0 46 | 479.0 46 | 433.0 46 | 400.0 46 | 380.0 46 | 287.0 46 |
| 1942 | 16400.0 36 | 14800.0 36 | 10400.0 36 | 8500.0 35 | 5430.0 37 | 5130.0 33 | 4730.0 32 | 3970.0 32 | 3330.0 29 | 2050.0 27 |
| 1943 | 42000.0 10 | 32800.0 11 | 26800.0 7 | 15200.0 10 | 8830.0 21 | 5780.0 27 | 5980.0 20 | 5110.0 21 | 4260.0 21 | 2590.0 22 |
| 1944 | 36000.0 14 | 32600.0 12 | 23400.0 11 | 14200.0 14 | 9440.0 19 | 6930.0 21 | 5430.0 23 | 4440.0 27 | 3070.0 33 | 1680.0 36 |
| 1945 | 40300.0 12 | 27900.0 20 | 20800.0 16 | 13600.0 17 | 10300.0 11 | 8510.0 10 | 6660.0 14 | 6050.0 11 | 4530.0 17 | 2490.0 23 |
| 1946 | 12800.0 38 | 11100.0 39 | 9330.0 39 | 6740.0 38 | 5110.0 39 | 4660.0 36 | 4590.0 33 | 3910.0 33 | 3440.0 26 | 2330.0 24 |
| 1947 | 33000.0 20 | 28100.0 19 | 19200.0 21 | 12600.0 23 | 9900.0 15 | 8570.0 9 | 6970.0 9 | 5840.0 12 | 4860.0 12 | 2980.0 13 |
| 1948 | 23700.0 32 | 21000.0 29 | 15100.0 29 | 10300.0 30 | 9790.0 16 | 6350.0 25 | 5410.0 24 | 4510.0 26 | 3400.0 28 | 1980.0 30 |
| 1949 | 63500.0 1 | 51100.0 1 | 30000.0 5 | 18400.0 4 | 17200.0 3 | 11700.0 3 | 9920.0 2 | 8420.0 2 | 6280.0 3 | 3550.0 7 |
| 1950 | 50000.0 6 | 45300.0 3 | 31700.0 3 | 28200.0 2 | 20400.0 1 | 16000.0 1 | 12500.0 1 | 10700.0 1 | 7980.0 1 | 4580.0 1 |
| 1951 | 28600.0 23 | 25100.0 23 | 17800.0 25 | 13600.0 18 | 8780.0 22 | 7680.0 15 | 6990.0 8 | 6710.0 7 | 6110.0 5 | 3580.0 6 |
| 1952 | 42000.0 11 | 33000.0 10 | 20000.0 19 | 15000.0 11 | 9590.0 17 | 8350.0 11 | 6950.0 11 | 6690.0 8 | 5590.0 7 | 3200.0 10 |
| 1953 | 12500.0 39 | 11800.0 38 | 8580.0 40 | 5990.0 41 | 4610.0 41 | 3380.0 40 | 3460.0 38 | 3090.0 38 | 2700.0 38 | 1600.0 37 |
| 1954 | 5880.0 45 | 5190.0 45 | 3890.0 45 | 3210.0 44 | 2670.0 44 | 1950.0 44 | 1570.0 43 | 1380.0 44 | 1080.0 44 | 649.0 44 |
| 1955 | 10900.0 40 | 9340.0 42 | 8240.0 41 | 6410.0 40 | 5370.0 38 | 4100.0 38 | 3430.0 39 | 2990.0 39 | 2420.0 39 | 1420.0 39 |
| 1956 | 34600.0 17 | 26500.0 22 | 17100.0 26 | 10500.0 29 | 7210.0 31 | 5780.0 26 | 5070.0 29 | 4810.0 23 | 4160.0 22 | 3050.0 12 |
| 1957 | 33400.0 19 | 28800.0 18 | 20200.0 18 | 12900.0 21 | 8120.0 27 | 7400.0 18 | 6400.0 16 | 5800.0 13 | 4580.0 15 | 2600.0 20 |
| 1958 | 24800.0 30 | 21700.0 28 | 16000.0 28 | 12200.0 24 | 7880.0 28 | 7550.0 16 | 6300.0 18 | 5780.0 14 | 4460.0 18 | 3440.0 9 |
| 1959 | 55900.0 3 | 40300.0 8 | 24900.0 9 | 14100.0 15 | 11700.0 7 | 8310.0 12 | 6460.0 15 | 5400.0 17 | 4290.0 20 | 2600.0 21 |
| 1960 | 25600.0 27 | 22200.0 27 | 13400.0 32 | 9180.0 32 | 5670.0 35 | 3790.0 39 | 3000.0 40 | 2720.0 40 | 2860.0 35 | 1840.0 32 |
| 1961 | 52000.0 5 | 42800.0 6 | 27500.0 6 | 17500.0 6 | 12500.0 5 | 9340.0 7 | 8760.0 4 | 7050.0 6 | 4940.0 11 | 2670.0 18 |
| 1962 | 19700.0 35 | 18600.0 32 | 12500.0 34 | 8780.0 34 | 7690.0 29 | 5320.0 30 | 4960.0 30 | 4120.0 31 | 3210.0 31 | 2040.0 28 |
| 1963 | 47600.0 8 | 40400.0 7 | 24600.0 10 | 15900.0 7 | 11700.0 8 | 7330.0 20 | 5340.0 26 | 4240.0 30 | 3020.0 34 | 1740.0 34 |
| 1964 | 44800.0 9 | 38800.0 9 | 26400.0 8 | 15700.0 8 | 9920.0 14 | 9360.0 6 | 6810.0 12 | 5280.0 19 | 3700.0 24 | 1980.0 29 |
| 1965 | 25000.0 28 | 23200.0 26 | 15000.0 30 | 8870.0 33 | 6860.0 32 | 5060.0 35 | 5280.0 27 | 4380.0 28 | 3130.0 32 | 1780.0 33 |

EAST FORK WHITE RIVER AT SEYMOUR, IND. (Continued)

HIGHEST MEAN DISCHARGE, IN CFS, AND RANKING, FOR THE FOLLOWING NUMBER OF CONSECUTIVE DAYS IN YEAR ENDING SEPTEMBER 30

| YEAR | 1 | 3 | 7 | 15 | 30 | 60 | 90 | 120 | 183 | ANNUAL |
|---|---|---|---|---|---|---|---|---|---|---|
| 1966 | 10600.0 41 | 9880.0 41 | 7850.0 42 | 5180.0 42 | 3580.0 42 | 2730.0 42 | 2420.0 42 | 2260.0 42 | 1980.0 42 | 1240.0 42 |
| 1967 | 32900.0 21 | 29400.0 17 | 21600.0 12 | 12700.0 22 | 8270.0 25 | 5380.0 29 | 5200.0 28 | 4620.0 24 | 4700.0 13 | 2710.0 17 |
| 1968 | 55200.0 4 | 44100.0 4 | 31500.0 4 | 18400.0 5 | 11100.0 10 | 6760.0 23 | 5850.0 21 | 5250.0 20 | 4690.0 14 | 3080.0 11 |
| 1969 | 35000.0 16 | 30200.0 15 | 21500.0 13 | 14800.0 12 | 11200.0 9 | 7370.0 19 | 5720.0 22 | 4870.0 22 | 4100.0 23 | 2950.0 14 |
| 1970 | 22600.0 33 | 15600.0 35 | 11300.0 35 | 7590.0 36 | 6230.0 34 | 5180.0 31 | 4900.0 31 | 4370.0 29 | 3540.0 25 | 2100.0 26 |
| 1971 | 24900.0 29 | 20600.0 30 | 16300.0 27 | 11600.0 27 | 8210.0 26 | 5580.0 28 | 4220.0 35 | 3500.0 36 | 2800.0 36 | 1700.0 35 |
| 1972 | 23700.0 31 | 16400.0 34 | 12800.0 33 | 10200.0 31 | 7310.0 30 | 5180.0 32 | 4360.0 34 | 3750.0 34 | 3250.0 30 | 1950.0 31 |
| 1973 | 21700.0 34 | 18500.0 33 | 15000.0 31 | 11900.0 26 | 9470.0 18 | 7710.0 14 | 6120.0 19 | 5550.0 16 | 5390.0 8 | 3740.0 4 |

STATISTICS ON NORMAL MONTHLY MEANS(ALL DAYS)

| OCT | NOV | DEC | JAN | FEB | MARCH | APRIL | MAY | JUNE | JULY | AUG | SEPT |
|---|---|---|---|---|---|---|---|---|---|---|---|
| BY ROWS(MEAN,VARIANCE,STANDARD DEVIATION, SKEWNESS, COEFF. OF VARIATION,PERCENTAGE OF AVERAGE FLOW) | | | | | | | | | | | |
| 0.5976E+03 | 0.1288E+04 | 0.2260E+04 | 0.4037E+04 | 0.3814E+04 | 0.4523E+04 | 0.4168E+04 | 0.3046E+04 | 0.2080E+04 | 0.1534E+04 | 0.7466E+03 | 0.5087E+03 |
| 0.3300E+06 | 0.2223E+07 | 0.5329E+07 | 0.2452E+08 | 0.6333E+07 | 0.7780E+07 | 0.5587E+07 | 0.5379E+07 | 0.2626E+07 | 0.1859E+07 | 0.5151E+06 | 0.1092E+06 |
| 0.5745E+03 | 0.1491E+04 | 0.2308E+04 | 0.4952E+04 | 0.2517E+04 | 0.2789E+04 | 0.2364E+04 | 0.2319E+04 | 0.1621E+04 | 0.1364E+04 | 0.7177E+03 | 0.3304E+03 |
| 0.2196E+01 | 0.2017E+01 | 0.1366E+01 | 0.2045E+01 | 0.8412E+00 | 0.6142E+00 | 0.3840E+00 | 0.1329E+01 | 0.1419E+01 | 0.1596E+01 | 0.3565E+01 | 0.1850E+01 |
| 0.9613E+00 | 0.1157E+01 | 0.1021E+01 | 0.1226E+01 | 0.6598E+00 | 0.6167E+00 | 0.5672E+00 | 0.7614E+00 | 0.7790E+00 | 0.8886E+00 | 0.9613E+00 | 0.6496E+00 |
| 0.2085E+01 | 0.4505E+01 | 0.7900E+01 | 0.1411E+02 | 0.1333E+02 | 0.1581E+02 | 0.1457E+02 | 0.1065E+02 | 0.7273E+01 | 0.5364E+01 | 0.2610E+01 | 0.1778E+01 |

STATISTICS ON NORMAL ANNUAL MEANS(ALL DAYS)

| MEAN | VARIANCE | STANDARD DEVIATION | SKEWNESS | COEFF. OF VARIATION | SERIAL CORR |
|---|---|---|---|---|---|
| 0.2377E+04 | 0.9542E+06 | 0.9768E+03 | -0.1119E-01 | 0.4109E+00 | 0.2916E+00 |

STATISTICS ON LOG MONTHLY MEANS(ALL DAYS)

| OCT | NOV | DEC | JAN | FEB | MARCH | APRIL | MAY | JUNE | JULY | AUG | SEPT |
|---|---|---|---|---|---|---|---|---|---|---|---|
| BY ROWS(MEAN,VARIANCE,STANDARD DEVIATION, SKEWNESS, COEFF. OF VARIATION,PERCENTAGE OF AVERAGE FLOW) | | | | | | | | | | | |
| 0.2648E+01 | 0.2885E+01 | 0.3113E+01 | 0.3339E+01 | 0.3449E+01 | 0.3555E+01 | 0.3535E+01 | 0.3369E+01 | 0.3197E+01 | 0.3035E+01 | 0.2762E+01 | 0.2635E+01 |
| 0.9501E-01 | 0.1857E+00 | 0.2402E+00 | 0.2442E+00 | 0.1574E+00 | 0.1083E+00 | 0.9019E-01 | 0.1074E+00 | 0.1100E+00 | 0.1376E+00 | 0.8530E-01 | 0.5987E-01 |
| 0.3082E+00 | 0.4356E+00 | 0.4901E+00 | 0.4942E+00 | 0.3967E+00 | 0.3291E+00 | 0.3003E+00 | 0.3278E+00 | 0.3316E+00 | 0.3709E+00 | 0.2921E+00 | 0.2447E+00 |
| 0.9759E+00 | 0.4605E+00 | -0.3252E-01 | 0.1284E+00 | -0.9776E+00 | -0.8740E+00 | -0.8164E+00 | -0.2370E+00 | 0.6097E-01 | 0.3708E-01 | 0.6016E+00 | 0.4101E+00 |
| 0.1164E+00 | 0.1510E+00 | 0.1575E+00 | 0.1480E+00 | 0.1150E+00 | 0.9258E-01 | 0.8497E-01 | 0.9729E-01 | 0.1037E+00 | 0.1222E+00 | 0.1057E+00 | 0.9286E-01 |
| 0.7658E+01 | 0.7688E+01 | 0.8296E+01 | 0.8898E+01 | 0.9192E+01 | 0.9475E+01 | 0.9420E+01 | 0.8979E+01 | 0.8521E+01 | 0.8089E+01 | 0.7361E+01 | 0.7022E+01 |

STATISTICS ON LOG ANNUAL MEANS(ALL DAYS)

| MEAN | VARIANCE | STANDARD DEVIATION | SKEWNESS | COEFF. OF VARIATION | SERIAL CORR |
|---|---|---|---|---|---|
| 0.3327E+01 | 0.5570E-01 | 0.2360E+00 | -0.1563E+01 | 0.7095E-01 | 0.2234E+00 |

ANNUAL PEAKS

| | | | |
|---|---|---|---|
| 1913 | 120000 | 1949 | 78500 |
| 1924 | 24000 | 1950 | 54000 |
| 1925 | 7920 | 1951 | 28600 |
| 1926 | 21900 | 1952 | 44000 |
| 1927 | 47100 | 1953 | 13300 |
| 1928 | 30400 | 1954 | 6120 |
| 1929 | 36100 | 1955 | 11100 |
| 1930 | 67100 | 1956 | 42100 |
| 1931 | 7030 | 1957 | 33400 |
| 1932 | 28200 | 1958 | 30100 |
| 1933 | 40100 | 1959 | 62100 |
| 1934 | 10300 | 1960 | 28100 |
| 1935 | 11100 | 1961 | 59400 |
| 1936 | 17000 | 1962 | 23800 |
| 1937 | 65600 | 1963 | 52000 |
| 1938 | 32600 | 1964 | 54900 |
| 1939 | 36200 | 1965 | 25600 |
| 1940 | 46400 | 1966 | 10900 |
| 1941 | 3650 | 1967 | 33700 |
| 1942 | 14800 | 1968 | 60200 |
| 1943 | 44800 | 1969 | 39200 |
| 1944 | 37100 | 1970 | 26300 |
| 1945 | 42900 | 1971 | 27900 |
| 1946 | 15000 | 1972 | 27000 |
| 1947 | 33000 | 1973 | 22700 |
| 1948 | 28000 | | |

## 03366000 Graham Creek near Vernon, Ind.

LOCATION.--Lat 38°55'47", long 85°33'45", in NW¼SE¼ sec.30, T.6 N., R.9 E., Jennings County, on right bank 10 ft (3 m) upstream from State Highway 7, 4.7 miles (7.6 km) southeast of Vernon, and 8.0 miles (12.9 km) downstream from Little Graham Creek.

DRAINAGE AREA.--77.2 mi² (199.9 km²).

### DURATION TABLE OF DAILY DISCHARGE FOR YEAR ENDING SEPTEMBER 30

| CLASS | 0 | 1 | 2 | 3 | 4 | 5 | 6 | 7 | 8 | 9 | 10 | 11 | 12 | 13 | 14 | 15 | 16 | 17 | 18 | 19 | 20 | 21 | 22 | 23 | 24 | 25 | 26 | 27 | 28 | 29 | 30 | 31 | 32 | 33 | 34 |
|---|---|---|---|---|---|---|---|---|---|---|---|---|---|---|---|---|---|---|---|---|---|---|---|---|---|---|---|---|---|---|---|---|---|---|---|
| YEAR | NUMBER OF DAYS IN CLASS | | | | | | | | | | | | | | | | | | | | | | | | | | | | | | | | | | CFS_DAYS |
| 1956 | | | | | | | | 3 | 7 | 5 | 9 | 5 | 15 | 11 | 13 | 35 | 35 | 36 | 28 | 27 | 28 | 31 | 20 | 21 | 15 | 8 | 3 | 4 | 5 | 2 | | | | | 36945.6 |
| 1957 | 2 | | | | | | 11 | 9 | 17 | 9 | 8 | 10 | 26 | 18 | 14 | 14 | 17 | 21 | 16 | 35 | 50 | 25 | 20 | 11 | 12 | 4 | 3 | 8 | 1 | 3 | | 1 | | | | 37123.8 |
| 1958 | 8 | | | | | | 9 | 5 | 1 | 14 | 9 | 3 | 3 | 2 | 3 | 10 | 28 | 42 | 47 | 44 | 38 | 28 | 15 | 19 | 8 | 8 | 8 | 7 | 4 | 1 | 1 | | | | 39934.6 |
| 1959 | | | | | | | | 2 | 4 | 8 | 19 | 16 | 20 | 11 | 30 | 30 | 20 | 47 | 25 | 25 | 32 | 32 | 15 | 9 | 7 | 5 | 3 | 3 | 1 | | | | 1 | | 29409.5 |
| 1960 | 22 | | | | | | | 2 | 1 | 2 | 5 | 13 | 10 | 9 | 15 | 12 | 23 | 29 | 40 | 32 | 41 | 33 | 16 | 20 | 15 | 9 | 5 | 5 | 3 | 2 | 1 | | | 1 | | 35977.3 |
| 1961 | 28 | | | | | | | 3 | 4 | 2 | 9 | 18 | 15 | 27 | 36 | 24 | 18 | 14 | 23 | 21 | 20 | 22 | 15 | 16 | 13 | 6 | 10 | 6 | 6 | 1 | 1 | 2 | | | | 35070.9 |
| 1962 | | | | | | | | 3 | 9 | 9 | 5 | 13 | 34 | 16 | 14 | 16 | 22 | 23 | 26 | 36 | 49 | 29 | 16 | 9 | 10 | 11 | 2 | 5 | 4 | 2 | 2 | | | | | 41383.2 |
| 1963 | 30 | | | | | | 18 | 3 | 1 | 4 | 7 | 21 | 14 | 13 | 17 | 40 | 44 | 45 | 32 | 22 | 15 | 9 | 7 | 7 | 5 | 3 | 2 | 1 | 3 | 1 | 1 | | | | | 21455.0 |
| 1964 | 125 | | | | | | 24 | 3 | 2 | 4 | 3 | 12 | 9 | 24 | 19 | 22 | 17 | 14 | 11 | 15 | 17 | 12 | 11 | 5 | 4 | 4 | 3 | 2 | | 2 | 1 | 1 | | | | 24507.1 |
| 1965 | 65 | | | | | | 17 | 8 | 7 | 10 | 11 | 14 | 15 | 29 | 13 | 14 | 17 | 19 | 15 | 16 | 27 | 17 | 12 | 15 | 7 | 6 | 7 | 2 | 2 | | | | | | | 21507.4 |
| 1966 | 16 | | | | | | 13 | 6 | | 5 | 14 | 17 | 14 | 19 | 6 | 40 | 27 | 33 | 18 | 46 | 31 | 19 | 8 | 11 | 6 | 3 | 5 | 5 | 1 | 2 | | | | | | 25605.3 |
| 1967 | 4 | | | 2 | 6 | 2 | 11 | 19 | 11 | 17 | 19 | 21 | 20 | 9 | 7 | 20 | 20 | 30 | 27 | 20 | 21 | 22 | 17 | 9 | 9 | 12 | 3 | 1 | 3 | 3 | | | | | | 29073.9 |
| 1968 | 5 | 2 | 5 | 3 | 1 | 1 | 6 | 3 | 5 | | 3 | 32 | 33 | 13 | 27 | 37 | 20 | 14 | 13 | 28 | 27 | 19 | 21 | 13 | 6 | 8 | 7 | 7 | 4 | 2 | | | 1 | | | 44155.3 |
| 1969 | | 3 | 3 | 5 | | 4 | 5 | 4 | 14 | 27 | 6 | 12 | 10 | 7 | 9 | 16 | 36 | 22 | 32 | 31 | 31 | 20 | 16 | 13 | 11 | 7 | 5 | 4 | 4 | 3 | 1 | | | | | 38474.9 |
| 1970 | 8 | 2 | | | 1 | 2 | 8 | 9 | 16 | 26 | 22 | 18 | 8 | 15 | 19 | 13 | 30 | 13 | 27 | 31 | 24 | 22 | 13 | 14 | 6 | 6 | 3 | 4 | 3 | 1 | 1 | | | | | 27713.6 |
| 1971 | 2 | 5 | 2 | 5 | 3 | 1 | 5 | 5 | 5 | 7 | 9 | 6 | 6 | 18 | 15 | 30 | 38 | 31 | 37 | 28 | 21 | 28 | 16 | 11 | 11 | 7 | 6 | 4 | 2 | | 1 | | | | | 29081.3 |
| 1972 | 4 | | | | 1 | 1 | 4 | 4 | 2 | 8 | 1 | 2 | 6 | 8 | 6 | 21 | 44 | 63 | 33 | 27 | 35 | 28 | 16 | 18 | 5 | 9 | 10 | 4 | 3 | 2 | 1 | | | | | 37516.2 |
| 1973 | | | | | | | | | | | | | 3 | 10 | 7 | 14 | 21 | 31 | 12 | 39 | 33 | 42 | 48 | 34 | 25 | 20 | 10 | 11 | 5 | | | | | | | 57337.3 |

| CLASS | CFS | TOTAL | ACCUM | PERCT | CLASS | CFS | TOTAL | ACCUM | PERCT | CLASS | CFS | TOTAL | ACCUM | PERCT | CLASS | CFS | TOTAL | ACCUM | PERCT |
|---|---|---|---|---|---|---|---|---|---|---|---|---|---|---|---|---|---|---|---|
| 0 | 0.00 | 319 | 6575 | 100.0 | 9 | 0.40 | 167 | 5859 | 89.1 | 18 | 18.0 | 452 | 3045 | 46.3 | 27 | 760 | 81 | 171 | 2.6 |
| 1 | 0.01 | 12 | 6256 | 95.1 | 10 | 0.60 | 178 | 5692 | 86.6 | 19 | 27.0 | 531 | 2593 | 39.4 | 28 | 1200 | 48 | 90 | 1.3 |
| 2 | 0.02 | 10 | 6244 | 95.0 | 11 | 0.90 | 227 | 5514 | 83.9 | 20 | 40.0 | 534 | 2062 | 31.4 | 29 | 1800 | 26 | 42 | .6 |
| 3 | 0.03 | 15 | 6234 | 94.8 | 12 | 1.40 | 272 | 5287 | 80.4 | 21 | 61.0 | 414 | 1528 | 23.2 | 30 | 2700 | 11 | 16 | .2 |
| 4 | 0.05 | 12 | 6219 | 94.6 | 13 | 2.20 | 274 | 5015 | 76.3 | 22 | 93.0 | 307 | 1114 | 16.9 | 31 | 4000 | 2 | 5 | .0 |
| 5 | 0.07 | 11 | 6207 | 94.4 | 14 | 3.30 | 255 | 4741 | 72.1 | 23 | 140.0 | 247 | 807 | 12.3 | 32 | 6100 | 1 | 3 | .0 |
| 6 | 0.10 | 141 | 6196 | 94.2 | 15 | 5.00 | 415 | 4486 | 68.2 | 24 | 220.0 | 162 | 560 | 8.5 | 33 | 9300 | 2 | 2 | .0 |
| 7 | 0.20 | 91 | 6055 | 92.1 | 16 | 7.60 | 479 | 4071 | 61.9 | 25 | 330.0 | 136 | 398 | 6.1 | 34 | | | | |
| 8 | 0.30 | 105 | 5964 | 90.7 | 17 | 12.00 | 547 | 3592 | 54.6 | 26 | 500.0 | 91 | 262 | 4.0 | | | | | |

### LOWEST MEAN DISCHARGE, IN CFS, AND RANKING, FOR THE FOLLOWING NUMBER OF CONSECUTIVE DAYS IN YEAR ENDING MARCH 31

| YEAR | 1 | | 3 | | 7 | | 14 | | 30 | | 60 | | 90 | | 120 | | 183 | | ANNUAL | |
|---|---|---|---|---|---|---|---|---|---|---|---|---|---|---|---|---|---|---|---|---|
| 1957 | 0.20 | 12 | 0.23 | 13 | 0.27 | 13 | 0.64 | 15 | 1.82 | 14 | 3.57 | 14 | 17.20 | 15 | 14.00 | 14 | 18.80 | 10 | 63.80 | 3 |
| 1958 | 0.00 | 1 | 0.00 | 1 | 0.00 | 1 | 0.04 | 7 | 0.13 | 5 | 0.16 | 5 | 0.28 | 4 | 0.86 | 5 | 64.60 | 16 | 111.00 | 13 |
| 1959 | 0.60 | 16 | 0.63 | 16 | 1.04 | 16 | 2.49 | 17 | 6.10 | 16 | 12.40 | 16 | 17.30 | 16 | 24.10 | 17 | 72.00 | 17 | 137.00 | 15 |
| 1960 | 0.20 | 13 | 0.23 | 14 | 0.29 | 14 | 0.37 | 14 | 0.56 | 13 | 1.18 | 10 | 2.33 | 10 | 3.26 | 9 | 7.82 | 5 | 53.60 | 2 |
| 1961 | 0.00 | 2 | 0.00 | 2 | 0.00 | 2 | 0.00 | 1 | 0.00 | 1 | 0.02 | 3 | 0.21 | 3 | 0.47 | 3 | 1.52 | 3 | 92.70 | 12 |
| 1962 | 0.20 | 14 | 0.20 | 12 | 0.26 | 12 | 0.36 | 12 | 0.39 | 9 | 0.92 | 9 | 2.12 | 9 | 8.00 | 11 | 24.30 | 13 | 133.00 | 14 |
| 1963 | 1.10 | 17 | 1.13 | 17 | 1.24 | 17 | 1.44 | 16 | 2.69 | 15 | 3.45 | 13 | 5.53 | 13 | 7.81 | 10 | 13.40 | 9 | 89.20 | 11 |
| 1964 | 0.00 | 3 | 0.00 | 3 | 0.00 | 3 | 0.00 | 2 | 0.00 | 2 | 0.00 | 1 | 0.00 | 1 | 0.00 | 1 | 0.24 | 1 | 46.70 | 1 |
| 1965 | 0.00 | 4 | 0.00 | 4 | 0.00 | 4 | 0.00 | 3 | 0.00 | 3 | 0.00 | 2 | 0.00 | 2 | 0.04 | 2 | 10.60 | 7 | 64.00 | 4 |
| 1966 | 0.00 | 5 | 0.00 | 5 | 0.00 | 5 | 0.04 | 8 | 0.37 | 7 | 1.88 | 12 | 1.98 | 8 | 2.09 | 6 | 10.90 | 8 | 68.70 | 6 |
| 1967 | 0.00 | 6 | 0.00 | 6 | 0.00 | 6 | 0.03 | 6 | 0.47 | 11 | 0.83 | 8 | 2.80 | 12 | 2.42 | 8 | 8.49 | 6 | 67.60 | 5 |
| 1968 | 0.00 | 7 | 0.00 | 7 | 0.00 | 7 | 0.01 | 4 | 0.03 | 4 | 0.14 | 4 | 0.61 | 5 | 0.61 | 4 | 1.30 | 2 | 72.40 | 8 |
| 1969 | 0.30 | 15 | 0.32 | 15 | 0.34 | 15 | 0.36 | 13 | 0.41 | 10 | 0.74 | 7 | 1.36 | 7 | 15.80 | 15 | 19.20 | 11 | 149.00 | 16 |
| 1970 | 0.00 | 8 | 0.00 | 8 | 0.00 | 8 | 0.01 | 5 | 0.14 | 6 | 0.31 | 6 | 1.27 | 6 | 8.98 | 12 | 19.70 | 12 | 85.40 | 9 |
| 1971 | 0.05 | 11 | 0.07 | 11 | 0.10 | 11 | 0.21 | 11 | 0.38 | 8 | 1.50 | 11 | 2.74 | 11 | 2.38 | 7 | 6.35 | 4 | 88.60 | 10 |
| 1972 | 0.06 | 9 | 0.11 | 10 | 0.02 | 9 | 0.09 | 9 | 7.73 | 17 | 16.90 | 17 | 20.10 | 17 | 23.20 | 16 | 38.00 | 15 | 70.30 | 7 |
| 1973 | 0.00 | 10 | 0.00 | 9 | 0.04 | 10 | 0.13 | 10 | 0.49 | 12 | 6.47 | 15 | 11.00 | 14 | 11.30 | 13 | 31.50 | 14 | 153.00 | 17 |

### HIGHEST MEAN DISCHARGE, IN CFS, AND RANKING, FOR THE FOLLOWING NUMBER OF CONSECUTIVE DAYS IN YEAR ENDING SEPTEMBER 30

| YEAR | 1 | | 3 | | 7 | | 15 | | 30 | | 60 | | 90 | | 120 | | 183 | | ANNUAL | |
|---|---|---|---|---|---|---|---|---|---|---|---|---|---|---|---|---|---|---|---|---|
| 1956 | 2560.0 | 15 | 1110.0 | 16 | 652.0 | 17 | 405.0 | 17 | 400.0 | 12 | 303.0 | 9 | 227.0 | 10 | 197.0 | 10 | 154.0 | 9 | 101.0 | 8 |
| 1957 | 4330.0 | 5 | 1740.0 | 11 | 882.0 | 12 | 632.0 | 11 | 323.0 | 15 | 250.0 | 14 | 203.0 | 14 | 207.0 | 8 | 185.0 | 6 | 102.0 | 7 |
| 1958 | 3110.0 | 12 | 1880.0 | 9 | 864.0 | 11 | 498.0 | 13 | 313.0 | 16 | 213.0 | 17 | 201.0 | 15 | 179.0 | 13 | 136.0 | 13 | 109.0 | 4 |
| 1959 | 9340.0 | 2 | 3610.0 | 1 | 1720.0 | 3 | 911.0 | 4 | 563.0 | 2 | 375.0 | 2 | 273.0 | 4 | 216.0 | 6 | 153.0 | 10 | 80.6 | 11 |
| 1960 | 9640.0 | 1 | 3840.0 | 2 | 1550.0 | 5 | 975.0 | 2 | 503.0 | 4 | 290.0 | 11 | 198.0 | 17 | 176.0 | 14 | 164.0 | 8 | 98.3 | 9 |
| 1961 | 3920.0 | 6 | 3340.0 | 4 | 1560.0 | 4 | 762.0 | 8 | 501.0 | 5 | 338.0 | 4 | 333.0 | 2 | 264.0 | 2 | 189.0 | 5 | 96.1 | 10 |
| 1962 | 3370.0 | 11 | 2330.0 | 7 | 1110.0 | 8 | 667.0 | 9 | 477.0 | 8 | 326.0 | 6 | 266.0 | 5 | 232.0 | 4 | 190.0 | 4 | 113.0 | 3 |
| 1963 | 3780.0 | 8 | 2040.0 | 8 | 1086.0 | 10 | 772.0 | 6 | 545.0 | 3 | 289.0 | 12 | 207.0 | 13 | 161.0 | 18 | 112.0 | 18 | 58.8 | 18 |
| 1964 | 5160.0 | 4 | 3120.0 | 5 | 1740.0 | 2 | 919.0 | 3 | 488.0 | 6 | 347.0 | 3 | 235.0 | 8 | 186.0 | 11 | 134.0 | 14 | 67.0 | 16 |
| 1965 | 1490.0 | 18 | 1060.0 | 17 | 622.0 | 18 | 397.0 | 18 | 286.0 | 17 | 196.0 | 18 | 200.0 | 16 | 166.0 | 17 | 113.0 | 17 | 58.9 | 17 |
| 1966 | 2610.0 | 14 | 1400.0 | 13 | 833.0 | 13 | 432.0 | 16 | 260.0 | 18 | 225.0 | 16 | 175.0 | 18 | 174.0 | 16 | 130.0 | 15 | 70.2 | 15 |
| 1967 | 2110.0 | 16 | 1640.0 | 10 | 689.0 | 15 | 492.0 | 14 | 382.0 | 13 | 236.0 | 15 | 220.0 | 11 | 183.0 | 12 | 151.0 | 11 | 79.7 | 12 |
| 1968 | 8420.0 | 3 | 3410.0 | 3 | 1920.0 | 1 | 990.0 | 1 | 711.0 | 1 | 466.0 | 1 | 374.0 | 1 | 297.0 | 1 | 226.0 | 2 | 121.0 | 2 |
| 1969 | 3790.0 | 7 | 2470.0 | 6 | 1250.0 | 6 | 814.0 | 5 | 478.0 | 7 | 323.0 | 7 | 255.0 | 6 | 208.0 | 7 | 171.0 | 7 | 105.0 | 5 |
| 1970 | 2870.0 | 13 | 1140.0 | 14 | 684.0 | 16 | 468.0 | 15 | 342.0 | 14 | 291.0 | 10 | 231.0 | 9 | 197.0 | 9 | 146.0 | 12 | 75.9 | 14 |
| 1971 | 3690.0 | 9 | 1640.0 | 12 | 1110.0 | 9 | 649.0 | 10 | 410.0 | 10 | 263.0 | 13 | 215.0 | 12 | 176.0 | 15 | 125.0 | 16 | 79.7 | 13 |
| 1972 | 3400.0 | 10 | 1770.0 | 10 | 1160.0 | 7 | 765.0 | 7 | 467.0 | 9 | 336.0 | 5 | 293.0 | 3 | 228.0 | 5 | 190.0 | 3 | 103.0 | 6 |
| 1973 | 1540.0 | 17 | 1110.0 | 15 | 712.0 | 14 | 521.0 | 12 | 407.0 | 11 | 309.0 | 8 | 254.0 | 7 | 244.0 | 3 | 235.0 | 1 | 157.0 | 1 |

STATISTICS ON NORMAL MONTHLY MEANS(ALL DAYS)

| OCT | NOV | DEC | JAN | FEB | MARCH | APRIL | MAY | JUNE | JULY | AUG | SEPT |
|---|---|---|---|---|---|---|---|---|---|---|---|
| BY ROWS(MEAN,VARIANCE,STANDARD DEVIATION, SKEWNESS, COEFF. OF VARIATION,PERCENTAGE OF AVERAGE FLOW) | | | | | | | | | | | |
| 0.8017E+01 | 0.4621E+02 | 0.1045E+03 | 0.1339E+03 | 0.1564E+03 | 0.2046E+03 | 0.1627E+03 | 0.1338E+03 | 0.6552E+02 | 0.7916E+02 | 0.1587E+02 | 0.9559E+01 |
| 0.1479E+03 | 0.5129E+04 | 0.5126E+04 | 0.1599E+05 | 0.1425E+05 | 0.2123E+05 | 0.1257E+05 | 0.2855E+05 | 0.9198E+04 | 0.9720E+04 | 0.6378E+03 | 0.2981E+03 |
| 0.1216E+02 | 0.7162E+02 | 0.9553E+02 | 0.1264E+03 | 0.1194E+03 | 0.1457E+03 | 0.1121E+03 | 0.1690E+03 | 0.9591E+02 | 0.9859E+02 | 0.2525E+02 | 0.1727E+02 |
| 0.1799E+01 | 0.2388E+01 | 0.8616E+00 | 0.1701E+01 | 0.8420E+00 | 0.9303E+00 | 0.7682E+00 | 0.2362E+01 | 0.2415E+01 | 0.1127E+01 | 0.1947E+01 | 0.2262E+01 |
| 0.1517E+01 | 0.1550E+01 | 0.9144E+00 | 0.9439E+00 | 0.7634E+00 | 0.7120E+00 | 0.6890E+00 | 0.1262E+01 | 0.1464E+01 | 0.1245E+01 | 0.1592E+01 | 0.1806E+01 |
| 0.7156E+00 | 0.4125E+01 | 0.5326E+01 | 0.1196E+02 | 0.1396E+02 | 0.1826E+02 | 0.1452E+02 | 0.1195E+02 | 0.5849E+01 | 0.7066E+01 | 0.1416E+01 | 0.8532E+00 |

STATISTICS ON NORMAL ANNUAL MEANS(ALL DAYS)

| MEAN | VARIANCE | STANDARD DEVIATION | SKEWNESS | COEFF. OF VARIATION | SERIAL CORR |
|---|---|---|---|---|---|
| 0.9312E+02 | 0.6065E+03 | 0.2463E+02 | 0.7835E+00 | 0.2645E+00 | 0.3370E+00 |

STATISTICS ON LOG MONTHLY MEANS(ALL DAYS)

| OCT | NOV | DEC | JAN | FEB | MARCH | APRIL | MAY | JUNE | JULY | AUG | SEPT |
|---|---|---|---|---|---|---|---|---|---|---|---|
| BY ROWS(MEAN,VARIANCE,STANDARD DEVIATION, SKEWNESS, COEFF. OF VARIATION,PERCENTAGE OF AVERAGE FLOW) | | | | | | | | | | | |
| 0.2785E+00 | 0.1117E+01 | 0.1583E+01 | 0.1930E+01 | 0.2022E+01 | 0.2194E+01 | 0.2087E+01 | 0.1842E+01 | 0.1391E+01 | 0.1293E+01 | 0.6358E+00 | 0.3049E+00 |
| 0.8864E+00 | 0.9299E+00 | 0.1109E+01 | 0.2297E+00 | 0.2195E+00 | 0.1208E+00 | 0.1348E+00 | 0.2875E+00 | 0.4881E+00 | 0.8965E+00 | 0.6452E+00 | 0.7111E+00 |
| 0.9415E+00 | 0.5643E+00 | 0.1053E+01 | 0.4793E+00 | 0.4685E+00 | 0.3476E+00 | 0.3671E+00 | 0.5362E+00 | 0.6986E+00 | 0.9469E+00 | 0.8032E+00 | 0.8433E+00 |
| -0.5472E+00 | -0.1395E+01 | -0.2392E+01 | -0.7988E+00 | -0.1074E+01 | -0.3747E+00 | -0.4670E+00 | -0.8545E-01 | -0.3334E+00 | -0.4504E+00 | -0.1114E+00 | 0.3161E+00 |
| 0.338CE+01 | 0.8636E+00 | 0.6654E+00 | 0.2483E+00 | 0.2317E+00 | 0.1584E+00 | 0.1759E+00 | 0.2911E+00 | 0.5024E+00 | 0.7324E+00 | 0.1263E+01 | 0.2766E+01 |
| 0.1670E+01 | 0.6656E+01 | 0.5489E+01 | 0.1157E+02 | 0.1212E+02 | 0.1316E+02 | 0.1252E+02 | 0.1104E+02 | 0.8338E+01 | 0.7752E+01 | 0.3812E+01 | 0.1828E+01 |

STATISTICS ON LOG ANNUAL MEANS(ALL DAYS)

| MEAN | VARIANCE | STANDARD DEVIATION | SKEWNESS | COEFF. OF VARIATION | SERIAL CORR |
|---|---|---|---|---|---|
| 0.1955E+01 | 0.1277E-01 | 0.1130E+00 | 0.6297E-01 | 0.5780E-01 | 0.3870E+00 |

ANNUAL PEAKS

| | |
|---|---|
| 1956 | 4470 |
| 1957 | 8800 |
| 1958 | 6600 |
| 1959 | 15700 |
| 1960 | 18600 |
| 1961 | 8080 |
| 1962 | 5160 |
| 1963 | 8360 |
| 1964 | 7300 |
| 1965 | 3360 |
| 1966 | 4080 |
| 1967 | 3680 |
| 1968 | 16300 |
| 1969 | 4640 |
| 1970 | 5020 |
| 1971 | 5900 |
| 1972 | 5590 |
| 1973 | 3820 |

## 03366200 Harberts Creek near Madison, Ind.

LOCATION.--Lat 38°46'55", long 85°29'08", in SW¼SE¼ sec.14, T.4 N., R.9 E., Jefferson County, attached to left downstream wingwall of bridge on County Road 533 West, 0.2 mile (0.3 km) west of Smyrna, 3.7 miles (6.0 km) upstream from Big Creek, and 4 miles (6 km) northwest of Madison.

DRAINAGE AREA.--9.31 mi² (24.11 km²).

### DURATION TABLE OF DAILY DISCHARGE FOR YEAR ENDING SEPTEMBER 30

| YEAR | CLASS 0 | 1 | 2 | 3 | 4 | 5 | 6 | 7 | 8 | 9 | 10 | 11 | 12 | 13 | 14 | 15 | 16 | 17 | 18 | 19 | 20 | 21 | 22 | 23 | 24 | 25 | 26 | 27 | 28 | 29 | 30 | 31 | 32 | 33 | 34 | CFS_DAYS |
|---|---|---|---|---|---|---|---|---|---|---|---|---|---|---|---|---|---|---|---|---|---|---|---|---|---|---|---|---|---|---|---|---|---|---|---|---|
| | NUMBER OF DAYS IN CLASS | | | | | | | | | | | | | | | | | | | | | | | | | | | | | | | | | | | |
| 1969 | 37 | | 2 | 1 | 6 | 11 | | 28 | 14 | 12 | 8 | 13 | 14 | 25 | 35 | 23 | 23 | 19 | 21 | 12 | 12 | 11 | 11 | 6 | 3 | 4 | 4 | 4 | 3 | 2 | 1 | | | | | 3615.0 |
| 1970 | 42 | 9 | 13 | 13 | 6 | 11 | 2 | 18 | 9 | 12 | 19 | 23 | 19 | 12 | 10 | 13 | 20 | 23 | 18 | 18 | 14 | 8 | 12 | 6 | 2 | 6 | 3 | 2 | | 1 | | 1 | | | | 2941.4 |
| 1971 | 4 | 4 | 4 | 6 | 3 | 4 | | 24 | 14 | 8 | 12 | 10 | 20 | 32 | 30 | 29 | 34 | 21 | 10 | 27 | 13 | 14 | 13 | 8 | 5 | 3 | 5 | 4 | 2 | 1 | | | 1 | | | 3838.0 |
| 1972 | 16 | 6 | 6 | 13 | 3 | 5 | 7 | 27 | 16 | 12 | 20 | 13 | 20 | 22 | 16 | 16 | 16 | 17 | 18 | 20 | 17 | 22 | 6 | 9 | 9 | 4 | 4 | 4 | 1 | | | 1 | | | | 3502.6 |
| 1973 | | 1 | 1 | 4 | 2 | 5 | 1 | 16 | 9 | 2 | 8 | 10 | 16 | 19 | 17 | 14 | 16 | 19 | 25 | 26 | 38 | 29 | 26 | 20 | 11 | 11 | 9 | 5 | 3 | | 2 | | | | | 6120.7 |

| CLASS | CFS | TOTAL | ACCUM | PERCT | CLASS | CFS | TOTAL | ACCUM | PERCT | CLASS | CFS | TOTAL | ACCUM | PERCT | CLASS | CFS | TOTAL | ACCUM | PERCT |
|---|---|---|---|---|---|---|---|---|---|---|---|---|---|---|---|---|---|---|---|
| 0 | 0.00 | 99 | 1826 | 100.0 | 9 | 0.30 | 46 | 1403 | 76.8 | 18 | 5.1 | 92 | 611 | 33.5 | 27 | 98 | 19 | 38 | 2.0 |
| 1 | 0.01 | 20 | 1727 | 94.6 | 10 | 0.40 | 67 | 1357 | 74.3 | 19 | 7.1 | 103 | 519 | 28.4 | 28 | 140 | 9 | 19 | 1.0 |
| 2 | 0.02 | 26 | 1707 | 93.5 | 11 | 0.50 | 69 | 1290 | 70.6 | 20 | 9.8 | 94 | 416 | 22.8 | 29 | 190 | 4 | 10 | .5 |
| 3 | 0.03 | 37 | 1681 | 92.1 | 12 | 0.70 | 89 | 1221 | 66.9 | 21 | 14.0 | 84 | 322 | 17.6 | 30 | 260 | 3 | 6 | .3 |
| 4 | 0.05 | 20 | 1644 | 90.0 | 13 | 1.00 | 110 | 1132 | 62.0 | 22 | 19.0 | 68 | 238 | 13.0 | 31 | 360 | 2 | 3 | .1 |
| 5 | 0.07 | 36 | 1624 | 88.9 | 14 | 1.40 | 108 | 1022 | 56.0 | 23 | 26.0 | 49 | 170 | 9.3 | 32 | 510 | 1 | 1 | .0 |
| 6 | 0.09 | 19 | 1588 | 87.0 | 15 | 1.90 | 95 | 914 | 50.1 | 24 | 37.0 | 30 | 121 | 6.6 | 33 | | | | |
| 7 | 0.10 | 113 | 1578 | 86.4 | 16 | 2.60 | 109 | 819 | 44.9 | 25 | 51.0 | 28 | 91 | 5.0 | 34 | | | | |
| 8 | 0.20 | 62 | 1465 | 80.2 | 17 | 3.70 | 99 | 710 | 38.9 | 26 | 71.0 | 25 | 63 | 3.5 | | | | | |

### LOWEST MEAN DISCHARGE, IN CFS, AND RANKING, FOR THE FOLLOWING NUMBER OF CONSECUTIVE DAYS IN YEAR ENDING MARCH 31

| YEAR | 1 | | 3 | | 7 | | 14 | | 30 | | 60 | | 90 | | 120 | | 183 | | ANNUAL | |
|---|---|---|---|---|---|---|---|---|---|---|---|---|---|---|---|---|---|---|---|---|
| 1970 | 0.00 | 1 | 0.00 | 1 | 0.00 | 1 | 0.00 | 1 | 0.00 | 1 | 0.05 | 1 | 0.16 | 1 | 0.49 | 1 | 1.07 | 1 | 7.90 | 2 |
| 1971 | 0.00 | 2 | 0.00 | 2 | 0.00 | 2 | 0.06 | 3 | 0.16 | 3 | 0.31 | 2 | 0.48 | 3 | 0.77 | 3 | 1.70 | 2 | 11.80 | 3 |
| 1972 | 0.00 | 3 | 0.00 | 3 | 0.02 | 4 | 0.06 | 4 | 0.23 | 4 | 0.64 | 4 | 0.73 | 4 | 0.77 | 4 | 3.40 | 4 | 7.18 | 1 |
| 1973 | 0.00 | 4 | 0.00 | 4 | 0.00 | 3 | 0.05 | 2 | 0.09 | 2 | 0.49 | 3 | 0.46 | 2 | 0.55 | 2 | 2.52 | 3 | 15.30 | 4 |

### HIGHEST MEAN DISCHARGE, IN CFS, AND RANKING, FOR THE FOLLOWING NUMBER OF CONSECUTIVE DAYS IN YEAR ENDING SEPTEMBER 30

| YEAR | 1 | | 3 | | 7 | | 15 | | 30 | | 60 | | 90 | | 120 | | 183 | | ANNUAL | |
|---|---|---|---|---|---|---|---|---|---|---|---|---|---|---|---|---|---|---|---|---|
| 1969 | 298.0 | 5 | 218.0 | 1 | 108.0 | 3 | 72.6 | 3 | 47.6 | 3 | 32.0 | 4 | 24.7 | 5 | 22.8 | 4 | 17.9 | 3 | 9.9 | 3 |
| 1970 | 506.0 | 2 | 206.0 | 3 | 93.4 | 4 | 68.5 | 4 | 48.0 | 2 | 33.1 | 3 | 27.1 | 4 | 21.7 | 5 | 15.3 | 5 | 8.1 | 5 |
| 1971 | 527.0 | 1 | 206.0 | 2 | 131.0 | 1 | 75.7 | 2 | 49.8 | 1 | 31.6 | 5 | 28.3 | 3 | 23.2 | 3 | 16.7 | 4 | 10.5 | 2 |
| 1972 | 421.0 | 3 | 192.0 | 4 | 116.0 | 2 | 78.2 | 1 | 44.6 | 4 | 36.9 | 2 | 29.7 | 1 | 24.3 | 2 | 18.2 | 2 | 9.6 | 4 |
| 1973 | 320.0 | 4 | 139.0 | 5 | 82.7 | 5 | 49.9 | 5 | 40.9 | 5 | 37.1 | 1 | 29.5 | 2 | 26.5 | 1 | 26.6 | 1 | 16.8 | 1 |

### STATISTICS ON NORMAL MONTHLY MEANS(ALL DAYS)

| OCT | NOV | DEC | JAN | FEB | MARCH | APRIL | MAY | JUNE | JULY | AUG | SEPT |
|---|---|---|---|---|---|---|---|---|---|---|---|
| BY ROWS(MEAN,VARIANCE,STANDARD DEVIATION, SKEWNESS, COEFF. OF VARIATION,PERCENTAGE OF AVERAGE FLOW) | | | | | | | | | | | |
| 0.1505E+01 | 0.8213E+01 | 0.1617E+02 | 0.1492E+02 | 0.2154E+02 | 0.2217E+02 | 0.2819E+02 | 0.5825E+01 | 0.7771E+01 | 0.4330E+01 | 0.7633E+00 | 0.1187E+01 |
| 0.2732E+01 | 0.1584E+03 | 0.1266E+03 | 0.1508E+03 | 0.2907E+03 | 0.1749E+03 | 0.2475E+03 | 0.4637E+01 | 0.8220E+02 | 0.2494E+02 | 0.1237E+00 | 0.1022E+01 |
| 0.1653E+01 | 0.1259E+02 | 0.1098E+02 | 0.1228E+02 | 0.1705E+02 | 0.1322E+02 | 0.1573E+02 | 0.2153E+01 | 0.9066E+01 | 0.4994E+01 | 0.3517E+00 | 0.1011E+01 |
| 0.6457E+00 | 0.2135E+01 | 0.2117E+00 | 0.1906E+01 | 0.2187E+01 | -0.3436E+00 | -0.1210E+01 | 0.1264E+00 | 0.1777E+01 | 0.1282E+01 | 0.1551E+01 | 0.6519E+00 |
| 0.1096E+01 | 0.1533E+01 | 0.6791E+00 | 0.8232E+00 | 0.7917E+00 | 0.5963E+00 | 0.5580E+00 | 0.3697E+00 | 0.1167E+01 | 0.1153E+01 | 0.4607E+00 | 0.8515E+00 |
| 0.1138E+01 | 0.6194E+01 | 0.1219E+02 | 0.1125E+02 | 0.1624E+02 | 0.1672E+02 | 0.2126E+02 | 0.4393E+01 | 0.5861E+01 | 0.3265E+01 | 0.5757E+00 | 0.8955E+00 |

### STATISTICS ON NORMAL ANNUAL MEANS(ALL DAYS)

| MEAN | VARIANCE | STANDARD DEVIATION | SKEWNESS | COEFF. OF VARIATION | SERIAL CORR |
|---|---|---|---|---|---|
| 0.1096E+02 | 0.1135E+02 | 0.3369E+01 | 0.1821E+01 | 0.3073E+00 | -0.1290E+00 |

STATISTICS CN LOG MCNTHLY MEANS(ALL DAYS)

| OCT | NOV | DEC | JAN | FEB | MARCH | APRIL | MAY | JUNE | JULY | AUG | SEPT |
|---|---|---|---|---|---|---|---|---|---|---|---|
| BY ROWS(MEAN,VARIANCE,STANDARD DEVIATION, SKEWNESS, COEFF. OF VARIATION,PERCENTAGE OF AVERAGE FLOW) | | | | | | | | | | | |
| -0.1793E+00 | 0.5488E+00 | 0.1091E+01 | 0.1078E+01 | 0.1256E+01 | 0.1250E+01 | 0.1319E+01 | 0.7402E+00 | 0.6196E+00 | 0.3002E+00 | -0.1497E+00 | -0.1808E+00 |
| 0.5097E+00 | 0.3728E+00 | 0.1598E+00 | 0.9435E-01 | 0.6820E-01 | 0.1328E+00 | 0.2265E+00 | 0.2779E-01 | 0.3488E+00 | 0.4526E+00 | 0.3333E-01 | 0.4542E+00 |
| 0.7135E+00 | 0.6106E+00 | 0.3997E+00 | 0.3072E+00 | 0.2612E+00 | 0.3644E+00 | 0.4759E+00 | 0.1667E+00 | 0.5906E+00 | 0.6727E+00 | 0.1826E+00 | 0.6740E+00 |
| -0.2352E+00 | 0.8856E+00 | -0.5880E+00 | 0.9529E+00 | 0.2046E+01 | -0.1230E+01 | -0.2029E+01 | -0.7333E-01 | -0.3087E+00 | -0.7747E-01 | 0.7924E+00 | -0.1492E+01 |
| -0.3982E+01 | 0.1112E+01 | 0.3663E+00 | 0.2849E+00 | 0.2079E+00 | 0.2916E+00 | 0.3608E+00 | 0.2252E+00 | 0.9531E+00 | 0.2241E+01 | -0.1219E+01 | -0.3727E+01 |
| -0.2331E+01 | 0.7134E+01 | 0.1418E+02 | 0.1401E+02 | 0.1633E+02 | 0.1624E+02 | 0.1715E+02 | 0.9621E+01 | 0.8054E+01 | 0.3902E+01 | -0.1946E+01 | -0.2350E+01 |

STATISTICS CN LOG ANNUAL MEANS(ALL DAYS)

| MEAN | VARIANCE | STANDARD DEVIATION | SKEWNESS | COEFF. OF VARIATION | SERIAL CORR |
|---|---|---|---|---|---|
| 0.1026E+01 | 0.1418E-01 | 0.1191E+00 | 0.1484E+01 | 0.1161E+00 | -0.1569E+00 |

ANNUAL PEAKS

| | |
|---|---|
| 1969 | 564 |
| 1970 | 1540 |
| 1971 | 1280 |
| 1972 | 1280 |
| 1973 | 1150 |

## 03366500 Muscatatuck River near Deputy, Ind.

LOCATION.--Lat 38°48'15", long 85°40'26", in SW¼NE¼ sec.7, T.4 N., R.8 E., Jefferson County, on left bank at downstream side of highway bridge, 1.4 miles (2.3 km) northwest of Deputy, 1.9 miles (3.1 km) upstream from Coffee Creek, and 2.4 miles (3.9 km) downstream from confluence of Graham Creek and Big Creek.

DRAINAGE AREA.--293 mi² (759 km²).

DURATION TABLE OF DAILY DISCHARGE FOR YEAR ENDING SEPTEMBER 30

| YEAR | CLASS 0 | 1 | 2 | 3 | 4 | 5 | 6 | 7 | 8 | 9 | 10 | 11 | 12 | 13 | 14 | 15 | 16 | 17 | 18 | 19 | 20 | 21 | 22 | 23 | 24 | 25 | 26 | 27 | 28 | 29 | 30 | 31 | 32 | 33 | 34 | CFS_DAYS |
|---|---|---|---|---|---|---|---|---|---|---|---|---|---|---|---|---|---|---|---|---|---|---|---|---|---|---|---|---|---|---|---|---|---|---|---|---|
| | NUMBER OF DAYS IN CLASS | | | | | | | | | | | | | | | | | | | | | | | | | | | | | | | | | | | |
| 1949 | 31 | | 1 | | 1 | 5 | 1 | 6 | 5 | 8 | 6 | 5 | 17 | 11 | 22 | 18 | 15 | 25 | 25 | 29 | 26 | 30 | 27 | 6 | 9 | 4 | 6 | 6 | 5 | 7 | 3 | 2 | 1 | | | 202566.9 |
| 1950 | | | | | 3 | | | 1 | | 4 | 2 | 5 | 13 | 14 | 29 | 33 | 24 | 18 | 28 | 28 | 30 | 29 | 30 | 12 | 17 | 6 | 13 | 5 | 8 | 6 | 5 | 2 | | | | 231984.4 |
| 1951 | | | | 1 | 13 | 6 | 15 | 10 | 4 | 16 | 7 | 8 | 9 | 11 | 14 | 7 | 22 | 11 | 15 | 30 | 31 | 34 | 20 | 15 | 26 | 12 | 13 | 5 | 2 | 5 | 2 | 1 | | | | 181973.7 |
| 1952 | | | | | 11 | 3 | 19 | 28 | 23 | 18 | 13 | 10 | 10 | 15 | 11 | 18 | 16 | 7 | 8 | 26 | 24 | 31 | 17 | 18 | 11 | 10 | 7 | 5 | 4 | 2 | 1 | | | | | 127148.2 |
| 1953 | 21 | 4 | 1 | 7 | 35 | 15 | 7 | 2 | 3 | 8 | 23 | 18 | 8 | 21 | 12 | 12 | 9 | 29 | 22 | 29 | 24 | 17 | 14 | 6 | 8 | 6 | | 1 | 2 | 1 | | | | | | 57250.3 |
| 1954 | 129 | 1 | | 1 | 6 | 12 | 11 | 16 | 18 | 3 | 10 | 13 | 8 | 18 | 13 | 22 | 22 | 26 | 17 | 10 | 5 | 3 | 1 | | | | | | | | | | | | | 9221.6 |
| 1955 | 17 | 10 | 2 | 2 | 4 | 4 | 7 | 1 | 6 | 23 | 17 | 25 | 12 | 20 | 15 | 27 | 13 | 12 | 20 | 34 | 11 | 18 | 20 | 12 | 8 | 8 | 3 | 5 | 2 | 4 | 3 | | | | | 120840.0 |
| 1956 | | | | | | | | 1 | 1 | 2 | 4 | 6 | 9 | 18 | 33 | 40 | 38 | 33 | 16 | 33 | 24 | 28 | 23 | 14 | 15 | 10 | 4 | 5 | 2 | 7 | | | | | | 138204.0 |
| 1957 | | | | | | | | | 13 | 9 | 2 | 8 | 26 | 24 | 23 | 17 | 22 | 16 | 27 | 45 | 26 | 32 | 28 | 13 | 12 | 6 | 5 | 3 | 3 | 3 | | 1 | 1 | | | 134918.0 |
| 1958 | | | | | | 5 | | 2 | 2 | | 3 | 4 | 9 | 19 | 9 | 16 | 25 | 28 | 44 | 41 | 29 | 36 | 28 | 20 | 16 | 8 | 9 | 5 | 3 | 1 | 3 | | | | | 148044.3 |
| 1959 | | | | 3 | 7 | 2 | 4 | 6 | 8 | 9 | 15 | 10 | 10 | 7 | 40 | 33 | 26 | 31 | 22 | 21 | 17 | 29 | 22 | 16 | 10 | 7 | 5 | 3 | | | | | 1 | 1 | | 125151.1 |
| 1960 | 5 | 1 | 3 | 3 | 7 | 7 | 5 | 4 | 2 | 7 | 19 | 14 | 6 | 9 | 7 | 20 | 35 | 40 | 32 | 36 | 22 | 22 | 10 | 26 | 8 | 2 | 5 | 2 | 3 | 3 | | | 1 | | | 113699.0 |
| 1961 | 11 | 1 | | 1 | 10 | 7 | 9 | 7 | 12 | 11 | 10 | 15 | 24 | 39 | 18 | 11 | 16 | 20 | 17 | 29 | 13 | 20 | 13 | 13 | 10 | 6 | 9 | 5 | 4 | | 1 | 2 | 1 | | | 141831.1 |
| 1962 | | | | | | | | | 13 | 6 | 4 | 26 | 23 | 18 | 7 | 14 | 14 | 26 | 19 | 34 | 45 | 39 | 18 | 20 | 12 | 10 | 3 | 5 | 2 | 2 | 5 | | | | | 150231.2 |
| 1963 | 7 | 13 | 4 | 11 | 6 | 3 | | 5 | 7 | 4 | 11 | 12 | 11 | 26 | 10 | 33 | 49 | 41 | 25 | 24 | 14 | 14 | 8 | 7 | 6 | 6 | | 1 | 4 | 1 | 1 | | 1 | | | 85333.1 |
| 1964 | 27 | 65 | 18 | 15 | 6 | 7 | 7 | 4 | 3 | 6 | 6 | 5 | 5 | 29 | 30 | 19 | 22 | 9 | 8 | 15 | 14 | 6 | 15 | 8 | 6 | 2 | 1 | 3 | 1 | 1 | | 1 | 2 | | | 98315.2 |
| 1965 | 20 | 21 | 5 | | | 1 | 2 | 7 | 15 | 11 | 18 | 10 | 15 | 19 | 26 | 23 | 11 | 18 | 15 | 24 | 26 | 20 | 20 | 8 | 14 | 6 | 5 | 3 | 1 | 1 | | | | | | 80209.7 |
| 1966 | | | | | | | | 1 | 8 | 20 | 26 | 22 | 12 | 15 | 33 | 37 | 22 | 16 | 25 | 32 | 32 | 16 | 11 | 8 | 10 | 3 | 6 | 7 | | 1 | 2 | | | | | 95754.7 |
| 1967 | | 2 | 13 | 9 | 8 | 7 | 9 | 12 | 12 | 25 | 16 | 17 | 11 | 10 | 10 | 20 | 20 | 18 | 23 | 28 | 17 | 21 | 18 | 12 | 11 | 8 | 6 | 5 | | 3 | | | | | | 95962.5 |
| 1968 | | 2 | 3 | 1 | 7 | 8 | 1 | 2 | 3 | 4 | 5 | 26 | 21 | 24 | 21 | 26 | 25 | 18 | 15 | 25 | 22 | 26 | 27 | 15 | 13 | 5 | 8 | 5 | 4 | 3 | | | 1 | | | 136858.5 |
| 1969 | | | | | | | | 15 | 11 | 16 | 28 | 7 | 7 | 21 | 16 | 18 | 30 | 28 | 23 | 32 | 23 | 24 | 20 | 17 | 7 | 8 | 5 | 3 | 3 | 2 | | 1 | | | | 112231.6 |
| 1970 | | | | | | | 5 | 12 | 8 | 17 | 27 | 30 | 19 | 17 | 16 | 34 | 19 | 18 | 23 | 32 | 23 | 17 | 16 | 11 | 7 | 3 | 6 | 4 | | | | 1 | | | | 75083.4 |
| 1971 | | | | | | | | | 7 | 5 | 7 | 10 | 36 | 23 | 29 | 39 | 36 | 43 | 33 | 19 | 16 | 18 | 13 | 13 | 8 | 2 | 4 | 3 | | 1 | | | | | | 96579.5 |
| 1972 | | | | 5 | 4 | 5 | 8 | 4 | 2 | 2 | 7 | 13 | 33 | 18 | 40 | 15 | 22 | 19 | 27 | 22 | 27 | 28 | 16 | 15 | 9 | 9 | 2 | 9 | 2 | 2 | | 1 | | | | 117771.7 |
| 1973 | | | | | | | | | 4 | 4 | 3 | 5 | 24 | 19 | 14 | 9 | 10 | 17 | 23 | 34 | 32 | 42 | 31 | 30 | 19 | 15 | 14 | 9 | 6 | 1 | | | | | | 174820.3 |

| CLASS | CFS | TOTAL | ACCUM | PERCT | CLASS | CFS | TOTAL | ACCUM | PERCT | CLASS | CFS | TOTAL | ACCUM | PERCT | CLASS | CFS | TOTAL | ACCUM | PERCT |
|---|---|---|---|---|---|---|---|---|---|---|---|---|---|---|---|---|---|---|---|
| 0 | 0.00 | 268 | 9131 | 100.0 | 9 | 2.80 | 240 | 7970 | 87.3 | 18 | 79.0 | 562 | 4127 | 45.2 | 27 | 2200 | 108 | 277 | 3.0 |
| 1 | 0.10 | 120 | 8863 | 97.1 | 10 | 4.00 | 283 | 7730 | 84.7 | 19 | 110.0 | 726 | 3565 | 39.0 | 28 | 3300 | 64 | 169 | 1.8 |
| 2 | 0.20 | 50 | 8743 | 95.8 | 11 | 5.90 | 321 | 7447 | 81.6 | 20 | 170.0 | 576 | 2839 | 31.1 | 29 | 4700 | 56 | 105 | 1.1 |
| 3 | 0.30 | 59 | 8693 | 95.2 | 12 | 8.50 | 352 | 7126 | 78.0 | 21 | 240.0 | 598 | 2263 | 24.8 | 30 | 6900 | 27 | 49 | .5 |
| 4 | 0.40 | 128 | 8634 | 94.6 | 13 | 12.00 | 478 | 6774 | 74.2 | 22 | 350.0 | 471 | 1665 | 18.2 | 31 | 9900 | 12 | 22 | .2 |
| 5 | 0.60 | 97 | 8506 | 93.2 | 14 | 18.00 | 492 | 6296 | 69.0 | 23 | 510.0 | 335 | 1194 | 13.1 | 32 | 14000 | 9 | 10 | .1 |
| 6 | 0.90 | 110 | 8409 | 92.1 | 15 | 26.00 | 551 | 5804 | 63.6 | 24 | 740.0 | 277 | 859 | 9.4 | 33 | 21000 | 1 | 1 | .0 |
| 7 | 1.30 | 146 | 8299 | 90.9 | 16 | 38.00 | 566 | 5253 | 57.5 | 25 | 1100.0 | 168 | 582 | 6.4 | 34 | | | | |
| 8 | 1.90 | 133 | 8153 | 89.3 | 17 | 55.00 | 560 | 4687 | 51.3 | 26 | 1500.0 | 137 | 414 | 4.5 | | | | | |

LOWEST MEAN DISCHARGE, IN CFS, AND RANKING, FOR THE FOLLOWING NUMBER OF CONSECUTIVE DAYS IN YEAR ENDING MARCH 31

| YEAR | 1 | | 3 | | 7 | | 14 | | 30 | | 60 | | 90 | | 120 | | 183 | | ANNUAL | |
|---|---|---|---|---|---|---|---|---|---|---|---|---|---|---|---|---|---|---|---|---|
| 1949 | 0.00 | 1 | 0.00 | 1 | 0.00 | 1 | 0.00 | 1 | 0.00 | 1 | 0.08 | 5 | 2.40 | 6 | 11.50 | 9 | 22.20 | 7 | 567.00 | 23 |
| 1950 | 0.40 | 13 | 0.40 | 13 | 0.83 | 13 | 3.22 | 18 | 11.80 | 21 | 27.80 | 21 | 29.70 | 19 | 44.30 | 19 | 85.90 | 19 | 569.00 | 24 |
| 1951 | 1.80 | 19 | 3.07 | 21 | 4.01 | 21 | 6.60 | 21 | 22.20 | 23 | 34.70 | 23 | 55.80 | 23 | 64.80 | 24 | 178.00 | 23 | 584.00 | 25 |
| 1952 | 0.30 | 10 | 0.37 | 12 | 0.39 | 12 | 0.42 | 10 | 0.73 | 10 | 2.74 | 10 | 3.05 | 8 | 3.76 | 8 | 30.50 | 12 | 377.00 | 17 |
| 1953 | 0.30 | 11 | 0.30 | 9 | 0.37 | 11 | 0.39 | 9 | 0.42 | 8 | 1.64 | 8 | 2.94 | 7 | 2.91 | 6 | 15.30 | 6 | 139.00 | 2 |
| 1954 | 0.00 | 2 | 0.00 | 2 | 0.00 | 2 | 0.00 | 2 | 0.00 | 2 | 0.00 | 1 | 0.06 | 2 | 0.56 | 2 | 3.04 | 2 | 67.40 | 1 |
| 1955 | 0.00 | 3 | 0.00 | 3 | 0.00 | 3 | 0.00 | 3 | 0.00 | 3 | 0.00 | 2 | 0.00 | 1 | 0.72 | 3 | 3.27 | 3 | 297.00 | 14 |
| 1956 | 0.00 | 4 | 0.00 | 4 | 0.06 | 7 | 0.16 | 7 | 0.32 | 7 | 9.28 | 15 | 30.10 | 20 | 49.40 | 22 | 85.20 | 18 | 336.00 | 16 |
| 1957 | 1.30 | 18 | 2.50 | 19 | 4.13 | 22 | 9.41 | 24 | 11.20 | 20 | 20.40 | 20 | 68.70 | 25 | 59.90 | 23 | 76.60 | 16 | 219.00 | 6 |
| 1958 | 0.80 | 15 | 0.80 | 14 | 0.94 | 14 | 2.28 | 16 | 4.77 | 18 | 12.50 | 17 | 14.20 | 15 | 22.70 | 15 | 277.00 | 25 | 450.00 | 18 |
| 1959 | 8.50 | 25 | 9.10 | 25 | 10.60 | 25 | 13.20 | 25 | 22.80 | 24 | 45.90 | 25 | 58.50 | 24 | 99.80 | 25 | 246.00 | 24 | 506.00 | 21 |
| 1960 | 0.30 | 12 | 0.30 | 10 | 0.36 | 9 | 0.49 | 11 | 1.22 | 12 | 5.06 | 12 | 8.50 | 11 | 13.40 | 12 | 30.20 | 11 | 200.00 | 3 |
| 1961 | 0.00 | 5 | 0.00 | 5 | 0.00 | 4 | 0.02 | 6 | 0.16 | 6 | 0.40 | 6 | 0.92 | 5 | 2.34 | 5 | 7.96 | 5 | 296.00 | 13 |
| 1962 | 1.90 | 20 | 1.90 | 18 | 2.01 | 18 | 2.25 | 15 | 3.49 | 16 | 5.42 | 13 | 15.40 | 16 | 36.90 | 17 | 87.60 | 20 | 538.00 | 22 |
| 1963 | 7.20 | 24 | 7.40 | 24 | 7.73 | 24 | 8.21 | 22 | 14.00 | 22 | 36.80 | 24 | 40.30 | 21 | 49.30 | 21 | 74.30 | 15 | 321.00 | 15 |
| 1964 | 0.00 | 6 | 0.00 | 6 | 0.00 | 5 | 0.03 | 4 | 0.04 | 5 | 0.06 | 3 | 0.09 | 3 | 0.13 | 1 | 2.68 | 1 | 204.00 | 4 |
| 1965 | 0.00 | 7 | 0.00 | 7 | 0.00 | 6 | 0.00 | 5 | 0.03 | 4 | 0.06 | 4 | 0.15 | 4 | 0.90 | 4 | 26.20 | 8 | 228.00 | 8 |
| 1966 | 1.20 | 17 | 1.37 | 17 | 1.83 | 17 | 2.55 | 17 | 2.65 | 15 | 15.30 | 18 | 16.70 | 17 | 19.50 | 14 | 49.30 | 14 | 256.00 | 11 |
| 1967 | 0.70 | 14 | 0.93 | 15 | 1.24 | 16 | 1.83 | 14 | 2.28 | 14 | 3.03 | 11 | 10.70 | 13 | 12.80 | 10 | 29.40 | 10 | 240.00 | 10 |
| 1968 | 0.14 | 8 | 0.19 | 8 | 0.21 | 8 | 0.25 | 8 | 0.49 | 9 | 1.09 | 7 | 3.21 | 9 | 3.65 | 7 | 7.68 | 4 | 235.00 | 9 |
| 1969 | 3.40 | 22 | 3.50 | 22 | 3.70 | 20 | 4.04 | 19 | 4.26 | 17 | 5.67 | 14 | 12.80 | 14 | 42.30 | 18 | 81.00 | 17 | 454.00 | 19 |
| 1970 | 0.90 | 16 | 1.00 | 16 | 1.11 | 15 | 1.27 | 13 | 1.50 | 13 | 1.99 | 9 | 4.60 | 10 | 17.70 | 13 | 41.20 | 13 | 219.00 | 7 |
| 1971 | 2.80 | 21 | 2.97 | 20 | 3.41 | 19 | 4.37 | 20 | 5.36 | 19 | 10.50 | 16 | 10.20 | 12 | 13.10 | 11 | 27.20 | 9 | 289.00 | 12 |
| 1972 | 4.50 | 23 | 5.10 | 23 | 6.13 | 23 | 8.76 | 23 | 23.70 | 25 | 32.10 | 22 | 45.30 | 22 | 46.00 | 20 | 104.00 | 22 | 208.00 | 5 |
| 1973 | 0.30 | 9 | 0.31 | 11 | 0.37 | 10 | 0.50 | 12 | 1.08 | 11 | 16.60 | 19 | 21.70 | 18 | 23.70 | 16 | 89.60 | 21 | 494.00 | 20 |

HIGHEST MEAN DISCHARGE, IN CFS, AND RANKING, FOR THE FOLLOWING NUMBER OF CONSECUTIVE DAYS IN YEAR ENDING SEPTEMBER 30

| YEAR | 1 | | 3 | | 7 | | 15 | | 30 | | 60 | | 90 | | 120 | | 183 | | ANNUAL | |
|---|---|---|---|---|---|---|---|---|---|---|---|---|---|---|---|---|---|---|---|---|
| 1949 | 17400.0 | 5 | 9610.0 | 4 | 6370.0 | 4 | 3910.0 | 4 | 2720.0 | 2 | 1770.0 | 2 | 1570.0 | 2 | 1330.0 | 2 | 953.0 | 2 | 555.0 | 2 |
| 1950 | 12400.0 | 9 | 9170.0 | 5 | 5240.0 | 6 | 4640.0 | 1 | 3030.0 | 1 | 2420.0 | 1 | 1830.0 | 1 | 1620.0 | 1 | 1180.0 | 1 | 636.0 | 1 |
| 1951 | 9970.0 | 13 | 4660.0 | 16 | 3140.0 | 14 | 2060.0 | 13 | 1510.0 | 13 | 1260.0 | 9 | 1160.0 | 4 | 1110.0 | 3 | 941.0 | 3 | 499.0 | 3 |
| 1952 | 8310.0 | 16 | 4610.0 | 17 | 2440.0 | 19 | 1680.0 | 20 | 1290.0 | 18 | 1160.0 | 12 | 964.0 | 10 | 921.0 | 5 | 674.0 | 8 | 347.0 | 11 |
| 1953 | 4820.0 | 24 | 2400.0 | 24 | 1260.0 | 24 | 786.0 | 24 | 598.0 | 24 | 446.0 | 24 | 385.0 | 24 | 362.0 | 24 | 305.0 | 24 | 157.0 | 24 |
| 1954 | 365.0 | 25 | 283.0 | 25 | 167.0 | 25 | 129.0 | 25 | 113.0 | 25 | 90.1 | 25 | 76.3 | 25 | 66.2 | 25 | 49.8 | 25 | 25.3 | 25 |
| 1955 | 8170.0 | 17 | 4790.0 | 14 | 3650.0 | 11 | 2990.0 | 6 | 2400.0 | 3 | 1490.0 | 4 | 1130.0 | 6 | 905.0 | 7 | 637.0 | 11 | 331.0 | 13 |
| 1956 | 6290.0 | 21 | 3720.0 | 21 | 2840.0 | 17 | 1720.0 | 19 | 1690.0 | 11 | 1260.0 | 10 | 917.0 | 12 | 764.0 | 13 | 591.0 | 13 | 378.0 | 8 |
| 1957 | 14000.0 | 8 | 5350.0 | 12 | 3060.0 | 16 | 2020.0 | 14 | 1080.0 | 20 | 872.0 | 17 | 757.0 | 16 | 748.0 | 14 | 669.0 | 9 | 370.0 | 10 |
| 1958 | 8130.0 | 18 | 4520.0 | 18 | 2340.0 | 21 | 1840.0 | 17 | 1300.0 | 17 | 901.0 | 16 | 731.0 | 17 | 568.0 | 21 | 561.0 | 14 | 406.0 | 6 |
| 1959 | 32400.0 | 1 | 16500.0 | 1 | 7620.0 | 2 | 4030.0 | 2 | 2350.0 | 4 | 1550.0 | 3 | 1140.0 | 5 | 912.0 | 6 | 650.0 | 10 | 343.0 | 12 |
| 1960 | 18300.0 | 4 | 7520.0 | 8 | 3380.0 | 12 | 2530.0 | 11 | 1350.0 | 15 | 781.0 | 21 | 538.0 | 23 | 506.0 | 23 | 513.0 | 17 | 311.0 | 15 |
| 1961 | 20200.0 | 3 | 13900.0 | 2 | 6610.0 | 3 | 3260.0 | 5 | 2060.0 | 6 | 1340.0 | 6 | 1310.0 | 3 | 1100.0 | 4 | 760.0 | 5 | 389.0 | 7 |
| 1962 | 8750.0 | 15 | 7840.0 | 7 | 4690.0 | 7 | 2730.0 | 9 | 1850.0 | 9 | 1300.0 | 7 | 1060.0 | 8 | 902.0 | 8 | 683.0 | 6 | 412.0 | 5 |
| 1963 | 14200.0 | 7 | 7190.0 | 10 | 3870.0 | 8 | 2980.0 | 7 | 2060.0 | 7 | 1100.0 | 14 | 789.0 | 14 | 615.0 | 17 | 435.0 | 20 | 234.0 | 21 |
| 1964 | 20900.0 | 2 | 12900.0 | 3 | 7540.0 | 1 | 4030.0 | 3 | 2130.0 | 5 | 1380.0 | 5 | 938.0 | 11 | 780.0 | 12 | 535.0 | 16 | 269.0 | 17 |
| 1965 | 5820.0 | 23 | 3120.0 | 23 | 2010.0 | 23 | 1310.0 | 23 | 977.0 | 23 | 724.0 | 23 | 712.0 | 20 | 596.0 | 19 | 413.0 | 22 | 220.0 | 22 |
| 1966 | 7430.0 | 19 | 5200.0 | 13 | 3130.0 | 15 | 1730.0 | 18 | 1020.0 | 21 | 812.0 | 19 | 693.0 | 21 | 660.0 | 16 | 487.0 | 19 | 262.0 | 20 |
| 1967 | 6720.0 | 20 | 3250.0 | 22 | 2480.0 | 18 | 1600.0 | 21 | 1130.0 | 19 | 787.0 | 20 | 724.0 | 18 | 605.0 | 18 | 501.0 | 18 | 263.0 | 19 |
| 1968 | 16300.0 | 6 | 8920.0 | 6 | 5330.0 | 5 | 2790.0 | 8 | 1940.0 | 8 | 1300.0 | 8 | 1090.0 | 7 | 862.0 | 9 | 678.0 | 7 | 374.0 | 9 |
| 1969 | 12300.0 | 10 | 7450.0 | 9 | 3770.0 | 9 | 2480.0 | 12 | 1530.0 | 12 | 1010.0 | 15 | 774.0 | 15 | 668.0 | 15 | 539.0 | 15 | 307.0 | 16 |
| 1970 | 10400.0 | 12 | 4470.0 | 19 | 2110.0 | 22 | 1510.0 | 22 | 1000.0 | 22 | 777.0 | 22 | 644.0 | 22 | 534.0 | 22 | 389.0 | 23 | 206.0 | 23 |
| 1971 | 9880.0 | 14 | 4750.0 | 15 | 3180.0 | 13 | 1970.0 | 15 | 1310.0 | 16 | 838.0 | 18 | 724.0 | 19 | 593.0 | 20 | 425.0 | 21 | 265.0 | 18 |
| 1972 | 11000.0 | 11 | 5960.0 | 11 | 3720.0 | 10 | 2640.0 | 10 | 1710.0 | 10 | 1140.0 | 13 | 1000.0 | 9 | 782.0 | 11 | 613.0 | 12 | 322.0 | 14 |
| 1973 | 6150.0 | 22 | 3880.0 | 20 | 2370.0 | 20 | 1860.0 | 16 | 1440.0 | 14 | 1160.0 | 11 | 896.0 | 13 | 783.0 | 10 | 773.0 | 4 | 479.0 | 4 |

STATISTICS ON NORMAL MONTHLY MEANS(ALL DAYS)

| OCT | NOV | DEC | JAN | FEB | MARCH | APRIL | MAY | JUNE | JULY | AUG | SEPT |
|---|---|---|---|---|---|---|---|---|---|---|---|
| BY ROWS(MEAN,VARIANCE,STANDARD DEVIATION, SKEWNESS, COEFF. OF VARIATION,PERCENTAGE OF AVERAGE FLOW) | | | | | | | | | | | |
| 0.2693E+02 | 0.1594E+03 | 0.3688E+03 | 0.6877E+03 | 0.6712E+03 | 0.7743E+03 | 0.5048E+03 | 0.3800E+03 | 0.2236E+03 | 0.1600E+03 | 0.4046E+02 | 0.3045E+02 |
| 0.1433E+04 | 0.5976E+05 | 0.1238E+06 | 0.6119E+06 | 0.2762E+06 | 0.2971E+06 | 0.1259E+06 | 0.2110E+06 | 0.6302E+05 | 0.4616E+05 | 0.4737E+04 | 0.1744E+04 |
| 0.3785E+02 | 0.2445E+03 | 0.3519E+03 | 0.7822E+03 | 0.5255E+03 | 0.5451E+03 | 0.3548E+03 | 0.4594E+03 | 0.2510E+03 | 0.2148E+03 | 0.6883E+02 | 0.4176E+02 |
| 0.1876E+01 | 0.1830E+01 | 0.1629E+01 | 0.1833E+01 | 0.6029E+00 | 0.1023E+01 | 0.9535E+00 | 0.2300E+01 | 0.1390E+01 | 0.1444E+01 | 0.3132E+01 | 0.1613E+01 |
| 0.1406E+01 | 0.1533E+01 | 0.9540E+00 | 0.1137E+01 | 0.7830E+00 | 0.7039E+00 | 0.7029E+00 | 0.1209E+01 | 0.1123E+01 | 0.1342E+01 | 0.1701E+01 | 0.1371E+01 |
| 0.6685E+00 | 0.3958E+01 | 0.9157E+01 | 0.1707E+02 | 0.1666E+02 | 0.1923E+02 | 0.1253E+02 | 0.9436E+01 | 0.5551E+01 | 0.3974E+01 | 0.1005E+01 | 0.7560E+00 |

STATISTICS ON NORMAL ANNUAL MEANS(ALL DAYS)

| MEAN | VARIANCE | STANDARD DEVIATION | SKEWNESS | COEFF. OF VARIATION | SERIAL CORR |
|---|---|---|---|---|---|
| 0.3342E+03 | 0.1641E+05 | 0.1281E+03 | 0.1217E+00 | 0.3833E+00 | 0.5731E+00 |

STATISTICS ON LOG MONTHLY MEANS(ALL DAYS)

| OCT | NOV | DEC | JAN | FEB | MARCH | APRIL | MAY | JUNE | JULY | AUG | SEPT |
|---|---|---|---|---|---|---|---|---|---|---|---|
| BY ROWS(MEAN,VARIANCE,STANDARD DEVIATION, SKEWNESS, COEFF. OF VARIATION,PERCENTAGE OF AVERAGE FLOW) | | | | | | | | | | | |
| 0.7374E+00 | 0.1536E+01 | 0.2179E+01 | 0.2566E+01 | 0.2620E+01 | 0.2769E+01 | 0.2585E+01 | 0.2343E+01 | 0.2041E+01 | 0.1724E+01 | 0.1130E+01 | 0.8591E+00 |
| 0.1130E+01 | 0.1046E+01 | 0.7583E+00 | 0.3014E+00 | 0.2782E+00 | 0.1311E+00 | 0.1199E+00 | 0.2156E+00 | 0.3315E+00 | 0.5949E+00 | 0.4874E+00 | 0.9515E+00 |
| 0.1063E+01 | 0.1023E+01 | 0.8708E+00 | 0.5490E+00 | 0.5275E+00 | 0.3620E+00 | 0.3462E+00 | 0.4643E+00 | 0.5758E+00 | 0.7713E+00 | 0.6982E+00 | 0.9754E+00 |
| -0.7309E+00 | -0.8749E+00 | -0.1847E+01 | -0.5279E+00 | -0.1134E+01 | -0.7771E+00 | -0.2888E+00 | 0.1454E+00 | -0.1264E+00 | -0.5741E+00 | 0.2830E-01 | -0.6501E+00 |
| 0.1442E+01 | 0.6659E+00 | 0.3996E+00 | 0.2139E+00 | 0.2014E+00 | 0.1308E+00 | 0.1339E+00 | 0.1982E+00 | 0.2822E+00 | 0.4475E+00 | 0.6177E+00 | 0.1135E+01 |
| 0.3194E+01 | 0.6651E+01 | 0.9438E+01 | 0.1112E+02 | 0.1135E+02 | 0.1199E+02 | 0.1120E+02 | 0.1015E+02 | 0.8838E+01 | 0.7465E+01 | 0.4895E+01 | 0.3721E+01 |

STATISTICS ON LOG ANNUAL MEANS(ALL DAYS)

| MEAN | VARIANCE | STANDARD DEVIATION | SKEWNESS | COEFF. OF VARIATION | SERIAL CORR |
|---|---|---|---|---|---|
| 0.2474E+01 | 0.6903E-01 | 0.2627E+00 | -0.2933E+01 | 0.1062E+00 | 0.2968E+00 |

ANNUAL PEAKS

| | | | |
|---|---|---|---|
| 1948 | 14000 | 1961 | 24300 |
| 1949 | 28000 | 1962 | 14600 |
| 1950 | 16000 | 1963 | 21800 |
| 1951 | 13800 | 1964 | 31400 |
| 1952 | 15000 | 1965 | 9180 |
| 1953 | 6100 | 1966 | 12700 |
| 1954 | 439 | 1967 | 9590 |
| 1955 | 12400 | 1968 | 26300 |
| 1956 | 8750 | 1969 | 14200 |
| 1957 | 22100 | 1970 | 14600 |
| 1958 | 13600 | 1971 | 16400 |
| 1959 | 52200 | 1972 | 15700 |
| 1960 | 31800 | 1973 | 9660 |

03367000 Muscatatuck River near Austin, Ind.

LOCATION.--Lat 38°46', long 85°49', in sec.23, T.4 N., R.6 E., at bridge on U.S. Highway 31, 2 miles (3 km) north of Austin and 4 miles (6 km) upstream from Stucker Creek.

DRAINAGE AREA.--365 mi² (945 km²).

DURATION TABLE OF DAILY DISCHARGE FOR YEAR ENDING SEPTEMBER 30

| CLASS | 0 | 1 | 2 | 3 | 4 | 5 | 6 | 7 | 8 | 9 | 10 | 11 | 12 | 13 | 14 | 15 | 16 | 17 | 18 | 19 | 20 | 21 | 22 | 23 | 24 | 25 | 26 | 27 | 28 | 29 | 30 | 31 | 32 | 33 | 34 | CFS-DAYS |
|---|---|---|---|---|---|---|---|---|---|---|---|---|---|---|---|---|---|---|---|---|---|---|---|---|---|---|---|---|---|---|---|---|---|---|---|---|
| YEAR | NUMBER OF DAYS IN CLASS | | | | | | | | | | | | | | | | | | | | | | | | | | | | | | | | | | | |
| 1933 | | | | | | | | | 8 | 21 | 18 | 15 | 20 | 18 | 19 | 11 | 20 | 32 | 16 | 18 | 19 | 17 | 22 | 24 | 20 | 21 | 9 | 5 | 2 | 1 | 7 | 2 | | | | 312964.1 |
| 1934 | | | | | | | | 13 | 19 | 12 | 19 | 24 | 20 | 70 | 48 | 35 | 22 | 18 | 16 | 13 | 9 | 6 | 6 | 3 | 4 | 5 | 3 | | | | | | | | | 48428.3 |
| 1935 | | | | | | | | 2 | 15 | 44 | 24 | 19 | 15 | 17 | 29 | 26 | 10 | 21 | 24 | 24 | 15 | 15 | 17 | 11 | 13 | 14 | 5 | 2 | 1 | 2 | | | | | | 135401.4 |
| 1937 | | | | | | | 2 | 4 | 3 | 6 | 9 | 14 | 22 | 34 | 30 | 38 | 29 | 43 | 13 | 20 | 16 | 10 | 17 | 12 | 15 | 10 | 6 | 3 | 1 | 1 | 4 | 3 | | | | 234714.5 |
| 1938 | | | | | | | | | | | 5 | 14 | 20 | 31 | 62 | 38 | 30 | 18 | 20 | 25 | 22 | 24 | 15 | 15 | 9 | 8 | 6 | 1 | 1 | 1 | | | | | | 117325.2 |
| 1939 | | | | | | | | 5 | 20 | 22 | 14 | 6 | 3 | 5 | 3 | 46 | 37 | 46 | 24 | 16 | 19 | 15 | 10 | 18 | 12 | 12 | 13 | 10 | 4 | | 2 | 2 | 1 | | | | 190595.4 |
| 1940 | | | | | | 1 | 15 | 10 | 57 | 25 | 37 | 15 | 10 | 15 | 14 | 5 | 9 | 8 | 33 | 28 | 23 | 18 | 11 | 9 | 6 | 4 | 5 | 3 | 3 | | | 1 | 1 | | | | 100305.8 |
| 1941 | | | 1 | 1 | | 2 | 17 | 18 | 14 | 17 | 13 | 36 | 43 | 37 | 41 | 35 | 25 | 21 | 13 | 7 | 9 | 2 | 2 | 2 | 3 | 1 | 2 | 1 | 1 | 1 | | | | | | 33655.0 |
| 1942 | | | | | | | 3 | 6 | 22 | 8 | 4 | 6 | 14 | 11 | 15 | 34 | 34 | 35 | 45 | 31 | 18 | 19 | 8 | 15 | 8 | 11 | 4 | 11 | 2 | | | 1 | | | | 114846.5 |
| 1943 | 3 | 2 | 1 | 1 | 5 | 1 | 4 | 5 | 30 | 9 | 14 | 16 | 7 | 7 | 16 | 24 | 15 | 41 | 43 | 17 | 18 | 16 | 14 | 15 | 15 | 10 | 4 | 7 | 3 | 1 | | | 1 | | | 124865.6 |

| CLASS | CFS | TOTAL | ACCUM | PERCT | CLASS | CFS | TOTAL | ACCUM | PERCT | CLASS | CFS | TOTAL | ACCUM | PERCT | CLASS | CFS | TOTAL | ACCUM | PERCT |
|---|---|---|---|---|---|---|---|---|---|---|---|---|---|---|---|---|---|---|---|
| 0 | 0.00 | 3 | 3651 | 100.0 | 9 | 2.90 | 126 | 3386 | 92.7 | 18 | 81.0 | 290 | 1485 | 40.7 | 27 | 2300 | 61 | 122 | 3.3 |
| 1 | 0.10 | 2 | 3648 | 99.9 | 10 | 4.10 | 165 | 3260 | 89.3 | 19 | 120.0 | 188 | 1195 | 32.7 | 28 | 3400 | 24 | 61 | 1.6 |
| 2 | 0.20 | 2 | 3646 | 99.9 | 11 | 6.00 | 154 | 3095 | 84.8 | 20 | 170.0 | 187 | 1007 | 27.6 | 29 | 4900 | 7 | 37 | 1.0 |
| 3 | 0.30 | 2 | 3644 | 99.8 | 12 | 8.70 | 163 | 2941 | 80.6 | 21 | 250.0 | 151 | 820 | 22.5 | 30 | 7100 | 7 | 30 | .8 |
| 4 | 0.40 | 5 | 3642 | 99.8 | 13 | 13.00 | 172 | 2778 | 76.1 | 22 | 360.0 | 117 | 669 | 18.3 | 31 | 10000 | 15 | 23 | .6 |
| 5 | 0.60 | 4 | 3637 | 99.6 | 14 | 18.00 | 259 | 2606 | 71.4 | 23 | 520.0 | 136 | 552 | 15.1 | 32 | 15000 | 8 | 8 | .2 |
| 6 | 0.90 | 39 | 3633 | 99.5 | 15 | 27.00 | 332 | 2347 | 64.3 | 24 | 760.0 | 109 | 416 | 11.4 | 33 | 22000 | | | |
| 7 | 1.40 | 46 | 3594 | 98.4 | 16 | 39.00 | 268 | 2015 | 55.2 | 25 | 1100.0 | 99 | 307 | 8.4 | 34 | | | | |
| 8 | 2.00 | 162 | 3548 | 97.2 | 17 | 56.00 | 262 | 1747 | 47.8 | 26 | 1600.0 | 86 | 208 | 5.7 | | | | | |

LOWEST MEAN DISCHARGE, IN CFS, AND RANKING, FOR THE FOLLOWING NUMBER OF CONSECUTIVE DAYS IN YEAR ENDING MARCH 31

| YEAR | 1 | | 3 | | 7 | | 14 | | 30 | | 60 | | 90 | | 120 | | 183 | | ANNUAL | |
|---|---|---|---|---|---|---|---|---|---|---|---|---|---|---|---|---|---|---|---|---|
| 1934 | 3.50 | 7 | 3.60 | 7 | 3.80 | 7 | 4.20 | 7 | 7.50 | 7 | 15.80 | 7 | 15.50 | 7 | 21.50 | 6 | 31.10 | 4 | 396.00 | 7 |
| 1935 | 2.00 | 6 | 2.40 | 6 | 2.70 | 6 | 3.10 | 6 | 3.80 | 6 | 4.90 | 5 | 7.70 | 3 | 9.90 | 3 | 15.40 | 2 | 241.00 | 2 |
| 1938 | 3.70 | 8 | 4.00 | 8 | 5.10 | 8 | 9.20 | 8 | 18.60 | 8 | 52.60 | 8 | 61.70 | 8 | 61.90 | 8 | 73.90 | 7 | 313.00 | 5 |
| 1939 | 1.80 | 5 | 1.80 | 5 | 1.90 | 4 | 1.90 | 3 | 3.00 | 5 | 7.90 | 6 | 12.90 | 6 | 30.60 | 7 | 89.80 | 8 | 425.00 | 8 |
| 1940 | 1.40 | 4 | 1.60 | 3 | 1.80 | 3 | 1.90 | 4 | 2.00 | 1 | 2.40 | 1 | 3.00 | 1 | 3.60 | 1 | 18.10 | 3 | 307.00 | 4 |
| 1941 | 0.80 | 2 | 0.90 | 2 | 1.00 | 2 | 1.30 | 1 | 2.00 | 2 | 4.70 | 4 | 5.50 | 2 | 6.70 | 2 | 8.80 | 1 | 200.00 | 1 |
| 1942 | 0.20 | 1 | 0.40 | 1 | 0.80 | 1 | 1.40 | 2 | 2.50 | 4 | 3.00 | 3 | 9.40 | 5 | 19.60 | 5 | 36.20 | 5 | 254.00 | 3 |
| 1943 | 1.10 | 3 | 1.80 | 4 | 2.00 | 5 | 2.00 | 5 | 2.00 | 3 | 2.40 | 2 | 8.20 | 4 | 14.00 | 4 | 53.40 | 6 | 381.00 | 6 |

HIGHEST MEAN DISCHARGE, IN CFS, AND RANKING, FOR THE FOLLOWING NUMBER OF CONSECUTIVE DAYS IN YEAR ENDING SEPTEMBER 30

| YEAR | 1 | | 3 | | 7 | | 15 | | 30 | | 60 | | 90 | | 120 | | 183 | | ANNUAL | |
|---|---|---|---|---|---|---|---|---|---|---|---|---|---|---|---|---|---|---|---|---|
| 1933 | 19600.0 | 2 | 12300.0 | 2 | 6200.0 | 2 | 3510.0 | 2 | 2960.0 | 2 | 2270.0 | 2 | 1910.0 | 2 | 1920.0 | 1 | 1610.0 | 1 | 857.0 | 1 |
| 1934 | 2900.0 | 10 | 2420.0 | 10 | 1360.0 | 10 | 1070.0 | 10 | 633.0 | 10 | 328.0 | 10 | 232.0 | 10 | 275.0 | 9 | 211.0 | 9 | 133.0 | 9 |
| 1935 | 8490.0 | 7 | 6420.0 | 6 | 3450.0 | 6 | 3030.0 | 6 | 2050.0 | 4 | 1430.0 | 4 | 1100.0 | 4 | 937.0 | 4 | 680.0 | 4 | 371.0 | 4 |
| 1937 | 21900.0 | 1 | 14700.0 | 1 | 11100.0 | 1 | 9140.0 | 1 | 5330.0 | 1 | 2910.0 | 1 | 2000.0 | 1 | 1620.0 | 2 | 1170.0 | 2 | 643.0 | 2 |
| 1938 | 7800.0 | 8 | 5250.0 | 8 | 2680.0 | 8 | 1620.0 | 7 | 1340.0 | 7 | 951.0 | 7 | 776.0 | 7 | 715.0 | 7 | 536.0 | 8 | 321.0 | 6 |
| 1939 | 15600.0 | 5 | 11300.0 | 3 | 5680.0 | 4 | 3470.0 | 3 | 2260.0 | 3 | 2060.0 | 3 | 1780.0 | 3 | 1380.0 | 3 | 996.0 | 3 | 522.0 | 3 |
| 1940 | 16700.0 | 4 | 11200.0 | 4 | 6080.0 | 3 | 3430.0 | 4 | 1900.0 | 5 | 1190.0 | 5 | 989.0 | 5 | 783.0 | 5 | 543.0 | 7 | 274.0 | 8 |
| 1941 | 5620.0 | 9 | 4290.0 | 9 | 2580.0 | 9 | 1510.0 | 9 | 800.0 | 9 | 425.0 | 9 | 290.0 | 9 | 230.0 | 10 | 173.0 | 10 | 92.2 | 10 |
| 1942 | 11200.0 | 6 | 6020.0 | 7 | 3090.0 | 7 | 1540.0 | 8 | 1190.0 | 8 | 863.0 | 8 | 738.0 | 8 | 705.0 | 8 | 579.0 | 6 | 315.0 | 7 |
| 1943 | 17000.0 | 3 | 9190.0 | 5 | 5350.0 | 5 | 3200.0 | 5 | 1680.0 | 6 | 1030.0 | 6 | 897.0 | 6 | 768.0 | 6 | 638.0 | 5 | 342.0 | 5 |

STATISTICS ON NORMAL MONTHLY MEANS(ALL DAYS)

| OCT | NOV | DEC | JAN | FEB | MARCH | APRIL | MAY | JUNE | JULY | AUG | SEPT |
|---|---|---|---|---|---|---|---|---|---|---|---|
| BY ROWS(MEAN,VARIANCE,STANDARD DEVIATION, SKEWNESS, COEFF. OF VARIATION,PERCENTAGE OF AVERAGE FLOW) | | | | | | | | | | | |
| 0.2731E+02 | 0.1199E+03 | 0.2506E+03 | 0.9304E+03 | 0.5045E+03 | 0.9705E+03 | 0.8469E+03 | 0.5050E+03 | 0.3048E+03 | 0.9235E+02 | 0.7427E+02 | 0.2063E+02 |
| 0.1068E+04 | 0.2369E+05 | 0.9459E+05 | 0.2755E+07 | 0.1665E+06 | 0.5230E+06 | 0.5109E+06 | 0.3811E+06 | 0.5591E+05 | 0.6234E+04 | 0.9295E+04 | 0.7112E+03 |
| 0.3268E+02 | 0.1539E+03 | 0.3076E+03 | 0.1660E+04 | 0.4081E+03 | 0.7236E+03 | 0.7147E+03 | 0.6173E+03 | 0.2365E+03 | 0.7896E+02 | 0.9641E+02 | 0.2667E+02 |
| 0.1681E+01 | 0.1587E+01 | 0.1381E+01 | 0.2375E+01 | 0.7057E+00 | 0.1588E+00 | 0.6319E+00 | 0.2138E+01 | 0.9238E+00 | 0.1476E+01 | 0.2141E+01 | 0.2176E+01 |
| 0.1197E+01 | 0.1284E+01 | 0.1227E+01 | 0.1784E+01 | 0.8089E+00 | 0.7456E+00 | 0.8439E+00 | 0.1222E+01 | 0.7759E+00 | 0.8549E+00 | 0.1298E+01 | 0.1293E+01 |
| 0.5878E+00 | 0.2580E+01 | 0.5393E+01 | 0.2002E+02 | 0.1086E+02 | 0.2088E+02 | 0.1822E+02 | 0.1087E+02 | 0.6558E+01 | 0.1987E+01 | 0.1598E+01 | 0.4439E+00 |

STATISTICS ON NORMAL ANNUAL MEANS(ALL DAYS)

| MEAN | VARIANCE | STANDARD DEVIATION | SKEWNESS | COEFF. OF VARIATION | SERIAL CORR |
|---|---|---|---|---|---|
| 0.3871E+03 | 0.5348E+05 | 0.2313E+03 | 0.8872E+00 | 0.5974E+00 | -0.2987E+00 |

STATISTICS ON LOG MONTHLY MEANS(ALL DAYS)

| OCT | NOV | DEC | JAN | FEB | MARCH | APRIL | MAY | JUNE | JULY | AUG | SEPT |
|---|---|---|---|---|---|---|---|---|---|---|---|
| BY ROWS(MEAN,VARIANCE,STANDARD DEVIATION, SKEWNESS, COEFF. OF VARIATION,PERCENTAGE OF AVERAGE FLOW) | | | | | | | | | | | |
| 0.1081E+01 | 0.1668E+01 | 0.1930E+01 | 0.2475E+01 | 0.2460E+01 | 0.2769E+01 | 0.2713E+01 | 0.2305E+01 | 0.2344E+01 | 0.1796E+01 | 0.1560E+01 | 0.1033E+01 |
| 0.4179E+00 | 0.5322E+00 | 0.6302E+00 | 0.4363E+00 | 0.3523E+00 | 0.3492E+00 | 0.2836E+00 | 0.6099E+00 | 0.1534E+00 | 0.2066E+00 | 0.3617E+00 | 0.2731E+00 |
| 0.6464E+00 | 0.7295E+00 | 0.7938E+00 | 0.6605E+00 | 0.5935E+00 | 0.5909E+00 | 0.5326E+00 | 0.7810E+00 | 0.3917E+00 | 0.4545E+00 | 0.6014E+00 | 0.5226E+00 |
| -0.3276E-01 | -0.3928E+00 | -0.2450E+00 | 0.7274E+00 | -0.8684E+00 | -0.1534E+01 | -0.8131E+00 | -0.8997E+00 | -0.3059E+00 | -0.8104E+00 | -0.5662E+00 | 0.3511E+00 |
| 0.5980E+00 | 0.4374E+00 | 0.4113E+00 | 0.2068E+00 | 0.2413E+00 | 0.2134E+00 | 0.1963E+00 | 0.3389E+00 | 0.1671E+00 | 0.2531E+00 | 0.3854E+00 | 0.5059E+00 |
| 0.4479E+01 | 0.6910E+01 | 0.7957E+01 | 0.1026E+02 | 0.1019E+02 | 0.1147E+02 | 0.1124E+02 | 0.9550E+01 | 0.9713E+01 | 0.7441E+01 | 0.6466E+01 | 0.4280E+01 |

STATISTICS ON LOG ANNUAL MEANS(ALL DAYS)

| MEAN | VARIANCE | STANDARD DEVIATION | SKEWNESS | COEFF. OF VARIATION | SERIAL CORR |
|---|---|---|---|---|---|
| 0.2509E+01 | 0.8532E-01 | 0.2921E+00 | -0.5985E+00 | 0.1164E+00 | -0.2141E+00 |

**ANNUAL PEAKS**

| | |
|---|---|
| 1933 | 26000 |
| 1934 | 3550 |
| 1935 | 11400 |
| 1936 | 9730 |
| 1937 | 25100 |
| 1938 | 9750 |
| 1939 | 22300 |
| 1940 | 21100 |
| 1941 | 6380 |
| 1942 | 12900 |
| 1943 | 19600 |
| 1944 | 10200 |
| 1945 | 24700 |
| 1946 | 12000 |
| 1947 | 13400 |
| 1948 | 12800 |
| 1949 | 23600 |
| 1950 | 15200 |
| 1951 | 13200 |
| 1952 | 9250 |
| 1953 | 4120 |
| 1954 | 540 |
| 1955 | 9800 |
| 1956 | 7900 |
| 1957 | 14800 |
| 1958 | 8750 |
| 1959 | 53900 |
| 1960 | 26900 |
| 1961 | 20100 |
| 1962 | 11000 |
| 1963 | 17800 |
| 1964 | 36600 |
| 1965 | 7100 |
| 1966 | 10400 |
| 1967 | 7440 |
| 1968 | 22200 |
| 1969 | 14700 |
| 1970 | 10900 |
| 1971 | 14000 |

## 03368000 Brush Creek near Nebraska, Ind.

LOCATION.--Lat 39°04'13", long 85°29'10", in NW¼NE¼ sec.11, T.7 N., R.9 E., Jennings County, on right bank at downstream side of county road bridge, 1.5 miles (2.4 km) northwest of Nebraska, 2.9 miles (4.7 km) northeast of Butlerville, and 3.6 miles (5.8 km) upstream from Brush Creek Dam.

DRAINAGE AREA.--11.4 mi² (29.5 km²).

DURATION TABLE OF DAILY DISCHARGE FOR YEAR ENDING SEPTEMBER 30

| CLASS | 0 | 1 | 2 | 3 | 4 | 5 | 6 | 7 | 8 | 9 | 10 | 11 | 12 | 13 | 14 | 15 | 16 | 17 | 18 | 19 | 20 | 21 | 22 | 23 | 24 | 25 | 26 | 27 | 28 | 29 | 30 | 31 | 32 | 33 | 34 |
|---|---|---|---|---|---|---|---|---|---|---|---|---|---|---|---|---|---|---|---|---|---|---|---|---|---|---|---|---|---|---|---|---|---|---|---|
| YEAR | NUMBER OF DAYS IN CLASS | | | | | | | | | | | | | | | | | | | | | | | | | | | | | | | | | | CFS_DAYS |
| 1956 | 41 | | | | | 3 | 8 | 10 | 17 | 44 | 49 | 20 | 32 | 21 | 19 | 21 | 15 | 14 | 11 | 6 | 10 | 6 | 6 | 6 | 3 | 3 | | 1 | | | | | | | 5382.2 |
| 1957 | 86 | | | | | 7 | 12 | 6 | 21 | 13 | 21 | 22 | 23 | 31 | 35 | 29 | 12 | 8 | 11 | 4 | 4 | 3 | 6 | 2 | 4 | 3 | 1 | 1 | | | | | | | 5076.8 |
| 1958 | 49 | | | | | 5 | 5 | 2 | 7 | 13 | 24 | 29 | 46 | 35 | 34 | 30 | 16 | 11 | 9 | 13 | 8 | 10 | 6 | 5 | 4 | 2 | | 2 | | | | | | | 6272.0 |
| 1959 | 57 | | | | | 3 | 20 | 12 | 12 | 17 | 30 | 36 | 35 | 24 | 22 | 29 | 16 | 16 | 7 | 6 | 8 | 5 | 5 | 3 | 1 | | | | | | | 1 | | | 4584.5 |
| 1960 | 43 | | | | | 9 | 20 | 5 | 6 | 29 | 33 | 24 | 41 | 32 | 22 | 26 | 16 | 13 | 12 | 12 | 9 | 2 | 1 | 5 | 4 | | 1 | | 1 | | | | | | 4828.3 |
| 1961 | 61 | | | | | 34 | 39 | 14 | 26 | 20 | 25 | 15 | 13 | 16 | 12 | 16 | 13 | 17 | 9 | 7 | 6 | 6 | 3 | 6 | 4 | | 1 | 1 | 1 | | | | | | 5658.6 |
| 1962 | 57 | | | | | 19 | 18 | 3 | 7 | 23 | 25 | 19 | 26 | 26 | 34 | 25 | 23 | 15 | 15 | 7 | 5 | 6 | 2 | 1 | 5 | 1 | 2 | | | 1 | | | | | 5927.9 |
| 1963 | 44 | | | | | 27 | 40 | 13 | 22 | 29 | 42 | 38 | 31 | 11 | 11 | 11 | 12 | 11 | 5 | 5 | 2 | 3 | 3 | | 2 | | 1 | 1 | 1 | | | | | | 3601.7 |
| 1964 | 179 | | | | | 13 | 34 | 9 | 5 | 11 | 14 | 10 | 10 | 15 | 14 | 13 | 7 | 6 | 8 | 5 | 4 | 3 | 1 | | 3 | 1 | | | | 1 | | | | | 3398.5 |
| 1965 | 136 | | | | | 9 | 22 | 8 | 7 | 13 | 9 | 14 | 15 | 24 | 23 | 24 | 12 | 9 | 13 | 5 | 9 | 3 | 7 | 3 | | | | | | | | | | | 2832.2 |
| 1966 | 77 | | | | | 12 | 10 | 6 | 19 | 12 | 35 | 22 | 32 | 31 | 33 | 21 | 15 | 10 | 7 | 9 | 1 | 5 | 3 | 2 | 1 | 2 | | | | | | | | | 2923.2 |
| 1967 | 94 | | | | | 23 | 16 | 5 | 5 | 5 | 28 | 19 | 32 | 31 | 20 | 21 | 18 | 12 | 8 | 10 | 2 | 6 | 2 | 5 | 1 | 2 | | | | | | | | | 3438.1 |
| 1968 | 73 | | | | | 23 | 28 | 8 | 16 | 36 | 20 | 10 | 17 | 13 | 15 | 20 | 19 | 18 | 12 | 7 | 8 | 8 | 4 | 2 | 1 | 4 | 1 | | | 1 | | | | | 5519.7 |
| 1969 | 51 | | | 11 | | 6 | 12 | 13 | 12 | 5 | 18 | 30 | 25 | 40 | 24 | 29 | 20 | 14 | 8 | 13 | 13 | 2 | 8 | 2 | 3 | 3 | 1 | 1 | 1 | | | | | | 4479.0 |
| 1970 | 75 | 5 | 1 | 8 | 8 | 11 | 10 | 28 | 5 | 8 | 16 | 28 | 22 | 21 | 17 | 21 | 18 | 10 | 12 | 14 | 9 | 6 | 4 | 3 | 2 | | 1 | 2 | | | | | | | 3387.3 |
| 1971 | 6 | 4 | 5 | 1 | 6 | 12 | 16 | 36 | 31 | 33 | 39 | 38 | 25 | 19 | 14 | 18 | 13 | 11 | 6 | 5 | 11 | 6 | 4 | 2 | 2 | 1 | | 1 | | | | | | | 2788.0 |
| 1972 | 44 | | | | 2 | | 14 | 13 | 6 | 26 | 33 | 32 | 19 | 26 | 22 | 17 | 30 | 20 | 20 | 10 | 7 | 7 | 7 | 3 | 3 | 2 | 2 | | 1 | | | | | | 4299.2 |
| 1973 | 17 | | | | 5 | 3 | 21 | 19 | 5 | 10 | 5 | 7 | 10 | 23 | 29 | 37 | 35 | 24 | 15 | 27 | 20 | 14 | 14 | 6 | 7 | 6 | 3 | 1 | 2 | | | | | | 8517.3 |

| CLASS | CFS | TOTAL | ACCUM | PERCT | CLASS | CFS | TOTAL | ACCUM | PERCT | CLASS | CFS | TOTAL | ACCUM | PERCT | CLASS | CFS | TOTAL | ACCUM | PERCT |
|---|---|---|---|---|---|---|---|---|---|---|---|---|---|---|---|---|---|---|---|
| 0 | 0.00 | 1190 | 6575 | 100.0 | 9 | 0.50 | 252 | 4496 | 68.4 | 18 | 13.0 | 221 | 1008 | 15.3 | 27 | 330 | 11 | 29 | .4 |
| 1 | 0.01 | 9 | 5385 | 81.9 | 10 | 0.70 | 378 | 4244 | 64.5 | 19 | 18.0 | 196 | 787 | 12.0 | 28 | 470 | 11 | 18 | .2 |
| 2 | 0.02 | 6 | 5376 | 81.8 | 11 | 1.00 | 490 | 3866 | 58.8 | 20 | 26.0 | 156 | 591 | 9.0 | 29 | 670 | 3 | 7 | .1 |
| 3 | 0.04 | 20 | 5370 | 81.7 | 12 | 1.50 | 379 | 3376 | 51.3 | 21 | 38.0 | 111 | 435 | 6.6 | 30 | 960 | 3 | 4 | .0 |
| 4 | 0.05 | 21 | 5350 | 81.4 | 13 | 2.10 | 482 | 2997 | 45.6 | 22 | 54.0 | 103 | 324 | 4.9 | 31 | 1400 | 1 | 1 | .0 |
| 5 | 0.08 | 32 | 5329 | 81.0 | 14 | 3.10 | 416 | 2515 | 38.3 | 23 | 78.0 | 65 | 221 | 3.4 | 32 | | | | |
| 6 | 0.10 | 260 | 5297 | 80.6 | 15 | 4.40 | 416 | 2099 | 31.9 | 24 | 110.0 | 57 | 156 | 2.4 | 33 | | | | |
| 7 | 0.20 | 381 | 5037 | 76.6 | 16 | 6.30 | 402 | 1683 | 25.6 | 25 | 160.0 | 45 | 99 | 1.5 | 34 | | | | |
| 8 | 0.40 | 160 | 4656 | 70.8 | 17 | 9.00 | 273 | 1281 | 19.5 | 26 | 230.0 | 25 | 54 | 0.8 | | | | | |

LOWEST MEAN DISCHARGE, IN CFS, AND RANKING, FOR THE FOLLOWING NUMBER OF CONSECUTIVE DAYS IN YEAR ENDING MARCH 31

| YEAR | 1 | | 3 | | 7 | | 14 | | 30 | | 60 | | 90 | | 120 | | 183 | | ANNUAL | |
|---|---|---|---|---|---|---|---|---|---|---|---|---|---|---|---|---|---|---|---|---|
| 1957 | 0.00 | 1 | 0.00 | 1 | 0.00 | 1 | 0.00 | 1 | 0.08 | 14 | 0.12 | 10 | 2.56 | 16 | 2.19 | 16 | 2.94 | 15 | 10.50 | 10 |
| 1958 | 0.00 | 2 | 0.00 | 2 | 0.00 | 2 | 0.00 | 2 | 0.00 | 1 | 0.00 | 1 | 0.00 | 1 | 0.26 | 7 | 6.32 | 16 | 15.80 | 12 |
| 1959 | 0.00 | 3 | 0.00 | 3 | 0.03 | 16 | 0.12 | 16 | 0.83 | 17 | 3.05 | 17 | 4.69 | 17 | 5.31 | 17 | 11.00 | 17 | 22.00 | 17 |
| 1960 | 0.00 | 4 | 0.00 | 4 | 0.00 | 3 | 0.00 | 3 | 0.00 | 2 | 0.10 | 9 | 0.38 | 10 | 0.50 | 8 | 0.98 | 6 | 8.61 | 6 |
| 1961 | 0.00 | 5 | 0.00 | 5 | 0.00 | 4 | 0.00 | 4 | 0.01 | 10 | 0.20 | 14 | 0.22 | 9 | 0.25 | 6 | 0.71 | 5 | 13.90 | 11 |
| 1962 | 0.00 | 6 | 0.00 | 6 | 0.00 | 5 | 0.00 | 5 | 0.12 | 15 | 0.35 | 15 | 0.49 | 13 | 0.84 | 13 | 1.60 | 9 | 16.30 | 14 |
| 1963 | 0.00 | 7 | 0.00 | 7 | 0.00 | 6 | 0.00 | 6 | 0.02 | 11 | 0.19 | 12 | 0.51 | 14 | 0.70 | 11 | 1.29 | 8 | 16.20 | 13 |
| 1964 | 0.00 | 8 | 0.00 | 8 | 0.00 | 7 | 0.00 | 7 | 0.00 | 3 | 0.00 | 2 | 0.00 | 2 | 0.00 | 1 | 0.27 | 2 | 7.44 | 2 |
| 1965 | 0.00 | 9 | 0.00 | 9 | 0.00 | 8 | 0.00 | 8 | 0.00 | 4 | 0.00 | 3 | 0.00 | 3 | 0.00 | 2 | 0.39 | 3 | 7.97 | 5 |
| 1966 | 0.00 | 10 | 0.00 | 10 | 0.00 | 9 | 0.00 | 9 | 0.05 | 13 | 0.20 | 13 | 0.45 | 12 | 0.51 | 9 | 1.74 | 10 | 7.75 | 4 |
| 1967 | 0.00 | 11 | 0.00 | 11 | 0.00 | 10 | 0.00 | 10 | 0.02 | 12 | 0.07 | 8 | 0.12 | 7 | 0.22 | 5 | 1.03 | 7 | 7.72 | 3 |
| 1968 | 0.00 | 12 | 0.00 | 12 | 0.00 | 11 | 0.00 | 11 | 0.00 | 5 | 0.00 | 4 | 0.01 | 4 | 0.01 | 3 | 0.18 | 1 | 10.10 | 9 |
| 1969 | 0.00 | 13 | 0.00 | 13 | 0.00 | 12 | 0.00 | 12 | 0.00 | 6 | 0.03 | 6 | 0.08 | 5 | 1.40 | 14 | 1.99 | 12 | 18.20 | 15 |
| 1970 | 0.00 | 14 | 0.00 | 14 | 0.00 | 13 | 0.00 | 13 | 0.00 | 7 | 0.01 | 5 | 0.22 | 8 | 0.74 | 12 | 2.12 | 13 | 9.46 | 7 |
| 1971 | 0.00 | 15 | 0.00 | 15 | 0.00 | 14 | 0.00 | 14 | 0.00 | 8 | 0.04 | 7 | 0.11 | 6 | 0.16 | 4 | 0.68 | 4 | 10.00 | 8 |
| 1972 | 0.00 | 16 | 0.00 | 16 | 0.03 | 17 | 0.19 | 17 | 0.41 | 16 | 0.97 | 16 | 1.36 | 15 | 1.48 | 15 | 1.88 | 11 | 6.85 | 1 |
| 1973 | 0.00 | 17 | 0.00 | 17 | 0.00 | 15 | 0.00 | 15 | 0.00 | 9 | 0.13 | 11 | 0.39 | 11 | 0.64 | 10 | 2.47 | 14 | 18.80 | 16 |

HIGHEST MEAN DISCHARGE, IN CFS, AND RANKING, FOR THE FOLLOWING NUMBER OF CONSECUTIVE DAYS IN YEAR ENDING SEPTEMBER 30

| YEAR | 1 | | 3 | | 7 | | 15 | | 30 | | 60 | | 90 | | 120 | | 183 | | ANNUAL | |
|---|---|---|---|---|---|---|---|---|---|---|---|---|---|---|---|---|---|---|---|---|
| 1956 | 525.0 | 12 | 297.0 | 9 | 145.0 | 11 | 69.3 | 15 | 52.8 | 12 | 38.4 | 11 | 31.5 | 12 | 30.7 | 5 | 23.1 | 7 | 14.7 | 6 |
| 1957 | 605.0 | 8 | 284.0 | 11 | 160.0 | 9 | 82.9 | 12 | 45.4 | 15 | 42.1 | 9 | 32.6 | 10 | 30.0 | 6 | 25.7 | 5 | 13.9 | 7 |
| 1958 | 573.0 | 11 | 294.0 | 10 | 165.0 | 8 | 96.2 | 11 | 55.1 | 11 | 35.8 | 13 | 33.5 | 8 | 28.9 | 7 | 22.3 | 8 | 17.2 | 2 |
| 1959 | 1460.0 | 1 | 553.0 | 3 | 267.0 | 2 | 133.0 | 3 | 81.7 | 4 | 56.0 | 3 | 41.2 | 4 | 33.1 | 4 | 24.0 | 6 | 12.6 | 9 |
| 1960 | 876.0 | 5 | 346.0 | 7 | 153.0 | 10 | 99.2 | 10 | 55.2 | 10 | 31.7 | 16 | 24.1 | 17 | 22.4 | 15 | 21.7 | 11 | 13.2 | 8 |
| 1961 | 851.0 | 6 | 554.0 | 2 | 249.0 | 5 | 129.0 | 5 | 85.0 | 3 | 54.2 | 4 | 58.2 | 1 | 44.6 | 1 | 30.2 | 2 | 15.5 | 4 |
| 1962 | 1370.0 | 2 | 587.0 | 1 | 259.0 | 3 | 139.0 | 1 | 76.3 | 6 | 40.7 | 10 | 32.4 | 11 | 26.5 | 12 | 29.4 | 3 | 16.2 | 3 |
| 1963 | 708.0 | 7 | 333.0 | 8 | 211.0 | 6 | 125.0 | 6 | 90.9 | 1 | 50.5 | 6 | 35.5 | 5 | 27.7 | 10 | 18.9 | 12 | 9.9 | 12 |
| 1964 | 1260.0 | 3 | 527.0 | 4 | 256.0 | 4 | 132.0 | 4 | 72.2 | 7 | 50.7 | 5 | 34.4 | 7 | 27.5 | 11 | 18.2 | 13 | 9.3 | 15 |
| 1965 | 149.0 | 18 | 113.0 | 18 | 70.9 | 18 | 48.2 | 17 | 35.4 | 17 | 25.6 | 17 | 24.7 | 15 | 21.1 | 16 | 14.9 | 16 | 7.8 | 17 |
| 1966 | 299.0 | 16 | 138.0 | 17 | 83.0 | 16 | 47.8 | 18 | 28.5 | 18 | 22.0 | 18 | 20.6 | 18 | 19.2 | 18 | 14.5 | 17 | 8.0 | 16 |
| 1967 | 296.0 | 17 | 152.0 | 16 | 92.1 | 15 | 70.3 | 14 | 50.9 | 13 | 31.8 | 15 | 27.2 | 14 | 22.9 | 14 | 17.9 | 15 | 9.4 | 13 |
| 1968 | 1010.0 | 4 | 452.0 | 5 | 269.0 | 1 | 134.0 | 2 | 85.3 | 2 | 58.8 | 2 | 46.5 | 2 | 35.8 | 3 | 28.5 | 4 | 15.1 | 5 |
| 1969 | 590.0 | 10 | 396.0 | 6 | 169.0 | 7 | 117.0 | 7 | 68.1 | 8 | 44.1 | 8 | 33.0 | 9 | 27.8 | 9 | 22.3 | 9 | 12.3 | 10 |
| 1970 | 376.0 | 15 | 153.0 | 15 | 81.7 | 17 | 60.4 | 16 | 43.5 | 16 | 37.0 | 12 | 30.2 | 13 | 25.0 | 13 | 18.1 | 14 | 9.3 | 14 |
| 1971 | 507.0 | 13 | 199.0 | 13 | 134.0 | 13 | 80.6 | 13 | 50.5 | 14 | 33.3 | 14 | 24.1 | 16 | 19.4 | 17 | 13.6 | 18 | 7.6 | 18 |
| 1972 | 470.0 | 14 | 193.0 | 14 | 126.0 | 14 | 101.0 | 9 | 60.0 | 9 | 45.3 | 7 | 35.0 | 6 | 28.5 | 8 | 22.2 | 10 | 11.7 | 11 |
| 1973 | 594.0 | 9 | 220.0 | 12 | 137.0 | 12 | 112.0 | 8 | 80.8 | 5 | 61.3 | 1 | 44.5 | 3 | 43.2 | 2 | 35.6 | 1 | 23.3 | 1 |

STATISTICS CN NORMAL MONTHLY MEANS(ALL DAYS)

| OCT | NCV | DEC | JAN | FEB | MARCH | APRIL | MAY | JUNE | JULY | AUG | SEPT |
|---|---|---|---|---|---|---|---|---|---|---|---|
| BY ROWS(MEAN,VARIANCE,STANDARD DEVIATION, SKEWNESS, COEFF. OF VARIATION,PERCENTAGE OF AVERAGE FLOW) | | | | | | | | | | | |
| 0.1234E+01 | 0.4408E+01 | 0.1254E+02 | 0.1762E+02 | 0.2048E+02 | 0.3062E+02 | 0.2351E+02 | 0.2002E+02 | 0.8147E+01 | 0.1058E+02 | 0.1233E+01 | 0.1228E+01 |
| 0.2598E+01 | 0.4421E+02 | 0.1508E+03 | 0.3449E+03 | 0.2400E+03 | 0.6788E+03 | 0.2453E+03 | 0.5470E+03 | 0.1826E+03 | 0.3424E+03 | 0.3658E+01 | 0.6936E+01 |
| 0.1732E+01 | 0.6649E+01 | 0.1228E+02 | 0.1857E+02 | 0.1549E+02 | 0.2605E+02 | 0.1566E+02 | 0.2339E+02 | 0.1351E+02 | 0.1850E+02 | 0.1913E+01 | 0.2634E+01 |
| 0.1716E+01 | 0.2279E+01 | 0.1298E+01 | 0.2089E+01 | 0.6937E+00 | 0.1216E+01 | 0.7067E+00 | 0.1398E+01 | 0.2201E+01 | 0.2519E+01 | 0.2433E+01 | 0.2451E+01 |
| 0.1403E+01 | 0.1509E+01 | 0.5794E+00 | 0.1054E+01 | 0.7564E+00 | 0.8508E+00 | 0.6662E+00 | 0.1168E+01 | 0.1659E+01 | 0.1749E+01 | 0.1551E+01 | 0.2145E+01 |
| 0.8139E+00 | 0.2907E+01 | 0.8269E+01 | 0.1162E+02 | 0.1351E+02 | 0.2020E+02 | 0.1550E+02 | 0.1320E+02 | 0.5373E+01 | 0.6980E+01 | 0.8132E+00 | 0.8099E+00 |

STATISTICS CN NORMAL ANNUAL MEANS(ALL DAYS)

| MEAN | VARIANCE | STANDARD DEVIATION | SKEWNESS | COEFF. OF VARIATION | SERIAL CORR |
|---|---|---|---|---|---|
| 0.1261E+02 | 0.1648E+02 | 0.4059E+01 | 0.9555E+00 | 0.3219E+00 | 0.3617E+00 |

STATISTICS CN LOG MCNTHLY MEANS(ALL DAYS)

| OCT | NOV | DEC | JAN | FEB | MARCH | APRIL | MAY | JUNE | JULY | AUG | SEPT |
|---|---|---|---|---|---|---|---|---|---|---|---|
| BY ROWS(MEAN,VARIANCE,STANDARD DEVIATION, SKEWNESS, COEFF. OF VARIATION,PERCENTAGE OF AVERAGE FLOW) | | | | | | | | | | | |
| -0.1451E+00 | 0.3378E+00 | 0.8328E+00 | 0.1076E+01 | 0.1152E+01 | 0.1339E+01 | 0.1255E+01 | 0.9840E+00 | 0.4121E+00 | 0.3202E+00 | -0.2490E+00 | -0.3724E+00 |
| 0.4117E+00 | 0.2829E+00 | 0.3407E+00 | 0.1457E+00 | 0.1872E+00 | 0.1418E+00 | 0.1286E+00 | 0.3261E+00 | 0.4961E+00 | 0.9142E+00 | 0.3729E+00 | 0.5991E+00 |
| 0.6416E+00 | 0.5319E+00 | 0.5837E+00 | 0.3817E+00 | 0.4327E+00 | 0.3766E+00 | 0.3587E+00 | 0.5710E+00 | 0.7044E+00 | 0.9561E+00 | 0.6106E+00 | 0.7740E+00 |
| -0.8775E+00 | 0.2687E+00 | -0.7478E+00 | 0.4443E+00 | -0.7552E+00 | -0.1880E-01 | -0.6222E+00 | 0.9508E-01 | 0.1287E+00 | -0.4051E+00 | -0.3172E+00 | 0.5575E-01 |
| -0.4421E+01 | 0.1575E+01 | 0.7009E+00 | 0.3548E+00 | 0.3757E+00 | 0.2812E+00 | 0.2858E+00 | 0.5803E+00 | 0.1709E+01 | 0.2986E+01 | -0.2453E+01 | -0.2078E+01 |
| -0.2091E+01 | 0.4866E+01 | 0.1200E+02 | 0.1550E+02 | 0.1659E+02 | 0.1929E+02 | 0.1808E+02 | 0.1417E+02 | 0.5936E+01 | 0.4612E+01 | -0.3586E+01 | -0.5365E+01 |

STATISTICS CN LOG ANNUAL MEANS(ALL DAYS)

| MEAN | VARIANCE | STANDARD DEVIATION | SKEWNESS | COEFF. OF VARIATION | SERIAL CORR |
|---|---|---|---|---|---|
| 0.1081E+01 | 0.1822E-01 | 0.1350E+00 | 0.2122E+00 | 0.1249E+00 | 0.4610E+00 |

ANNUAL PEAKS

| | |
|---|---|
| 1956 | 1870 |
| 1957 | 2080 |
| 1958 | 2360 |
| 1959 | 2730 |
| 1960 | 2540 |
| 1961 | 2250 |
| 1962 | 3120 |
| 1963 | 2540 |
| 1964 | 1980 |
| 1965 | 1710 |
| 1966 | 990 |
| 1967 | 1240 |
| 1968 | 3440 |
| 1969 | 1650 |
| 1970 | 1500 |
| 1971 | 1460 |
| 1972 | 1780 |
| 1973 | 1720 |

## 03369000 Vernon Fork near Butlerville, Ind.

LOCATION.--Lat 39°02'55", long 85°32'40", in NW¼SE¼ sec.17, T.7 N., R.9 E., Jennings County, on left bank 0.3 mile (0.5 km) downstream from Muscatatuck State School dam, 1.2 miles (1.9 km) downstream from Brush Creek, and 2 miles (3 km) northwest of Butlerville.

DRAINAGE AREA.--85.9 mi² (222.5 km²).

REMARKS.--Water supply for the Muscatatuck State School is diverted and the sewage effluent returned above station. Flow regulated by Brush Creek Reservoir.

### DURATION TABLE OF DAILY DISCHARGE FOR YEAR ENDING SEPTEMBER 30

| CLASS | 0 | 1 | 2 | 3 | 4 | 5 | 6 | 7 | 8 | 9 | 10 | 11 | 12 | 13 | 14 | 15 | 16 | 17 | 18 | 19 | 20 | 21 | 22 | 23 | 24 | 25 | 26 | 27 | 28 | 29 | 30 | 31 | 32 | 33 | 34 | |
|---|---|---|---|---|---|---|---|---|---|---|---|---|---|---|---|---|---|---|---|---|---|---|---|---|---|---|---|---|---|---|---|---|---|---|---|---|
| YEAR | NUMBER OF DAYS IN CLASS | | | | | | | | | | | | | | | | | | | | | | | | | | | | | | | | | | | CFS-DAYS |
| 1942 | | | | | | | | | | 7 | 14 | 3 | 24 | 12 | 11 | 7 | 11 | 18 | 15 | 11 | 13 | 13 | 8 | 5 | 5 | 4 | | 1 | | 1 | | | | | | 9418.7 |
| 1943 | | | | | | 1 | 21 | 7 | 19 | 6 | 16 | 19 | 16 | 24 | 7 | 14 | 18 | 32 | 35 | 28 | 22 | 20 | 18 | 8 | 11 | 8 | 6 | 3 | 1 | 3 | | | 2 | | | | 32725.3 |
| 1944 | 6 | | | | | 4 | 14 | 35 | 53 | 30 | 17 | 21 | 29 | 16 | 13 | 6 | 5 | 12 | 8 | 13 | 20 | 19 | 15 | 6 | 6 | 7 | 3 | 4 | 2 | 1 | 1 | | | | | 19445.5 |
| 1945 | 17 | | | | | 2 | 6 | 2 | 3 | 10 | 10 | 20 | 36 | 17 | 22 | 10 | 18 | 20 | 22 | 27 | 28 | 19 | 19 | 12 | 13 | 6 | 5 | 4 | 5 | 8 | 3 | | | 1 | | 47934.9 |
| 1946 | | | | | | | | 7 | 10 | 11 | 24 | 20 | 15 | 13 | 23 | 12 | 23 | 38 | 23 | 27 | 38 | 26 | 20 | 9 | 13 | 5 | | 4 | 1 | 3 | | | | | | 32421.5 |
| 1947 | | | | | | | 3 | 8 | 6 | 7 | 5 | 1 | 6 | 25 | 26 | 34 | 16 | 36 | 20 | 18 | 24 | 30 | 27 | 19 | 10 | 13 | 6 | 8 | 5 | 10 | 1 | 1 | | | | 51277.8 |
| 1948 | | | | | | 6 | 9 | 2 | 2 | 10 | 7 | 17 | 24 | 30 | 43 | 42 | 23 | 23 | 16 | 24 | 24 | 18 | 10 | 14 | 6 | 5 | 2 | 4 | 3 | | | 2 | | | | 23830.8 |
| 1949 | 3 | | | | | 1 | 1 | 5 | 12 | 10 | 7 | 14 | 19 | 18 | 18 | 19 | 19 | 20 | 23 | 32 | 30 | 29 | 29 | 14 | 10 | 10 | 2 | 4 | 5 | 5 | 3 | 1 | 1 | 1 | | 53213.2 |
| 1950 | | | | | | | | | | | | | 1 | 12 | 12 | 8 | 37 | 36 | 33 | 31 | 37 | 38 | 33 | 22 | 17 | 13 | 8 | 7 | 5 | 8 | 5 | | 2 | | | 68494.0 |
| 1951 | | | | | | | | 1 | 11 | 25 | 11 | 6 | 6 | 11 | 18 | 30 | 18 | 13 | 17 | 26 | 48 | 26 | 27 | 16 | 20 | 10 | 7 | 6 | 3 | 5 | 1 | 2 | 1 | | | 48784.2 |
| 1952 | | | | | | | 22 | 12 | 11 | 15 | 15 | 16 | 23 | 14 | 11 | 11 | 19 | 28 | 14 | 26 | 29 | 32 | 14 | 13 | 11 | 5 | 14 | 4 | 3 | 3 | | 1 | | | | 33439.0 |
| 1953 | | | | | | 1 | 7 | 6 | 19 | 37 | 34 | 24 | 13 | 5 | 12 | 11 | 11 | 18 | 27 | 26 | 33 | 26 | 17 | 11 | 6 | 7 | 6 | 3 | 5 | | | | | | | 22845.3 |
| 1954 | | | | | | 19 | 8 | 11 | 53 | 61 | 26 | 30 | 10 | 4 | 10 | 18 | 28 | 29 | 19 | 14 | 7 | 6 | 5 | 1 | 5 | 1 | | | | | | | | | | 4771.3 |
| 1955 | | | | | | 2 | 3 | 7 | 20 | 30 | 21 | 13 | 21 | 26 | 16 | 24 | 13 | 23 | 21 | 19 | 24 | 20 | 19 | 13 | 7 | 7 | 4 | 8 | 1 | 1 | 2 | | | | | 26481.3 |
| 1956 | | | | | | | | | | 3 | 22 | 7 | 5 | 8 | 32 | 39 | 27 | 26 | 25 | 29 | 29 | 24 | 31 | 16 | 18 | 10 | 4 | 4 | 2 | 4 | | 1 | | | | 35489.5 |
| 1957 | | | | | | | | | 5 | 28 | 46 | 18 | 10 | 11 | 10 | 15 | 21 | 23 | 27 | 32 | 41 | 22 | 18 | 10 | 3 | 7 | 5 | 3 | 3 | 3 | 2 | 1 | 1 | | | 36660.6 |
| 1958 | | | | | | | | 14 | 13 | 1 | | 4 | 4 | 10 | 6 | 17 | 17 | 31 | 43 | 41 | 37 | 36 | 22 | 22 | 11 | 8 | 8 | 9 | 2 | 5 | 3 | 1 | | | | 46576.2 |
| 1959 | | | | | | | | | 2 | 11 | 7 | 23 | 21 | 11 | 13 | 32 | 19 | 36 | 33 | 29 | 34 | 19 | 26 | 21 | 12 | 7 | 3 | 1 | 2 | 2 | | | | 1 | | 36756.4 |
| 1960 | | | | | | | | | | 5 | 5 | 8 | 26 | 20 | 21 | 32 | 19 | 38 | 40 | 40 | 31 | 16 | 20 | 18 | 12 | 4 | 4 | 2 | 1 | 3 | | | | 1 | | 30122.7 |
| 1961 | | | | | | | | | | 3 | 19 | 12 | 16 | 37 | 55 | 53 | 20 | 21 | 17 | 15 | 13 | 17 | 16 | 13 | 6 | 12 | 6 | 6 | 2 | 2 | 2 | | 2 | | | 37579.2 |
| 1962 | | | | | | | | | 1 | 18 | 22 | 24 | 18 | 15 | 10 | 30 | 18 | 24 | 32 | 32 | 35 | 24 | 21 | 10 | 14 | 4 | 3 | 1 | 5 | 1 | 2 | | 1 | | | 31856.0 |
| 1963 | | | | | | | | | 3 | 10 | 7 | 20 | 33 | 26 | 34 | 41 | 40 | 26 | 33 | 21 | 18 | 12 | 16 | 8 | 2 | 7 | | 3 | | 1 | 4 | | | | | 22837.9 |
| 1964 | | | | | | | | | 19 | 42 | 28 | 16 | 34 | 47 | 32 | 26 | 17 | 23 | 12 | 10 | 16 | 14 | 6 | 5 | 5 | 5 | 3 | 2 | 1 | 1 | | | 1 | 1 | | 23880.6 |
| 1965 | | | | | | | | | | 6 | 25 | 57 | 35 | 30 | 21 | 16 | 15 | 20 | 18 | 26 | 20 | 20 | 13 | 11 | 11 | 8 | 7 | 4 | 2 | | | | | | | 20862.1 |
| 1966 | | | | | | | | | | | | 21 | 41 | 18 | 28 | 32 | 39 | 33 | 34 | 27 | 19 | 22 | 12 | 11 | 11 | 5 | 6 | 2 | 1 | 3 | | | | | | 22431.3 |
| 1967 | | | | | | | | 5 | | 14 | 8 | 51 | 31 | 10 | 16 | 14 | 19 | 20 | 33 | 29 | 26 | 21 | 20 | 16 | 9 | 11 | 3 | 3 | | 4 | 2 | | | | | 28547.4 |
| 1968 | 3 | 1 | 1 | | | 3 | 6 | 2 | 12 | 7 | 12 | 24 | 13 | 27 | 15 | 32 | 22 | 16 | 20 | 16 | 31 | 21 | 25 | 16 | 11 | 10 | 9 | 1 | 7 | 1 | 1 | | | | 1 | 39967.6 |
| 1969 | | | | | | | 2 | 2 | 24 | 9 | 11 | 15 | 11 | 14 | 16 | 19 | 31 | 28 | 38 | 31 | 28 | 17 | 19 | 15 | 10 | 10 | 3 | 7 | 1 | | 2 | 2 | | | | 33135.9 |
| 1970 | | | | | | | | | 3 | 15 | 17 | 59 | 16 | 26 | 11 | 11 | 31 | 24 | 17 | 21 | 30 | 18 | 21 | 16 | 15 | 1 | 6 | 2 | | 2 | 1 | 2 | | | | 29260.6 |
| 1971 | | | | | | 2 | 4 | 4 | | 2 | 7 | 10 | 14 | 41 | 32 | 36 | 36 | 43 | 30 | 24 | 16 | 14 | 14 | 13 | 7 | 8 | 5 | 1 | 1 | | | 1 | | | | 19522.9 |
| 1972 | | | | | | | 1 | 2 | 8 | 7 | 2 | 11 | 24 | 9 | 12 | 35 | 26 | 25 | 22 | 42 | 34 | 34 | 24 | 14 | 11 | 9 | 5 | 4 | 1 | 3 | | 1 | | | | 31061.1 |
| 1973 | | | | | | | | | 3 | 6 | 12 | 9 | 7 | 13 | 15 | 8 | 12 | 12 | 25 | 44 | 43 | 32 | 26 | 31 | 14 | 15 | 17 | 10 | 3 | 4 | 4 | | | | | 54831.6 |

| CLASS | CFS | TOTAL | ACCUM | PERCT | CLASS | CFS | TOTAL | ACCUM | PERCT | CLASS | CFS | TOTAL | ACCUM | PERCT | CLASS | CFS | TOTAL | ACCUM | PERCT |
|---|---|---|---|---|---|---|---|---|---|---|---|---|---|---|---|---|---|---|---|
| 0 | 0.00 | 29 | 11506 | 100.0 | 9 | 0.60 | 445 | 10893 | 94.7 | 18 | 19.0 | 807 | 5365 | 46.6 | 27 | 580 | 121 | 357 | 3.1 |
| 1 | 0.02 | 1 | 11477 | 99.7 | 10 | 0.90 | 444 | 10448 | 90.8 | 19 | 28.0 | 827 | 4558 | 39.6 | 28 | 850 | 76 | 236 | 2.0 |
| 2 | 0.04 | 1 | 11476 | 99.7 | 11 | 1.30 | 597 | 10004 | 86.9 | 20 | 40.0 | 867 | 3731 | 32.4 | 29 | 1200 | 85 | 160 | 1.3 |
| 3 | 0.06 | 0 | 11475 | 99.7 | 12 | 1.90 | 607 | 9407 | 81.8 | 21 | 59.0 | 717 | 2864 | 24.9 | 30 | 1800 | 42 | 75 | .6 |
| 4 | 0.09 | 0 | 11475 | 99.7 | 13 | 2.80 | 602 | 8800 | 76.5 | 22 | 86.0 | 617 | 2147 | 18.7 | 31 | 2700 | 16 | 33 | .2 |
| 5 | 0.10 | 41 | 11475 | 99.7 | 14 | 4.10 | 611 | 8198 | 71.2 | 23 | 130.0 | 440 | 1530 | 13.3 | 32 | 3900 | 11 | 17 | .1 |
| 6 | 0.20 | 107 | 11434 | 99.4 | 15 | 6.00 | 745 | 7587 | 65.9 | 24 | 190.0 | 318 | 1090 | 9.5 | 33 | 5700 | 4 | 6 | |
| 7 | 0.30 | 125 | 11327 | 98.4 | 16 | 8.80 | 677 | 6842 | 59.5 | 25 | 270.0 | 250 | 772 | 6.7 | 34 | 8300 | 2 | 2 | |
| 8 | 0.40 | 309 | 11202 | 97.4 | 17 | 13.00 | 800 | 6165 | 53.6 | 26 | 400.0 | 165 | 522 | 4.5 | | | | | |

### LOWEST MEAN DISCHARGE, IN CFS, AND RANKING, FOR THE FOLLOWING NUMBER OF CONSECUTIVE DAYS IN YEAR ENDING MARCH 31

| YEAR | 1 | | 3 | | 7 | | 14 | | 30 | | 60 | | 90 | | 120 | | 183 | | ANNUAL | |
|---|---|---|---|---|---|---|---|---|---|---|---|---|---|---|---|---|---|---|---|---|
| 1943 | 0.20 | 9 | 0.40 | 16 | 0.70 | 18 | 0.80 | 19 | 1.00 | 13 | 2.00 | 13 | 2.70 | 13 | 4.70 | 13 | 14.30 | 19 | 89.00 | 18 |
| 1944 | 0.10 | 4 | 0.20 | 7 | 0.20 | 6 | 0.20 | 4 | 0.30 | 4 | 0.30 | 1 | 0.40 | 1 | 0.40 | 1 | 2.20 | 3 | 51.60 | 3 |
| 1945 | 0.00 | 1 | 0.00 | 1 | 0.00 | 1 | 0.00 | 1 | 0.10 | 1 | 0.50 | 4 | 1.20 | 4 | 2.40 | 6 | 2.70 | 4 | 104.00 | 21 |
| 1946 | 1.00 | 28 | 1.20 | 28 | 1.20 | 26 | 1.30 | 26 | 1.50 | 19 | 3.70 | 22 | 12.80 | 28 | 20.30 | 28 | 44.90 | 29 | 122.00 | 24 |
| 1947 | 0.20 | 10 | 0.20 | 8 | 0.30 | 7 | 0.30 | 5 | 0.50 | 7 | 0.90 | 7 | 4.80 | 19 | 9.90 | 23 | 14.10 | 18 | 67.50 | 11 |
| 1948 | 0.60 | 21 | 0.80 | 25 | 0.90 | 25 | 1.20 | 25 | 2.30 | 25 | 2.60 | 18 | 3.80 | 16 | 4.60 | 12 | 16.50 | 21 | 133.00 | 25 |
| 1949 | 0.00 | 2 | 0.00 | 2 | 0.10 | 2 | 0.20 | 2 | 0.20 | 2 | 0.40 | 2 | 3.50 | 14 | 8.90 | 21 | 13.50 | 17 | 153.00 | 28 |
| 1950 | 0.90 | 27 | 1.00 | 26 | 1.30 | 27 | 1.70 | 28 | 4.00 | 28 | 10.50 | 29 | 25.60 | 29 | 22.40 | 29 | 36.20 | 27 | 157.00 | 29 |
| 1951 | 2.70 | 31 | 2.90 | 31 | 3.50 | 31 | 4.20 | 31 | 10.90 | 31 | 25.70 | 30 | 53.30 | 31 | 54.90 | 31 | 61.90 | 30 | 159.00 | 30 |
| 1952 | 0.20 | 11 | 0.20 | 9 | 0.20 | 3 | 0.30 | 6 | 0.30 | 5 | 0.40 | 3 | 0.50 | 2 | 1.30 | 3 | 9.80 | 10 | 97.50 | 20 |
| 1953 | 0.20 | 12 | 0.20 | 10 | 0.30 | 8 | 0.40 | 9 | 0.50 | 8 | 0.60 | 5 | 2.50 | 11 | 6.60 | 18 | 11.80 | 15 | 54.20 | 6 |
| 1954 | 0.10 | 5 | 0.20 | 11 | 0.40 | 12 | 0.40 | 10 | 0.50 | 9 | 0.60 | 6 | 0.70 | 3 | 0.80 | 2 | 1.50 | 1 | 31.10 | 1 |
| 1955 | 0.10 | 6 | 0.10 | 4 | 0.20 | 4 | 0.20 | 3 | 0.20 | 3 | 1.10 | 8 | 1.40 | 5 | 1.40 | 4 | 1.70 | 2 | 65.60 | 9 |
| 1956 | 0.30 | 13 | 0.40 | 17 | 0.50 | 15 | 0.70 | 16 | 0.70 | 11 | 2.80 | 19 | 7.20 | 24 | 12.80 | 25 | 21.20 | 24 | 73.90 | 14 |
| 1957 | 0.70 | 25 | 0.70 | 22 | 0.80 | 21 | 0.90 | 20 | 1.10 | 14 | 2.00 | 14 | 8.70 | 25 | 8.00 | 20 | 19.60 | 23 | 68.40 | 13 |
| 1958 | 0.30 | 14 | 0.30 | 12 | 0.30 | 9 | 0.30 | 7 | 0.40 | 6 | 1.40 | 9 | 1.70 | 6 | 4.10 | 11 | 42.30 | 28 | 120.00 | 23 |
| 1959 | 1.50 | 30 | 1.60 | 30 | 1.90 | 30 | 3.50 | 30 | 8.60 | 30 | 29.10 | 31 | 38.40 | 30 | 43.10 | 30 | 82.90 | 31 | 166.00 | 31 |
| 1960 | 0.50 | 18 | 0.50 | 18 | 0.60 | 16 | 0.80 | 17 | 1.90 | 23 | 3.00 | 21 | 3.70 | 15 | 5.60 | 16 | 10.60 | 11 | 51.20 | 2 |
| 1961 | 0.60 | 22 | 0.70 | 23 | 0.80 | 22 | 1.10 | 24 | 2.60 | 26 | 4.90 | 25 | 5.20 | 20 | 5.10 | 15 | 8.30 | 9 | 96.30 | 19 |
| 1962 | 0.60 | 23 | 0.60 | 20 | 0.70 | 19 | 0.80 | 18 | 1.20 | 17 | 4.00 | 23 | 5.50 | 21 | 6.20 | 17 | 10.70 | 12 | 109.00 | 22 |
| 1963 | 0.50 | 19 | 0.60 | 21 | 0.70 | 20 | 0.90 | 21 | 4.40 | 29 | 5.00 | 26 | 6.10 | 23 | 7.00 | 19 | 10.70 | 13 | 79.00 | 16 |
| 1964 | 0.50 | 20 | 0.50 | 19 | 0.60 | 17 | 0.60 | 15 | 1.10 | 15 | 2.40 | 17 | 2.30 | 9 | 2.60 | 7 | 4.20 | 7 | 57.00 | 7 |
| 1965 | 0.40 | 16 | 0.40 | 13 | 0.40 | 13 | 0.50 | 11 | 1.10 | 16 | 2.30 | 16 | 2.50 | 10 | 2.70 | 8 | 3.30 | 5 | 57.90 | 8 |

LOWEST MEAN DISCHARGE, IN CFS, AND RANKING, FOR THE FOLLOWING NUMBER OF CONSECUTIVE DAYS IN YEAR ENDING MARCH 31

| YEAR | 1 | 3 | 7 | 14 | 30 | 60 | 90 | 120 | 183 | ANNUAL |
|---|---|---|---|---|---|---|---|---|---|---|
| 1966 | 0.70 24 | 0.80 24 | 0.90 23 | 1.00 22 | 1.50 20 | 2.80 20 | 4.40 18 | 5.00 14 | 12.30 16 | 53.60 5 |
| 1967 | 1.30 29 | 1.30 29 | 1.40 28 | 1.50 27 | 1.50 21 | 2.00 15 | 4.10 17 | 3.90 9 | 11.10 14 | 68.30 12 |
| 1968 | 0.00 3 | 0.00 3 | 0.20 5 | 0.40 8 | 0.70 12 | 1.80 12 | 2.60 12 | 4.10 10 | 6.70 8 | 76.30 15 |
| 1969 | 0.40 17 | 0.40 14 | 0.40 14 | 0.50 12 | 0.60 10 | 1.60 10 | 1.80 7 | 11.90 24 | 21.90 25 | 134.00 27 |
| 1970 | 0.20 7 | 0.20 5 | 0.90 24 | 1.10 23 | 2.10 24 | 6.20 28 | 5.90 22 | 9.30 22 | 15.10 20 | 66.70 10 |
| 1971 | 0.20 8 | 0.20 6 | 0.30 10 | 0.50 13 | 1.40 18 | 1.60 11 | 2.20 8 | 2.40 5 | 4.20 6 | 83.20 17 |
| 1972 | 0.90 26 | 1.10 27 | 1.40 29 | 1.90 29 | 3.50 27 | 5.80 27 | 11.30 27 | 14.20 27 | 17.10 22 | 53.40 4 |
| 1973 | 0.30 15 | 0.40 15 | 0.40 11 | 0.50 14 | 1.70 22 | 4.70 24 | 11.10 26 | 13.60 26 | 25.40 26 | 133.00 26 |

HIGHEST MEAN DISCHARGE, IN CFS, AND RANKING, FOR THE FOLLOWING NUMBER OF CONSECUTIVE DAYS IN YEAR ENDING SEPTEMBER 30

| YEAR | 1 | 3 | 7 | 15 | 30 | 60 | 90 | 120 | 183 | ANNUAL |
|---|---|---|---|---|---|---|---|---|---|---|
| 1943 | 5340.0 8 | 2090.0 11 | 1640.0 5 | 914.0 7 | 472.0 12 | 306.0 14 | 253.0 12 | 219.0 13 | 169.0 11 | 89.7 15 |
| 1944 | 2200.0 25 | 1250.0 23 | 681.0 26 | 386.0 27 | 283.0 27 | 240.0 22 | 199.0 25 | 155.0 26 | 104.0 29 | 53.1 30 |
| 1945 | 6000.0 5 | 2630.0 7 | 1750.0 4 | 1200.0 2 | 759.0 3 | 528.0 2 | 397.0 3 | 341.0 3 | 250.0 4 | 131.0 6 |
| 1946 | 2280.0 23 | 1400.0 20 | 710.0 25 | 453.0 24 | 303.0 26 | 230.0 25 | 210.0 24 | 178.0 22 | 154.0 17 | 88.8 16 |
| 1947 | 3460.0 16 | 1420.0 19 | 916.0 16 | 580.0 18 | 509.0 9 | 479.0 4 | 372.0 5 | 288.0 6 | 257.0 3 | 140.0 4 |
| 1948 | 3070.0 18 | 1510.0 16 | 814.0 22 | 449.0 25 | 430.0 15 | 285.0 18 | 216.0 21 | 174.0 23 | 122.0 24 | 65.1 24 |
| 1949 | 5780.0 6 | 2680.0 6 | 1530.0 7 | 937.0 6 | 778.0 2 | 499.0 3 | 430.0 2 | 347.0 2 | 259.0 2 | 146.0 3 |
| 1950 | 5350.0 7 | 2800.0 5 | 1560.0 6 | 1230.0 1 | 793.0 1 | 650.0 1 | 487.0 1 | 443.0 1 | 316.0 1 | 188.0 1 |
| 1951 | 4020.0 12 | 1500.0 17 | 868.0 17 | 601.0 16 | 420.0 16 | 358.0 10 | 300.0 8 | 295.0 4 | 249.0 5 | 134.0 5 |
| 1952 | 2840.0 21 | 1490.0 18 | 732.0 24 | 610.0 15 | 366.0 21 | 300.0 15 | 255.0 11 | 230.0 10 | 169.0 12 | 91.4 13 |
| 1953 | 1190.0 29 | 816.0 29 | 551.0 30 | 314.0 30 | 230.0 30 | 166.0 29 | 141.0 30 | 128.0 30 | 119.0 25 | 62.6 25 |
| 1954 | 284.0 31 | 222.0 31 | 130.0 31 | 71.3 31 | 60.4 31 | 45.1 31 | 39.2 31 | 35.2 31 | 24.9 31 | 13.1 31 |
| 1955 | 2020.0 27 | 1110.0 26 | 759.0 23 | 582.0 17 | 433.0 13 | 290.0 17 | 228.0 16 | 195.0 17 | 139.0 22 | 72.6 22 |
| 1956 | 3850.0 13 | 1680.0 14 | 850.0 19 | 413.0 26 | 350.0 23 | 248.0 21 | 210.0 22 | 199.0 16 | 153.0 18 | 97.0 12 |
| 1957 | 4700.0 9 | 2460.0 10 | 1320.0 9 | 666.0 13 | 345.0 24 | 324.0 13 | 245.0 14 | 219.0 11 | 186.0 10 | 100.0 11 |
| 1958 | 3290.0 17 | 1560.0 15 | 931.0 15 | 564.0 19 | 367.0 20 | 235.0 24 | 224.0 17 | 207.0 15 | 159.0 14 | 128.0 7 |
| 1959 | 13200.0 1 | 5020.0 1 | 2240.0 1 | 1170.0 3 | 701.0 4 | 447.0 5 | 326.0 6 | 257.0 7 | 188.0 9 | 101.0 10 |
| 1960 | 6450.0 3 | 2480.0 9 | 1120.0 11 | 667.0 12 | 360.0 22 | 219.0 27 | 153.0 29 | 142.0 27 | 141.0 21 | 82.3 19 |
| 1961 | 4090.0 11 | 3240.0 4 | 1490.0 8 | 808.0 9 | 551.0 6 | 363.0 9 | 379.0 4 | 292.0 5 | 198.0 8 | 103.0 9 |
| 1962 | 4230.0 10 | 2060.0 12 | 939.0 14 | 528.0 21 | 384.0 17 | 262.0 20 | 217.0 19 | 179.0 20 | 151.0 19 | 87.3 17 |
| 1963 | 2660.0 22 | 1950.0 13 | 1020.0 12 | 745.0 10 | 519.0 8 | 300.0 16 | 216.0 20 | 168.0 24 | 118.0 26 | 62.6 26 |
| 1964 | 6390.0 4 | 3720.0 2 | 1820.0 3 | 970.0 5 | 528.0 7 | 365.0 8 | 249.0 13 | 191.0 18 | 127.0 23 | 65.2 23 |
| 1965 | 982.0 30 | 718.0 30 | 627.0 28 | 325.0 29 | 276.0 28 | 185.0 28 | 182.0 26 | 157.0 25 | 108.0 28 | 57.2 28 |
| 196 | 1760.0 28 | 959.0 27 | 617.0 29 | 360.0 28 | 243.0 29 | 154.0 30 | 159.0 28 | 140.0 28 | 111.0 27 | 61.5 27 |
| 196 | 2070.0 26 | 935.0 28 | 661.0 27 | 509.0 23 | 374.0 19 | 237.0 23 | 210.0 23 | 179.0 21 | 144.0 20 | 78.2 21 |
| 196 | 8330.0 2 | 3660.0 3 | 1950.0 2 | 997.0 4 | 595.0 5 | 376.0 6 | 306.0 7 | 242.0 9 | 199.0 7 | 109.0 8 |
| 196 | 3480.0 14 | 2500.0 8 | 1270.0 10 | 815.0 8 | 501.0 10 | 328.0 12 | 244.0 15 | 208.0 14 | 165.0 13 | 90.8 14 |
| 197 | 3480.0 15 | 1370.0 21 | 979.0 13 | 539.0 20 | 430.0 14 | 334.0 11 | 257.0 10 | 219.0 12 | 154.0 15 | 80.2 20 |
| 1971 | 3010.0 19 | 1320.0 22 | 865.0 18 | 517.0 22 | 333.0 25 | 221.0 26 | 162.0 27 | 131.0 29 | 94.6 30 | 53.5 29 |
| 1972 | 2970.0 20 | 1240.0 24 | 833.0 20 | 632.0 14 | 378.0 18 | 282.0 19 | 222.0 18 | 190.0 19 | 154.0 16 | 84.9 18 |
| 1973 | 2260.0 24 | 1240.0 25 | 825.0 21 | 683.0 11 | 488.0 11 | 369.0 7 | 274.0 9 | 251.0 8 | 223.0 6 | 150.0 2 |

STATISTICS CN NORMAL MCNTHLY MEANS(ALL DAYS)

| OCT | NCV | DEC | JAN | FEB | MARCH | APRIL | MAY | JUNE | JULY | AUG | SEPT |
|---|---|---|---|---|---|---|---|---|---|---|---|
| BY ROWS(MEAN,VARIANCE,STANDARD DEVIATION, SKEWNESS, COEFF. OF VARIATION,PERCENTAGE OF AVERAGE FLOW) | | | | | | | | | | | |
| 0.8457E+01 | 0.3866E+02 | 0.9123E+02 | 0.1676E+03 | 0.1633E+03 | 0.2205E+03 | 0.1676E+03 | 0.1260E+03 | 0.6037E+02 | 0.4464E+02 | 0.1194E+02 | 0.1307E+02 |
| 0.1570E+03 | 0.3665E+04 | 0.8292E+04 | 0.4254E+05 | 0.1394E+05 | 0.2453E+05 | 0.1287E+05 | 0.1831E+05 | 0.5721E+04 | 0.3982E+04 | 0.2435E+03 | 0.6185E+03 |
| 0.1253E+02 | 0.6054E+02 | 0.9106E+02 | 0.2063E+03 | 0.1181E+03 | 0.1566E+03 | 0.1135E+03 | 0.1353E+03 | 0.7564E+02 | 0.6310E+02 | 0.1560E+02 | 0.2487E+02 |
| 0.2382E+01 | 0.1899E+01 | 0.1110E+01 | 0.1947E+01 | 0.7514E+00 | 0.9943E+00 | 0.8698E+00 | 0.1633E+01 | 0.1749E+01 | 0.2221E+01 | 0.2737E+01 | 0.3655E+01 |
| 0.1482E+01 | 0.1566E+01 | 0.9982E+00 | 0.1231E+01 | 0.7229E+00 | 0.7104E+00 | 0.6771E+00 | 0.1074E+01 | 0.1253E+01 | 0.1414E+01 | 0.1307E+01 | 0.1903E+01 |
| 0.7556E+00 | 0.3473E+01 | 0.8194E+01 | 0.1505E+02 | 0.1467E+02 | 0.1981E+02 | 0.1505E+02 | 0.1132E+02 | 0.5423E+01 | 0.4010E+01 | 0.1072E+01 | 0.1174E+01 |

STATISTICS CN NORMAL ANNUAL MEANS(ALL DAYS)

| MEAN | VARIANCE | STANDARD DEVIATION | SKEWNESS | COEFF. OF VARIATION | SERIAL CORR |
|---|---|---|---|---|---|
| 0.9248E+02 | 0.1278E+04 | 0.3575E+02 | 0.5397E+00 | 0.3866E+00 | 0.3353E+00 |

STATISTICS ON LOG MONTHLY MEANS(ALL DAYS)

| OCT | NOV | DEC | JAN | FEB | MARCH | APRIL | MAY | JUNE | JULY | AUG | SEPT |
|---|---|---|---|---|---|---|---|---|---|---|---|
| BY ROWS(MEAN,VARIANCE,STANDARD DEVIATION, SKEWNESS, COEFF. OF VARIATION,PERCENTAGE OF AVERAGE FLOW) | | | | | | | | | | | |
| 0.5348E+00 | 0.1056E+01 | 0.1587E+01 | 0.1943E+01 | 0.2063E+01 | 0.2226E+01 | 0.2109E+01 | 0.1868E+01 | 0.1466E+01 | 0.1283E+01 | 0.8530E+00 | 0.6615E+00 |
| 0.3792E+00 | 0.5537E+00 | 0.5686E+00 | 0.2700E+00 | 0.1717E+00 | 0.1196E+00 | 0.1213E+00 | 0.2222E+00 | 0.3120E+00 | 0.3662E+00 | 0.1759E+00 | 0.4141E+00 |
| 0.6158E+00 | 0.7441E+00 | 0.7541E+00 | 0.5197E+00 | 0.4143E+00 | 0.3459E+00 | 0.3482E+00 | 0.4714E+00 | 0.5585E+00 | 0.6051E+00 | 0.4194E+00 | 0.6435E+00 |
| 0.1289E+00 | 0.2632E-01 | -0.1062E+01 | -0.1018E-01 | -0.7352E+00 | -0.4364E+00 | -0.5098E+00 | 0.3070E-01 | -0.8778E-01 | -0.4992E-01 | 0.6093E+00 | 0.1486E+00 |
| 0.1151E+01 | 0.7047E+00 | 0.4752E+00 | 0.2675E+00 | 0.2008E+00 | 0.1554E+00 | 0.1651E+00 | 0.2524E+00 | 0.3810E+00 | 0.4717E+00 | 0.4917E+00 | 0.9728E+00 |
| 0.3030E+01 | 0.5983E+01 | 0.8992E+01 | 0.1101E+02 | 0.1169E+02 | 0.1261E+02 | 0.1195E+02 | 0.1058E+02 | 0.8306E+01 | 0.7268E+01 | 0.4833E+01 | 0.3748E+01 |

STATISTICS ON LOG ANNUAL MEANS(ALL DAYS)

| MEAN | VARIANCE | STANDARD DEVIATION | SKEWNESS | COEFF. OF VARIATION | SERIAL CORR |
|---|---|---|---|---|---|
| 0.1928E+01 | 0.4282E-01 | 0.2069E+00 | -0.1855E+01 | 0.1074E+00 | 0.2530E+00 |

ANNUAL PEAKS

| | |
|---|---|
| 1942 | 2560 |
| 1943 | 9910 |
| 1944 | 4780 |
| 1945 | 10900 |
| 1946 | 8030 |
| 1947 | 6330 |
| 1948 | 7130 |
| 1949 | 10900 |
| 1950 | 10000 |
| 1951 | 8030 |
| 1952 | 5300 |
| 1953 | 3260 |
| 1954 | 840 |
| 1955 | 4300 |
| 1956 | 8330 |
| 1957 | 9080 |
| 1958 | 7730 |
| 1959 | 26200 |
| 1960 | 10400 |
| 1961 | 8850 |
| 1962 | 7250 |
| 1963 | 9380 |
| 1964 | 9740 |
| 1965 | 2750 |
| 1966 | 3470 |
| 1967 | 3950 |
| 1968 | 19500 |
| 1969 | 6310 |
| 1970 | 6880 |
| 1971 | 5580 |
| 1972 | 6130 |
| 1973 | 6390 |

## 03369500 Vernon Fork at Vernon, Ind.

LOCATION.--Lat 38°58'34", long 85°37'13", in NW¼SE¼ sec.10, T.6 N., R.8 E., Jennings County, at downstream end of left bank bridge pier, 1 mile (2 km) southwest of Vernon, and 3.1 miles (5.0 km) downstream from South Fork Vernon Fork.

DRAINAGE AREA.--198 mi² (513 km²).

REMARKS.--Diversion above station for municipal water supply of North Vernon and Vernon. Part of this diversion returned above gage as sewage effluent by North Vernon Sewage Treatment Plant.

DURATION TABLE OF DAILY DISCHARGE FOR YEAR ENDING SEPTEMBER 30

| CLASS | 0 | 1 | 2 | 3 | 4 | 5 | 6 | 7 | 8 | 9 | 10 | 11 | 12 | 13 | 14 | 15 | 16 | 17 | 18 | 19 | 20 | 21 | 22 | 23 | 24 | 25 | 26 | 27 | 28 | 29 | 30 | 31 | 32 | 33 | 34 |
|---|---|---|---|---|---|---|---|---|---|---|---|---|---|---|---|---|---|---|---|---|---|---|---|---|---|---|---|---|---|---|---|---|---|---|---|
| YEAR | NUMBER OF DAYS IN CLASS | | | | | | | | | | | | | | | | | | | | | | | | | | | | | | | | | | CFS_DAYS |
| 1940 | 48 | 29 | 6 | 2 | 12 | 10 | 18 | 17 | 26 | 13 | 9 | 12 | 7 | 4 | 5 | 13 | 28 | 21 | 23 | 19 | 10 | 11 | 6 | 5 | 3 | 4 | 2 | 1 | | | 2 | | | | 54976.7 |
| 1941 | | 22 | 11 | 5 | 15 | 24 | 16 | 16 | 16 | 14 | 13 | 26 | 18 | 41 | 39 | 31 | 16 | 16 | 9 | 6 | 3 | 1 | 5 | | 1 | 1 | | | | | | | | | 12741.1 |
| 1942 | | | | 1 | 2 | 18 | 14 | 4 | 8 | 14 | 11 | 11 | 8 | 19 | 24 | 31 | 42 | 45 | 29 | 23 | 15 | 8 | 10 | 8 | 8 | 4 | 5 | 2 | 1 | | | | | | 64137.7 |
| 1943 | 21 | 5 | 10 | 4 | 13 | 27 | 12 | 6 | 10 | 12 | 6 | 5 | 3 | 15 | 18 | 26 | 34 | 39 | 18 | 15 | 19 | 13 | 9 | 9 | 4 | 4 | 1 | 5 | | 1 | | 1 | | | 75557.8 |
| 1944 | 16 | 3 | 4 | 8 | 23 | 38 | 31 | 15 | 8 | 24 | 35 | 16 | 3 | 13 | 8 | 11 | 8 | 18 | 20 | 15 | 12 | 9 | 7 | 6 | 5 | 6 | 3 | | 1 | | | | | | 45868.7 |
| 1945 | | | | | | | 22 | 38 | 18 | 13 | 8 | 14 | 12 | 19 | 16 | 20 | 22 | 30 | 32 | 24 | 16 | 7 | 15 | 14 | 4 | 5 | 3 | 8 | 1 | 3 | | | | 1 | 124749.6 |
| 1946 | | | | | | | 12 | 17 | 5 | 14 | 14 | 17 | 13 | 13 | 21 | 17 | 32 | 33 | 31 | 35 | 22 | 23 | 17 | 11 | 5 | 6 | 2 | 3 | 1 | 1 | | | | | 80903.2 |
| 1947 | | | | | 5 | 10 | 4 | 5 | 11 | 13 | 12 | 17 | 14 | 19 | 27 | 27 | 21 | 30 | 23 | 27 | 20 | 21 | 19 | 4 | 10 | 8 | 9 | 8 | | | 1 | | | | 110233.8 |
| 1948 | | | | 2 | 13 | 12 | 6 | 12 | 18 | 17 | 22 | 25 | 39 | 35 | 23 | 9 | 20 | 25 | 22 | 13 | 14 | 10 | 11 | 7 | 1 | 2 | 4 | 1 | 2 | 1 | | | | | 56549.0 |
| 1949 | | | | 2 | 11 | 11 | 6 | 1 | 5 | 6 | 13 | 14 | 11 | 20 | 21 | 23 | 26 | 34 | 34 | 33 | 27 | 18 | 10 | 6 | 7 | 6 | 6 | 6 | 2 | 2 | 3 | 1 | | | 142350.2 |
| 1950 | | | | | | | 1 | 1 | 1 | 1 | 5 | 6 | 9 | 25 | 35 | 28 | 24 | 22 | 29 | 46 | 24 | 28 | 21 | 12 | 16 | 8 | 6 | 9 | 4 | 2 | 1 | 1 | | | 170920.4 |
| 1951 | | | | | | 5 | 14 | 24 | 7 | 10 | 9 | 11 | 19 | 21 | 13 | 11 | 19 | 28 | 35 | 32 | 22 | 17 | 20 | 13 | 10 | 10 | 6 | 4 | 2 | 2 | 1 | | | | 126381.9 |
| 1952 | | | 5 | 2 | 3 | 25 | 30 | 18 | 14 | 5 | 15 | 12 | 14 | 6 | 14 | 26 | 13 | 19 | 30 | 28 | 24 | 14 | 15 | 12 | 5 | 6 | 5 | 4 | 2 | | | | | | 83836.1 |
| 1953 | | | 1 | 2 | 15 | 7 | 40 | 26 | 17 | 21 | 12 | 10 | 8 | 7 | 9 | 19 | 26 | 35 | 28 | 25 | 18 | 11 | 5 | 5 | 9 | 4 | 3 | 2 | | | | | | | 53134.2 |
| 1954 | | 1 | 15 | 10 | 38 | 50 | 40 | 31 | 9 | 10 | 9 | 11 | 5 | 8 | 17 | 27 | 28 | 26 | 17 | 2 | 2 | 4 | 2 | 3 | | | | | | | | | | | 11981.5 |
| 1955 | | 1 | 1 | 8 | 9 | 6 | 15 | 8 | 9 | 18 | 20 | 16 | 22 | 31 | 22 | 25 | 27 | 24 | 23 | 19 | 17 | 7 | 12 | 6 | 6 | 4 | 5 | 1 | 2 | 1 | | | | | 67855.4 |
| 1956 | | | | | | | 10 | 3 | 9 | 6 | 5 | 9 | 3 | 36 | 40 | 39 | 28 | 34 | 24 | 22 | 25 | 19 | 17 | 14 | 8 | 4 | 4 | 6 | | | 1 | | | | 92701.8 |
| 1957 | | | | | | | | 3 | 19 | 47 | 18 | 13 | 15 | 11 | 14 | 31 | 31 | 32 | 35 | 32 | 16 | 10 | 12 | 4 | 6 | 4 | 6 | 3 | | 2 | 1 | | | | 87506.0 |
| 1958 | | | | | 3 | 6 | 3 | 4 | 14 | 4 | 6 | 7 | 5 | 13 | 13 | 38 | 44 | 45 | 33 | 26 | 28 | 21 | 14 | 6 | 10 | 9 | 4 | 6 | 2 | 1 | | | | | 107096.2 |
| 1959 | | | | | | | 5 | 11 | 10 | 14 | 15 | 14 | 15 | 17 | 28 | 33 | 48 | 22 | 32 | 26 | 29 | 17 | 10 | 6 | 7 | 2 | 2 | | 1 | | | | 1 | | 86338.7 |
| 1960 | | | | | | | | 3 | 26 | 16 | 21 | 7 | 10 | 38 | 28 | 44 | 51 | 25 | 24 | 17 | 26 | 13 | 5 | 4 | 2 | 1 | 2 | 2 | | | | | 1 | | 82801.4 |
| 1961 | | | | | | | | 1 | 12 | 8 | 26 | 57 | 41 | 35 | 12 | 23 | 21 | 17 | 17 | 18 | 15 | 19 | 14 | 3 | 9 | 6 | 5 | 1 | 3 | | 2 | | | | 95015.4 |
| 1962 | | | | | | | | | | 29 | 25 | 28 | 14 | 10 | 29 | 27 | 38 | 30 | 38 | 21 | 25 | 17 | 7 | 9 | 4 | 4 | 4 | 2 | 2 | 2 | | | | | 82614.6 |
| 1963 | | | | | | | 1 | 11 | 11 | 23 | 24 | 26 | 27 | 35 | 38 | 38 | 34 | 28 | 18 | 8 | 10 | 12 | 6 | 5 | 4 | 1 | 1 | 2 | | 2 | | | | | 50459.1 |
| 1964 | | | | | | | 19 | 42 | 52 | 39 | 31 | 24 | 14 | 20 | 18 | 17 | 11 | 14 | 20 | 9 | 8 | 8 | 5 | 4 | 2 | 4 | 2 | 1 | | | 1 | 1 | | | 56677.3 |
| 1965 | | | | | | | | 22 | 31 | 48 | 24 | 19 | 13 | 15 | 22 | 18 | 26 | 19 | 28 | 21 | 13 | 12 | 9 | 12 | 4 | 6 | 3 | | | | | | | | 50932.9 |
| 1966 | | | | | | | 8 | 10 | 19 | 14 | 13 | 14 | 13 | 39 | 31 | 39 | 34 | 29 | 35 | 15 | 13 | 9 | 8 | 6 | 6 | 5 | 3 | 1 | 1 | | | | | | 53470.8 |
| 1967 | | | | | 1 | 1 | 14 | 18 | 24 | 17 | 20 | 19 | 9 | 22 | 22 | 34 | 28 | 31 | 13 | 20 | 15 | 15 | 15 | 10 | 8 | 3 | | 4 | 2 | | | | | | 66621.2 |
| 1968 | | | | | | | | 4 | 20 | 29 | 19 | 17 | 15 | 20 | 41 | 24 | 23 | 21 | 31 | 17 | 25 | 13 | 14 | 8 | 7 | 9 | 3 | 5 | | | | | 1 | | 98738.0 |
| 1969 | | | | | | | 1 | 2 | 10 | 13 | 21 | 17 | 15 | 17 | 24 | 34 | 31 | 29 | 31 | 28 | 23 | 16 | 18 | 10 | 7 | 8 | 2 | 4 | | 3 | | 1 | | | 72391.0 |
| 1970 | | | | | | | | 1 | 17 | 24 | 35 | 39 | 23 | 26 | 31 | 19 | 19 | 28 | 26 | 16 | 19 | 18 | 7 | 5 | 3 | 2 | 3 | 2 | | | 2 | | | | 58088.0 |
| 1971 | | | | | | | | 5 | 9 | 11 | 13 | 11 | 30 | 44 | 28 | 38 | 31 | 33 | 25 | 20 | 20 | 15 | 12 | 8 | 4 | 7 | | | | 1 | | | | | 54207.2 |
| 1972 | | | | | 2 | 4 | 1 | 12 | 5 | 5 | 9 | 18 | 19 | 13 | 46 | 32 | 21 | 32 | 38 | 26 | 26 | 16 | 12 | 8 | 7 | 9 | 2 | 1 | 1 | 1 | | | | | 74259.6 |
| 1973 | | | | | | | | | 4 | 16 | 19 | 10 | 7 | 15 | 15 | 5 | 18 | 23 | 43 | 46 | 35 | 20 | 27 | 21 | 13 | 14 | 7 | 5 | 2 | | | | | | 132121.5 |

| CLASS | CFS | TOTAL | ACCUM | PERCT | CLASS | CFS | TOTAL | ACCUM | PERCT | CLASS | CFS | TOTAL | ACCUM | PERCT | CLASS | CFS | TOTAL | ACCUM | PERCT |
|---|---|---|---|---|---|---|---|---|---|---|---|---|---|---|---|---|---|---|---|
| 0 | 0.00 | 85 | 12419 | 100.0 | 9 | 2.90 | 586 | 10560 | 85.0 | 18 | 88.0 | 912 | 4100 | 33.0 | 27 | 2600 | 95 | 178 | 1.4 |
| 1 | 0.10 | 61 | 12334 | 99.3 | 10 | 4.30 | 548 | 9974 | 80.3 | 19 | 130.0 | 752 | 3188 | 25.7 | 28 | 3800 | 37 | 83 | .6 |
| 2 | 0.20 | 53 | 12273 | 98.8 | 11 | 6.20 | 584 | 9426 | 75.9 | 20 | 190.0 | 620 | 2436 | 19.6 | 29 | 5600 | 24 | 46 | .3 |
| 3 | 0.30 | 46 | 12220 | 98.4 | 12 | 9.10 | 492 | 8842 | 71.2 | 21 | 270.0 | 487 | 1816 | 14.6 | 30 | 8100 | 14 | 22 | .1 |
| 4 | 0.40 | 165 | 12174 | 98.0 | 13 | 13.00 | 701 | 8350 | 67.2 | 22 | 400.0 | 396 | 1329 | 10.7 | 31 | 12000 | 4 | 8 | .0 |
| 5 | 0.60 | 255 | 12009 | 96.7 | 14 | 19.00 | 812 | 7649 | 61.6 | 23 | 580.0 | 262 | 933 | 7.5 | 32 | 17000 | 2 | 4 | .0 |
| 6 | 0.90 | 344 | 11754 | 94.6 | 15 | 28.00 | 858 | 6837 | 55.1 | 24 | 840.0 | 208 | 671 | 5.4 | 33 | 25000 | 2 | 2 | .0 |
| 7 | 1.40 | 396 | 11410 | 91.9 | 16 | 41.00 | 914 | 5979 | 48.1 | 25 | 1200.0 | 171 | 463 | 3.7 | 34 | | | | |
| 8 | 2.00 | 454 | 11014 | 88.7 | 17 | 60.00 | 965 | 5065 | 40.8 | 26 | 1800.0 | 114 | 292 | 2.4 | | | | | |

LOWEST MEAN DISCHARGE, IN CFS, AND RANKING, FOR THE FOLLOWING NUMBER OF CONSECUTIVE DAYS IN YEAR ENDING MARCH 31

| YEAR | 1 | | 3 | | 7 | | 14 | | 30 | | 60 | | 90 | | 120 | | 183 | | ANNUAL | |
|---|---|---|---|---|---|---|---|---|---|---|---|---|---|---|---|---|---|---|---|---|
| 1941 | 0.00 | 1 | 0.00 | 1 | 0.00 | 1 | 0.00 | 1 | 0.00 | 1 | 0.04 | 1 | 0.17 | 1 | 0.27 | 1 | 3.91 | 1 | 106.00 | 2 |
| 1942 | 0.10 | 6 | 0.10 | 4 | 0.11 | 4 | 0.47 | 8 | 0.72 | 9 | 4.83 | 19 | 5.37 | 13 | 9.98 | 15 | 25.90 | 15 | 127.00 | 6 |
| 1943 | 0.40 | 11 | 0.40 | 10 | 0.56 | 11 | 0.61 | 9 | 0.65 | 8 | 0.81 | 5 | 1.80 | 5 | 11.10 | 16 | 38.70 | 21 | 224.00 | 20 |
| 1944 | 0.00 | 2 | 0.00 | 2 | 0.00 | 2 | 0.00 | 2 | 0.11 | 2 | 0.11 | 2 | 0.34 | 2 | 0.42 | 2 | 4.29 | 2 | 109.00 | 3 |
| 1945 | 0.00 | 3 | 0.00 | 3 | 0.07 | 3 | 0.41 | 6 | 0.49 | 5 | 1.74 | 8 | 4.62 | 11 | 9.55 | 14 | 8.92 | 6 | 290.00 | 26 |
| 1946 | 1.20 | 21 | 1.27 | 21 | 1.44 | 19 | 1.68 | 17 | 1.90 | 14 | 9.70 | 26 | 25.50 | 28 | 42.60 | 29 | 96.90 | 29 | 284.00 | 24 |
| 1947 | 0.40 | 12 | 0.47 | 11 | 0.51 | 10 | 0.63 | 10 | 0.98 | 10 | 2.11 | 10 | 10.20 | 22 | 27.60 | 25 | 42.60 | 22 | 163.00 | 13 |
| 1948 | 1.20 | 22 | 1.40 | 23 | 1.49 | 21 | 2.03 | 22 | 3.88 | 23 | 4.80 | 18 | 6.57 | 17 | 7.86 | 12 | 33.20 | 19 | 297.00 | 27 |
| 1949 | 0.30 | 9 | 0.33 | 9 | 0.37 | 9 | 0.39 | 5 | 0.43 | 4 | 0.77 | 4 | 5.38 | 14 | 20.70 | 22 | 29.00 | 17 | 393.00 | 31 |
| 1950 | 2.30 | 30 | 2.43 | 30 | 3.59 | 32 | 7.30 | 32 | 19.10 | 31 | 29.40 | 30 | 54.00 | 31 | 53.80 | 31 | 98.50 | 30 | 410.00 | 33 |
| 1951 | 1.30 | 25 | 1.70 | 27 | 3.40 | 31 | 6.76 | 31 | 21.50 | 33 | 44.20 | 32 | 99.00 | 33 | 96.60 | 32 | 140.00 | 32 | 396.00 | 32 |
| 1952 | 0.60 | 15 | 0.70 | 14 | 0.97 | 13 | 1.04 | 13 | 1.31 | 11 | 1.58 | 7 | 1.79 | 4 | 2.76 | 5 | 23.10 | 13 | 252.00 | 21 |
| 1953 | 0.20 | 7 | 0.23 | 8 | 0.27 | 6 | 0.71 | 11 | 1.70 | 12 | 1.87 | 9 | 3.33 | 9 | 11.60 | 17 | 22.30 | 12 | 121.00 | 4 |
| 1954 | 0.20 | 8 | 0.20 | 5 | 0.20 | 5 | 0.20 | 3 | 0.34 | 3 | 0.40 | 3 | 0.52 | 3 | 0.76 | 3 | 4.50 | 3 | 77.20 | 1 |
| 1955 | 0.10 | 4 | 0.20 | 6 | 0.33 | 8 | 0.43 | 7 | 0.61 | 7 | 1.06 | 6 | 2.46 | 6 | 2.54 | 4 | 5.14 | 4 | 167.00 | 14 |
| 1956 | 0.10 | 5 | 0.20 | 7 | 0.29 | 7 | 0.31 | 4 | 0.60 | 6 | 3.58 | 16 | 15.70 | 26 | 35.90 | 28 | 62.70 | 28 | 198.00 | 19 |
| 1957 | 1.10 | 19 | 1.17 | 19 | 1.46 | 20 | 1.88 | 20 | 5.18 | 26 | 5.54 | 20 | 35.10 | 29 | 30.10 | 26 | 55.50 | 25 | 171.00 | 15 |
| 1958 | 0.50 | 13 | 0.50 | 12 | 0.57 | 12 | 0.81 | 12 | 2.00 | 17 | 2.95 | 14 | 3.88 | 10 | 9.54 | 13 | 127.00 | 31 | 277.00 | 23 |
| 1959 | 4.30 | 33 | 4.73 | 33 | 6.23 | 33 | 9.89 | 33 | 21.10 | 32 | 67.00 | 33 | 86.20 | 32 | 97.30 | 33 | 198.00 | 33 | 390.00 | 30 |
| 1960 | 1.20 | 23 | 1.23 | 20 | 1.41 | 18 | 1.58 | 15 | 3.76 | 22 | 5.81 | 21 | 8.87 | 21 | 16.20 | 19 | 25.20 | 14 | 125.00 | 5 |

LOWEST MEAN DISCHARGE, IN CFS, AND RANKING, FOR THE FOLLOWING NUMBER OF CONSECUTIVE DAYS IN YEAR ENDING MARCH 31

| YEAR | 1 | 3 | 7 | 14 | 30 | 60 | 90 | 120 | 183 | ANNUAL |
|---|---|---|---|---|---|---|---|---|---|---|
| 1961 | 2.80 31 | 2.80 31 | 2.99 29 | 3.37 26 | 3.62 21 | 6.43 22 | 7.15 18 | 7.87 11 | 15.60 10 | 255.00 22 |
| 1962 | 1.90 29 | 2.00 28 | 2.13 27 | 2.37 23 | 5.94 27 | 10.80 27 | 13.10 24 | 18.10 21 | 47.80 24 | 288.00 25 |
| 1963 | 3.10 32 | 3.10 32 | 3.23 30 | 3.66 28 | 10.80 29 | 11.80 28 | 14.00 25 | 17.40 20 | 26.50 16 | 184.00 17 |
| 1964 | 1.10 20 | 1.10 18 | 1.14 14 | 1.28 14 | 1.93 16 | 2.62 12 | 2.89 8 | 2.78 6 | 6.13 5 | 133.00 7 |
| 1965 | 1.30 24 | 1.37 22 | 1.51 22 | 1.68 18 | 1.90 13 | 2.39 11 | 2.86 7 | 2.78 7 | 8.93 7 | 138.00 10 |
| 1966 | 1.50 27 | 1.60 26 | 1.81 25 | 2.99 25 | 4.96 25 | 7.62 24 | 10.60 23 | 12.60 18 | 31.00 18 | 134.00 8 |
| 1967 | 0.90 17 | 0.93 16 | 1.40 17 | 2.64 24 | 3.14 20 | 4.11 17 | 6.50 16 | 7.03 9 | 22.00 11 | 157.00 12 |
| 1968 | 0.40 10 | 0.77 15 | 1.33 16 | 1.69 19 | 1.92 15 | 2.92 13 | 5.95 15 | 6.98 8 | 10.80 8 | 180.00 16 |
| 1969 | 1.10 18 | 1.43 24 | 1.57 23 | 1.89 21 | 2.45 19 | 3.04 15 | 5.07 12 | 32.80 27 | 44.70 23 | 309.00 28 |
| 1970 | 0.61 16 | 1.07 17 | 1.67 24 | 4.16 30 | 6.53 28 | 7.44 25 | 8.64 20 | 21.30 23 | 37.40 20 | 153.00 11 |
| 1971 | 1.40 26 | 1.53 25 | 2.06 26 | 3.58 27 | 4.25 24 | 7.18 23 | 7.59 19 | 7.60 10 | 15.60 9 | 185.00 18 |
| 1972 | 1.60 28 | 2.23 29 | 2.54 28 | 3.72 29 | 16.90 30 | 35.80 31 | 46.30 30 | 51.70 30 | 57.50 26 | 134.00 9 |
| 1973 | 0.50 14 | 0.65 13 | 1.19 15 | 1.61 16 | 2.11 18 | 14.50 29 | 23.40 27 | 27.20 24 | 59.90 27 | 316.00 29 |

HIGHEST MEAN DISCHARGE, IN CFS, AND RANKING, FOR THE FOLLOWING NUMBER OF CONSECUTIVE DAYS IN YEAR ENDING SEPTEMBER 30

| YEAR | 1 | 3 | 7 | 15 | 30 | 60 | 90 | 120 | 183 | ANNUAL |
|---|---|---|---|---|---|---|---|---|---|---|
| 1940 | 8490.0 12 | 6320.0 8 | 3200.0 10 | 1740.0 10 | 962.0 17 | 600.0 23 | 533.0 17 | 428.0 21 | 299.0 25 | 150.0 26 |
| 1941 | 1240.0 33 | 976.0 33 | 614.0 33 | 385.0 33 | 209.0 33 | 115.0 34 | 85.9 34 | 70.2 34 | 62.8 34 | 34.9 33 |
| 1942 | 4170.0 29 | 2340.0 28 | 1180.0 32 | 858.0 29 | 471.0 32 | 406.0 30 | 379.0 30 | 355.0 29 | 308.0 22 | 176.0 22 |
| 1943 | 12100.0 8 | 5320.0 10 | 3800.0 6 | 2150.0 8 | 1110.0 12 | 711.0 12 | 573.0 13 | 504.0 13 | 393.0 12 | 207.0 17 |
| 1944 | 5540.0 25 | 3050.0 21 | 1670.0 25 | 944.0 26 | 661.0 29 | 535.0 27 | 459.0 27 | 364.0 28 | 244.0 32 | 125.0 32 |
| 1945 | 25200.0 2 | 9470.0 2 | 5670.0 1 | 3660.0 1 | 2220.0 1 | 1450.0 2 | 1070.0 2 | 905.0 3 | 652.0 3 | 342.0 5 |
| 1946 | 6140.0 22 | 3300.0 19 | 1640.0 26 | 1090.0 24 | 731.0 27 | 551.0 25 | 491.0 24 | 422.0 22 | 378.0 16 | 222.0 16 |
| 1947 | 8140.0 15 | 3140.0 20 | 1740.0 23 | 1260.0 21 | 1130.0 11 | 1010.0 5 | 786.0 6 | 613.0 8 | 550.0 5 | 302.0 6 |
| 1948 | 6500.0 19 | 3650.0 17 | 1790.0 22 | 954.0 25 | 904.0 19 | 662.0 18 | 526.0 19 | 418.0 24 | 291.0 26 | 155.0 24 |
| 1949 | 14200.0 6 | 6040.0 9 | 3790.0 7 | 2430.0 4 | 1920.0 3 | 1260.0 3 | 1070.0 3 | 924.0 2 | 680.0 2 | 390.0 2 |
| 1950 | 14800.0 5 | 7710.0 7 | 4230.0 5 | 3270.0 2 | 2140.0 2 | 1690.0 1 | 1250.0 1 | 1140.0 1 | 819.0 1 | 468.0 1 |
| 1951 | 9300.0 10 | 3500.0 18 | 2120.0 16 | 1550.0 14 | 994.0 15 | 877.0 8 | 788.0 5 | 759.0 4 | 644.0 4 | 346.0 4 |
| 1952 | 4510.0 27 | 2880.0 23 | 1460.0 29 | 1340.0 19 | 839.0 22 | 762.0 11 | 632.0 10 | 583.0 10 | 432.0 11 | 229.0 13 |
| 1953 | 3110.0 31 | 2010.0 31 | 1350.0 31 | 718.0 32 | 532.0 31 | 374.0 32 | 332.0 32 | 302.0 32 | 276.0 27 | 146.0 28 |
| 1954 | 713.0 34 | 498.0 34 | 278.0 34 | 165.0 34 | 156.0 34 | 119.0 33 | 104.0 33 | 90.3 33 | 63.8 33 | 32.8 34 |
| 1955 | 5880.0 24 | 2590.0 25 | 1970.0 18 | 1380.0 17 | 1070.0 13 | 709.0 13 | 584.0 12 | 489.0 14 | 355.0 19 | 186.0 20 |
| 1956 | 8610.0 11 | 3850.0 16 | 1920.0 20 | 934.0 27 | 900.0 20 | 662.0 19 | 549.0 16 | 508.0 12 | 388.0 13 | 253.0 10 |
| 1957 | 8380.0 13 | 4000.0 14 | 2380.0 12 | 1300.0 20 | 738.0 26 | 661.0 20 | 523.0 20 | 511.0 11 | 440.0 10 | 240.0 11 |
| 1958 | 7490.0 17 | 3900.0 15 | 2270.0 14 | 1360.0 18 | 835.0 23 | 529.0 28 | 529.0 18 | 479.0 15 | 369.0 18 | 293.0 7 |
| 1959 | 31900.0 1 | 12400.0 1 | 5530.0 2 | 2870.0 3 | 1680.0 4 | 1060.0 4 | 773.0 8 | 613.0 9 | 446.0 9 | 237.0 12 |
| 1960 | 21900.0 4 | 8410.0 5 | 3740.0 9 | 2220.0 7 | 1180.0 8 | 673.0 17 | 466.0 26 | 412.0 25 | 385.0 14 | 226.0 14 |
| 1961 | 10200.0 9 | 8150.0 6 | 3780.0 8 | 1980.0 9 | 1360.0 6 | 873.0 9 | 928.0 4 | 717.0 5 | 504.0 7 | 260.0 9 |
| 1962 | 7930.0 15 | 4570.0 12 | 2310.0 13 | 1400.0 16 | 992.0 16 | 682.0 14 | 563.0 14 | 471.0 16 | 385.0 15 | 226.0 15 |
| 1963 | 7440.0 18 | 4100.0 13 | 2200.0 15 | 1610.0 12 | 1150.0 10 | 650.0 21 | 470.0 25 | 370.0 27 | 261.0 30 | 138.0 31 |
| 1964 | 13700.0 7 | 8820.0 4 | 4380.0 4 | 2340.0 6 | 1260.0 7 | 861.0 10 | 587.0 11 | 455.0 17 | 305.0 23 | 155.0 25 |
| 1965 | 2590.0 32 | 1750.0 32 | 1490.0 27 | 769.0 31 | 665.0 28 | 440.0 29 | 444.0 28 | 378.0 26 | 263.0 29 | 140.0 30 |
| 1966 | 3890.0 30 | 2380.0 27 | 1420.0 30 | 838.0 30 | 552.0 30 | 388.0 31 | 378.0 31 | 344.0 30 | 266.0 28 | 146.0 29 |
| 1967 | 4880.0 26 | 2090.0 30 | 1480.0 28 | 1140.0 23 | 874.0 21 | 568.0 24 | 511.0 21 | 433.0 20 | 343.0 21 | 183.0 21 |
| 1968 | 22700.0 3 | 9110.0 3 | 4760.0 3 | 2410.0 5 | 1520.0 5 | 968.0 6 | 779.0 7 | 616.0 7 | 497.0 8 | 270.0 6 |
| 1969 | 8380.0 14 | 5260.0 11 | 2710.0 11 | 1700.0 11 | 1030.0 14 | 678.0 15 | 510.0 22 | 439.0 19 | 353.0 20 | 198.0 19 |
| 1970 | 6140.0 23 | 2480.0 26 | 1700.0 24 | 927.0 28 | 742.0 25 | 640.0 22 | 492.0 23 | 421.0 23 | 304.0 24 | 159.0 23 |
| 1971 | 6420.0 20 | 2880.0 24 | 1440.0 19 | 1200.0 22 | 777.0 24 | 547.0 26 | 410.0 29 | 343.0 31 | 248.0 31 | 149.0 27 |
| 1972 | 6370.0 21 | 2990.0 22 | 2040.0 17 | 1520.0 15 | 911.0 18 | 678.0 16 | 555.0 15 | 449.0 18 | 370.0 17 | 203.0 18 |
| 1973 | 4400.0 28 | 2240.0 29 | 1910.0 21 | 1560.0 13 | 1170.0 9 | 901.0 7 | 676.0 9 | 623.0 6 | 533.0 6 | 362.0 3 |

STATISTICS ON NORMAL MONTHLY MEANS(ALL DAYS)

| OCT | NOV | DEC | JAN | FEB | MARCH | APRIL | MAY | JUNE | JULY | AUG | SEPT |
|---|---|---|---|---|---|---|---|---|---|---|---|
| BY FOWS(MEAN,VARIANCE,STANDARD DEVIATION, SKEWNESS, COEFF. OF VARIATION,PERCENTAGE OF AVERAGE FLOW) | | | | | | | | | | | |
| 0.1824E+02 | 0.8920E+02 | 0.2143E+03 | 0.3844E+03 | 0.3993E+03 | 0.5048E+03 | 0.3943E+03 | 0.2794E+03 | 0.1613E+03 | 0.1032E+03 | 0.2992E+02 | 0.2565E+02 |
| 0.8676E+03 | 0.1984E+05 | 0.4443E+05 | 0.2537E+06 | 0.8608E+05 | 0.1574E+06 | 0.6849E+05 | 0.9534E+05 | 0.4196E+05 | 0.2323E+05 | 0.1427E+04 | 0.2347E+04 |
| 0.2946E+02 | 0.1408E+03 | 0.2108E+03 | 0.5037E+03 | 0.2934E+03 | 0.3968E+03 | 0.2617E+03 | 0.3088E+03 | 0.2048E+03 | 0.1524E+03 | 0.3778E+02 | 0.4845E+02 |
| 0.2393E+01 | 0.1964E+01 | 0.9876E+00 | 0.2238E+01 | 0.6641E+00 | 0.1441E+01 | 0.6900E+00 | 0.2116E+01 | 0.2274E+01 | 0.2198E+01 | 0.2529E+01 | 0.2996E+01 |
| 0.1615E+01 | 0.1579E+01 | 0.9836E+00 | 0.1310E+01 | 0.7348E+00 | 0.7860E+00 | 0.6637E+00 | 0.1105E+01 | 0.1270E+01 | 0.1477E+01 | 0.1262E+01 | 0.1889E+01 |
| 0.7003E+00 | 0.3425E+01 | 0.8229E+01 | 0.1476E+02 | 0.1533E+02 | 0.1939E+02 | 0.1514E+02 | 0.1073E+02 | 0.6194E+01 | 0.3962E+01 | 0.1149E+01 | 0.9850E+00 |

STATISTICS ON NORMAL ANNUAL MEANS(ALL DAYS)

| MEAN | VARIANCE | STANDARD DEVIATION | SKEWNESS | COEFF. OF VARIATION | SERIAL CORR |
|---|---|---|---|---|---|
| 0.2162E+03 | 0.8762E+04 | 0.9361E+02 | 0.5541E+00 | 0.4331E+00 | 0.4064E+00 |

STATISTICS ON LOG MONTHLY MEANS(ALL DAYS)

| OCT | NOV | DEC | JAN | FEB | MARCH | APRIL | MAY | JUNE | JULY | AUG | SEPT |
|---|---|---|---|---|---|---|---|---|---|---|---|
| BY FOWS(MEAN,VARIANCE,STANDARD DEVIATION, SKEWNESS, COEFF. OF VARIATION,PERCENTAGE OF AVERAGE FLOW) | | | | | | | | | | | |
| 0.7681E+00 | 0.1377E+01 | 0.1931E+01 | 0.2294E+01 | 0.2440E+01 | 0.2557E+01 | 0.2476E+01 | 0.2212E+01 | 0.1902E+01 | 0.1585E+01 | 0.1127E+01 | 0.8428E+00 |
| 0.5170E+00 | 0.6696E+00 | 0.6344E+00 | 0.2675E+00 | 0.1869E+00 | 0.1652E+00 | 0.1321E+00 | 0.2359E+00 | 0.2999E+00 | 0.4785E+00 | 0.6345E+00 | 0.5614E+00 |
| 0.7195E+00 | 0.8183E+00 | 0.7965E+00 | 0.5172E+00 | 0.4323E+00 | 0.4065E+00 | 0.3634E+00 | 0.4857E+00 | 0.5477E+00 | 0.6918E+00 | 0.7966E+00 | 0.7492E+00 |
| -0.6487E-01 | -0.2268E+00 | -0.1012E+01 | 0.1251E+00 | -0.7041E+00 | -0.9825E+00 | -0.7058E+00 | -0.2939E+00 | -0.5040E-01 | -0.4431E+00 | -0.2846E+01 | 0.8105E-02 |
| 0.9361E+00 | 0.5945E+00 | 0.4125E+00 | 0.2255E+00 | 0.1772E+00 | 0.1589E+00 | 0.1468E+00 | 0.2196E+00 | 0.2879E+00 | 0.4363E+00 | 0.7068E+00 | 0.8889E+00 |
| 0.3571E+01 | 0.6399E+01 | 0.8976E+01 | 0.1066E+02 | 0.1134E+02 | 0.1189E+02 | 0.1151E+02 | 0.1028E+02 | 0.8844E+01 | 0.7370E+01 | 0.5239E+01 | 0.3918E+01 |

STATISTICS ON LOG ANNUAL MEANS(ALL DAYS)

| MEAN | VARIANCE | STANDARD DEVIATION | SKEWNESS | COEFF. OF VARIATION | SERIAL CORR |
|---|---|---|---|---|---|
| 0.2284E+01 | 0.5768E-01 | 0.2402E+00 | -0.1666E+01 | 0.1052E+00 | 0.2594E+00 |

ANNUAL PEAKS

| | |
|---|---|
| 1940 | 17700 |
| 1941 | 3450 |
| 1942 | 6600 |
| 1943 | 21900 |
| 1944 | 9620 |
| 1945 | 27700 |
| 1946 | 15400 |
| 1947 | 14400 |
| 1948 | 13800 |
| 1949 | 25000 |
| 1950 | 24800 |
| 1951 | 15200 |
| 1952 | 8400 |
| 1953 | 5970 |
| 1954 | 1250 |
| 1955 | 10100 |
| 1956 | 15500 |
| 1957 | 19300 |
| 1958 | 17800 |
| 1959 | 56800 |
| 1960 | 35300 |
| 1961 | 20600 |
| 1962 | 14200 |
| 1963 | 24500 |
| 1964 | 21100 |
| 1965 | 6000 |
| 1966 | 7630 |
| 1967 | 7300 |
| 1968 | 40600 |
| 1969 | 13100 |
| 1970 | 11800 |
| 1971 | 11400 |
| 1972 | 11700 |
| 1973 | 9580 |

## 03371500 East Fork White River near Bedford, Ind.

LOCATION.--Lat 38°46'10", long 86°24'30", in SW¼NE¼ sec.21, T.4 N., R.1 E., Lawrence County, on downstream side of center pier of bridge on county road, 0.4 mile (0.6 km) upstream from Mill Creek, 2.9 miles (4.7 km) downstream from Sugar Creek, 3.9 miles (6.3 km) northeast of Mitchell, and 7.8 miles (12.6 km) southeast of Bedford.

DRAINAGE AREA.--3,861 mi² (10,000 km²).

DURATION TABLE OF DAILY DISCHARGE FOR YEAR ENDING SEPTEMBER 30

| YEAR | 0 | 1 | 2 | 3 | 4 | 5 | 6 | 7 | 8 | 9 | 10 | 11 | 12 | 13 | 14 | 15 | 16 | 17 | 18 | 19 | 20 | 21 | 22 | 23 | 24 | 25 | 26 | 27 | 28 | 29 | 30 | 31 | 32 | 33 | 34 | CFS_DAYS |
|---|---|---|---|---|---|---|---|---|---|---|---|---|---|---|---|---|---|---|---|---|---|---|---|---|---|---|---|---|---|---|---|---|---|---|---|---|
| | NUMBER OF DAYS IN CLASS | | | | | | | | | | | | | | | | | | | | | | | | | | | | | | | | | | | |
| 1940 | | | 9 | 23 | 20 | 110 | 14 | 6 | 15 | 13 | 4 | 14 | 17 | 17 | 23 | 12 | 11 | 6 | 7 | 5 | 6 | 13 | 10 | 1 | 1 | 1 | 1 | 2 | 1 | 1 | 2 | 1 | | | | 901995.0 |
| 1941 | | 3 | 10 | 34 | 62 | 47 | 47 | 34 | 39 | 31 | 14 | 11 | 6 | 11 | 2 | 2 | 2 | 1 | 1 | 1 | 2 | 2 | 3 | | | | | | | | | | | | | 234843.0 |
| 1942 | | | | 2 | 2 | 5 | 8 | 12 | 16 | 15 | 28 | 16 | 19 | 37 | 31 | 21 | 15 | 18 | 16 | 16 | 22 | 18 | 10 | 11 | 8 | 11 | 5 | 1 | 2 | | | | | | | 1291950.0 |
| 1943 | | | | | | 1 | 51 | 28 | 8 | 2 | 5 | 7 | 17 | 14 | 25 | 31 | 32 | 19 | 18 | 24 | 15 | 12 | 10 | 18 | 5 | 6 | 8 | 1 | 1 | 1 | 1 | 2 | 2 | 1 | | 1552500.0 |
| 1958 | | | | | | | | | 29 | 14 | 1 | | 4 | 15 | 21 | 21 | 36 | 32 | 21 | 26 | 24 | 26 | 26 | 21 | 11 | 8 | 13 | 9 | 2 | 5 | | | | | | 2087225.0 |
| 1959 | | | | | | | 3 | 13 | 18 | 20 | 15 | 9 | 40 | 23 | 22 | 24 | 23 | 29 | 21 | 16 | 18 | 21 | 18 | 11 | 5 | 1 | 6 | 2 | 4 | 1 | | 2 | 1 | 2 | | 1589937.0 |
| 1960 | | | | | | | | 19 | 28 | 15 | 25 | 21 | 16 | 32 | 33 | 26 | 25 | 24 | 19 | 15 | 19 | 12 | 7 | 6 | 6 | 7 | 5 | 2 | | 1 | 2 | 1 | | | | 1252789.0 |
| 1961 | | | | | | | 37 | 46 | 59 | 13 | 16 | 18 | 8 | 13 | 7 | 20 | 15 | 18 | 9 | 8 | 5 | 8 | 6 | 12 | 9 | 6 | 10 | 5 | 6 | 5 | 2 | | 1 | 2 | 1 | 1671453.0 |
| 1962 | | | | | | | | 34 | 18 | 25 | 21 | 22 | 20 | 18 | 35 | 28 | 19 | 28 | 15 | 12 | 9 | 5 | 9 | 17 | 10 | 5 | 9 | 1 | 1 | 2 | 2 | | | | | 1302949.0 |
| 1963 | | | | | 5 | 8 | 11 | 10 | 53 | 61 | 36 | 39 | 12 | 25 | 12 | 14 | 14 | 8 | 10 | 7 | 6 | 1 | 4 | 8 | 5 | 1 | 3 | 3 | 5 | 1 | 1 | | 2 | | | | 1011128.0 |
| 1964 | | | | | 11 | 58 | 60 | 17 | 16 | 13 | 20 | 16 | 18 | 22 | 15 | 6 | 8 | 5 | 6 | 9 | 9 | 11 | 5 | 6 | 5 | 6 | 3 | 4 | 1 | 2 | 4 | 2 | 2 | 1 | 1 | 2 | 1244665.0 |
| 1965 | | | | | | 46 | 17 | 2 | 20 | 19 | 28 | 23 | 30 | 16 | 25 | 11 | 19 | 9 | 8 | 14 | 15 | 11 | 10 | 8 | 7 | 11 | 6 | 6 | 1 | 1 | 2 | | | | | 1064355.0 |
| 1966 | | | | | | 1 | 13 | 13 | 18 | 14 | 37 | 53 | 34 | 25 | 29 | 13 | 15 | 11 | 15 | 11 | 14 | 11 | 8 | 4 | 13 | 6 | 3 | 2 | 2 | | | | | | | 892325.0 |
| 1967 | | | | | | | 20 | 39 | 23 | 10 | 14 | 12 | 11 | 12 | 18 | 16 | 18 | 18 | 21 | 16 | 21 | 17 | 11 | 16 | 15 | 14 | 4 | 11 | 4 | 1 | 2 | 1 | | | | 1480680.0 |
| 1968 | | | | | | 6 | 7 | 20 | 3 | 24 | 8 | 13 | 8 | 8 | 29 | 26 | 18 | 27 | 19 | 24 | 16 | 23 | 14 | 23 | 17 | 9 | 5 | 6 | 3 | 3 | 1 | 1 | 1 | 2 | 1 | 1 | 1784783.0 |
| 1969 | | | | | | | | 5 | 31 | 20 | 16 | 13 | 5 | 14 | 27 | 34 | 40 | 40 | 17 | 19 | 12 | 11 | 9 | 14 | 16 | 4 | 8 | 2 | 3 | 1 | 1 | 2 | 1 | | | 1616027.0 |
| 1970 | | | | | | | | 8 | 19 | 24 | 51 | 28 | 14 | 17 | 27 | 15 | 16 | 17 | 24 | 19 | 17 | 7 | 12 | 17 | 13 | 6 | 7 | 4 | 1 | 2 | | | | | | 1161567.0 |
| 1971 | | | | | | | 11 | 9 | 32 | 29 | 35 | 19 | 25 | 32 | 25 | 26 | 25 | 19 | 8 | 9 | 16 | 18 | 10 | 5 | 1 | 1 | 4 | 1 | 1 | 2 | 2 | | | | | 1060398.0 |
| 1972 | | | | | | | 8 | 33 | 41 | 21 | 21 | 18 | 8 | 26 | 22 | 17 | 34 | 22 | 16 | 18 | 14 | 13 | 13 | 4 | 3 | 2 | 2 | 5 | 3 | 2 | | | | | | 1149904.0 |
| 1973 | | | | | | | | | 14 | 17 | 15 | 16 | 8 | 7 | 9 | 17 | 24 | 20 | 28 | 19 | 37 | 28 | 23 | 30 | 23 | 8 | 11 | 7 | 4 | | | | | | | 2089155.0 |

| CLASS | CFS | TOTAL | ACCUM | PERCT | CLASS | CFS | TOTAL | ACCUM | PERCT | CLASS | CFS | TOTAL | ACCUM | PERCT | CLASS | CFS | TOTAL | ACCUM | PERCT |
|---|---|---|---|---|---|---|---|---|---|---|---|---|---|---|---|---|---|---|---|
| 0 | 0.00 | 0 | 7305 | 100.0 | 9 | 620.00 | 456 | 5598 | 76.6 | 18 | 3400.0 | 298 | 2122 | 29.0 | 27 | 19000 | 52 | 176 | 2.4 |
| 1 | 138.00 | 3 | 7305 | 100.0 | 10 | 750.00 | 406 | 5142 | 70.4 | 19 | 4100.0 | 289 | 1824 | 25.0 | 28 | 22000 | 43 | 124 | 1.6 |
| 2 | 170.00 | 10 | 7302 | 100.0 | 11 | 910.00 | 328 | 4736 | 64.8 | 20 | 4900.0 | 284 | 1535 | 21.0 | 29 | 27000 | 31 | 81 | 1.1 |
| 3 | 200.00 | 56 | 7292 | 99.8 | 12 | 1100.00 | 302 | 4408 | 60.3 | 21 | 6000.0 | 241 | 1251 | 17.1 | 30 | 33000 | 16 | 50 | .6 |
| 4 | 240.00 | 203 | 7236 | 99.1 | 13 | 1300.00 | 424 | 4106 | 56.2 | 22 | 7200.0 | 235 | 1010 | 13.8 | 31 | 39000 | 12 | 34 | .4 |
| 5 | 290.00 | 198 | 7033 | 96.3 | 14 | 1600.00 | 377 | 3682 | 50.4 | 23 | 8700.0 | 237 | 775 | 10.6 | 32 | 47000 | 11 | 22 | .3 |
| 6 | 350.00 | 385 | 6835 | 93.6 | 15 | 1900.00 | 398 | 3305 | 45.2 | 24 | 11000.0 | 155 | 538 | 7.4 | 33 | 57000 | 7 | 11 | .1 |
| 7 | 430.00 | 356 | 6450 | 88.3 | 16 | 2300.00 | 403 | 2907 | 39.8 | 25 | 13000.0 | 89 | 383 | 5.2 | 34 | 69000 | 4 | 4 | .0 |
| 8 | 520.00 | 496 | 6094 | 83.4 | 17 | 2800.00 | 362 | 2504 | 34.3 | 26 | 15000.0 | 118 | 294 | 4.0 | | | | | |

LOWEST MEAN DISCHARGE, IN CFS, AND RANKING, FOR THE FOLLOWING NUMBER OF CONSECUTIVE DAYS IN YEAR ENDING MARCH 31

| YEAR | 1 | | 3 | | 7 | | 14 | | 30 | | 60 | | 90 | | 120 | | 183 | | ANNUAL | |
|---|---|---|---|---|---|---|---|---|---|---|---|---|---|---|---|---|---|---|---|---|
| 1941 | 170.00 | 2 | 190.00 | 2 | 209.00 | 2 | 217.00 | 2 | 228.00 | 2 | 239.00 | 1 | 258.00 | 1 | 274.00 | 1 | 331.00 | 1 | 1830.00 | 1 |
| 1942 | 136.00 | 1 | 166.00 | 1 | 196.00 | 1 | 210.00 | 1 | 222.00 | 1 | 265.00 | 2 | 299.00 | 4 | 380.00 | 4 | 602.00 | 5 | 2230.00 | 3 |
| 1943 | 340.00 | 7 | 353.00 | 7 | 364.00 | 7 | 369.00 | 7 | 379.00 | 7 | 454.00 | 8 | 666.00 | 13 | 804.00 | 14 | 1480.00 | 14 | 4250.00 | 14 |
| 1959 | 1130.00 | 18 | 1130.00 | 18 | 1140.00 | 18 | 1180.00 | 18 | 1220.00 | 18 | 1890.00 | 18 | 2100.00 | 18 | 2550.00 | 18 | 4120.00 | 18 | 6830.00 | 18 |
| 1960 | 420.00 | 12 | 420.00 | 12 | 431.00 | 11 | 459.00 | 12 | 480.00 | 12 | 540.00 | 11 | 588.00 | 10 | 706.00 | 12 | 876.00 | 10 | 2600.00 | 4 |
| 1961 | 404.00 | 10 | 404.00 | 10 | 404.00 | 9 | 407.00 | 8 | 414.00 | 8 | 433.00 | 7 | 463.00 | 7 | 487.00 | 7 | 586.00 | 4 | 3690.00 | 13 |
| 1962 | 448.00 | 14 | 448.00 | 14 | 448.00 | 13 | 448.00 | 11 | 473.00 | 11 | 515.00 | 10 | 587.00 | 9 | 700.00 | 11 | 1140.00 | 13 | 5210.00 | 16 |
| 1963 | 370.00 | 8 | 390.00 | 9 | 433.00 | 12 | 499.00 | 14 | 570.00 | 15 | 602.00 | 12 | 625.00 | 11 | 645.00 | 9 | 789.00 | 9 | 2920.00 | 7 |
| 1964 | 220.00 | 3 | 222.00 | 3 | 226.00 | 3 | 235.00 | 3 | 259.00 | 3 | 277.00 | 4 | 276.00 | 2 | 286.00 | 2 | 422.00 | 2 | 2680.00 | 5 |
| 1965 | 249.00 | 4 | 250.00 | 4 | 252.00 | 4 | 253.00 | 4 | 261.00 | 4 | 271.00 | 3 | 287.00 | 3 | 326.00 | 3 | 585.00 | 3 | 3200.00 | 8 |
| 1966 | 438.00 | 13 | 446.00 | 13 | 495.00 | 15 | 530.00 | 16 | 563.00 | 14 | 815.00 | 17 | 854.00 | 17 | 880.00 | 15 | 929.00 | 11 | 2750.00 | 6 |
| 1967 | 289.00 | 6 | 290.00 | 6 | 307.00 | 6 | 315.00 | 6 | 373.00 | 6 | 395.00 | 6 | 433.00 | 6 | 482.00 | 6 | 773.00 | 8 | 3370.00 | 9 |
| 1968 | 277.00 | 5 | 279.00 | 5 | 284.00 | 5 | 293.00 | 5 | 334.00 | 5 | 348.00 | 5 | 405.00 | 5 | 453.00 | 5 | 756.00 | 7 | 3590.00 | 12 |
| 1969 | 506.00 | 16 | 506.00 | 16 | 513.00 | 16 | 523.00 | 15 | 544.00 | 13 | 608.00 | 13 | 785.00 | 15 | 1430.00 | 17 | 2060.00 | 17 | 5630.00 | 17 |
| 1970 | 609.00 | 17 | 612.00 | 17 | 626.00 | 17 | 656.00 | 17 | 733.00 | 17 | 803.00 | 16 | 848.00 | 16 | 1340.00 | 16 | 1610.00 | 16 | 3560.00 | 11 |
| 1971 | 362.00 | 5 | 387.00 | 8 | 392.00 | 8 | 409.00 | 9 | 421.00 | 9 | 492.00 | 9 | 534.00 | 8 | 569.00 | 8 | 724.00 | 6 | 3520.00 | 10 |
| 1972 | 468.00 | 15 | 471.00 | 15 | 478.00 | 14 | 495.00 | 13 | 572.00 | 16 | 615.00 | 14 | 661.00 | 12 | 661.00 | 10 | 1080.00 | 12 | 2090.00 | 2 |
| 1973 | 409.00 | 11 | 411.00 | 11 | 418.00 | 10 | 433.00 | 10 | 463.00 | 10 | 619.00 | 15 | 689.00 | 14 | 776.00 | 13 | 1580.00 | 15 | 5150.00 | 15 |

HIGHEST MEAN DISCHARGE, IN CFS, AND RANKING, FOR THE FOLLOWING NUMBER OF CONSECUTIVE DAYS IN YEAR ENDING SEPTEMBER 30

| YEAR | 1 | | 3 | | 7 | | 15 | | 30 | | 60 | | 90 | | 120 | | 183 | | ANNUAL | |
|---|---|---|---|---|---|---|---|---|---|---|---|---|---|---|---|---|---|---|---|---|
| 1940 | 48800.0 | 8 | 44500.0 | 8 | 35500.0 | 7 | 23200.0 | 8 | 14400.0 | 10 | 8590.0 | 16 | 7700.0 | 15 | 6360.0 | 16 | 4560.0 | 18 | 2460.0 | 18 |
| 1941 | 7630.0 | 20 | 7560.0 | 20 | 6720.0 | 20 | 4610.0 | 20 | 2790.0 | 20 | 1680.0 | 20 | 1310.0 | 20 | 1120.0 | 20 | 970.0 | 20 | 643.0 | 20 |
| 1942 | 24100.0 | 17 | 23000.0 | 17 | 18800.0 | 17 | 12200.0 | 17 | 9220.0 | 18 | 8850.0 | 15 | 7900.0 | 14 | 6850.0 | 13 | 5820.0 | 11 | 3540.0 | 10 |
| 1943 | 58500.0 | 5 | 54200.0 | 5 | 44900.0 | 4 | 29100.0 | 4 | 16900.0 | 7 | 10900.0 | 8 | 10300.0 | 5 | 8850.0 | 7 | 7250.0 | 5 | 4250.0 | 7 |
| 1958 | 32300.0 | 14 | 30300.0 | 13 | 24900.0 | 14 | 19500.0 | 12 | 13300.0 | 13 | 10400.0 | 10 | 9350.0 | 8 | 8890.0 | 5 | 7060.0 | 7 | 5720.0 | 1 |
| 1959 | 61800.0 | 4 | 57500.0 | 4 | 43700.0 | 5 | 27500.0 | 5 | 20400.0 | 2 | 14500.0 | 3 | 11400.0 | 3 | 9260.0 | 2 | 7290.0 | 4 | 4360.0 | 6 |
| 1960 | 41100.0 | 9 | 37100.0 | 9 | 28100.0 | 9 | 20100.0 | 10 | 12300.0 | 15 | 7790.0 | 18 | 5720.0 | 18 | 5420.0 | 18 | 5420.0 | 12 | 3420.0 | 11 |
| 1961 | 69200.0 | 2 | 64900.0 | 2 | 48100.0 | 2 | 29400.0 | 3 | 20800.0 | 1 | 14900.0 | 2 | 14900.0 | 1 | 12100.0 | 1 | 8560.0 | 1 | 4580.0 | 4 |
| 1962 | 35200.0 | 12 | 32600.0 | 12 | 26300.0 | 11 | 18600.0 | 14 | 14600.0 | 9 | 10500.0 | 9 | 9370.0 | 7 | 7750.0 | 9 | 5840.0 | 10 | 3570.0 | 9 |
| 1963 | 56300.0 | 6 | 49000.0 | 6 | 32800.0 | 8 | 24300.0 | 6 | 18800.0 | 4 | 11700.0 | 7 | 8590.0 | 12 | 6820.0 | 14 | 4850.0 | 16 | 2770.0 | 17 |
| 1964 | 73100.0 | 1 | 67500.0 | 1 | 52100.0 | 1 | 33700.0 | 1 | 19600.0 | 3 | 16000.0 | 1 | 11600.0 | 2 | 9230.0 | 3 | 6430.0 | 9 | 3400.0 | 12 |
| 1965 | 30300.0 | 15 | 28300.0 | 15 | 21400.0 | 16 | 13900.0 | 16 | 11300.0 | 16 | 8260.0 | 17 | 8660.0 | 11 | 7170.0 | 11 | 5140.0 | 15 | 2920.0 | 15 |
| 1966 | 19200.0 | 19 | 18400.0 | 19 | 15800.0 | 19 | 11200.0 | 19 | 7420.0 | 19 | 5530.0 | 19 | 5490.0 | 19 | 4940.0 | 19 | 4150.0 | 19 | 2440.0 | 19 |
| 1967 | 35700.0 | 11 | 33200.0 | 10 | 25200.0 | 13 | 16300.0 | 15 | 12600.0 | 14 | 9190.0 | 13 | 8840.0 | 10 | 7680.0 | 10 | 7160.0 | 6 | 4060.0 | 8 |
| 1968 | 69000.0 | 3 | 60200.0 | 3 | 48000.0 | 3 | 29900.0 | 2 | 18500.0 | 5 | 12100.0 | 5 | 10800.0 | 4 | 9030.0 | 4 | 7830.0 | 3 | 4880.0 | 3 |
| 1969 | 52000.0 | 7 | 46700.0 | 7 | 35500.0 | 6 | 23900.0 | 7 | 18200.0 | 6 | 11900.0 | 6 | 9200.0 | 9 | 8110.0 | 8 | 6770.0 | 8 | 4430.0 | 5 |
| 1970 | 22300.0 | 18 | 20900.0 | 18 | 16100.0 | 18 | 11900.0 | 18 | 9800.0 | 17 | 8970.0 | 14 | 7910.0 | 13 | 7050.0 | 12 | 5410.0 | 13 | 3180.0 | 13 |
| 1971 | 36300.0 | 10 | 33100.0 | 11 | 27400.0 | 10 | 19600.0 | 11 | 13600.0 | 12 | 9320.0 | 12 | 7250.0 | 17 | 6120.0 | 17 | 4780.0 | 17 | 2910.0 | 16 |
| 1972 | 32500.0 | 13 | 29900.0 | 14 | 25500.0 | 12 | 20900.0 | 9 | 13800.0 | 11 | 9360.0 | 11 | 7680.0 | 16 | 6400.0 | 15 | 5380.0 | 14 | 3140.0 | 14 |
| 1973 | 24900.0 | 16 | 23900.0 | 16 | 22500.0 | 15 | 19300.0 | 13 | 15500.0 | 8 | 12900.0 | 4 | 10100.0 | 6 | 8880.0 | 6 | 8450.0 | 2 | 5720.0 | 2 |

STATISTICS ON NORMAL MONTHLY MEANS(ALL DAYS)

| OCT | NOV | DEC | JAN | FEB | MARCH | APRIL | MAY | JUNE | JULY | AUG | SEPT |
|---|---|---|---|---|---|---|---|---|---|---|---|
| BY ROWS(MEAN,VARIANCE,STANDARD DEVIATION, SKEWNESS, COEFF. OF VARIATION,PERCENTAGE OF AVERAGE FLOW) | | | | | | | | | | | |
| 0.5666E+03 | 0.1367E+04 | 0.3286E+04 | 0.3870E+04 | 0.5850E+04 | 0.8386E+04 | 0.6815E+04 | 0.5638E+04 | 0.3286E+04 | 0.2475E+04 | 0.1344E+04 | 0.6828E+03 |
| 0.9115E+05 | 0.2096E+07 | 0.1166E+08 | 0.1141E+08 | 0.1460E+08 | 0.3342E+08 | 0.1398E+08 | 0.2015E+08 | 0.4875E+07 | 0.5953E+07 | 0.2178E+07 | 0.2466E+06 |
| 0.3019E+03 | 0.1448E+04 | 0.3414E+04 | 0.3377E+04 | 0.3821E+04 | 0.5781E+04 | 0.3739E+04 | 0.4489E+04 | 0.2208E+04 | 0.2440E+04 | 0.1476E+04 | 0.4966E+03 |
| 0.1911E+01 | 0.2653E+01 | 0.1462E+01 | 0.1814E+01 | 0.5490E+00 | 0.6685E+00 | 0.3401E+00 | 0.1434E+01 | 0.1237E+01 | 0.1813E+01 | 0.3081E+01 | 0.2968E+01 |
| 0.5328E+00 | 0.1059E+01 | 0.1039E+01 | 0.8726E+00 | 0.6531E+00 | 0.6893E+00 | 0.5487E+00 | 0.7962E+00 | 0.6720E+00 | 0.9859E+00 | 0.1098E+01 | 0.7273E+00 |
| 0.1301E+01 | 0.3138E+01 | 0.7542E+01 | 0.8884E+01 | 0.1343E+02 | 0.1925E+02 | 0.1564E+02 | 0.1294E+02 | 0.7542E+01 | 0.5680E+01 | 0.3084E+01 | 0.1567E+01 |

STATISTICS ON NORMAL ANNUAL MEANS(ALL DAYS)

| MEAN | VARIANCE | STANDARD DEVIATION | SKEWNESS | COEFF. OF VARIATION | SERIAL CORR |
|---|---|---|---|---|---|
| 0.3620E+04 | 0.1418E+07 | 0.1191E+04 | -0.2900E+00 | 0.3289E+00 | 0.3272E+00 |

STATISTICS ON LOG MONTHLY MEANS(ALL DAYS)

| OCT | NOV | DEC | JAN | FEB | MARCH | APRIL | MAY | JUNE | JULY | AUG | SEPT |
|---|---|---|---|---|---|---|---|---|---|---|---|
| BY ROWS(MEAN,VARIANCE,STANDARD DEVIATION, SKEWNESS, COEFF. OF VARIATION,PERCENTAGE OF AVERAGE FLOW) | | | | | | | | | | | |
| 0.2706E+01 | 0.2975E+01 | 0.3278E+01 | 0.3434E+01 | 0.3642E+01 | 0.3796E+01 | 0.3751E+01 | 0.3624E+01 | 0.3433E+01 | 0.3239E+01 | 0.2989E+01 | 0.2763E+01 |
| 0.4122E-01 | 0.1356E+00 | 0.2466E+00 | 0.1561E+00 | 0.1476E+00 | 0.1528E+00 | 0.9576E-01 | 0.1330E+00 | 0.7405E-01 | 0.1274E+00 | 0.1048E+00 | 0.5773E-01 |
| 0.2030E+00 | 0.3683E+00 | 0.4966E+00 | 0.3951E+00 | 0.3842E+00 | 0.3909E+00 | 0.3095E+00 | 0.3647E+00 | 0.2721E+00 | 0.3569E+00 | 0.3238E+00 | 0.2403E+00 |
| 0.4009E+00 | 0.4839E+00 | -0.5941E-01 | -0.2628E+00 | -0.9121E+00 | -0.1195E+01 | -0.1229E+01 | -0.7629E+00 | 0.3163E+00 | 0.7128E+00 | 0.8859E+00 | 0.6831E+00 |
| 0.7503E-01 | 0.1238E+00 | 0.1515E+00 | 0.1151E+00 | 0.1055E+00 | 0.1030E+00 | 0.8251E-01 | 0.1006E+00 | 0.7926E-01 | 0.1102E+00 | 0.1083E+00 | 0.8696E-01 |
| 0.6827E+01 | 0.7507E+01 | 0.8272E+01 | 0.8665E+01 | 0.9191E+01 | 0.9579E+01 | 0.9464E+01 | 0.9145E+01 | 0.8663E+01 | 0.8172E+01 | 0.7543E+01 | 0.6972E+01 |

STATISTICS ON LOG ANNUAL MEANS(ALL DAYS)

| MEAN | VARIANCE | STANDARD DEVIATION | SKEWNESS | COEFF. OF VARIATION | SERIAL CORR |
|---|---|---|---|---|---|
| 0.3526E+01 | 0.4028E-01 | 0.2007E+00 | -0.2447E+01 | 0.5693E-01 | 0.2201E+00 |

ANNUAL PEAKS

| | | | |
|---|---|---|---|
| 1913 | 155000 | 1957 | 41700 |
| 1940 | 50200 | 1958 | 34900 |
| 1941 | 7960 | 1959 | 65100 |
| 1942 | 24300 | 1960 | 42300 |
| 1943 | 59500 | 1961 | 70900 |
| 1944 | 44900 | 1962 | 35400 |
| 1945 | 68400 | 1963 | 59700 |
| 1946 | 21100 | 1964 | 75700 |
| 1947 | 37000 | 1965 | 31600 |
| 1948 | 31800 | 1966 | 19500 |
| 1949 | 63800 | 1967 | 36200 |
| 1950 | 64900 | 1968 | 71300 |
| 1951 | 36400 | 1969 | 53200 |
| 1952 | 37300 | 1970 | 23700 |
| 1953 | 17800 | 1971 | 37400 |
| 1954 | 4600 | 1972 | 34000 |
| 1955 | 24200 | 1973 | 25200 |
| 1956 | 31700 | | |

## 03371520 Back Creek at Leesville, Ind.

LOCATION.--Lat 38°50'48", long 86°18'06", in SW¼SE¼ sec.21, T.5 N., R.2 E., Lawrence County, on left bank at downstream side of county road bridge, 0.9 mile (1.4 km) west of Leesville, 2.5 miles (4.0 km) upstream from Jones Defeat Hollow and 7 miles (11 km) above mouth.

DRAINAGE AREA.--24.1 mi² (62.4 km²).

### DURATION TABLE OF DAILY DISCHARGE FOR YEAR ENDING SEPTEMBER 30

| CLASS | 0 | 1 | 2 | 3 | 4 | 5 | 6 | 7 | 8 | 9 | 10 | 11 | 12 | 13 | 14 | 15 | 16 | 17 | 18 | 19 | 20 | 21 | 22 | 23 | 24 | 25 | 26 | 27 | 28 | 29 | 30 | 31 | 32 | 33 | 34 |
|---|---|---|---|---|---|---|---|---|---|---|---|---|---|---|---|---|---|---|---|---|---|---|---|---|---|---|---|---|---|---|---|---|---|---|---|
| YEAR | NUMBER OF DAYS IN CLASS | | | | | | | | | | | | | | | | | | | | | | | | | | | | | | | | | | CFS_DAYS |
| 1971 | 11 | 8 | 18 | 6 | 10 | 15 | 7 | 9 | 18 | 11 | 16 | 34 | 15 | 19 | 14 | 13 | 18 | 17 | 27 | 22 | 19 | 15 | 6 | 5 | 4 | 4 | 2 | 1 | | | 1 | | | | 6381.9 |
| 1972 | | 1 | 3 | 4 | 10 | 24 | 8 | 9 | 32 | 16 | 22 | 16 | 19 | 15 | 12 | 18 | 13 | 16 | 22 | 28 | 26 | 23 | 8 | 7 | 3 | 4 | 2 | 4 | 2 | 2 | 2 | 1 | | | 10884.2 |
| 1973 | 5 | | 15 | 6 | 7 | 2 | 4 | 3 | 13 | 8 | 12 | 6 | 9 | 16 | 9 | 13 | 9 | 15 | 27 | 27 | 24 | 29 | 35 | 14 | 15 | 10 | 11 | 6 | 5 | 3 | 1 | 1 | 1 | | 23595.3 |

| CLASS | CFS | TOTAL | ACCUM | PERCT | CLASS | CFS | TOTAL | ACCUM | PERCT | CLASS | CFS | TOTAL | ACCUM | PERCT | CLASS | CFS | TOTAL | ACCUM | PERCT |
|---|---|---|---|---|---|---|---|---|---|---|---|---|---|---|---|---|---|---|---|
| 0 | 0.00 | 16 | 1096 | 100.0 | 9 | 1.40 | 35 | 844 | 77.0 | 18 | 17.0 | 76 | 449 | 41.0 | 27 | 220 | 11 | 30 | 2.7 |
| 1 | 0.08 | 5 | 1080 | 98.5 | 10 | 1.80 | 50 | 809 | 73.8 | 19 | 23.0 | 77 | 373 | 34.0 | 28 | 300 | 7 | 19 | 1.7 |
| 2 | 0.10 | 40 | 1071 | 97.7 | 11 | 2.40 | 56 | 759 | 69.3 | 20 | 31.0 | 69 | 296 | 27.0 | 29 | 400 | 5 | 12 | 1.0 |
| 3 | 0.20 | 16 | 1031 | 94.1 | 12 | 3.20 | 43 | 703 | 64.1 | 21 | 41.0 | 67 | 227 | 20.7 | 30 | 520 | 4 | 7 | .6 |
| 4 | 0.30 | 27 | 1015 | 92.6 | 13 | 4.20 | 50 | 660 | 60.2 | 22 | 54.0 | 49 | 160 | 14.6 | 31 | 700 | 2 | 3 | .2 |
| 5 | 0.40 | 41 | 988 | 90.1 | 14 | 5.60 | 35 | 610 | 55.7 | 23 | 72.0 | 26 | 111 | 10.1 | 32 | 930 | 1 | 1 | .0 |
| 6 | 0.60 | 19 | 947 | 86.4 | 15 | 7.50 | 44 | 575 | 52.5 | 24 | 96.0 | 22 | 85 | 7.8 | 33 | | | | |
| 7 | 0.80 | 21 | 928 | 84.7 | 16 | 9.90 | 40 | 531 | 48.4 | 25 | 130.0 | 18 | 63 | 5.7 | 34 | | | | |
| 8 | 1.00 | 63 | 907 | 82.8 | 17 | 13.00 | 42 | 491 | 44.8 | 26 | 170.0 | 15 | 45 | 4.1 | | | | | |

### LOWEST MEAN DISCHARGE, IN CFS, AND RANKING, FOR THE FOLLOWING NUMBER OF CONSECUTIVE DAYS IN YEAR ENDING MARCH 31

| YEAR | 1 | | 3 | | 7 | | 14 | | 30 | | 60 | | 90 | | 120 | | 183 | | ANNUAL | |
|---|---|---|---|---|---|---|---|---|---|---|---|---|---|---|---|---|---|---|---|---|
| 1972 | 0.00 | 1 | 0.00 | 1 | 0.06 | 1 | 0.07 | 1 | 0.32 | 1 | 1.80 | 1 | 2.00 | 1 | 1.93 | 1 | 3.09 | 1 | 15.00 | 1 |
| 1973 | 0.09 | 2 | 0.13 | 2 | 0.19 | 2 | 0.41 | 2 | 0.97 | 2 | 4.05 | 2 | 8.35 | 2 | 9.27 | 2 | 11.20 | 2 | 52.10 | 2 |

### HIGHEST MEAN DISCHARGE, IN CFS, AND RANKING, FOR THE FOLLOWING NUMBER OF CONSECUTIVE DAYS IN YEAR ENDING SEPTEMBER 30

| YEAR | 1 | | 3 | | 7 | | 15 | | 30 | | 60 | | 90 | | 120 | | 183 | | ANNUAL | |
|---|---|---|---|---|---|---|---|---|---|---|---|---|---|---|---|---|---|---|---|---|
| 1971 | 560.0 | 3 | 260.0 | 3 | 190.0 | 3 | 121.0 | 3 | 82.4 | 3 | 55.3 | 3 | 44.5 | 3 | 38.4 | 3 | 31.1 | 3 | 17.5 | 3 |
| 1972 | 925.0 | 2 | 676.0 | 2 | 466.0 | 2 | 312.0 | 2 | 177.0 | 2 | 118.0 | 2 | 88.2 | 2 | 69.3 | 2 | 51.5 | 2 | 29.7 | 2 |
| 1973 | 5000.0 | 1 | 1850.0 | 1 | 814.0 | 1 | 391.0 | 1 | 211.0 | 1 | 133.0 | 1 | 100.0 | 1 | 102.0 | 1 | 97.2 | 1 | 64.6 | 1 |

STATISTICS ON NORMAL MONTHLY MEANS(ALL DAYS)

| OCT | NOV | DEC | JAN | FEB | MARCH | APRIL | MAY | JUNE | JULY | AUG | SEPT |
|---|---|---|---|---|---|---|---|---|---|---|---|

BY ROWS(MEAN,VARIANCE,STANDARD DEVIATION, SKEWNESS, COEFF. OF VARIATION,PERCENTAGE OF AVERAGE FLOW)

| | | | | | | | | | | | |
|---|---|---|---|---|---|---|---|---|---|---|---|
| 0.2463E+01 | 0.2542E+02 | 0.3738E+02 | 0.3050E+02 | 0.4780E+02 | 0.7612E+02 | 0.1003E+03 | 0.2123E+02 | 0.2487E+02 | 0.7185E+02 | 0.7944E+01 | 0.2863E+01 |
| 0.8205E+00 | 0.1383E+04 | 0.1494E+04 | 0.3231E+03 | 0.1027E+04 | 0.3518E+04 | 0.6728E+04 | 0.7094E+02 | 0.1117E+04 | 0.1146E+05 | 0.9394E+02 | 0.6673E+01 |
| 0.9058E+00 | 0.3719E+02 | 0.3865E+02 | 0.1798E+02 | 0.3204E+02 | 0.5931E+02 | 0.8203E+02 | 0.8423E+01 | 0.3342E+02 | 0.1070E+03 | 0.9692E+01 | 0.2583E+01 |
| 0.1154E+01 | 0.1697E+01 | 0.1730E+01 | 0.1732E+01 | 0.1254E+01 | 0.1275E+01 | -0.5863E+00 | 0.1705E+01 | 0.1661E+01 | 0.1724E+01 | 0.1638E+01 | -0.3178E+00 |
| 0.3678E+00 | 0.1463E+01 | 0.1034E+01 | 0.5893E+00 | 0.6704E+00 | 0.7791E+00 | 0.8182E+00 | 0.3967E+00 | 0.1344E+01 | 0.1490E+01 | 0.1220E+01 | 0.9024E+00 |
| 0.5488E+00 | 0.5665E+01 | 0.8331E+01 | 0.6758E+01 | 0.1065E+02 | 0.1697E+02 | 0.2234E+02 | 0.4732E+01 | 0.5544E+01 | 0.1601E+02 | 0.1770E+01 | 0.6380E+00 |

STATISTICS ON NORMAL ANNUAL MEANS(ALL DAYS)

| MEAN | VARIANCE | STANDARD DEVIATION | SKEWNESS | COEFF. OF VARIATION | SERIAL CORR |
|---|---|---|---|---|---|
| 0.3729E+02 | 0.5988E+03 | 0.2447E+02 | 0.1256E+01 | 0.6562E+00 | 0.1000E+01 |

STATISTICS ON LOG MONTHLY MEANS(ALL DAYS)

| OCT | NOV | DEC | JAN | FEB | MARCH | APRIL | MAY | JUNE | JULY | AUG | SEPT |
|---|---|---|---|---|---|---|---|---|---|---|---|

BY ROWS(MEAN,VARIANCE,STANDARD DEVIATION, SKEWNESS, COEFF. OF VARIATION,PERCENTAGE OF AVERAGE FLOW)

| | | | | | | | | | | | |
|---|---|---|---|---|---|---|---|---|---|---|---|
| 0.3725E+00 | 0.9418E+00 | 0.1423E+01 | 0.1439E+01 | 0.1614E+01 | 0.1789E+01 | 0.1806E+01 | 0.1306E+01 | 0.1047E+01 | 0.1415E+01 | 0.6458E+00 | 0.1656E+00 |
| 0.2418E-01 | 0.6969E+00 | 0.1816E+00 | 0.5497E-01 | 0.8583E-01 | 0.1235E+00 | 0.3576E+00 | 0.2565E-01 | 0.5034E+00 | 0.5981E+00 | 0.3457E+00 | 0.5968E+00 |
| 0.1555E+00 | 0.8348E+00 | 0.4254E+00 | 0.2345E+00 | 0.2930E+00 | 0.3514E+00 | 0.5980E+00 | 0.1602E+00 | 0.7095E+00 | 0.7734E+00 | 0.5880E+00 | 0.7725E+00 |
| 0.7815E+00 | 0.6862E+00 | 0.1716E+01 | 0.1731E+01 | 0.5239E+00 | 0.3718E+00 | -0.1516E+01 | 0.1679E+01 | 0.6197E+00 | 0.1437E+01 | 0.7996E+00 | -0.1539E+01 |
| 0.4175E+00 | 0.8864E+00 | 0.2989E+00 | 0.1629E+00 | 0.1816E+00 | 0.1964E+00 | 0.3312E+00 | 0.1226E+00 | 0.6775E+00 | 0.5465E+00 | 0.9104E+00 | 0.4665E+01 |
| 0.2667E+01 | 0.6744E+01 | 0.1619E+02 | 0.1031E+02 | 0.1155E+02 | 0.1281E+02 | 0.1293E+02 | 0.9354E+01 | 0.7499E+01 | 0.1013E+02 | 0.4624E+01 | 0.1186E+01 |

STATISTICS ON LOG ANNUAL MEANS(ALL DAYS)

| MEAN | VARIANCE | STANDARD DEVIATION | SKEWNESS | COEFF. OF VARIATION | SERIAL CORR |
|---|---|---|---|---|---|
| 0.1509E+01 | 0.8157E-01 | 0.2856E+00 | 0.5510E+00 | 0.1893E+00 | 0.1000E+01 |

ANNUAL PEAKS

| | |
|---|---|
| 1971 | 1130 |
| 1972 | 3010 |
| 1973 | 15300 |

## 03371600 South Fork Salt Creek at Kurtz, Ind.

LOCATION.--Lat 38°57'46", long 86°12'12", in SW¼ sec.9, T.6 N., R.3 E., Jackson County, on right bank at downstream side of county road bridge, at north edge of Kurtz, 0.8 mile (1.3 km) upstream from right-bank tributary, and 6.1 miles (9.8 km) upstream from Little Salt Creek.

DRAINAGE AREA.--38.2 mi² (98.9 km²).

DURATION TABLE OF DAILY DISCHARGE FOR YEAR ENDING SEPTEMBER 30

| YEAR | 0 | 1 | 2 | 3 | 4 | 5 | 6 | 7 | 8 | 9 | 10 | 11 | 12 | 13 | 14 | 15 | 16 | 17 | 18 | 19 | 20 | 21 | 22 | 23 | 24 | 25 | 26 | 27 | 28 | 29 | 30 | 31 | 32 | 33 | 34 | CFS_DAYS |
|---|---|---|---|---|---|---|---|---|---|---|---|---|---|---|---|---|---|---|---|---|---|---|---|---|---|---|---|---|---|---|---|---|---|---|---|---|
| | NUMBER OF DAYS IN CLASS | | | | | | | | | | | | | | | | | | | | | | | | | | | | | | | | | | | |
| 1961 | 101 | | | | | | | 2 | 3 | 3 | 11 | 10 | 9 | 29 | 29 | 14 | 10 | 7 | 9 | 16 | 16 | 19 | 19 | 14 | 11 | 12 | 6 | 4 | 5 | 3 | | 1 | 2 | | | 18482.4 |
| 1962 | 71 | | | | | | | 5 | 3 | 9 | 5 | 16 | 17 | 26 | 12 | 14 | 17 | 23 | 17 | 18 | 30 | 23 | 16 | 17 | 8 | 6 | 4 | 1 | 3 | 1 | 1 | 2 | | | | 12312.0 |
| 1963 | 46 | | | | | | | 24 | 9 | 13 | 11 | 23 | 15 | 34 | 27 | 18 | 26 | 13 | 10 | 20 | 17 | 10 | 11 | 12 | 9 | 7 | 3 | 1 | 3 | | 1 | 1 | 1 | | | 10998.2 |
| 1964 | 173 | | | | | | | 2 | 4 | 4 | 6 | 10 | 13 | 13 | 21 | 13 | 8 | 11 | 7 | 8 | 11 | 20 | 10 | 8 | 7 | 5 | 4 | 2 | 1 | | 1 | | 1 | 1 | | 12390.7 |
| 1965 | 116 | | | | | | | 16 | 13 | 5 | 9 | 16 | 10 | 5 | 8 | 6 | 13 | 18 | 17 | 20 | 25 | 18 | 15 | 10 | 7 | 5 | 4 | 4 | 2 | 1 | | 1 | 1 | | | 10760.8 |
| 1966 | 43 | | | | | | | 21 | 6 | 6 | 3 | 10 | 29 | 31 | 29 | 20 | 21 | 20 | 10 | 20 | 24 | 18 | 12 | 12 | 9 | 5 | 6 | 3 | 3 | 2 | | 2 | | | | 11653.3 |
| 1967 | 56 | 7 | 6 | 3 | 5 | 7 | 3 | 16 | 10 | 7 | 11 | 8 | 4 | 9 | 7 | 9 | 14 | 16 | 17 | 31 | 15 | 15 | 22 | 18 | 13 | 15 | 9 | 2 | 5 | 1 | 3 | 1 | | | | 16597.4 |
| 1968 | 47 | 4 | 12 | 4 | 7 | 6 | 3 | 11 | 5 | 6 | 8 | 15 | 8 | 9 | 6 | 18 | 33 | 15 | 12 | 13 | 15 | 15 | 28 | 17 | 11 | 12 | 11 | 5 | 1 | 4 | 2 | 2 | 1 | | | 20146.2 |
| 1969 | 59 | | 1 | | 1 | 2 | 1 | 5 | 3 | 2 | 4 | 6 | 8 | 4 | 12 | 8 | 22 | 30 | 31 | 28 | 29 | 16 | 26 | 21 | 11 | 11 | 9 | 1 | 5 | 4 | 1 | 4 | | | | 20628.0 |
| 1970 | 21 | 1 | 12 | 6 | 5 | 9 | 3 | 14 | 5 | 11 | 4 | 5 | 8 | 9 | 11 | 13 | 25 | 36 | 16 | 24 | 23 | 25 | 22 | 19 | 11 | 9 | 5 | 3 | 2 | 2 | | 1 | 1 | | | 13709.1 |
| 1971 | 7 | | 3 | 2 | 5 | 5 | 3 | 8 | 7 | 5 | 5 | 7 | 15 | 14 | 14 | 23 | 24 | 26 | 33 | 40 | 27 | 25 | 19 | 12 | 12 | 9 | 5 | 3 | 4 | 2 | | 1 | | | | 12784.6 |

| CLASS | CFS | TOTAL | ACCUM | PERCT | CLASS | CFS | TOTAL | ACCUM | PERCT | CLASS | CFS | TOTAL | ACCUM | PERCT | CLASS | CFS | TOTAL | ACCUM | PERCT |
|---|---|---|---|---|---|---|---|---|---|---|---|---|---|---|---|---|---|---|---|
| 0 | 0.00 | 740 | 4017 | 100.0 | 9 | 0.30 | 71 | 2955 | 73.6 | 18 | 8.5 | 179 | 1600 | 39.8 | 27 | 250 | 29 | 116 | 2.8 |
| 1 | 0.01 | 12 | 3277 | 81.6 | 10 | 0.40 | 79 | 2884 | 71.8 | 19 | 12.0 | 238 | 1421 | 35.4 | 28 | 360 | 34 | 87 | 2.1 |
| 2 | 0.02 | 34 | 3265 | 81.3 | 11 | 0.60 | 126 | 2805 | 69.8 | 20 | 18.0 | 232 | 1183 | 29.4 | 29 | 530 | 20 | 53 | 1.3 |
| 3 | 0.03 | 15 | 3231 | 80.4 | 12 | 0.90 | 136 | 2679 | 66.7 | 21 | 26.0 | 204 | 951 | 23.7 | 30 | 770 | 9 | 33 | .8 |
| 4 | 0.04 | 27 | 3216 | 80.1 | 13 | 1.30 | 183 | 2543 | 63.3 | 22 | 38.0 | 200 | 747 | 18.6 | 31 | 1100 | 16 | 24 | .5 |
| 5 | 0.06 | 29 | 3189 | 79.4 | 14 | 1.90 | 176 | 2360 | 58.8 | 23 | 56.0 | 160 | 547 | 13.6 | 32 | 1600 | 7 | 8 | .1 |
| 6 | 0.09 | 13 | 3160 | 78.7 | 15 | 2.80 | 156 | 2184 | 54.4 | 24 | 81.0 | 109 | 387 | 9.6 | 33 | 2400 | 1 | 1 | .0 |
| 7 | 0.10 | 124 | 3147 | 78.3 | 16 | 4.00 | 213 | 2028 | 50.5 | 25 | 120.0 | 96 | 278 | 6.9 | 34 | | | | |
| 8 | 0.20 | 68 | 3023 | 75.3 | 17 | 5.80 | 215 | 1815 | 45.2 | 26 | 170.0 | 66 | 182 | 4.5 | | | | | |

LOWEST MEAN DISCHARGE, IN CFS, AND RANKING, FOR THE FOLLOWING NUMBER OF CONSECUTIVE DAYS IN YEAR ENDING MARCH 31

| YEAR | 1 | | 3 | | 7 | | 14 | | 30 | | 60 | | 90 | | 120 | | 183 | | ANNUAL | |
|---|---|---|---|---|---|---|---|---|---|---|---|---|---|---|---|---|---|---|---|---|
| 1962 | 0.00 | 1 | 0.00 | 1 | 0.00 | 1 | 0.00 | 1 | 0.00 | 1 | 0.06 | 5 | 0.06 | 5 | 0.23 | 4 | 2.59 | 6 | 57.00 | 9 |
| 1963 | 0.00 | 2 | 0.00 | 2 | 0.00 | 2 | 0.01 | 9 | 0.04 | 7 | 0.30 | 6 | 0.85 | 8 | 1.55 | 8 | 4.54 | 7 | 28.10 | 2 |
| 1964 | 0.00 | 3 | 0.00 | 3 | 0.00 | 3 | 0.00 | 2 | 0.00 | 2 | 0.00 | 1 | 0.00 | 1 | 0.00 | 1 | 0.37 | 1 | 32.10 | 4 |
| 1965 | 0.00 | 4 | 0.00 | 4 | 0.00 | 4 | 0.00 | 3 | 0.00 | 3 | 0.00 | 2 | 0.00 | 2 | 0.00 | 2 | 1.34 | 2 | 31.00 | 3 |
| 1966 | 0.00 | 5 | 0.00 | 5 | 0.00 | 5 | 0.00 | 4 | 0.17 | 9 | 1.05 | 9 | 1.28 | 9 | 1.51 | 7 | 2.37 | 4 | 22.30 | 1 |
| 1967 | 0.00 | 6 | 0.00 | 6 | 0.00 | 6 | 0.00 | 5 | 0.06 | 8 | 0.47 | 7 | 0.42 | 6 | 1.77 | 9 | 2.45 | 5 | 43.90 | 6 |
| 1968 | 0.00 | 7 | 0.00 | 7 | 0.00 | 7 | 0.00 | 6 | 0.00 | 4 | 0.00 | 3 | 0.00 | 3 | 0.20 | 3 | 1.34 | 3 | 45.50 | 7 |
| 1969 | 0.00 | 8 | 0.00 | 8 | 0.00 | 8 | 0.00 | 7 | 0.00 | 5 | 0.00 | 4 | 0.04 | 4 | 1.16 | 6 | 4.86 | 9 | 60.90 | 10 |
| 1970 | 0.00 | 9 | 0.00 | 9 | 0.00 | 9 | 0.00 | 8 | 0.05 | 6 | 1.12 | 10 | 2.12 | 10 | 9.85 | 10 | 14.60 | 10 | 47.80 | 8 |
| 1971 | 0.00 | 10 | 0.00 | 10 | 0.00 | 10 | 0.04 | 10 | 0.22 | 10 | 0.49 | 8 | 0.52 | 7 | 0.94 | 5 | 4.82 | 8 | 40.60 | 5 |

HIGHEST MEAN DISCHARGE, IN CFS, AND RANKING, FOR THE FOLLOWING NUMBER OF CONSECUTIVE DAYS IN YEAR ENDING SEPTEMBER 30

| YEAR | 1 | | 3 | | 7 | | 15 | | 30 | | 60 | | 90 | | 120 | | 183 | | ANNUAL | |
|---|---|---|---|---|---|---|---|---|---|---|---|---|---|---|---|---|---|---|---|---|
| 1961 | 2140.0 | 3 | 1620.0 | 2 | 811.0 | 2 | 402.0 | 3 | 258.0 | 3 | 180.0 | 2 | 170.0 | 1 | 148.0 | 1 | 100.0 | 2 | 50.6 | 3 |
| 1962 | 1250.0 | 10 | 776.0 | 7 | 451.0 | 7 | 267.0 | 8 | 177.0 | 8 | 130.0 | 8 | 109.0 | 7 | 87.0 | 7 | 61.0 | 7 | 33.7 | 8 |
| 1963 | 1630.0 | 5 | 884.0 | 6 | 426.0 | 9 | 366.0 | 5 | 244.0 | 5 | 145.0 | 5 | 109.0 | 8 | 83.1 | 10 | 57.3 | 11 | 30.1 | 10 |
| 1964 | 3870.0 | 1 | 1990.0 | 1 | 1030.0 | 1 | 533.0 | 1 | 284.0 | 1 | 186.0 | 1 | 127.0 | 3 | 101.0 | 5 | 67.7 | 6 | 33.9 | 7 |
| 1965 | 1670.0 | 4 | 1020.0 | 5 | 562.0 | 4 | 276.0 | 7 | 198.0 | 7 | 117.0 | 9 | 106.0 | 9 | 84.9 | 8 | 57.9 | 10 | 29.5 | 11 |
| 1966 | 1370.0 | 8 | 615.0 | 9 | 457.0 | 6 | 248.0 | 10 | 170.0 | 9 | 108.0 | 10 | 95.2 | 10 | 84.0 | 9 | 60.9 | 8 | 31.9 | 9 |
| 1967 | 1270.0 | 9 | 540.0 | 11 | 447.0 | 8 | 309.0 | 6 | 210.0 | 6 | 138.0 | 6 | 127.0 | 4 | 107.0 | 4 | 88.7 | 4 | 45.5 | 4 |
| 1968 | 2390.0 | 2 | 1210.0 | 3 | 694.0 | 3 | 372.0 | 4 | 251.0 | 4 | 176.0 | 3 | 154.0 | 2 | 127.0 | 2 | 106.0 | 1 | 55.0 | 2 |
| 1969 | 1570.0 | 7 | 1060.0 | 4 | 528.0 | 5 | 432.0 | 2 | 259.0 | 2 | 162.0 | 4 | 118.0 | 5 | 121.0 | 3 | 98.7 | 3 | 56.5 | 1 |
| 1970 | 1600.0 | 6 | 629.0 | 8 | 338.0 | 11 | 194.0 | 11 | 158.0 | 11 | 130.0 | 7 | 113.0 | 6 | 92.7 | 6 | 72.5 | 5 | 37.6 | 5 |
| 1971 | 1240.0 | 11 | 552.0 | 10 | 383.0 | 10 | 250.0 | 9 | 166.0 | 10 | 108.0 | 11 | 88.2 | 11 | 72.6 | 11 | 58.3 | 9 | 35.0 | 6 |

STATISTICS ON NORMAL MONTHLY MEANS(ALL DAYS)

| OCT | NOV | DEC | JAN | FEB | MARCH | APRIL | MAY | JUNE | JULY | AUG | SEPT |
|---|---|---|---|---|---|---|---|---|---|---|---|
| BY ROWS(MEAN,VARIANCE,STANDARD DEVIATION, SKEWNESS, COEFF. OF VARIATION,PERCENTAGE OF AVERAGE FLOW) | | | | | | | | | | | |
| 0.2169E+01 | 0.7069E+01 | 0.3101E+02 | 0.5129E+02 | 0.7435E+02 | 0.1170E+03 | 0.8567E+02 | 0.7797E+02 | 0.1902E+02 | 0.1188E+02 | 0.1887E+01 | 0.1943E+01 |
| 0.1788E+02 | 0.1040E+03 | 0.1393E+04 | 0.3705E+04 | 0.3456E+04 | 0.6760E+04 | 0.2459E+04 | 0.7110E+04 | 0.5199E+03 | 0.2890E+03 | 0.3597E+01 | 0.7089E+01 |
| 0.4229E+01 | 0.1020E+02 | 0.3732E+02 | 0.6087E+02 | 0.5879E+02 | 0.8222E+02 | 0.4959E+02 | 0.8432E+02 | 0.2280E+02 | 0.1700E+02 | 0.1897E+01 | 0.2662E+01 |
| 0.2205E+01 | 0.2000E+01 | 0.1021E+01 | 0.2261E+01 | 0.6570E+00 | 0.7956E+00 | 0.1396E+00 | 0.9993E+00 | 0.1778E+01 | 0.2121E+01 | 0.1076E+01 | 0.1235E+01 |
| 0.1950E+01 | 0.1442E+01 | 0.1204E+01 | 0.1187E+01 | 0.7907E+00 | 0.7027E+00 | 0.5788E+00 | 0.1081E+01 | 0.1199E+01 | 0.1430E+01 | 0.1005E+01 | 0.1370E+01 |
| 0.4507E+00 | 0.1469E+01 | 0.6443E+01 | 0.1066E+02 | 0.1545E+02 | 0.2431E+02 | 0.1780E+02 | 0.1620E+02 | 0.3952E+01 | 0.2469E+01 | 0.3921E+00 | 0.4038E+00 |

STATISTICS ON NORMAL ANNUAL MEANS(ALL DAYS)

| MEAN | VARIANCE | STANDARD DEVIATION | SKEWNESS | COEFF. OF VARIATION | SERIAL CORR |
|---|---|---|---|---|---|
| 0.3994E+02 | 0.1023E+03 | 0.1011E+02 | 0.7303E+00 | 0.2532E+00 | 0.4957E+00 |

STATISTICS ON LOG MONTHLY MEANS(ALL DAYS)

| OCT | NOV | DEC | JAN | FEB | MARCH | APRIL | MAY | JUNE | JULY | AUG | SEPT |
|---|---|---|---|---|---|---|---|---|---|---|---|
| BY ROWS(MEAN,VARIANCE,STANDARD DEVIATION, SKEWNESS, COEFF. OF VARIATION,PERCENTAGE OF AVERAGE FLOW) | | | | | | | | | | | |
| -0.2527E+00 | 0.4575E+00 | 0.1060E+01 | 0.1434E+01 | 0.1655E+01 | 0.1954E+01 | 0.1836E+01 | 0.1606E+01 | 0.9336E+00 | 0.5653E+00 | 0.4671E-01 | -0.1329E+00 |
| 0.1252E+01 | 0.4910E+00 | 0.5261E+00 | 0.3402E+00 | 0.3219E+00 | 0.1248E+00 | 0.1200E+00 | 0.3064E+00 | 0.4300E+00 | 0.6731E+00 | 0.3983E+00 | 0.9542E+00 |
| 0.1119E+01 | 0.7007E+00 | 0.7253E+00 | 0.5833E+00 | 0.5673E+00 | 0.3553E+00 | 0.3465E+00 | 0.5535E+00 | 0.6557E+00 | 0.8204E+00 | 0.6311E+00 | 0.9768E+00 |
| -0.1522E+01 | -0.3298E+00 | -0.1719E-01 | -0.7618E+00 | -0.1238E+01 | -0.4542E+00 | -0.1177E+01 | 0.1257E+00 | -0.4516E+00 | -0.3147E+00 | -0.1723E+01 | -0.1390E+01 |
| -0.4428E+01 | 0.1532E+01 | 0.6844E+00 | 0.4068E+00 | 0.3429E+00 | 0.1808E+00 | 0.1887E+00 | 0.3447E+00 | 0.7024E+00 | 0.1451E+01 | 0.1351E+02 | -0.7351E+01 |
| -0.2264E+01 | 0.4099E+01 | 0.9495E+01 | 0.1285E+02 | 0.1482E+02 | 0.1751E+02 | 0.1645E+02 | 0.1439E+02 | 0.8364E+01 | 0.5065E+01 | 0.4185E+00 | -0.1191E+01 |

STATISTICS ON LOG ANNUAL MEANS(ALL DAYS)

| MEAN | VARIANCE | STANDARD DEVIATION | SKEWNESS | COEFF. OF VARIATION | SERIAL CORR |
|---|---|---|---|---|---|
| 0.1590E+01 | 0.1107E-01 | 0.1052E+00 | 0.5624E+00 | 0.6619E-01 | 0.5056E+00 |

ANNUAL PEAKS

| | |
|---|---|
| 1961 | 4690 |
| 1962 | 3510 |
| 1963 | 3930 |
| 1964 | 4960 |
| 1965 | 5500 |
| 1966 | 2250 |
| 1967 | 3070 |
| 1968 | 6400 |
| 1969 | 3000 |
| 1970 | 3860 |
| 1971 | 2510 |

## 03371650 North Fork Salt Creek at Nashville, Ind.

LOCATION.--Lat 39°12'06", long 86°14'51", in NW¼SW¼ sec.19, T.9 N., R.3 E., Brown County, on right bank 90 ft (27 m) downstream from bridge on State Highway 46, 800 ft (244 m) downstream from Greasy Creek, and 0.4 mile (0.6 km) south of center of Nashville.

DRAINAGE AREA.--76.1 mi² (197.1 km²).

### DURATION TABLE OF DAILY DISCHARGE FOR YEAR ENDING SEPTEMBER 30

| CLASS | 0 | 1 | 2 | 3 | 4 | 5 | 6 | 7 | 8 | 9 | 10 | 11 | 12 | 13 | 14 | 15 | 16 | 17 | 18 | 19 | 20 | 21 | 22 | 23 | 24 | 25 | 26 | 27 | 28 | 29 | 30 | 31 | 32 | 33 | 34 | CFS-DAYS |
|---|---|---|---|---|---|---|---|---|---|---|---|---|---|---|---|---|---|---|---|---|---|---|---|---|---|---|---|---|---|---|---|---|---|---|---|---|
| YEAR | NUMBER OF DAYS IN CLASS | | | | | | | | | | | | | | | | | | | | | | | | | | | | | | | | | | | |
| 1962 | | | | | | | | | | | | 13 | 18 | 10 | 7 | 5 | 3 | 2 | 1 | | | 1 | | | 1 | | | | | | | | | | | 518.7 |
| 1963 | 9 | | | | | | 3 | 2 | 11 | 11 | 24 | 19 | 28 | 51 | 32 | 38 | 17 | 24 | 15 | 15 | 14 | 9 | 13 | 11 | 5 | 5 | 4 | 1 | | 1 | 3 | | | | | 20704.3 |
| 1964 | 105 | | | | | | 25 | 12 | 10 | 5 | 14 | 18 | 16 | 18 | 5 | 19 | 20 | 17 | 13 | 5 | 14 | 14 | 5 | 8 | 8 | 8 | 3 | | 1 | 1 | | 1 | 1 | | | 21823.0 |
| 1965 | 68 | | | | | | 7 | 4 | 4 | 4 | 6 | 14 | 20 | 26 | 22 | 23 | 21 | 18 | 16 | 19 | 22 | 18 | 20 | 7 | 11 | 4 | 6 | 3 | 1 | | 1 | | | | | 20176.9 |
| 1966 | 2 | | | | | | 13 | 4 | 24 | 12 | 7 | 7 | 4 | 11 | 25 | 54 | 30 | 35 | 16 | 24 | 22 | 21 | 22 | 10 | 8 | 6 | 4 | 1 | 3 | | | | | | | 19006.3 |
| 1967 | 12 | 1 | | 4 | 2 | | 7 | 4 | 12 | 11 | 12 | 13 | 7 | 11 | 19 | 18 | 10 | 20 | 23 | 34 | 31 | 24 | 28 | 18 | 15 | 10 | 8 | 4 | 3 | 4 | | | | | | 35487.5 |
| 1968 | 12 | | 1 | 1 | | 1 | 1 | | 1 | 3 | 4 | 21 | 31 | 27 | 32 | 37 | 24 | 13 | 12 | 18 | 23 | 31 | 23 | 17 | 8 | 9 | 7 | 1 | 3 | 3 | 1 | 1 | | | | 34700.0 |
| 1969 | | | | | | | | | 13 | 12 | 15 | 5 | | 21 | 28 | 27 | 24 | 27 | 32 | 28 | 25 | 22 | 27 | 25 | 12 | 7 | 6 | 3 | 1 | 2 | 2 | 1 | | | | 35252.9 |
| 1970 | | | | | | | | | | | 2 | 35 | 33 | 14 | 15 | 11 | 25 | 23 | 33 | 30 | 39 | 23 | 25 | 24 | 19 | 9 | 1 | | 1 | 2 | 1 | | | | | 27649.3 |
| 1971 | | | | | | | | | 2 | 8 | 17 | 17 | 22 | 12 | 16 | 19 | 27 | 47 | 34 | 30 | 33 | 21 | 19 | 17 | 12 | 3 | 4 | 3 | 1 | 1 | | | | | | 21911.0 |
| 1972 | 7 | | 2 | | 2 | | 11 | 6 | 7 | 8 | 8 | 14 | 26 | 34 | 27 | 13 | 11 | 16 | 26 | 21 | 37 | 38 | 16 | 8 | 10 | 9 | 4 | 2 | 1 | 1 | 1 | | | | | 23529.1 |
| 1973 | | | | | | | | | 4 | 5 | 15 | 4 | 4 | 3 | 15 | 17 | 13 | 19 | 21 | 38 | 39 | 37 | 31 | 29 | 33 | 12 | 16 | 7 | 2 | 1 | | | | | | 44368.4 |

| CLASS | CFS | TOTAL | ACCUM | PERCT | CLASS | CFS | TOTAL | ACCUM | PERCT | CLASS | CFS | TOTAL | ACCUM | PERCT | CLASS | CFS | TOTAL | ACCUM | PERCT |
|---|---|---|---|---|---|---|---|---|---|---|---|---|---|---|---|---|---|---|---|
| 0 | 0.00 | 215 | 4079 | 100.0 | 9 | 0.50 | 79 | 3663 | 89.8 | 18 | 18.0 | 242 | 1823 | 44.7 | 27 | 630 | 25 | 71 | 1.7 |
| 1 | 0.01 | 1 | 3864 | 94.7 | 10 | 0.70 | 124 | 3584 | 87.9 | 19 | 26.0 | 262 | 1581 | 38.8 | 28 | 940 | 17 | 46 | 1.1 |
| 2 | 0.02 | 3 | 3863 | 94.7 | 11 | 1.10 | 180 | 3460 | 84.8 | 20 | 39.0 | 299 | 1319 | 32.3 | 29 | 1400 | 16 | 29 | .7 |
| 3 | 0.03 | 5 | 3860 | 94.6 | 12 | 1.70 | 209 | 3280 | 80.4 | 21 | 59.0 | 259 | 1020 | 25.0 | 30 | 2100 | 9 | 13 | .3 |
| 4 | 0.04 | 4 | 3855 | 94.5 | 13 | 2.50 | 238 | 3071 | 75.3 | 22 | 87.0 | 229 | 761 | 18.7 | 31 | 3100 | 3 | 4 | |
| 5 | 0.07 | 1 | 3851 | 94.4 | 14 | 3.70 | 243 | 2833 | 69.5 | 23 | 130.0 | 174 | 532 | 13.0 | 32 | 4600 | 1 | 1 | |
| 6 | 0.10 | 67 | 3850 | 94.4 | 15 | 5.40 | 281 | 2590 | 63.5 | 24 | 190.0 | 142 | 358 | 8.8 | 33 | | | | |
| 7 | 0.20 | 32 | 3783 | 92.7 | 16 | 8.10 | 225 | 2309 | 56.6 | 25 | 290.0 | 82 | 216 | 5.3 | 34 | | | | |
| 8 | 0.30 | 88 | 3751 | 92.0 | 17 | 12.00 | 261 | 2084 | 51.1 | 26 | 420.0 | 63 | 134 | 3.3 | | | | | |

### LOWEST MEAN DISCHARGE, IN CFS, AND RANKING, FOR THE FOLLOWING NUMBER OF CONSECUTIVE DAYS IN YEAR ENDING MARCH 31

| YEAR | 1 | | 3 | | 7 | | 14 | | 30 | | 60 | | 90 | | 120 | | 183 | | ANNUAL | |
|---|---|---|---|---|---|---|---|---|---|---|---|---|---|---|---|---|---|---|---|---|
| 1964 | 0.00 | 1 | 0.00 | 1 | 0.00 | 1 | 0.00 | 1 | 0.00 | 1 | 0.00 | 1 | 0.10 | 2 | 0.30 | 2 | 1.40 | 2 | 48.30 | 2 |
| 1965 | 0.00 | 2 | 0.00 | 2 | 0.00 | 2 | 0.00 | 2 | 0.00 | 2 | 0.00 | 2 | 0.00 | 1 | 0.00 | 1 | 1.10 | 1 | 52.40 | 4 |
| 1966 | 0.80 | 8 | 0.90 | 8 | 1.00 | 8 | 1.30 | 8 | 2.40 | 9 | 5.00 | 9 | 6.50 | 9 | 7.10 | 7 | 12.90 | 6 | 51.60 | 3 |
| 1967 | 0.00 | 3 | 0.10 | 5 | 0.10 | 5 | 0.20 | 5 | 0.30 | 5 | 1.90 | 6 | 5.20 | 8 | 7.50 | 8 | 15.80 | 7 | 90.30 | 8 |
| 1968 | 0.00 | 4 | 0.00 | 3 | 0.00 | 3 | 0.00 | 3 | 0.00 | 3 | 0.20 | 3 | 0.50 | 3 | 1.20 | 3 | 3.40 | 3 | 70.10 | 5 |
| 1969 | 0.30 | 6 | 0.30 | 6 | 0.30 | 6 | 0.40 | 6 | 0.50 | 6 | 1.00 | 5 | 1.90 | 5 | 7.60 | 9 | 30.70 | 9 | 113.00 | 9 |
| 1970 | 2.90 | 10 | 2.90 | 10 | 3.10 | 10 | 3.60 | 10 | 4.40 | 10 | 6.90 | 10 | 9.10 | 10 | 32.00 | 10 | 37.80 | 10 | 85.80 | 7 |
| 1971 | 0.90 | 9 | 1.00 | 9 | 1.10 | 9 | 1.30 | 9 | 1.70 | 8 | 2.40 | 7 | 3.10 | 6 | 3.50 | 5 | 9.60 | 5 | 80.70 | 6 |
| 1972 | 0.40 | 7 | 0.50 | 7 | 0.60 | 7 | 0.70 | 7 | 1.20 | 7 | 2.40 | 8 | 3.50 | 7 | 3.50 | 6 | 5.80 | 4 | 37.70 | 1 |
| 1973 | 0.00 | 5 | 0.00 | 4 | 0.00 | 4 | 0.10 | 4 | 0.10 | 4 | 0.50 | 4 | 1.60 | 4 | 3.20 | 4 | 20.10 | 8 | 113.00 | 10 |

### HIGHEST MEAN DISCHARGE, IN CFS, AND RANKING, FOR THE FOLLOWING NUMBER OF CONSECUTIVE DAYS IN YEAR ENDING SEPTEMBER 30

| YEAR | 1 | | 3 | | 7 | | 15 | | 30 | | 60 | | 90 | | 120 | | 183 | | ANNUAL | |
|---|---|---|---|---|---|---|---|---|---|---|---|---|---|---|---|---|---|---|---|---|
| 1963 | 2710.0 | 5 | 1720.0 | 5 | 883.0 | 5 | 757.0 | 1 | 516.0 | 1 | 301.0 | 3 | 210.0 | 5 | 162.0 | 7 | 110.0 | 8 | 56.7 | 9 |
| 1964 | 5030.0 | 1 | 2930.0 | 1 | 1400.0 | 1 | 742.0 | 2 | 486.0 | 2 | 341.0 | 1 | 233.0 | 2 | 178.0 | 5 | 119.0 | 7 | 59.6 | 8 |
| 1965 | 2380.0 | 7 | 1140.0 | 7 | 594.0 | 10 | 302.0 | 11 | 254.0 | 10 | 197.0 | 10 | 191.0 | 8 | 152.0 | 9 | 102.0 | 10 | 55.3 | 10 |
| 1966 | 1380.0 | 11 | 738.0 | 11 | 533.0 | 11 | 324.0 | 10 | 253.0 | 11 | 154.0 | 11 | 133.0 | 11 | 124.0 | 11 | 94.8 | 11 | 52.1 | 11 |
| 1967 | 1850.0 | 10 | 1740.0 | 4 | 1080.0 | 3 | 582.0 | 6 | 333.0 | 7 | 236.0 | 7 | 208.0 | 6 | 181.0 | 4 | 180.0 | 2 | 97.2 | 2 |
| 1968 | 4570.0 | 2 | 2250.0 | 2 | 1280.0 | 2 | 646.0 | 4 | 420.0 | 3 | 275.0 | 4 | 225.0 | 3 | 200.0 | 3 | 161.0 | 3 | 94.8 | 4 |
| 1969 | 3240.0 | 3 | 1750.0 | 3 | 927.0 | 4 | 682.0 | 3 | 408.0 | 4 | 266.0 | 5 | 210.0 | 4 | 215.0 | 2 | 161.0 | 4 | 96.6 | 3 |
| 1970 | 2670.0 | 6 | 1140.0 | 8 | 642.0 | 9 | 403.0 | 9 | 304.0 | 9 | 217.0 | 8 | 190.0 | 9 | 169.0 | 6 | 141.0 | 5 | 75.8 | 5 |
| 1971 | 2050.0 | 8 | 1050.0 | 9 | 752.0 | 7 | 462.0 | 8 | 307.0 | 8 | 207.0 | 9 | 164.0 | 10 | 138.0 | 10 | 109.0 | 9 | 60.0 | 7 |
| 1972 | 2910.0 | 4 | 1220.0 | 6 | 772.0 | 6 | 590.0 | 5 | 366.0 | 6 | 251.0 | 6 | 204.0 | 7 | 161.0 | 8 | 124.0 | 6 | 64.3 | 6 |
| 1973 | 1870.0 | 9 | 1020.0 | 10 | 705.0 | 8 | 506.0 | 7 | 384.0 | 5 | 337.0 | 2 | 256.0 | 1 | 221.0 | 1 | 197.0 | 1 | 122.0 | 1 |

STATISTICS ON NORMAL MONTHLY MEANS(ALL DAYS)

| OCT | NOV | DEC | JAN | FEB | MARCH | APRIL | MAY | JUNE | JULY | AUG | SEPT |
|---|---|---|---|---|---|---|---|---|---|---|---|

BY ROWS(MEAN,VARIANCE,STANDARD DEVIATION, SKEWNESS, COEFF. OF VARIATION,PERCENTAGE OF AVERAGE FLOW)

| | | | | | | | | | | | |
|---|---|---|---|---|---|---|---|---|---|---|---|
| 0.5950E+01 | 0.3764E+02 | 0.8151E+02 | 0.8589E+02 | 0.1059E+03 | 0.1961E+03 | 0.2178E+03 | 0.1102E+03 | 0.2262E+02 | 0.3541E+02 | 0.7030E+01 | 0.6153E+01 |
| 0.3511E+02 | 0.2858E+04 | 0.8416E+04 | 0.8493E+04 | 0.6893E+04 | 0.2071E+05 | 0.1076E+05 | 0.1297E+05 | 0.9588E+03 | 0.2819E+04 | 0.5562E+02 | 0.9991E+02 |
| 0.5926E+01 | 0.5346E+02 | 0.9174E+02 | 0.9216E+02 | 0.8302E+02 | 0.1439E+03 | 0.1037E+03 | 0.1139E+03 | 0.3096E+02 | 0.5310E+02 | 0.7458E+01 | 0.9995E+01 |
| 0.6680E+00 | 0.1285E+01 | 0.1362E+01 | 0.2542E+01 | 0.1393E+01 | 0.1078E+01 | -0.3424E+00 | 0.1907E+01 | 0.2956E+01 | 0.1334E+01 | 0.1305E+01 | 0.2569E+01 |
| 0.5555E+00 | 0.1420E+01 | 0.1126E+01 | 0.1073E+01 | 0.7841E+00 | 0.7339E+00 | 0.4763E+00 | 0.1033E+01 | 0.1369E+01 | 0.1500E+01 | 0.1061E+01 | 0.1624E+01 |
| 0.6523E+00 | 0.4126E+01 | 0.8935E+01 | 0.9416E+01 | 0.1161E+02 | 0.2150E+02 | 0.2387E+02 | 0.1208E+02 | 0.2479E+01 | 0.3882E+01 | 0.7706E+00 | 0.6746E+00 |

STATISTICS ON NORMAL ANNUAL MEANS(ALL DAYS)

| MEAN | VARIANCE | STANDARD DEVIATION | SKEWNESS | COEFF. OF VARIATION | SERIAL CORR |
|---|---|---|---|---|---|
| 0.7581E+02 | 0.5337E+03 | 0.2310E+02 | 0.8194E+00 | 0.3047E+00 | 0.3006E+00 |

STATISTICS ON LOG MONTHLY MEANS(ALL DAYS)

| OCT | NOV | DEC | JAN | FEB | MARCH | APRIL | MAY | JUNE | JULY | AUG | SEPT |
|---|---|---|---|---|---|---|---|---|---|---|---|

BY ROWS(MEAN,VARIANCE,STANDARD DEVIATION, SKEWNESS, COEFF. OF VARIATION,PERCENTAGE OF AVERAGE FLOW)

| | | | | | | | | | | | |
|---|---|---|---|---|---|---|---|---|---|---|---|
| 0.4965E+00 | 0.8894E+00 | 0.1312E+01 | 0.1750E+01 | 0.1856E+01 | 0.2190E+01 | 0.2268E+01 | 0.1871E+01 | 0.1112E+01 | 0.1014E+01 | 0.4630E+00 | 0.3388E+00 |
| 0.3351E+00 | 0.1692E+01 | 0.1270E+01 | 0.1914E+00 | 0.2249E+00 | 0.9731E-01 | 0.8865E-01 | 0.1542E+00 | 0.2314E+00 | 0.5219E+00 | 0.6382E+00 | 0.5451E+00 |
| 0.5789E+00 | 0.1045E+01 | 0.1127E+01 | 0.4375E+00 | 0.4742E+00 | 0.3119E+00 | 0.2977E+00 | 0.3927E+00 | 0.4810E+00 | 0.7224E+00 | 0.7989E+00 | 0.7383E+00 |
| -0.7668E-01 | -0.7687E+00 | -0.1260E+01 | -0.3479E+00 | -0.1128E+01 | 0.2414E+00 | -0.1577E+01 | 0.5224E+00 | -0.2538E-01 | 0.6497E+00 | -0.1261E+01 | -0.4235E+00 |
| 0.1166E+01 | 0.1175E+01 | 0.8590E+00 | 0.2500E+00 | 0.2555E+00 | 0.1424E+00 | 0.1313E+00 | 0.2099E+00 | 0.4325E+00 | 0.7121E+00 | 0.1725E+01 | 0.2179E+01 |
| 0.3190E+01 | 0.5715E+01 | 0.8431E+01 | 0.1125E+02 | 0.1193E+02 | 0.1408E+02 | 0.1457E+02 | 0.1202E+02 | 0.7147E+01 | 0.6519E+01 | 0.2975E+01 | 0.2177E+01 |

STATISTICS ON LOG ANNUAL MEANS(ALL DAYS)

| MEAN | VARIANCE | STANDARD DEVIATION | SKEWNESS | COEFF. OF VARIATION | SERIAL CORR |
|---|---|---|---|---|---|
| 0.1863E+01 | 0.1586E-01 | 0.1259E+00 | 0.5329E+00 | 0.6760E-01 | 0.3492E+00 |

ANNUAL PEAKS

| | |
|---|---|
| 1962 | 4600 |
| 1963 | 7500 |
| 1964 | 7130 |
| 1965 | 4220 |
| 1966 | 2620 |
| 1967 | 3820 |
| 1968 | 7200 |
| 1969 | 4950 |
| 1970 | 4820 |
| 1971 | 3750 |
| 1972 | 5160 |
| 1973 | 3140 |

## 03372000 North Fork Salt Creek near Belmont, Ind.

LOCATION.--Lat 39°09'00", long 85°20'14", in NW¼ sec.5, T.8 N., R.2 E., Brown County, on right bank 15 ft (5 m) downstream from bridge on State Highway 46, 100 ft (30 m) upstream from Schooner Creek, 0.7 mile (1.1 km) northeast of Belmont, 6.5 miles (10.4 km) upstream from Brummett Creek, and 20 miles (32 km) upstream from mouth. Records include flow of Schooner Creek.

DRAINAGE AREA.--120 mi² (311 km²), includes that of Schooner Creek.

### DURATION TABLE OF DAILY DISCHARGE FOR YEAR ENDING SEPTEMBER 30

| CLASS | 0 | 1 | 2 | 3 | 4 | 5 | 6 | 7 | 8 | 9 | 10 | 11 | 12 | 13 | 14 | 15 | 16 | 17 | 18 | 19 | 20 | 21 | 22 | 23 | 24 | 25 | 26 | 27 | 28 | 29 | 30 | 31 | 32 | 33 | 34 | |
|---|---|---|---|---|---|---|---|---|---|---|---|---|---|---|---|---|---|---|---|---|---|---|---|---|---|---|---|---|---|---|---|---|---|---|---|---|
| YEAR | | | | | | | | | | | | | | | NUMBER OF DAYS IN CLASS | | | | | | | | | | | | | | | | | | | | | CFS-DAYS |
| 1947 | | | | 4 | 8 | 11 | 3 | 2 | 7 | 2 | 7 | 7 | 13 | 13 | 20 | 34 | 34 | 31 | 21 | 18 | 34 | 24 | 20 | 8 | 12 | 5 | 9 | 8 | 4 | 5 | | | 1 | | | 56937.8 |
| 1948 | 2 | | 6 | 5 | 4 | 7 | 3 | 12 | 17 | 19 | 41 | 18 | 52 | 11 | 22 | 20 | 7 | 6 | 10 | 16 | 23 | 18 | 14 | 15 | 4 | 4 | 4 | 1 | 2 | 2 | 1 | | | | | 28828.0 |
| 1949 | | | 3 | 7 | 3 | 3 | | | | 2 | 18 | 14 | 17 | 22 | 28 | 22 | 18 | 27 | 37 | 27 | 29 | 21 | 15 | 17 | 8 | 6 | 3 | 5 | 5 | 2 | 2 | 3 | | 1 | | 63818.0 |
| 1950 | | | | | | | | 4 | 14 | 5 | 8 | 8 | 8 | 9 | 26 | 26 | 28 | 21 | 17 | 17 | 24 | 36 | 37 | 23 | 8 | 9 | 5 | 8 | 8 | 8 | 6 | 1 | | | 1 | 95903.6 |
| 1951 | | | | | | | 2 | 31 | 8 | 6 | 7 | 19 | 18 | 11 | 15 | 13 | 11 | 16 | 17 | 28 | 19 | 34 | 35 | 21 | 17 | 11 | 7 | 10 | 3 | 4 | 2 | | | | | 62139.1 |
| 1952 | 18 | | 25 | 13 | 13 | 5 | 6 | 13 | 4 | 13 | 9 | 13 | 4 | 3 | 16 | 6 | 13 | 17 | 9 | 13 | 27 | 23 | 30 | 19 | 11 | 11 | 10 | 7 | 8 | 5 | 1 | | | 1 | | 70114.9 |
| 1953 | 32 | | 26 | 25 | 7 | 1 | 1 | 8 | 13 | 14 | 17 | 20 | 16 | 22 | 9 | 7 | 7 | 8 | 15 | 17 | 18 | 29 | 18 | 9 | 10 | 7 | 5 | 2 | | 2 | | | | | | 28619.4 |
| 1954 | 83 | | 53 | 13 | 3 | 1 | 5 | 6 | 19 | 13 | 10 | 3 | 8 | 14 | 12 | 15 | 13 | 13 | 10 | 17 | 20 | 13 | 9 | 6 | 4 | 2 | | | | | | | | | | 10974.5 |
| 1955 | 47 | | 8 | 5 | 3 | 1 | 22 | 28 | 24 | 3 | 5 | 6 | 8 | 8 | 17 | 25 | 15 | 15 | 15 | 13 | 23 | 19 | 20 | 15 | 8 | 2 | 4 | 2 | 3 | 1 | | | | | | 27932.7 |
| 1956 | | | | | | | | 2 | 14 | 6 | 9 | 19 | 34 | 23 | 22 | 30 | 20 | 17 | 21 | 23 | 19 | 26 | 21 | 22 | 16 | 9 | 3 | 4 | 4 | 1 | 1 | | | | | 42436.9 |
| 1957 | | | 2 | 2 | 10 | 1 | 10 | 14 | 17 | 19 | 23 | 8 | 4 | 9 | 9 | 10 | 19 | 27 | 34 | 18 | 40 | 22 | 16 | 11 | 12 | 7 | 5 | 7 | 4 | 1 | 2 | 2 | | | | 53601.2 |
| 1958 | | | | 2 | 17 | 3 | 1 | 5 | 10 | | 1 | 3 | 3 | 11 | 7 | 11 | 19 | 37 | 35 | 22 | 29 | 38 | 29 | 25 | 18 | 12 | 10 | 4 | 7 | 2 | 3 | 1 | | | | 69362.6 |
| 1959 | | | | | | | | 7 | 7 | 14 | 18 | 15 | 10 | 18 | 29 | 20 | 17 | 24 | 9 | 28 | 27 | 36 | 32 | 20 | 17 | 8 | 2 | 1 | 3 | | 1 | 1 | | 1 | | 50135.9 |
| 1960 | | | | | | 2 | 8 | 4 | 2 | 2 | 9 | 20 | 11 | 14 | 15 | 22 | 24 | 32 | 41 | 49 | 35 | 23 | 18 | 15 | 7 | 5 | 4 | | 2 | | | | 1 | 1 | | 42243.0 |
| 1961 | | | 1 | 8 | 7 | 24 | 11 | 10 | 17 | 11 | 12 | 26 | 53 | 26 | 10 | 12 | 16 | 15 | 11 | 6 | 8 | 13 | 15 | 10 | 15 | 7 | 9 | 6 | | 3 | 1 | | 1 | 1 | | 52229.9 |
| 1962 | | | 8 | 14 | 7 | 9 | 4 | 1 | 2 | 2 | 15 | 20 | 29 | 16 | 8 | 14 | 18 | 32 | 32 | 31 | 21 | 26 | 19 | 10 | 9 | 5 | 4 | 3 | 2 | 4 | | | | | | 36880.6 |
| 1963 | | | | | | 3 | 1 | 11 | 10 | 6 | 16 | 56 | 42 | 34 | 25 | 31 | 16 | 24 | 13 | 12 | 11 | 6 | 14 | 13 | 9 | | 4 | 4 | 2 | | | 1 | 1 | | | | 32457.7 |
| 1964 | 46 | | 50 | 21 | 8 | 12 | 7 | 16 | 14 | 14 | 9 | 18 | 14 | 12 | 12 | 18 | 13 | 13 | 4 | 5 | 15 | 9 | 7 | 5 | 7 | 3 | 6 | 2 | 3 | 1 | | 1 | | 1 | | 34656.1 |
| 1965 | 58 | | 1 | 7 | 1 | 4 | 5 | 9 | 1 | 6 | 14 | 8 | 14 | 23 | 24 | 24 | 20 | 22 | 14 | 24 | 21 | 18 | 14 | 4 | 8 | 7 | 6 | 4 | 2 | 1 | | 1 | | | | 32980.0 |
| 1966 | | | | 1 | 5 | 9 | 9 | 16 | 10 | 5 | 11 | 6 | 8 | 39 | 34 | 26 | 20 | 30 | 26 | 20 | 22 | 18 | 14 | 10 | 8 | 7 | 4 | 4 | 2 | 1 | | | | | | 30930.4 |
| 1967 | | | 14 | 11 | 4 | 7 | 3 | 9 | 2 | 8 | 13 | 8 | 16 | 22 | 12 | 9 | 9 | 22 | 23 | 38 | 26 | 18 | 25 | 13 | 18 | 11 | 10 | 3 | 6 | 3 | 1 | 1 | | | | 58070.8 |
| 1968 | | 2 | 9 | | 3 | 2 | 3 | 3 | 5 | 3 | 22 | 23 | 21 | 19 | 13 | 43 | 23 | 16 | 12 | 16 | 20 | 27 | 22 | 20 | 8 | 8 | 6 | 3 | 4 | 6 | 2 | 1 | | 1 | | 64101.7 |
| 1969 | | | | | | | 10 | 1 | 25 | 9 | | 1 | 19 | 25 | 21 | 18 | 27 | 32 | 32 | 18 | 20 | 19 | 22 | 23 | 12 | 11 | 7 | 4 | 1 | 3 | 3 | 1 | 1 | | | 60296.9 |
| 1970 | | | | | | | | | | 8 | 39 | 24 | 11 | 10 | 22 | 21 | 20 | 26 | 26 | 20 | 33 | 25 | 23 | 15 | 19 | 9 | 6 | 2 | 1 | 3 | 1 | 1 | | | | 47400.5 |
| 1971 | | | | | | 3 | 5 | 5 | 8 | 9 | 22 | 15 | 11 | 18 | 22 | 19 | 48 | 32 | 22 | 23 | 25 | 13 | 15 | 15 | 14 | 8 | 5 | 3 | 1 | 3 | 1 | | | | | 37913.2 |
| 1972 | | | | | | | | 3 | 6 | 3 | 1 | 2 | 4 | 3 | 3 | 4 | 2 | 1 | | | | | | | | | | | | | | | | | | 204.6 |

| CLASS | CFS | TOTAL | ACCUM | PERCT | CLASS | CFS | TOTAL | ACCUM | PERCT | CLASS | CFS | TOTAL | ACCUM | PERCT | CLASS | CFS | TOTAL | ACCUM | PERCT |
|---|---|---|---|---|---|---|---|---|---|---|---|---|---|---|---|---|---|---|---|
| 0 | 0.00 | 286 | 9163 | 100.0 | 9 | 1.50 | 202 | 7725 | 84.3 | 18 | 35.0 | 506 | 3918 | 42.8 | 27 | 810 | 97 | 291 | 3.1 |
| 1 | 0.08 | 2 | 8877 | 96.9 | 10 | 2.10 | 356 | 7523 | 82.1 | 19 | 49.0 | 519 | 3412 | 37.2 | 28 | 1200 | 77 | 194 | 2.1 |
| 2 | 0.10 | 206 | 8875 | 96.9 | 11 | 3.00 | 380 | 7167 | 78.2 | 20 | 70.0 | 589 | 2893 | 31.6 | 29 | 1600 | 61 | 117 | 1.2 |
| 3 | 0.20 | 138 | 8669 | 94.6 | 12 | 4.20 | 448 | 6787 | 74.1 | 21 | 99.0 | 554 | 2304 | 25.1 | 30 | 2300 | 28 | 56 | .6 |
| 4 | 0.30 | 103 | 8531 | 93.1 | 13 | 6.00 | 435 | 6339 | 69.2 | 22 | 140.0 | 504 | 1750 | 19.1 | 31 | 3300 | 15 | 28 | .3 |
| 5 | 0.40 | 108 | 8428 | 92.0 | 14 | 8.50 | 453 | 5904 | 64.4 | 23 | 200.0 | 364 | 1246 | 13.6 | 32 | 4700 | 5 | 13 | .1 |
| 6 | 0.50 | 119 | 8320 | 90.8 | 15 | 12.00 | 500 | 5451 | 59.5 | 24 | 280.0 | 279 | 882 | 9.6 | 33 | 6700 | 7 | 8 | |
| 7 | 0.70 | 220 | 8201 | 89.5 | 16 | 17.00 | 477 | 4951 | 54.0 | 25 | 400.0 | 174 | 603 | 6.6 | 34 | 9500 | 1 | 1 | |
| 8 | 1.00 | 256 | 7981 | 87.1 | 17 | 24.00 | 556 | 4474 | 48.8 | 26 | 570.0 | 138 | 429 | 4.7 | | | | | |

### LOWEST MEAN DISCHARGE, IN CFS, AND RANKING, FOR THE FOLLOWING NUMBER OF CONSECUTIVE DAYS IN YEAR ENDING MARCH 31

| YEAR | 1 | | 3 | | 7 | | 14 | | 30 | | 60 | | 90 | | 120 | | 183 | | ANNUAL | |
|---|---|---|---|---|---|---|---|---|---|---|---|---|---|---|---|---|---|---|---|---|
| 1948 | 0.20 | 14 | 0.23 | 13 | 0.51 | 14 | 0.76 | 14 | 1.10 | 15 | 1.90 | 14 | 3.10 | 13 | 4.50 | 12 | 13.60 | 11 | 162.00 | 17 |
| 1949 | 0.00 | 1 | 0.03 | 7 | 0.10 | 9 | 0.16 | 10 | 0.20 | 9 | 0.85 | 12 | 1.60 | 11 | 2.30 | 10 | 9.70 | 10 | 194.00 | 21 |
| 1950 | 2.10 | 22 | 2.20 | 22 | 2.50 | 22 | 3.20 | 22 | 6.30 | 21 | 14.90 | 23 | 18.30 | 22 | 20.70 | 21 | 21.60 | 16 | 227.00 | 24 |
| 1951 | 0.70 | 17 | 0.80 | 18 | 0.97 | 18 | 1.20 | 17 | 1.60 | 17 | 4.30 | 19 | 23.00 | 23 | 22.40 | 22 | 40.60 | 20 | 178.00 | 19 |
| 1952 | 0.00 | 2 | 0.00 | 1 | 0.04 | 6 | 0.10 | 6 | 0.14 | 7 | 0.38 | 8 | 0.65 | 6 | 1.90 | 7 | 16.40 | 14 | 173.00 | 18 |
| 1953 | 0.00 | 3 | 0.00 | 2 | 0.00 | 1 | 0.00 | 1 | 0.05 | 4 | 0.12 | 4 | 0.23 | 3 | 0.44 | 4 | 2.50 | 5 | 99.90 | 8 |
| 1954 | 0.00 | 4 | 0.00 | 3 | 0.00 | 2 | 0.00 | 2 | 0.00 | 1 | 0.00 | 1 | 0.03 | 2 | 0.05 | 2 | 0.36 | 1 | 47.10 | 1 |
| 1955 | 0.00 | 5 | 0.00 | 4 | 0.00 | 3 | 0.00 | 3 | 0.00 | 2 | 0.11 | 3 | 0.25 | 4 | 0.42 | 3 | 0.69 | 2 | 71.10 | 2 |
| 1956 | 0.00 | 6 | 0.00 | 5 | 0.00 | 4 | 0.00 | 4 | 0.08 | 5 | 0.81 | 11 | 4.40 | 15 | 8.30 | 17 | 18.10 | 15 | 84.60 | 6 |
| 1957 | 0.51 | 15 | 0.60 | 16 | 0.81 | 17 | 1.20 | 18 | 1.50 | 16 | 2.20 | 15 | 7.20 | 18 | 6.90 | 15 | 28.00 | 19 | 101.00 | 9 |
| 1958 | 0.10 | 10 | 0.13 | 11 | 0.21 | 11 | 0.30 | 11 | 0.35 | 11 | 0.47 | 9 | 0.77 | 7 | 2.50 | 11 | 44.90 | 21 | 180.00 | 20 |
| 1959 | 3.40 | 23 | 3.80 | 23 | 5.60 | 24 | 8.90 | 24 | 10.10 | 24 | 17.80 | 24 | 23.20 | 24 | 42.00 | 23 | 72.00 | 24 | 224.00 | 23 |
| 1960 | 0.70 | 18 | 0.70 | 17 | 0.74 | 16 | 1.10 | 16 | 3.40 | 20 | 5.90 | 20 | 7.10 | 17 | 8.00 | 16 | 15.90 | 13 | 75.90 | 3 |
| 1961 | 0.10 | 11 | 0.17 | 12 | 0.24 | 12 | 0.34 | 12 | 0.39 | 12 | 0.51 | 10 | 0.97 | 9 | 1.70 | 6 | 5.30 | 7 | 120.00 | 11 |
| 1962 | 0.10 | 12 | 0.10 | 10 | 0.10 | 7 | 0.14 | 8 | 0.21 | 10 | 0.36 | 7 | 1.30 | 10 | 2.00 | 8 | 4.50 | 6 | 152.00 | 16 |
| 1963 | 1.70 | 20 | 1.80 | 20 | 2.00 | 19 | 2.20 | 19 | 2.80 | 18 | 3.30 | 17 | 4.10 | 14 | 4.60 | 13 | 9.50 | 9 | 103.00 | 10 |
| 1964 | 0.00 | 7 | 0.03 | 8 | 0.10 | 8 | 0.10 | 7 | 0.12 | 6 | 0.23 | 5 | 0.30 | 5 | 0.75 | 5 | 2.40 | 4 | 82.40 | 5 |
| 1965 | 0.00 | 8 | 0.00 | 6 | 0.00 | 5 | 0.00 | 5 | 0.00 | 3 | 0.00 | 2 | 0.00 | 1 | 0.02 | 1 | 1.50 | 3 | 80.80 | 4 |
| 1966 | 1.60 | 19 | 1.70 | 19 | 2.10 | 20 | 3.10 | 21 | 8.20 | 23 | 11.60 | 22 | 13.20 | 20 | 15.70 | 20 | 23.80 | 18 | 86.80 | 7 |
| 1967 | 0.20 | 13 | 0.27 | 14 | 0.30 | 13 | 0.44 | 13 | 0.50 | 13 | 3.00 | 16 | 8.30 | 19 | 10.60 | 18 | 22.90 | 17 | 145.00 | 15 |
| 1968 | 0.09 | 9 | 0.10 | 9 | 0.11 | 10 | 0.15 | 9 | 0.19 | 8 | 0.33 | 6 | 0.77 | 8 | 2.30 | 9 | 7.80 | 8 | 124.00 | 12 |
| 1969 | 0.52 | 16 | 0.52 | 15 | 0.53 | 15 | 0.88 | 15 | 1.00 | 14 | 1.50 | 13 | 2.60 | 12 | 12.90 | 19 | 51.50 | 22 | 205.00 | 22 |
| 1970 | 4.30 | 24 | 4.40 | 24 | 4.70 | 23 | 5.50 | 23 | 7.10 | 22 | 9.10 | 21 | 13.70 | 21 | 43.60 | 24 | 56.50 | 23 | 141.00 | 13 |
| 1971 | 1.90 | 21 | 2.00 | 21 | 2.10 | 21 | 2.30 | 20 | 2.80 | 19 | 3.60 | 18 | 4.50 | 16 | 5.00 | 14 | 14.10 | 12 | 141.00 | 14 |

HIGHEST MEAN DISCHARGE, IN CFS, AND RANKING, FOR THE FOLLOWING NUMBER OF CONSECUTIVE DAYS IN YEAR ENDING SEPTEMBER 30

| YEAR | 1 | | 3 | | 7 | | 15 | | 30 | | 60 | | 90 | | 120 | | 183 | | ANNUAL | |
|---|---|---|---|---|---|---|---|---|---|---|---|---|---|---|---|---|---|---|---|---|
| 1947 | 6670.0 | 9 | 3030.0 | 9 | 1500.0 | 11 | 909.0 | 12 | 657.0 | 9 | 610.0 | 4 | 467.0 | 4 | 359.0 | 7 | 292.0 | 7 | 156.0 | 9 |
| 1948 | 2360.0 | 20 | 1720.0 | 18 | 891.0 | 19 | 540.0 | 18 | 496.0 | 17 | 331.0 | 17 | 262.0 | 19 | 216.0 | 21 | 155.0 | 22 | 78.8 | 22 |
| 1949 | 8190.0 | 4 | 4590.0 | 5 | 2080.0 | 5 | 1170.0 | 6 | 1030.0 | 2 | 664.0 | 2 | 583.0 | 2 | 475.0 | 2 | 332.0 | 3 | 175.0 | 5 |
| 1950 | 9700.0 | 1 | 4590.0 | 6 | 2490.0 | 3 | 1940.0 | 1 | 1220.0 | 1 | 925.0 | 1 | 707.0 | 1 | 643.0 | 1 | 466.0 | 1 | 263.0 | 1 |
| 1951 | 3070.0 | 17 | 1730.0 | 17 | 1070.0 | 17 | 693.0 | 17 | 419.0 | 18 | 399.0 | 13 | 363.0 | 11 | 338.0 | 8 | 311.0 | 4 | 170.0 | 6 |
| 1952 | 6970.0 | 8 | 2910.0 | 11 | 1380.0 | 12 | 784.0 | 15 | 536.0 | 16 | 464.0 | 10 | 414.0 | 6 | 404.0 | 4 | 367.0 | 2 | 192.0 | 2 |
| 1953 | 2180.0 | 21 | 1190.0 | 23 | 741.0 | 23 | 407.0 | 23 | 331.0 | 24 | 262.0 | 23 | 262.0 | 20 | 210.0 | 22 | 154.0 | 23 | 78.4 | 23 |
| 1954 | 497.0 | 25 | 334.0 | 25 | 223.0 | 25 | 187.0 | 25 | 156.0 | 25 | 114.0 | 25 | 96.1 | 25 | 81.1 | 25 | 59.7 | 25 | 30.1 | 25 |
| 1955 | 1640.0 | 24 | 1030.0 | 24 | 601.0 | 24 | 390.0 | 24 | 356.0 | 23 | 287.0 | 21 | 230.0 | 23 | 203.0 | 23 | 149.0 | 24 | 76.5 | 24 |
| 1956 | 2790.0 | 18 | 1520.0 | 20 | 803.0 | 22 | 454.0 | 22 | 381.0 | 22 | 295.0 | 20 | 275.0 | 18 | 257.0 | 15 | 204.0 | 14 | 116.0 | 14 |
| 1957 | 4220.0 | 12 | 2880.0 | 12 | 2000.0 | 7 | 1020.0 | 8 | 558.0 | 11 | 533.0 | 7 | 398.0 | 8 | 335.0 | 9 | 269.0 | 11 | 147.0 | 10 |
| 1958 | 3650.0 | 14 | 2270.0 | 14 | 1270.0 | 14 | 876.0 | 13 | 542.0 | 14 | 410.0 | 12 | 358.0 | 12 | 318.0 | 11 | 273.0 | 10 | 190.0 | 3 |
| 1959 | 7380.0 | 7 | 4000.0 | 7 | 1850.0 | 8 | 996.0 | 10 | 786.0 | 5 | 539.0 | 6 | 408.0 | 7 | 329.0 | 10 | 248.0 | 12 | 137.0 | 12 |
| 1960 | 8460.0 | 3 | 4600.0 | 4 | 2060.0 | 6 | 1010.0 | 9 | 575.0 | 10 | 330.0 | 18 | 243.0 | 22 | 221.0 | 19 | 196.0 | 15 | 115.0 | 15 |
| 1961 | 8040.0 | 6 | 5670.0 | 1 | 2920.0 | 1 | 1470.0 | 2 | 963.0 | 3 | 622.0 | 3 | 549.0 | 3 | 424.0 | 3 | 281.0 | 9 | 143.0 | 11 |
| 1962 | 2090.0 | 22 | 1520.0 | 21 | 809.0 | 21 | 518.0 | 19 | 413.0 | 20 | 275.0 | 22 | 257.0 | 21 | 216.0 | 20 | 181.0 | 18 | 101.0 | 17 |
| 1963 | 5390.0 | 11 | 2670.0 | 13 | 1310.0 | 13 | 1100.0 | 7 | 763.0 | 6 | 453.0 | 11 | 322.0 | 15 | 252.0 | 16 | 172.0 | 19 | 88.9 | 20 |
| 1964 | 8080.0 | 5 | 4630.0 | 3 | 2300.0 | 4 | 1240.0 | 5 | 742.0 | 7 | 547.0 | 5 | 375.0 | 9 | 285.0 | 14 | 189.0 | 16 | 94.7 | 18 |
| 1965 | 3640.0 | 15 | 1890.0 | 16 | 976.0 | 18 | 493.0 | 20 | 415.0 | 19 | 312.0 | 19 | 303.0 | 16 | 242.0 | 17 | 164.0 | 20 | 90.4 | 19 |
| 1966 | 1970.0 | 23 | 1290.0 | 22 | 816.0 | 20 | 490.0 | 21 | 388.0 | 21 | 245.0 | 24 | 216.0 | 24 | 201.0 | 24 | 157.0 | 21 | 84.7 | 21 |
| 1967 | 3600.0 | 16 | 3030.0 | 10 | 1790.0 | 9 | 953.0 | 11 | 542.0 | 15 | 389.0 | 14 | 340.0 | 13 | 298.0 | 12 | 295.0 | 6 | 159.0 | 8 |
| 1968 | 9470.0 | 2 | 4760.0 | 2 | 2630.0 | 2 | 1340.0 | 3 | 827.0 | 4 | 518.0 | 8 | 417.0 | 5 | 371.0 | 6 | 303.0 | 5 | 175.0 | 4 |
| 1969 | 5420.0 | 10 | 3100.0 | 8 | 1680.0 | 10 | 1240.0 | 4 | 738.0 | 8 | 477.0 | 9 | 370.0 | 10 | 382.0 | 5 | 284.0 | 8 | 165.0 | 7 |
| 1970 | 3770.0 | 13 | 2160.0 | 15 | 1220.0 | 16 | 768.0 | 16 | 553.0 | 12 | 388.0 | 15 | 334.0 | 14 | 292.0 | 13 | 242.0 | 13 | 130.0 | 13 |
| 1971 | 2410.0 | 19 | 1570.0 | 19 | 1250.0 | 15 | 805.0 | 14 | 542.0 | 13 | 365.0 | 16 | 289.0 | 17 | 242.0 | 18 | 188.0 | 17 | 104.0 | 16 |

STATISTICS ON NORMAL MONTHLY MEANS(ALL DAYS)

| OCT | NOV | DEC | JAN | FEB | MARCH | APRIL | MAY | JUNE | JULY | AUG | SEPT |
|---|---|---|---|---|---|---|---|---|---|---|---|

BY ROWS(MEAN,VARIANCE,STANDARD DEVIATION, SKEWNESS, COEFF. OF VARIATION,PERCENTAGE OF AVERAGE FLOW)

| | | | | | | | | | | | |
|---|---|---|---|---|---|---|---|---|---|---|---|
| 0.1191E+02 | 0.4575E+02 | 0.1322E+03 | 0.2433E+03 | 0.2159E+03 | 0.2718E+03 | 0.2678E+03 | 0.2207E+03 | 0.8846E+02 | 0.4911E+02 | 0.1147E+02 | 0.1084E+02 |
| 0.1143E+04 | 0.4079E+04 | 0.2587E+05 | 0.9038E+05 | 0.2540E+05 | 0.2720E+05 | 0.2206E+05 | 0.4398E+05 | 0.1773E+05 | 0.5866E+04 | 0.2882E+03 | 0.3904E+03 |
| 0.3381E+02 | 0.6387E+02 | 0.1609E+03 | 0.3006E+03 | 0.1594E+03 | 0.1649E+03 | 0.1485E+03 | 0.2097E+03 | 0.1331E+03 | 0.7659E+02 | 0.1698E+02 | 0.1976E+02 |
| 0.4652E+01 | 0.1801E+01 | 0.1392E+01 | 0.2094E+01 | 0.8756E+00 | 0.1262E+01 | 0.4670E+00 | 0.1476E+01 | 0.2336E+01 | 0.1871E+01 | 0.2887E+01 | 0.2775E+01 |
| 0.2838E+01 | 0.1396E+01 | 0.1217E+01 | 0.1235E+01 | 0.7381E+00 | 0.6068E+00 | 0.5546E+00 | 0.9503E+00 | 0.1505E+01 | 0.1560E+01 | 0.1480E+01 | 0.1823E+01 |
| 0.7591E+00 | 0.2915E+01 | 0.8425E+01 | 0.1551E+02 | 0.1376E+02 | 0.1732E+02 | 0.1707E+02 | 0.1406E+02 | 0.5637E+01 | 0.3129E+01 | 0.7308E+00 | 0.6905E+00 |

STATISTICS ON NORMAL ANNUAL MEANS(ALL DAYS)

| MEAN | VARIANCE | STANDARD DEVIATION | SKEWNESS | COEFF. OF VARIATION | SERIAL CORR |
|---|---|---|---|---|---|
| 0.1304E+03 | 0.2524E+04 | 0.5024E+02 | 0.4687E+00 | 0.3852E+00 | 0.4377E+00 |

STATISTICS ON LOG MONTHLY MEANS(ALL DAYS)

| OCT | NOV | DEC | JAN | FEB | MARCH | APRIL | MAY | JUNE | JULY | AUG | SEPT |
|---|---|---|---|---|---|---|---|---|---|---|---|

BY ROWS(MEAN,VARIANCE,STANDARD DEVIATION, SKEWNESS, COEFF. OF VARIATION,PERCENTAGE OF AVERAGE FLOW)

| | | | | | | | | | | | |
|---|---|---|---|---|---|---|---|---|---|---|---|
| 0.3287E+00 | 0.9366E+00 | 0.1573E+01 | 0.2095E+01 | 0.2164E+01 | 0.2361E+01 | 0.2347E+01 | 0.2157E+01 | 0.1591E+01 | 0.1217E+01 | 0.6722E+00 | 0.4725E+00 |
| 0.6655E+00 | 0.1312E+01 | 0.9698E+00 | 0.3056E+00 | 0.2177E+00 | 0.6825E-01 | 0.8645E-01 | 0.1848E+00 | 0.3231E+00 | 0.4424E+00 | 0.4319E+00 | 0.6020E+00 |
| 0.8183E+00 | 0.1145E+01 | 0.5848E+00 | 0.5528E+00 | 0.4666E+00 | 0.2612E+00 | 0.2940E+00 | 0.4299E+00 | 0.5684E+00 | 0.6652E+00 | 0.6572E+00 | 0.7759E+00 |
| 0.3008E+00 | -0.9690E+00 | -0.1192E+01 | -0.3156E+00 | -0.1026E+01 | -0.7353E-01 | -0.7705E+00 | -0.1949E+00 | 0.1752E+00 | 0.3345E+00 | -0.5413E+00 | -0.6290E-01 |
| 0.2485E+01 | 0.1223E+01 | 0.6261E+00 | 0.2639E+00 | 0.2156E+00 | 0.1107E+00 | 0.1253E+00 | 0.1993E+00 | 0.3572E+00 | 0.5465E+00 | 0.9778E+00 | 0.1642E+01 |
| 0.1835E+01 | 0.5228E+01 | 0.8780E+01 | 0.1169E+02 | 0.1208E+02 | 0.1318E+02 | 0.1310E+02 | 0.1204E+02 | 0.8881E+01 | 0.6794E+01 | 0.3752E+01 | 0.2637E+01 |

STATISTICS ON LOG ANNUAL MEANS(ALL DAYS)

| MEAN | VARIANCE | STANDARD DEVIATION | SKEWNESS | COEFF. OF VARIATION | SERIAL CORR |
|---|---|---|---|---|---|
| 0.2080E+01 | 0.3674E-01 | 0.1917E+00 | -0.1109E+01 | 0.9216E-01 | 0.4388E+00 |

ANNUAL PEAKS

| | | | |
|---|---|---|---|
| 1946 | 7160 | 1959 | 10600 |
| 1947 | 9140 | 1960 | 13300 |
| 1948 | 3010 | 1961 | 9580 |
| 1949 | 11300 | 1962 | 2870 |
| 1950 | 10200 | 1963 | 7600 |
| 1951 | 5100 | 1964 | 10100 |
| 1952 | 11800 | 1965 | 5280 |
| 1953 | 2780 | 1966 | 2710 |
| 1954 | 825 | 1967 | 4430 |
| 1955 | 2220 | 1968 | 11500 |
| 1956 | 3030 | 1969 | 7060 |
| 1957 | 6340 | 1970 | 6040 |
| 1958 | 5920 | 1971 | 3440 |

## 03372300 Stephens Creek near Bloomington, Ind.

LOCATION.--Lat 39°10'11", long 86°25'07", in NE¼NW¼ sec.4, T.8 N., R.1 E., Monroe County, on downstream side of right pier of bridge on State Highway 46, 0.2 mile (0.3 km) downstream from Kerr Creek, 4.0 miles (6.4 km) west of Belmont, and 6.1 miles (9.8 km) east of Bloomington.

DRAINAGE AREA.--10.9 mi² (28.2 km²).

### DURATION TABLE OF DAILY DISCHARGE FOR YEAR ENDING SEPTEMBER 30

| CLASS | 0 | 1 | 2 | 3 | 4 | 5 | 6 | 7 | 8 | 9 | 10 | 11 | 12 | 13 | 14 | 15 | 16 | 17 | 18 | 19 | 20 | 21 | 22 | 23 | 24 | 25 | 26 | 27 | 28 | 29 | 30 | 31 | 32 | 33 | 34 | CFS-DAYS |
|---|---|---|---|---|---|---|---|---|---|---|---|---|---|---|---|---|---|---|---|---|---|---|---|---|---|---|---|---|---|---|---|---|---|---|---|---|
| YEAR | NUMBER OF DAYS IN CLASS | | | | | | | | | | | | | | | | | | | | | | | | | | | | | | | | | | | |
| 1971 | 3 | 2 | 2 | | 13 | 10 | 14 | 26 | 14 | 6 | 5 | 12 | 9 | 8 | 18 | 18 | 24 | 28 | 32 | 28 | 16 | 18 | 17 | 10 | 13 | 4 | 5 | 8 | | 1 | 1 | | | | | 3570.1 |
| 1972 | 8 | 1 | 3 | 3 | 8 | 1 | 2 | 14 | 13 | 12 | 31 | 19 | 22 | 8 | 15 | 14 | 19 | 24 | 31 | 28 | 19 | 21 | 16 | 6 | 8 | 2 | 9 | 3 | 4 | | 1 | 1 | | | | 3498.7 |
| 1973 | 6 | | 3 | 2 | 3 | 14 | 3 | 10 | 4 | 6 | 11 | 8 | 6 | 9 | 23 | 18 | 9 | 16 | 18 | 21 | 16 | 27 | 40 | 29 | 20 | 10 | 13 | 9 | 5 | 2 | 3 | 1 | | | | 6594.4 |

| CLASS | CFS | TOTAL | ACCUM | PERCT | CLASS | CFS | TOTAL | ACCUM | PERCT | CLASS | CFS | TOTAL | ACCUM | PERCT | CLASS | CFS | TOTAL | ACCUM | PERCT |
|---|---|---|---|---|---|---|---|---|---|---|---|---|---|---|---|---|---|---|---|
| 0 | 0.00 | 17 | 1096 | 100.0 | 9 | 0.30 | 24 | 914 | 83.4 | 18 | 4.5 | 81 | 516 | 47.1 | 27 | 71 | 20 | 39 | 3.5 |
| 1 | 0.01 | 3 | 1079 | 98.4 | 10 | 0.40 | 47 | 890 | 81.2 | 19 | 6.1 | 77 | 435 | 39.7 | 28 | 97 | 9 | 19 | 1.7 |
| 2 | 0.02 | 8 | 1076 | 98.2 | 11 | 0.50 | 39 | 843 | 76.9 | 20 | 8.3 | 51 | 358 | 32.7 | 29 | 130 | 2 | 10 | .9 |
| 3 | 0.03 | 5 | 1068 | 97.4 | 12 | 0.70 | 37 | 804 | 73.4 | 21 | 11.0 | 66 | 307 | 28.0 | 30 | 180 | 5 | 8 | .7 |
| 4 | 0.04 | 24 | 1063 | 97.0 | 13 | 1.00 | 25 | 767 | 70.0 | 22 | 15.0 | 73 | 241 | 22.0 | 31 | 240 | 3 | 3 | .2 |
| 5 | 0.06 | 25 | 1039 | 94.8 | 14 | 1.30 | 56 | 742 | 67.7 | 23 | 21.0 | 45 | 168 | 15.3 | 32 | | | | |
| 6 | 0.08 | 19 | 1014 | 92.5 | 15 | 1.80 | 50 | 686 | 62.6 | 24 | 28.0 | 41 | 123 | 11.2 | 33 | | | | |
| 7 | 0.10 | 50 | 995 | 90.8 | 16 | 2.50 | 52 | 636 | 58.0 | 25 | 39.0 | 16 | 82 | 7.5 | 34 | | | | |
| 8 | 0.20 | 31 | 945 | 86.2 | 17 | 3.30 | 68 | 584 | 53.3 | 26 | 52.0 | 27 | 66 | 6.0 | | | | | |

### LOWEST MEAN DISCHARGE, IN CFS, AND RANKING, FOR THE FOLLOWING NUMBER OF CONSECUTIVE DAYS IN YEAR ENDING MARCH 31

| YEAR | 1 | | 3 | | 7 | | 14 | | 30 | | 60 | | 90 | | 120 | | 183 | | ANNUAL | |
|---|---|---|---|---|---|---|---|---|---|---|---|---|---|---|---|---|---|---|---|---|
| 1972 | 0.00 | 1 | 0.00 | 1 | 0.01 | 1 | 0.02 | 1 | 0.06 | 1 | 0.07 | 1 | 0.22 | 1 | 0.30 | 1 | 1.60 | 1 | 6.60 | 1 |
| 1973 | 0.03 | 2 | 0.03 | 2 | 0.07 | 2 | 0.08 | 2 | 0.23 | 2 | 0.49 | 2 | 0.89 | 2 | 1.80 | 2 | 3.40 | 2 | 17.80 | 2 |

### HIGHEST MEAN DISCHARGE, IN CFS, AND RANKING, FOR THE FOLLOWING NUMBER OF CONSECUTIVE DAYS IN YEAR ENDING SEPTEMBER 30

| YEAR | 1 | | 3 | | 7 | | 15 | | 30 | | 60 | | 90 | | 120 | | 183 | | ANNUAL | |
|---|---|---|---|---|---|---|---|---|---|---|---|---|---|---|---|---|---|---|---|---|
| 1971 | 242.0 | 2 | 127.0 | 2 | 99.1 | 2 | 64.7 | 3 | 44.2 | 3 | 29.4 | 3 | 23.8 | 3 | 20.1 | 3 | 16.1 | 3 | 9.8 | 2 |
| 1972 | 242.0 | 3 | 116.0 | 3 | 91.4 | 3 | 70.9 | 2 | 46.3 | 2 | 32.8 | 2 | 25.0 | 2 | 20.9 | 2 | 17.1 | 2 | 9.6 | 3 |
| 1973 | 254.0 | 1 | 145.0 | 1 | 116.0 | 1 | 72.8 | 1 | 58.6 | 1 | 51.0 | 1 | 38.4 | 1 | 33.7 | 1 | 32.4 | 1 | 18.1 | 1 |

### STATISTICS ON NORMAL MONTHLY MEANS(ALL DAYS)

| OCT | NOV | DEC | JAN | FEB | MARCH | APRIL | MAY | JUNE | JULY | AUG | SEPT |
|---|---|---|---|---|---|---|---|---|---|---|---|
| BY ROWS(MEAN,VARIANCE,STANDARD DEVIATION, SKEWNESS, COEFF. OF VARIATION,PERCENTAGE OF AVERAGE FLOW) | | | | | | | | | | | |
| 0.3452E+01 | 0.1568E+02 | 0.1589E+02 | 0.1313E+02 | 0.2184E+02 | 0.2904E+02 | 0.3295E+02 | 0.7710E+01 | 0.6627E+01 | 0.2460E+01 | 0.2685E+00 | 0.1730E+01 |
| 0.7435E+01 | 0.3798E+03 | 0.7009E+02 | 0.3100E+02 | 0.3528E+03 | 0.4079E+03 | 0.5794E+03 | 0.1241E+02 | 0.5873E+01 | 0.9870E+00 | 0.1119E-01 | 0.8217E+01 |
| 0.2727E+01 | 0.1949E+02 | 0.8372E+01 | 0.5568E+01 | 0.1878E+02 | 0.2020E+02 | 0.2407E+02 | 0.3522E+01 | 0.2423E+01 | 0.9935E+00 | 0.1058E+00 | 0.2866E+01 |
| -0.6948E+00 | 0.1385E+01 | -0.2923E+00 | 0.9272E+00 | 0.1553E+01 | 0.1720E+01 | -0.1728E+01 | 0.1730E+01 | 0.8306E+00 | -0.1321E+01 | 0.9327E+00 | 0.1731E+01 |
| 0.7899E+00 | 0.1243E+01 | 0.5269E+00 | 0.4242E+00 | 0.8599E+00 | 0.6954E+00 | 0.7305E+00 | 0.4568E+00 | 0.3657E+00 | 0.4039E+00 | 0.3939E+00 | 0.1657E+01 |
| 0.2289E+01 | 0.1040E+02 | 0.1054E+02 | 0.8705E+01 | 0.1449E+02 | 0.1926E+02 | 0.2185E+02 | 0.5113E+01 | 0.4395E+01 | 0.1631E+01 | 0.1781E+00 | 0.1147E+01 |

### STATISTICS ON NORMAL ANNUAL MEANS(ALL DAYS)

| MEAN | VARIANCE | STANDARD DEVIATION | SKEWNESS | COEFF. OF VARIATION | SERIAL CORR |
|---|---|---|---|---|---|
| 0.1247E+02 | 0.2351E+02 | 0.4849E+01 | 0.1728E+01 | 0.3889E+00 | -0.1000E+01 |

### STATISTICS ON LOG MONTHLY MEANS(ALL DAYS)

| OCT | NOV | DEC | JAN | FEB | MARCH | APRIL | MAY | JUNE | JULY | AUG | SEPT |
|---|---|---|---|---|---|---|---|---|---|---|---|
| BY ROWS(MEAN,VARIANCE,STANDARD DEVIATION, SKEWNESS, COEFF. OF VARIATION,PERCENTAGE OF AVERAGE FLOW) | | | | | | | | | | | |
| 0.3638E+00 | 0.7511E+00 | 0.1152E+01 | 0.1092E+01 | 0.1233E+01 | 0.1400E+01 | 0.1351E+01 | 0.8597E+00 | 0.8020E+00 | 0.3617E+00 | -0.5933E+00 | -0.5324E+00 |
| 0.3112E+00 | 0.8795E+00 | 0.7638E-01 | 0.3374E-01 | 0.1350E+00 | 0.7686E-01 | 0.3057E+00 | 0.3350E-01 | 0.2506E-01 | 0.4195E-01 | 0.2883E-01 | 0.1166E+01 |
| 0.5578E+00 | 0.9378E+00 | 0.2653E+00 | 0.1837E+00 | 0.3675E+00 | 0.2772E+00 | 0.5529E+00 | 0.1830E+00 | 0.1583E+00 | 0.2048E+00 | 0.1698E+00 | 0.1080E+01 |
| -0.1522E+01 | -0.8560E+00 | -0.1018E+01 | 0.3842E+00 | 0.1008E+01 | 0.1693E+01 | -0.1731E+01 | 0.1728E+01 | 0.3466E+00 | -0.1528E+01 | 0.4372E+00 | 0.1586E+01 |
| 0.1533E+01 | 0.1249E+01 | 0.2303E+00 | 0.1682E+00 | 0.2980E+00 | 0.1981E+00 | 0.4092E+00 | 0.2129E+00 | 0.1974E+00 | 0.5662E+00 | -0.2862E+00 | -0.2028E+01 |
| 0.4414E+01 | 0.9114E+01 | 0.1398E+02 | 0.1325E+02 | 0.1496E+02 | 0.1698E+02 | 0.1640E+02 | 0.1043E+02 | 0.9732E+01 | 0.6389E+01 | -0.7200E+01 | -0.6460E+01 |

STATISTICS ON LOG ANNUAL MEANS(ALL DAYS)

| MEAN | VARIANCE | STANDARD DEVIATION | SKEWNESS | COEFF. OF VARIATION | SERIAL CORR |
|---|---|---|---|---|---|
| 0.1076E+01 | 0.2459E-01 | 0.1568E+00 | 0.1724E+01 | 0.1458E+00 | -0.1000E+01 |

ANNUAL PEAKS

| | |
|---|---|
| 1971 | 504 |
| 1972 | 691 |
| 1973 | 640 |

## 03372500 Salt Creek near Harrodsburg, Ind.

LOCATION.--Lat 39°00'16", long 86°30'31", in NE¼NW¼ sec.34, T.7 N., R.1 W., Monroe County, on right bank 1,300 ft (396 m) downstream from Monroe Lake, 0.9 mile (1.4 km) upstream from Clear Creek, 2.2 miles (3.5 km) southeast of Harrodsburg, and 25.1 miles (40.4 km) upstream from mouth.

DRAINAGE AREA.--432 mi² (1,119 km²).

REMARKS.--Flow regulated by Monroe Lake (See sta 03372400).

DURATION TABLE OF DAILY DISCHARGE FOR YEAR ENDING SEPTEMBER 30

| CLASS | 0 | 1 | 2 | 3 | 4 | 5 | 6 | 7 | 8 | 9 | 10 | 11 | 12 | 13 | 14 | 15 | 16 | 17 | 18 | 19 | 20 | 21 | 22 | 23 | 24 | 25 | 26 | 27 | 28 | 29 | 30 | 31 | 32 | 33 | 34 | |
|---|---|---|---|---|---|---|---|---|---|---|---|---|---|---|---|---|---|---|---|---|---|---|---|---|---|---|---|---|---|---|---|---|---|---|---|---|
| YEAR | NUMBER OF DAYS IN CLASS | | | | | | | | | | | | | | | | | | | | | | | | | | | | | | | | | | | CFS-DAYS |
| 1956 | | | | | 1 | 2 | 3 | 7 | 3 | 9 | 16 | 30 | 25 | 16 | 13 | 26 | 14 | 13 | 19 | 18 | 25 | 22 | 21 | 15 | 13 | 11 | 15 | 9 | 6 | 11 | 3 | | | | | 185480.3 |
| 1957 | | | 1 | 1 | 11 | 17 | 16 | 25 | 11 | 8 | 5 | 4 | 5 | 10 | 9 | 18 | 14 | 13 | 27 | 22 | 26 | 35 | 20 | 14 | 10 | 7 | 4 | 5 | 8 | 10 | 4 | 3 | 2 | | | 199012.2 |
| 1958 | | 2 | 6 | 5 | 2 | | 4 | 5 | 5 | 1 | 3 | 2 | 5 | 7 | 17 | 5 | 13 | 25 | 38 | 20 | 43 | 26 | 21 | 17 | 12 | 14 | 11 | 15 | 17 | 12 | 8 | 2 | 2 | | | 283928.7 |
| 1959 | | | | | | | | 4 | 11 | 7 | 26 | 14 | 14 | 17 | 21 | 18 | 15 | 21 | 19 | 16 | 18 | 33 | 27 | 21 | 17 | 8 | 15 | 8 | 3 | 6 | 3 | 1 | 1 | | 1 | 188613.3 |
| 1960 | | 5 | 14 | 10 | 2 | | 2 | 3 | 9 | 5 | 17 | 11 | 7 | 15 | 8 | 11 | 22 | 23 | 40 | 30 | 31 | 27 | 14 | 11 | 12 | 12 | 6 | 7 | 4 | 5 | | | 1 | 1 | 1 | 162103.7 |

| CLASS | CFS | TOTAL | ACCUM | PERCT | CLASS | CFS | TOTAL | ACCUM | PERCT | CLASS | CFS | TOTAL | ACCUM | PERCT | CLASS | CFS | TOTAL | ACCUM | PERCT |
|---|---|---|---|---|---|---|---|---|---|---|---|---|---|---|---|---|---|---|---|
| 0 | 0.00 | 0 | 1827 | 100.0 | 9 | 10.00 | 30 | 1640 | 89.8 | 18 | 130.0 | 143 | 1042 | 57.0 | 27 | 1800 | 44 | 159 | 8.7 |
| 1 | 1.00 | 7 | 1827 | 100.0 | 10 | 13.00 | 67 | 1610 | 88.1 | 19 | 180.0 | 106 | 899 | 49.2 | 28 | 2300 | 38 | 115 | 6.2 |
| 2 | 1.30 | 21 | 1820 | 99.6 | 11 | 18.00 | 61 | 1543 | 84.5 | 20 | 230.0 | 143 | 793 | 43.4 | 29 | 3100 | 44 | 77 | 4.2 |
| 3 | 1.80 | 16 | 1799 | 98.5 | 12 | 24.00 | 56 | 1482 | 81.1 | 21 | 310.0 | 143 | 650 | 35.6 | 30 | 4200 | 18 | 33 | 1.8 |
| 4 | 2.40 | 16 | 1783 | 97.6 | 13 | 31.00 | 65 | 1426 | 78.1 | 22 | 420.0 | 103 | 507 | 27.8 | 31 | 5500 | 6 | 15 | .8 |
| 5 | 3.20 | 19 | 1767 | 96.7 | 14 | 42.00 | 68 | 1361 | 74.5 | 23 | 560.0 | 78 | 404 | 22.1 | 32 | 7400 | 6 | 9 | .4 |
| 6 | 4.20 | 25 | 1748 | 95.7 | 15 | 56.00 | 78 | 1293 | 70.8 | 24 | 740.0 | 64 | 326 | 17.8 | 33 | 9800 | 1 | 3 | .1 |
| 7 | 5.60 | 44 | 1723 | 94.3 | 16 | 74.00 | 78 | 1215 | 66.5 | 25 | 990.0 | 52 | 262 | 14.3 | 34 | 13000 | 2 | 2 | .1 |
| 8 | 7.50 | 39 | 1679 | 91.9 | 17 | 99.00 | 95 | 1137 | 62.2 | 26 | 1300.0 | 51 | 210 | 11.5 | | | | | |

LOWEST MEAN DISCHARGE, IN CFS, AND RANKING, FOR THE FOLLOWING NUMBER OF CONSECUTIVE DAYS IN YEAR ENDING MARCH 31

| YEAR | 1 | | 3 | | 7 | | 14 | | 30 | | 60 | | 90 | | 120 | | 183 | | ANNUAL | |
|---|---|---|---|---|---|---|---|---|---|---|---|---|---|---|---|---|---|---|---|---|
| 1957 | 3.10 | 2 | 3.50 | 2 | 4.40 | 2 | 5.50 | 2 | 7.20 | 2 | 13.80 | 2 | 63.90 | 3 | 56.70 | 3 | 106.00 | 2 | 438.00 | 2 |
| 1958 | 1.20 | 1 | 1.30 | 1 | 1.60 | 1 | 1.80 | 1 | 3.50 | 1 | 8.40 | 1 | 9.90 | 1 | 20.90 | 1 | 184.00 | 3 | 672.00 | 3 |
| 1959 | 24.00 | 4 | 25.00 | 4 | 28.40 | 4 | 34.60 | 4 | 43.20 | 4 | 116.00 | 4 | 125.00 | 4 | 217.00 | 4 | 417.00 | 4 | 859.00 | 4 |
| 1960 | 5.60 | 3 | 6.90 | 3 | 7.50 | 3 | 8.50 | 3 | 17.20 | 3 | 30.00 | 3 | 31.00 | 2 | 34.90 | 2 | 69.70 | 1 | 309.00 | 1 |

HIGHEST MEAN DISCHARGE, IN CFS, AND RANKING, FOR THE FOLLOWING NUMBER OF CONSECUTIVE DAYS IN YEAR ENDING SEPTEMBER 30

| YEAR | 1 | | 3 | | 7 | | 15 | | 30 | | 60 | | 90 | | 120 | | 183 | | ANNUAL | |
|---|---|---|---|---|---|---|---|---|---|---|---|---|---|---|---|---|---|---|---|---|
| 1956 | 4700.0 | 5 | 4530.0 | 5 | 3610.0 | 5 | 1920.0 | 5 | 1840.0 | 5 | 1340.0 | 4 | 1250.0 | 4 | 1120.0 | 4 | 858.0 | 4 | 507.0 | 4 |
| 1957 | 9360.0 | 3 | 7510.0 | 3 | 5430.0 | 3 | 3130.0 | 4 | 1890.0 | 4 | 1710.0 | 2 | 1310.0 | 3 | 1130.0 | 3 | 983.0 | 2 | 545.0 | 2 |
| 1958 | 7440.0 | 4 | 6900.0 | 4 | 4960.0 | 4 | 3830.0 | 1 | 2400.0 | 2 | 1490.0 | 3 | 1370.0 | 2 | 1230.0 | 1 | 1010.0 | 1 | 778.0 | 1 |
| 1959 | 13100.0 | 2 | 9400.0 | 2 | 5520.0 | 2 | 3160.0 | 3 | 2600.0 | 1 | 1880.0 | 1 | 1440.0 | 1 | 1180.0 | 2 | 913.0 | 3 | 517.0 | 3 |
| 1960 | 17200.0 | 1 | 12600.0 | 1 | 6400.0 | 1 | 3370.0 | 2 | 1930.0 | 3 | 1150.0 | 5 | 844.0 | 5 | 801.0 | 5 | 757.0 | 5 | 443.0 | 5 |

STATISTICS ON NORMAL MONTHLY MEANS(ALL DAYS)

| OCT | NOV | DEC | JAN | FEB | MARCH | APRIL | MAY | JUNE | JULY | AUG | SEPT |
|---|---|---|---|---|---|---|---|---|---|---|---|
| BY ROWS(MEAN,VARIANCE,STANDARD DEVIATION, SKEWNESS, COEFF. OF VARIATION,PERCENTAGE OF AVERAGE FLOW) | | | | | | | | | | | |
| 0.4241E+02 | 0.1365E+03 | 0.4311E+03 | 0.5330E+03 | 0.7089E+03 | 0.1028E+04 | 0.8925E+03 | 0.9983E+03 | 0.5237E+03 | 0.2538E+03 | 0.9501E+02 | 0.6514E+02 |
| 0.2068E+04 | 0.3281E+05 | 0.3149E+06 | 0.1929E+06 | 0.3315E+06 | 0.5429E+06 | 0.2869E+06 | 0.5706E+06 | 0.3268E+06 | 0.1217E+06 | 0.1855E+05 | 0.4977E+04 |
| 0.4548E+02 | 0.1811E+03 | 0.5612E+03 | 0.4392E+03 | 0.5757E+03 | 0.7368E+03 | 0.5356E+03 | 0.7554E+03 | 0.5717E+03 | 0.3489E+03 | 0.1362E+03 | 0.7055E+02 |
| 0.2199E+01 | 0.1430E+01 | 0.2437E+01 | 0.1420E+01 | 0.8535E+00 | 0.1176E+01 | 0.3609E+00 | 0.7124E+00 | 0.1283E+01 | 0.2357E+01 | 0.2411E+01 | 0.1753E+01 |
| 0.1072E+01 | 0.1327E+01 | 0.1302E+01 | 0.8239E+00 | 0.8122E+00 | 0.7165E+00 | 0.6001E+00 | 0.7566E+00 | 0.1092E+01 | 0.1375E+01 | 0.1434E+01 | 0.1083E+01 |
| 0.7428E+00 | 0.2391E+01 | 0.7552E+01 | 0.9337E+01 | 0.1242E+02 | 0.1801E+02 | 0.1563E+02 | 0.1749E+02 | 0.9173E+01 | 0.4446E+01 | 0.1664E+01 | 0.1141E+01 |

STATISTICS ON NORMAL ANNUAL MEANS(ALL DAYS)

| MEAN | VARIANCE | STANDARD DEVIATION | SKEWNESS | COEFF. OF VARIATION | SERIAL CORR |
|---|---|---|---|---|---|
| 0.4749E+03 | 0.2259E+05 | 0.1503E+03 | 0.2109E+00 | 0.3165E+00 | 0.3906E+00 |

STATISTICS ON LOG MONTHLY MEANS(ALL DAYS)

| OCT | NOV | DEC | JAN | FEB | MARCH | APRIL | MAY | JUNE | JULY | AUG | SEPT |
|---|---|---|---|---|---|---|---|---|---|---|---|

BY ROWS(MEAN,VARIANCE,STANDARD DEVIATION, SKEWNESS, COEFF. OF VARIATION,PERCENTAGE OF AVERAGE FLOW)

| | | | | | | | | | | | |
|---|---|---|---|---|---|---|---|---|---|---|---|
| 0.1267E+01 | 0.1635E+01 | 0.2195E+01 | 0.2544E+01 | 0.2631E+01 | 0.2834E+01 | 0.2850E+01 | 0.2857E+01 | 0.2452E+01 | 0.2065E+01 | 0.1682E+01 | 0.1464E+01 |
| 0.5395E+00 | 0.6954E+00 | 0.6755E+00 | 0.2374E+00 | 0.3081E+00 | 0.3433E+00 | 0.1145E+00 | 0.1478E+00 | 0.2744E+00 | 0.3172E+00 | 0.2643E+00 | 0.5307E+00 |
| 0.7341E+00 | 0.8339E+00 | 0.8219E+00 | 0.4872E+00 | 0.5550E+00 | 0.5859E+00 | 0.3383E+00 | 0.3845E+00 | 0.5239E+00 | 0.5632E+00 | 0.5141E+00 | 0.7285E+00 |
| -0.8549E+00 | -0.6681E+00 | -0.1215E+01 | -0.1192E+01 | -0.1163E+01 | -0.2904E+01 | -0.8790E+00 | -0.2393E+00 | -0.4028E-01 | 0.3705E+00 | 0.2031E+00 | -0.1100E+01 |
| 0.5795E+00 | 0.5099E+00 | 0.3745E+00 | 0.1915E+00 | 0.2110E+00 | 0.2067E+00 | 0.1187E+00 | 0.1345E+00 | 0.2137E+00 | 0.2727E+00 | 0.3057E+00 | 0.4976E+00 |
| 0.4785E+01 | 0.6177E+01 | 0.8290E+01 | 0.9610E+01 | 0.9936E+01 | 0.1071E+02 | 0.1077E+02 | 0.1079E+02 | 0.9260E+01 | 0.7800E+01 | 0.6351E+01 | 0.5529E+01 |

STATISTICS ON LOG ANNUAL MEANS(ALL DAYS)

| MEAN | VARIANCE | STANDARD DEVIATION | SKEWNESS | COEFF. OF VARIATION | SERIAL CORR |
|---|---|---|---|---|---|
| 0.2654E+01 | 0.2259E-01 | 0.1503E+00 | -0.7523E+00 | 0.5663E-01 | 0.4318E+00 |

ANNUAL PEAKS

| | |
|---|---|
| 1956 | 5900 |
| 1957 | 9680 |
| 1958 | 7940 |
| 1959 | 17900 |
| 1960 | 22000 |
| 1961 | 20200 |
| 1962 | 5200 |
| 1963 | 9400 |
| 1964 | 8000 |
| 1965 | 3710 |
| 1966 | 2860 |
| 1967 | 2690 |
| 1968 | 2940 |
| 1969 | 2840 |
| 1970 | 1940 |
| 1971 | 2350 |
| 1972 | 2360 |
| 1973 | 3340 |

ANALYSIS AFTER REGULATION

DURATION TABLE OF DAILY DISCHARGE FOR YEAR ENDING SEPTEMBER 30

| CLASS | 0 | 1 | 2 | 3 | 4 | 5 | 6 | 7 | 8 | 9 | 10 | 11 | 12 | 13 | 14 | 15 | 16 | 17 | 18 | 19 | 20 | 21 | 22 | 23 | 24 | 25 | 26 | 27 | 28 | 29 | 30 | 31 | 32 | 33 | 34 |
|---|---|---|---|---|---|---|---|---|---|---|---|---|---|---|---|---|---|---|---|---|---|---|---|---|---|---|---|---|---|---|---|---|---|---|---|

| YEAR | NUMBER OF DAYS IN CLASS | CFS_DAYS |
|---|---|---|
| 1966 | 27 16 15 5 7 6 91 24 81 16 13 15 5 5 11 2 8 8 10 | 71144.2 |
| 1967 | 7171 4 24 49 5 8 8 9 17 49 14 | 177572.0 |
| 1968 | 58107 12 4 36 5 7 18 17 12 76 10 4 | 226614.0 |
| 1969 | 81 79 4 13 41 11 15 14 23 10 43 25 6 | 216036.0 |
| 1970 | 64101 15 4 41 11 24 10 21 21 53 | 169398.0 |
| 1971 | 117 75 16 5 41 13 37 5 12 16 13 15 | 126019.0 |
| 1972 | 105 87 11 10 14 24 24 28 10 8 19 26 | 151106.0 |
| 1973 | 1 113 7 3 36 36 14 19 27 25 22 61 1 | 265540.0 |

| CLASS | CFS | TOTAL | ACCUM | PERCT | CLASS | CFS | TOTAL | ACCUM | PERCT | CLASS | CFS | TOTAL | ACCUM | PERCT | CLASS | CFS | TOTAL | ACCUM | PERCT |
|---|---|---|---|---|---|---|---|---|---|---|---|---|---|---|---|---|---|---|---|
| 0 | 0.00 | 0 | 2922 | 100.0 | 9 | 2.70 | 27 | 2922 | 100.0 | 18 | 72.0 | 85 | 1484 | 50.8 | 27 | 2000 | 161 | 172 | 5.8 |
| 1 | 0.10 | 0 | 2922 | 100.0 | 10 | 3.80 | 16 | 2895 | 99.1 | 19 | 100.0 | 76 | 1399 | 47.9 | 28 | 2800 | 11 | 11 | .3 |
| 2 | 0.20 | 0 | 2922 | 100.0 | 11 | 5.60 | 15 | 2879 | 98.5 | 20 | 150.0 | 273 | 1323 | 45.3 | 29 | 4100 | | | |
| 3 | 0.30 | 0 | 2922 | 100.0 | 12 | 8.00 | 5 | 2864 | 98.0 | 21 | 220.0 | 110 | 1050 | 35.9 | 30 | 5900 | | | |
| 4 | 0.40 | 0 | 2922 | 100.0 | 13 | 12.00 | 7 | 2859 | 97.8 | 22 | 310.0 | 134 | 940 | 32.2 | 31 | 8500 | | | |
| 5 | 0.60 | 0 | 2922 | 100.0 | 14 | 17.00 | 6 | 2852 | 97.6 | 23 | 450.0 | 113 | 806 | 27.6 | 32 | 12000 | | | |
| 6 | 0.90 | 0 | 2922 | 100.0 | 15 | 24.00 | 92 | 2846 | 97.4 | 24 | 650.0 | 121 | 693 | 23.7 | 33 | 18000 | | | |
| 7 | 1.30 | 0 | 2922 | 100.0 | 16 | 35.00 | 456 | 2754 | 94.3 | 25 | 940.0 | 117 | 572 | 19.6 | 34 | | | | |
| 8 | 1.80 | 0 | 2922 | 100.0 | 17 | 50.00 | 814 | 2298 | 78.6 | 26 | 1400.0 | 283 | 455 | 15.6 | | | | | |

LOWEST MEAN DISCHARGE, IN CFS, AND RANKING, FOR THE FOLLOWING NUMBER OF CONSECUTIVE DAYS IN YEAR ENDING MARCH 31

| YEAR | 1 | | 3 | | 7 | | 14 | | 30 | | 60 | | 90 | | 120 | | 183 | | ANNUAL | |
|---|---|---|---|---|---|---|---|---|---|---|---|---|---|---|---|---|---|---|---|---|
| 1966 | 4.10 | 2 | 4.10 | 2 | 4.10 | 2 | 4.10 | 2 | 5.31 | 1 | 12.10 | 1 | 21.50 | 1 | 24.10 | 1 | 48.10 | 1 | 187.00 | 1 |
| 1967 | 3.30 | 1 | 3.30 | 1 | 3.30 | 1 | 3.35 | 1 | 50.50 | 8 | 50.80 | 8 | 59.50 | 7 | 112.00 | 8 | 93.80 | 4 | 354.00 | 3 |
| 1968 | 45.00 | 5 | 48.00 | 7 | 48.00 | 7 | 48.30 | 7 | 48.80 | 6 | 49.80 | 7 | 50.20 | 6 | 50.40 | 4 | 120.00 | 6 | 532.00 | 6 |
| 1969 | 38.00 | 3 | 41.30 | 3 | 44.00 | 3 | 46.00 | 4 | 47.30 | 5 | 48.60 | 5 | 49.40 | 5 | 56.40 | 5 | 163.00 | 7 | 682.00 | 8 |
| 1970 | 46.00 | 6 | 46.00 | 6 | 46.30 | 6 | 46.60 | 6 | 46.90 | 4 | 47.50 | 3 | 47.70 | 2 | 79.60 | 6 | 201.00 | 8 | 525.00 | 5 |
| 1971 | 49.00 | 8 | 49.00 | 8 | 49.00 | 8 | 49.00 | 8 | 49.00 | 7 | 49.00 | 6 | 49.30 | 4 | 49.90 | 3 | 50.10 | 2 | 471.00 | 4 |
| 1972 | 42.00 | 4 | 45.00 | 4 | 45.00 | 4 | 45.00 | 3 | 45.20 | 2 | 46.20 | 2 | 90.40 | 8 | 84.40 | 7 | 93.00 | 3 | 248.00 | 2 |
| 1973 | 46.00 | 7 | 46.00 | 5 | 46.00 | 5 | 46.10 | 5 | 46.90 | 3 | 48.30 | 4 | 48.90 | 3 | 49.30 | 2 | 117.00 | 5 | 542.00 | 7 |

HIGHEST MEAN DISCHARGE, IN CFS, AND RANKING, FOR THE FOLLOWING NUMBER OF CONSECUTIVE DAYS IN YEAR ENDING SEPTEMBER 30

| YEAR | 1 | | 3 | | 7 | | 15 | | 30 | | 60 | | 90 | | 120 | | 183 | | ANNUAL | |
|---|---|---|---|---|---|---|---|---|---|---|---|---|---|---|---|---|---|---|---|---|
| 1966 | 2770.0 | 4 | 2700.0 | 4 | 2530.0 | 4 | 1980.0 | 5 | 1310.0 | 8 | 683.0 | 8 | 474.0 | 8 | 371.0 | 8 | 302.0 | 8 | 195.0 | 8 |
| 1967 | 2660.0 | 5 | 2610.0 | 5 | 2570.0 | 3 | 1890.0 | 8 | 1670.0 | 6 | 1130.0 | 7 | 1180.0 | 5 | 965.0 | 6 | 916.0 | 4 | 486.0 | 4 |
| 1968 | 2930.0 | 2 | 2920.0 | 1 | 2670.0 | 2 | 1940.0 | 6 | 1860.0 | 4 | 1410.0 | 3 | 1280.0 | 3 | 1190.0 | 3 | 998.0 | 2 | 619.0 | 2 |
| 1969 | 2840.0 | 3 | 2830.0 | 2 | 2800.0 | 1 | 2770.0 | 1 | 2560.0 | 1 | 1580.0 | 2 | 1430.0 | 2 | 1270.0 | 2 | 993.0 | 3 | 592.0 | 3 |
| 1970 | 1940.0 | 8 | 1940.0 | 8 | 1930.0 | 8 | 1900.0 | 7 | 1390.0 | 7 | 1220.0 | 5 | 1050.0 | 6 | 1040.0 | 4 | 853.0 | 5 | 464.0 | 5 |
| 1971 | 2350.0 | 7 | 2340.0 | 6 | 2330.0 | 6 | 2260.0 | 2 | 1680.0 | 5 | 1180.0 | 6 | 955.0 | 7 | 778.0 | 7 | 617.0 | 7 | 345.0 | 7 |
| 1972 | 2360.0 | 6 | 2340.0 | 7 | 2320.0 | 7 | 2210.0 | 4 | 2100.0 | 3 | 1400.0 | 4 | 1250.0 | 4 | 1040.0 | 5 | 753.0 | 6 | 413.0 | 6 |
| 1973 | 3100.0 | 1 | 2740.0 | 3 | 2350.0 | 5 | 2260.0 | 3 | 2200.0 | 2 | 1740.0 | 1 | 1560.0 | 1 | 1300.0 | 1 | 1180.0 | 1 | 728.0 | 1 |

STATISTICS ON NORMAL MONTHLY MEANS(ALL DAYS)

| OCT | NOV | DEC | JAN | FEB | MARCH | APRIL | MAY | JUNE | JULY | AUG | SEPT |
|---|---|---|---|---|---|---|---|---|---|---|---|
| BY ROWS(MEAN,VARIANCE,STANDARD DEVIATION, SKEWNESS, COEFF. OF VARIATION,PERCENTAGE OF AVERAGE FLOW) | | | | | | | | | | | |
| 0.6817E+02 | 0.9520E+02 | 0.4360E+03 | 0.5877E+03 | 0.7287E+03 | 0.7536E+03 | 0.8440E+03 | 0.1206E+04 | 0.6068E+03 | 0.2530E+03 | 0.1204E+03 | 0.7691E+02 |
| 0.2566E+04 | 0.1261E+05 | 0.1213E+06 | 0.9563E+05 | 0.2761E+06 | 0.2510E+06 | 0.2683E+06 | 0.3721E+06 | 0.4091E+06 | 0.6341E+05 | 0.1579E+05 | 0.6106E+04 |
| 0.5066E+02 | 0.1123E+03 | 0.3482E+03 | 0.3092E+03 | 0.5254E+03 | 0.5010E+03 | 0.5179E+03 | 0.6100E+03 | 0.6396E+03 | 0.2518E+03 | 0.1257E+03 | 0.7814E+02 |
| 0.2826E+01 | 0.2503E+01 | 0.2673E-01 | 0.2358E+01 | 0.9385E+00 | 0.2771E+00 | -0.2283E+00 | 0.3571E+00 | 0.8560E+00 | 0.6336E+00 | 0.2391E+01 | 0.2826E+01 |
| 0.7432E+00 | 0.1180E+01 | 0.7986E+00 | 0.5262E+00 | 0.7211E+00 | 0.6648E+00 | 0.6137E+00 | 0.5058E+00 | 0.1054E+01 | 0.9955E+00 | 0.1044E+01 | 0.1016E+01 |
| 0.1180E+01 | 0.1648E+01 | 0.7549E+01 | 0.1017E+02 | 0.1261E+02 | 0.1305E+02 | 0.1461E+02 | 0.2088E+02 | 0.1050E+02 | 0.4379E+01 | 0.2084E+01 | 0.1331E+01 |

STATISTICS ON NORMAL ANNUAL MEANS(ALL DAYS)

| MEAN | VARIANCE | STANDARD DEVIATION | SKEWNESS | COEFF. OF VARIATION | SERIAL CORR |
|---|---|---|---|---|---|
| 0.4803E+03 | 0.2820E+05 | 0.1679E+03 | -0.2746E+00 | 0.3496E+00 | 0.1516E+00 |

STATISTICS ON LOG MONTHLY MEANS(ALL DAYS)

| OCT | NOV | DEC | JAN | FEB | MARCH | APRIL | MAY | JUNE | JULY | AUG | SEPT |
|---|---|---|---|---|---|---|---|---|---|---|---|
| BY ROWS(MEAN,VARIANCE,STANDARD DEVIATION, SKEWNESS, COEFF. OF VARIATION,PERCENTAGE OF AVERAGE FLOW) | | | | | | | | | | | |
| 0.1774E+01 | 0.1819E+01 | 0.2419E+01 | 0.2732E+01 | 0.2664E+01 | 0.2612E+01 | 0.2799E+01 | 0.3027E+01 | 0.2517E+01 | 0.2160E+01 | 0.1947E+01 | 0.1785E+01 |
| 0.4294E-01 | 0.1218E+00 | 0.2997E+00 | 0.3112E-01 | 0.3633E+00 | 0.6309E+00 | 0.1724E+00 | 0.5862E-01 | 0.2936E+00 | 0.2612E+00 | 0.1061E+00 | 0.6850E-01 |
| 0.2072E+00 | 0.3490E+00 | 0.5474E+00 | 0.1764E+00 | 0.6027E+00 | 0.7943E+00 | 0.4152E+00 | 0.2421E+00 | 0.5418E+00 | 0.5110E+00 | 0.3257E+00 | 0.2617E+00 |
| 0.2818E+01 | 0.1638E+01 | -0.6600E+00 | 0.1759E+01 | -0.2092E+01 | -0.2396E+01 | -0.1124E+01 | -0.3539E+00 | 0.1093E+00 | 0.3181E+00 | 0.1475E+01 | 0.2813E+01 |
| 0.1168E+00 | 0.1919E+00 | 0.2263E+00 | 0.6457E-01 | 0.2262E+00 | 0.3040E+00 | 0.1483E+00 | 0.8000E-01 | 0.2152E+00 | 0.2366E+00 | 0.1673E+00 | 0.1466E+00 |
| 0.6279E+01 | 0.6437E+01 | 0.8560E+01 | 0.9669E+01 | 0.9429E+01 | 0.9246E+01 | 0.9907E+01 | 0.1071E+02 | 0.8909E+01 | 0.7643E+01 | 0.6892E+01 | 0.6317E+01 |

STATISTICS ON LOG ANNUAL MEANS(ALL DAYS)

| MEAN | VARIANCE | STANDARD DEVIATION | SKEWNESS | COEFF. OF VARIATION | SERIAL CORR |
|---|---|---|---|---|---|
| 0.2653E+01 | 0.3213E-01 | 0.1792E+00 | -0.1187E+01 | 0.6756E-01 | 0.1431E+00 |

## 03372700 Clear Creek near Harrodsburg, Ind.

LOCATION.--Lat 39°02'03", long 86°34'01", in NW¼ sec.19, T.7 N., R.1 W., Monroe County, on left bank at downstream side of county road bridge, 1.9 miles (3.0 km) northwest of Harrodsburg, 3.9 miles (6.3 km) upstream from Little Clear Creek, and 5.1 miles (8.2 km) upstream from mouth.

DRAINAGE AREA.--55.2 mi² (143.0 km²), of which 6.4 mi² (16.6 km²) does not contribute directly to surface runoff.

### DURATION TABLE OF DAILY DISCHARGE FOR YEAR ENDING SEPTEMBER 30

| CLASS | 0 | 1 | 2 | 3 | 4 | 5 | 6 | 7 | 8 | 9 | 10 | 11 | 12 | 13 | 14 | 15 | 16 | 17 | 18 | 19 | 20 | 21 | 22 | 23 | 24 | 25 | 26 | 27 | 28 | 29 | 30 | 31 | 32 | 33 | 34 | |
|---|---|---|---|---|---|---|---|---|---|---|---|---|---|---|---|---|---|---|---|---|---|---|---|---|---|---|---|---|---|---|---|---|---|---|---|---|
| YEAR | NUMBER OF DAYS IN CLASS | | | | | | | | | | | | | | | | | | | | | | | | | | | | | | | | | | | CFS-DAYS |
| 1961 | | | 6 | 55 | 23 | 46 | 53 | 18 | 12 | 14 | 14 | 9 | 17 | 13 | 8 | 10 | 14 | 8 | 13 | 9 | 5 | 5 | 4 | 2 | 2 | | | 2 | | 1 | | 1 | | | 1 | 29945.7 |
| 1962 | | | 1 | 16 | 26 | 35 | 28 | 34 | 22 | 25 | 36 | 21 | 19 | 12 | 23 | 11 | 20 | 7 | 8 | 5 | 5 | 1 | 2 | 1 | 3 | 1 | 1 | 1 | 1 | | | | | | | 23549.6 |
| 1963 | | | 2 | 16 | 27 | 37 | 100 | 45 | 22 | 24 | 23 | 14 | 5 | 5 | 6 | 4 | 11 | 4 | 5 | 2 | 3 | 2 | 3 | | | | 3 | | 1 | | | 1 | | | | 18646.6 |
| 1964 | | 2 | 10 | 71 | 44 | 35 | 58 | 31 | 14 | 11 | 11 | 10 | 5 | 8 | 10 | 12 | 11 | 4 | 2 | 4 | 2 | 2 | 3 | 1 | 2 | | | 1 | | 1 | | | | 1 | | 20173.1 |
| 1965 | | 2 | 6 | 20 | 47 | 27 | 29 | 35 | 21 | 18 | 19 | 23 | 26 | 19 | 16 | 6 | 15 | 4 | 12 | 4 | 8 | 2 | 1 | 3 | | | 1 | | | 1 | | | | | | 20845.3 |
| 1966 | | | | 2 | 12 | 35 | 88 | 29 | 36 | 29 | 17 | 15 | 25 | 16 | 13 | 9 | 12 | 3 | 7 | 6 | 5 | 1 | 1 | 1 | 2 | | | | | 1 | | | | | | 18299.2 |
| 1967 | | | | | | 16 | 73 | 30 | 21 | 28 | 16 | 28 | 24 | 18 | 22 | 12 | 22 | 10 | 12 | 8 | 4 | 8 | 1 | 6 | 2 | 1 | | | | 2 | 1 | | | | | 29726.0 |
| 1968 | | | | | 1 | 8 | 23 | 22 | 42 | 44 | 36 | 22 | 23 | 17 | 24 | 12 | 26 | 10 | 14 | 12 | 10 | 4 | 3 | 1 | 4 | 2 | 4 | | | | | 1 | | | 1 | | 37394.0 |
| 1969 | | | | | 2 | 8 | 55 | 26 | 12 | 32 | 27 | 31 | 30 | 26 | 23 | 12 | 18 | 9 | 11 | 13 | 5 | 6 | 4 | 4 | 1 | 4 | | | | 1 | 4 | | 1 | | | 37916.0 |
| 1970 | | | | | 4 | 27 | 23 | 27 | 20 | 36 | 31 | 21 | 32 | 34 | 26 | 17 | 21 | 6 | 18 | 6 | 6 | 2 | 3 | 1 | 1 | | | 1 | | 1 | | 1 | | | | 27837.0 |
| 1971 | | | | 6 | 9 | 16 | 31 | 20 | 27 | 47 | 41 | 27 | 35 | 21 | 17 | 9 | 17 | 9 | 12 | 5 | 4 | 3 | 3 | 1 | 2 | | | 1 | 1 | 1 | | | | | | 24984.0 |
| 1972 | | | | | | | 11 | 14 | 3 | 3 | 1 | | | | 1 | | | | | | | | | | | | | | | | | | | | | 709.0 |

| CLASS | CFS | TOTAL | ACCUM | PERCT | CLASS | CFS | TOTAL | ACCUM | PERCT | CLASS | CFS | TOTAL | ACCUM | PERCT | CLASS | CFS | TOTAL | ACCUM | PERCT |
|---|---|---|---|---|---|---|---|---|---|---|---|---|---|---|---|---|---|---|---|
| 0 | 0.00 | 0 | 4050 | 100.0 | 9 | 26.00 | 311 | 2195 | 54.2 | 18 | 150.0 | 114 | 397 | 9.8 | 27 | 920 | 5 | 29 | .7 |
| 1 | 5.30 | 4 | 4050 | 100.0 | 10 | 32.00 | 272 | 1884 | 46.5 | 19 | 190.0 | 74 | 283 | 7.0 | 28 | 1100 | 8 | 24 | .5 |
| 2 | 6.60 | 25 | 4046 | 99.9 | 11 | 39.00 | 221 | 1612 | 39.8 | 20 | 230.0 | 57 | 209 | 5.2 | 29 | 1400 | 8 | 16 | .3 |
| 3 | 8.00 | 186 | 4021 | 99.3 | 12 | 47.00 | 241 | 1391 | 34.3 | 21 | 280.0 | 36 | 152 | 3.8 | 30 | 1700 | 2 | 8 | .1 |
| 4 | 9.80 | 195 | 3835 | 94.7 | 13 | 58.00 | 189 | 1150 | 28.4 | 22 | 340.0 | 28 | 116 | 2.9 | 31 | 2000 | 3 | 6 | .1 |
| 5 | 12.00 | 290 | 3640 | 89.9 | 14 | 70.00 | 189 | 961 | 23.7 | 23 | 420.0 | 21 | 88 | 2.2 | 32 | 2500 | | 3 | |
| 6 | 14.00 | 572 | 3350 | 82.7 | 15 | 86.00 | 114 | 772 | 19.1 | 24 | 510.0 | 19 | 67 | 1.7 | 33 | 3000 | 2 | 3 | |
| 7 | 18.00 | 331 | 2778 | 68.6 | 16 | 100.00 | 187 | 658 | 16.2 | 25 | 620.0 | 8 | 48 | 1.2 | 34 | 3700 | 1 | 1 | |
| 8 | 22.00 | 252 | 2447 | 60.4 | 17 | 130.00 | 74 | 471 | 11.6 | 26 | 750.0 | 11 | 40 | 1.0 | | | | | |

### LOWEST MEAN DISCHARGE, IN CFS, AND RANKING, FOR THE FOLLOWING NUMBER OF CONSECUTIVE DAYS IN YEAR ENDING MARCH 31

| YEAR | 1 | | 3 | | 7 | | 14 | | 30 | | 60 | | 90 | | 120 | | 183 | | ANNUAL | |
|---|---|---|---|---|---|---|---|---|---|---|---|---|---|---|---|---|---|---|---|---|
| 1962 | 7.30 | 4 | 7.80 | 4 | 8.10 | 3 | 8.50 | 3 | 8.80 | 1 | 9.70 | 2 | 10.60 | 3 | 13.90 | 3 | 17.70 | 3 | 93.40 | 9 |
| 1963 | 10.00 | 7 | 10.00 | 5 | 10.70 | 6 | 11.80 | 5 | 12.80 | 4 | 14.70 | 4 | 15.70 | 4 | 17.20 | 4 | 19.80 | 4 | 57.40 | 4 |
| 1964 | 7.00 | 3 | 7.20 | 3 | 7.60 | 1 | 7.90 | 1 | 9.20 | 2 | 9.20 | 1 | 9.60 | 1 | 9.60 | 1 | 12.30 | 1 | 45.50 | 1 |
| 1965 | 5.40 | 1 | 6.70 | 1 | 7.70 | 2 | 8.40 | 2 | 9.90 | 3 | 10.00 | 3 | 10.40 | 2 | 11.30 | 2 | 15.60 | 2 | 54.50 | 3 |
| 1966 | 6.50 | 2 | 7.20 | 2 | 9.40 | 4 | 12.00 | 6 | 14.40 | 6 | 16.50 | 5 | 19.60 | 5 | 25.40 | 6 | 29.90 | 6 | 51.20 | 2 |
| 1967 | 9.50 | 5 | 10.10 | 6 | 10.60 | 5 | 11.20 | 4 | 13.30 | 5 | 18.30 | 7 | 20.20 | 6 | 19.80 | 5 | 24.80 | 5 | 74.60 | 5 |
| 1968 | 11.00 | 8 | 11.70 | 9 | 12.30 | 9 | 13.00 | 8 | 15.70 | 8 | 19.90 | 8 | 27.90 | 10 | 31.90 | 9 | 34.70 | 7 | 83.50 | 6 |
| 1969 | 14.00 | 10 | 14.30 | 10 | 14.40 | 10 | 14.90 | 10 | 16.20 | 9 | 20.20 | 9 | 20.90 | 7 | 29.10 | 8 | 39.10 | 9 | 113.00 | 10 |
| 1970 | 10.00 | 6 | 11.00 | 7 | 11.60 | 7 | 14.40 | 9 | 17.20 | 10 | 21.00 | 10 | 26.80 | 9 | 49.50 | 10 | 54.80 | 10 | 85.20 | 8 |
| 1971 | 11.00 | 9 | 11.70 | 8 | 12.00 | 8 | 12.90 | 7 | 15.10 | 7 | 17.60 | 6 | 24.20 | 8 | 26.00 | 7 | 35.70 | 8 | 84.10 | 7 |

### HIGHEST MEAN DISCHARGE, IN CFS, AND RANKING, FOR THE FOLLOWING NUMBER OF CONSECUTIVE DAYS IN YEAR ENDING SEPTEMBER 30

| YEAR | 1 | | 3 | | 7 | | 15 | | 30 | | 60 | | 90 | | 120 | | 183 | | ANNUAL | |
|---|---|---|---|---|---|---|---|---|---|---|---|---|---|---|---|---|---|---|---|---|
| 1961 | 3860.0 | 1 | 2520.0 | 1 | 1410.0 | 1 | 725.0 | 1 | 428.0 | 1 | 294.0 | 1 | 263.0 | 1 | 215.0 | 1 | 149.0 | 3 | 82.0 | 3 |
| 1962 | 1180.0 | 10 | 674.0 | 9 | 415.0 | 10 | 283.0 | 9 | 244.0 | 8 | 171.0 | 6 | 157.0 | 5 | 133.0 | 6 | 101.0 | 7 | 64.5 | 7 |
| 1963 | 2230.0 | 4 | 1150.0 | 6 | 588.0 | 6 | 471.0 | 5 | 356.0 | 4 | 206.0 | 5 | 150.0 | 6 | 118.0 | 9 | 85.6 | 10 | 51.1 | 10 |
| 1964 | 3650.0 | 2 | 1870.0 | 2 | 941.0 | 3 | 539.0 | 4 | 358.0 | 3 | 241.0 | 3 | 170.0 | 4 | 134.0 | 4 | 98.2 | 8 | 55.1 | 9 |
| 1965 | 1500.0 | 7 | 920.0 | 7 | 514.0 | 8 | 281.0 | 10 | 217.0 | 10 | 146.0 | 10 | 137.0 | 9 | 118.0 | 10 | 86.6 | 9 | 57.1 | 8 |
| 1966 | 1160.0 | 11 | 637.0 | 11 | 364.0 | 11 | 216.0 | 11 | 155.0 | 11 | 108.0 | 11 | 101.0 | 11 | 99.0 | 11 | 79.1 | 11 | 50.1 | 11 |
| 1967 | 1450.0 | 8 | 1250.0 | 5 | 783.0 | 5 | 427.0 | 6 | 256.0 | 6 | 157.0 | 9 | 136.0 | 10 | 133.0 | 5 | 131.0 | 4 | 81.4 | 4 |
| 1968 | 3430.0 | 3 | 1660.0 | 3 | 988.0 | 2 | 548.0 | 3 | 341.0 | 5 | 227.0 | 4 | 197.0 | 3 | 186.0 | 3 | 165.0 | 1 | 102.0 | 2 |
| 1969 | 2110.0 | 5 | 1490.0 | 4 | 860.0 | 4 | 631.0 | 2 | 408.0 | 2 | 277.0 | 2 | 216.0 | 2 | 196.0 | 2 | 156.0 | 2 | 104.0 | 1 |
| 1970 | 1860.0 | 6 | 881.0 | 8 | 539.0 | 7 | 338.0 | 7 | 220.0 | 9 | 160.0 | 8 | 145.0 | 8 | 131.0 | 7 | 121.0 | 5 | 76.3 | 5 |
| 1971 | 1330.0 | 9 | 658.0 | 10 | 490.0 | 9 | 322.0 | 8 | 245.0 | 7 | 170.0 | 7 | 149.0 | 7 | 126.0 | 8 | 103.0 | 6 | 68.4 | 6 |

### STATISTICS ON NORMAL MONTHLY MEANS(ALL DAYS)

| OCT | NOV | DEC | JAN | FEB | MARCH | APRIL | MAY | JUNE | JULY | AUG | SEPT |
|---|---|---|---|---|---|---|---|---|---|---|---|
| BY ROWS(MEAN,VARIANCE,STANDARD DEVIATION, SKEWNESS, COEFF. OF VARIATION,PERCENTAGE OF AVERAGE FLOW) | | | | | | | | | | | |
| 0.2198E+02 | 0.4064E+02 | 0.7839E+02 | 0.8679E+02 | 0.1151E+03 | 0.1558E+03 | 0.1200E+03 | 0.1164E+03 | 0.3747E+02 | 0.4427E+02 | 0.2485E+02 | 0.2451E+02 |
| 0.2152E+03 | 0.1529E+04 | 0.6193E+04 | 0.8214E+04 | 0.4650E+04 | 0.9803E+04 | 0.3449E+04 | 0.1439E+05 | 0.2790E+03 | 0.1514E+04 | 0.7407E+02 | 0.3498E+03 |
| 0.1467E+02 | 0.3910E+02 | 0.7869E+02 | 0.9063E+02 | 0.6819E+02 | 0.9901E+02 | 0.5873E+02 | 0.1200E+03 | 0.1670E+02 | 0.3891E+02 | 0.8607E+01 | 0.1870E+02 |
| 0.1384E+01 | 0.1963E+01 | 0.1210E+01 | 0.2453E+01 | 0.2945E+00 | 0.8266E+00 | 0.4214E+00 | 0.1549E+01 | 0.5605E+00 | 0.2453E+01 | 0.7719E+00 | 0.2096E+01 |
| 0.6673E+00 | 0.5622E+00 | 0.1004E+01 | 0.1044E+01 | 0.5923E+00 | 0.6356E+00 | 0.4892E+00 | 0.1031E+01 | 0.4457E+00 | 0.8788E+00 | 0.3463E+00 | 0.7631E+00 |
| 0.2538E+01 | 0.4692E+01 | 0.9050E+01 | 0.1002E+02 | 0.1329E+02 | 0.1798E+02 | 0.1386E+02 | 0.1343E+02 | 0.4326E+01 | 0.5111E+01 | 0.2869E+01 | 0.2829E+01 |

STATISTICS ON NORMAL ANNUAL MEANS(ALL DAYS)

| MEAN | VARIANCE | STANDARD DEVIATION | SKEWNESS | COEFF. OF VARIATION | SERIAL CORR |
|---|---|---|---|---|---|
| 0.7202E+02 | 0.3625E+03 | 0.1904E+02 | 0.5914E+00 | 0.2644E+00 | 0.6108E+00 |

STATISTICS ON LOG MONTHLY MEANS(ALL DAYS)

| OCT | NOV | DEC | JAN | FEB | MARCH | APRIL | MAY | JUNE | JULY | AUG | SEPT |
|---|---|---|---|---|---|---|---|---|---|---|---|
| BY ROWS(MEAN,VARIANCE,STANDARD DEVIATION, SKEWNESS, COEFF. OF VARIATION,PERCENTAGE OF AVERAGE FLOW) | | | | | | | | | | | |
| 0.1266E+01 | 0.1458E+01 | 0.1685E+01 | 0.1780E+01 | 0.1957E+01 | 0.2110E+01 | 0.2026E+01 | 0.1891E+01 | 0.1534E+01 | 0.1543E+01 | 0.1373E+01 | 0.1302E+01 |
| 0.6875E-01 | 0.1367E+00 | 0.2106E+00 | 0.1446E+00 | 0.1313E+00 | 0.8209E-01 | 0.5625E-01 | 0.1494E+00 | 0.3759E-01 | 0.8498E-01 | 0.2157E-01 | 0.7720E-01 |
| 0.2622E+00 | 0.3698E+00 | 0.4589E+00 | 0.3803E+00 | 0.3624E+00 | 0.2865E+00 | 0.2372E+00 | 0.3866E+00 | 0.1939E+00 | 0.2915E+00 | 0.1469E+00 | 0.2778E+00 |
| 0.5761E+00 | 0.5454E+00 | 0.1685E+00 | 0.3094E+00 | -0.1128E+01 | -0.5041E-01 | -0.5524E+00 | 0.8699E+00 | 0.1608E+00 | 0.9373E+00 | 0.1854E+00 | 0.5825E+00 |
| 0.2071E+00 | 0.2537E+00 | 0.2724E+00 | 0.2137E+00 | 0.1852E+00 | 0.1358E+00 | 0.1171E+00 | 0.2044E+00 | 0.1263E+00 | 0.1889E+00 | 0.1070E+00 | 0.2135E+00 |
| 0.6353E+01 | 0.7316E+01 | 0.8456E+01 | 0.8934E+01 | 0.9820E+01 | 0.1059E+02 | 0.1017E+02 | 0.9493E+01 | 0.7702E+01 | 0.7745E+01 | 0.6889E+01 | 0.6533E+01 |

STATISTICS ON LOG ANNUAL MEANS(ALL DAYS)

| MEAN | VARIANCE | STANDARD DEVIATION | SKEWNESS | COEFF. OF VARIATION | SERIAL CORR |
|---|---|---|---|---|---|
| 0.1844E+01 | 0.1265E-01 | 0.1125E+00 | 0.2636E+00 | 0.6098E-01 | 0.5983E+00 |

**ANNUAL PEAKS**

| | |
|---|---|
| 1960 | 10200 |
| 1961 | 6190 |
| 1962 | 3400 |
| 1963 | 5860 |
| 1964 | 6380 |
| 1965 | 3240 |
| 1966 | 2530 |
| 1967 | 2500 |
| 1968 | 8280 |
| 1969 | 4790 |
| 1970 | 4190 |
| 1971 | 3660 |

## 03373000 Salt Creek near Peerless, Ind.

LOCATION.--Lat 38°56'36", long 86°30'36", in NW¼ sec.22, T.6 N., R.1 W., Lawrence County, on downstream side near center of county road bridge, 3,200 ft (975 m) downstream from Little Salt Creek, 1.5 miles (2.4 km) north of Peerless, 6.5 miles (10.4 km) downstream from Monroe Reservoir and 18.6 miles (29.9 km) upstream from mouth.

DRAINAGE AREA.--573 mi² (1,484 km²).

### DURATION TABLE OF DAILY DISCHARGE FOR YEAR ENDING SEPTEMBER 30

| CLASS | 0 | 1 | 2 | 3 | 4 | 5 | 6 | 7 | 8 | 9 | 10 | 11 | 12 | 13 | 14 | 15 | 16 | 17 | 18 | 19 | 20 | 21 | 22 | 23 | 24 | 25 | 26 | 27 | 28 | 29 | 30 | 31 | 32 | 33 | 34 | |
|---|---|---|---|---|---|---|---|---|---|---|---|---|---|---|---|---|---|---|---|---|---|---|---|---|---|---|---|---|---|---|---|---|---|---|---|---|
| YEAR | NUMBER OF DAYS IN CLASS | | | | | | | | | | | | | | | | | | | | | | | | | | | | | | | | | | | CFS-DAYS |
| 1939 | | | 4 | 4 | 13 | 5 | 4 | 1 | | 3 | 2 | 3 | 8 | 12 | 4 | 10 | 22 | 12 | 6 | 12 | 6 | 13 | 11 | 3 | 8 | 3 | 2 | 6 | | 1 | 2 | 1 | 2 | | | 114746.8 |
| 1940 | | | 22 | 27 | 13 | 19 | 36 | 17 | 23 | 15 | 7 | 9 | 12 | 21 | 8 | 10 | 14 | 6 | 12 | 18 | 18 | 10 | 10 | 6 | 8 | 6 | 2 | 4 | 5 | 2 | 2 | 1 | 2 | 1 | | 115994.1 |
| 1941 | | | 3 | 15 | 6 | 18 | 9 | 12 | 15 | 17 | 13 | 14 | 14 | 18 | 23 | 44 | 40 | 22 | 19 | 21 | 11 | 11 | 5 | 4 | 3 | 3 | | 1 | 1 | | 3 | | | | | 49911.5 |
| 1942 | | | | | | | 1 | 4 | 5 | 10 | 5 | 2 | 5 | 19 | 27 | 18 | 23 | 27 | 35 | 29 | 23 | 18 | 26 | 16 | 16 | 16 | 12 | 7 | 5 | 8 | 5 | 3 | | | | 200351.0 |
| 1943 | | | | | 7 | 10 | 17 | 7 | 11 | 16 | 15 | 10 | 7 | 3 | 10 | 15 | 16 | 25 | 18 | 20 | 24 | 33 | 15 | 15 | 13 | 14 | 8 | 6 | 8 | 4 | 11 | 3 | | 4 | | 254707.2 |
| 1944 | | | | 5 | 8 | 14 | 12 | 14 | 34 | 47 | 16 | 13 | 40 | 17 | 13 | 11 | 11 | 7 | 8 | 9 | 6 | 13 | 12 | 10 | 11 | 7 | 5 | 7 | 3 | 5 | 5 | 1 | 2 | | | 139857.1 |
| 1945 | | | | | 3 | 4 | 3 | 5 | 10 | 23 | 16 | 17 | 24 | 21 | 17 | 24 | 12 | 22 | 11 | 7 | 11 | 22 | 16 | 17 | 9 | 6 | 4 | 8 | 7 | 9 | 22 | 8 | 4 | 2 | 1 | | 362472.8 |
| 1946 | | | | | | 4 | 7 | 6 | 5 | 4 | 12 | 7 | 12 | 10 | 18 | 14 | 14 | 11 | 19 | 23 | 22 | 25 | 17 | 31 | 30 | 19 | 8 | 8 | 15 | 9 | 15 | | | | | 265708.8 |
| 1947 | | | | | | 2 | 4 | 9 | 4 | 5 | 13 | 11 | 4 | 10 | 22 | 18 | 36 | 19 | 12 | 17 | 18 | 15 | 24 | 28 | 12 | 17 | 7 | 10 | 13 | 15 | 16 | 2 | 2 | | | 307386.3 |
| 1948 | | | | | | | | 4 | 14 | 26 | 22 | 19 | 25 | 35 | 31 | 26 | 21 | 12 | 5 | 9 | 12 | 8 | 25 | 20 | 15 | 9 | 4 | 10 | 4 | 3 | 6 | 1 | | | | 144484.6 |
| 1949 | | | | | | | | | 12 | 3 | 2 | 9 | 10 | 14 | 20 | 15 | 25 | 16 | 18 | 17 | 27 | 31 | 22 | 22 | 11 | 24 | 7 | 9 | 9 | 11 | 17 | 9 | 2 | 1 | 1 | 1 | 390021.6 |
| 1950 | | | | | | | | | | 15 | 10 | 5 | 7 | 18 | 14 | 15 | 20 | 21 | 21 | 14 | 11 | 19 | 8 | 24 | 23 | 25 | 16 | 13 | 8 | 16 | 21 | 15 | 4 | | 2 | | 490154.6 |
| 1957 | | | | | | | | | 5 | 10 | 9 | 14 | 5 | 8 | 4 | 13 | 12 | 6 | 5 | 18 | 11 | 14 | 10 | 14 | 15 | 9 | 5 | 5 | 2 | 8 | 3 | 4 | 5 | | | 185492.9 |
| 1958 | | | | | | | | | 1 | 12 | 4 | 3 | 7 | 9 | 9 | 9 | 9 | 12 | 12 | 26 | 37 | 31 | 36 | 26 | 20 | 19 | 11 | 12 | 21 | 17 | 13 | 6 | 3 | | | 381238.7 |
| 1959 | | | | | | | | | | 8 | 12 | 15 | 14 | 13 | 14 | 29 | 16 | 15 | 14 | 16 | 22 | 24 | 25 | 31 | 30 | 20 | 9 | 15 | 9 | 1 | 9 | 1 | 1 | 2 | | 253013.8 |
| 1960 | | | | | | | | | | 19 | 13 | 8 | 10 | 10 | 17 | 19 | 9 | 18 | 18 | 27 | 41 | 38 | 28 | 20 | 15 | 18 | 12 | 8 | 9 | 5 | 1 | 1 | | 2 | | 202696.4 |
| 1961 | | | | | | | | | | 14 | 18 | 33 | 24 | 23 | 36 | 36 | 11 | 11 | 18 | 17 | 11 | 15 | 11 | 8 | 16 | 11 | 7 | 13 | 13 | 9 | 4 | | 2 | 1 | 2 | 1 | 265789.7 |
| 1962 | | | | | | | | | | 7 | 13 | 19 | 29 | 24 | 14 | 15 | 13 | 13 | 21 | 17 | 34 | 38 | 18 | 25 | 16 | 11 | 5 | 8 | 8 | 10 | 7 | | | | | | 196484.2 |
| 1963 | | | | | | | | | | 1 | 12 | 21 | 29 | 43 | 25 | 38 | 26 | 22 | 22 | 24 | 17 | 18 | 10 | 11 | 7 | 7 | 7 | 7 | 4 | 3 | 7 | 3 | 1 | | | | 158757.7 |
| 1964 | | | | | | | | | 2 | 31 | 80 | 33 | 15 | 9 | 20 | 23 | 22 | 23 | 19 | 5 | 7 | 5 | 9 | 8 | 2 | 5 | 4 | 11 | 18 | 11 | 3 | | 1 | | | | 172497.8 |
| 1965 | | | | | | | | | | 20 | 22 | 18 | 4 | 19 | 37 | 43 | 34 | 26 | 17 | 15 | 14 | 25 | 8 | 12 | 11 | 7 | 9 | 8 | 7 | 8 | 1 | | | | | | 133214.9 |
| 1966 | | | | | | | | | | | | | | | | 76 | 86 | 34 | 31 | 31 | 25 | 21 | 7 | 12 | 11 | 2 | 7 | 13 | 9 | | | | | | | | 114115.0 |
| 1967 | | | | | | | | | | | | | | | | | 103 | 31 | 18 | 19 | 22 | 21 | 19 | 14 | 14 | 27 | 14 | 41 | 21 | 1 | | | | | | | 240616.0 |
| 1968 | | | | | | | | | | | | | | | | | 9 | 73 | 51 | 15 | 10 | 5 | 9 | 31 | 13 | 17 | 24 | 17 | 46 | 41 | 4 | 1 | | | | | 324749.0 |
| 1969 | | | | | | | | | | | | | | | | | | 87 | 39 | 12 | 8 | 17 | 17 | 11 | 19 | 26 | 21 | 24 | 44 | 35 | 2 | 3 | | | | | 321012.0 |
| 1970 | | | | | | | | | | | | | | | | | | 96 | 47 | 16 | 8 | 16 | 24 | 22 | 24 | 16 | 16 | 23 | 49 | 5 | 3 | | | | | | 235937.0 |
| 1971 | | | | | | | | | | | | | | | | 49 | 30 | 53 | 48 | 14 | 33 | 18 | 26 | 24 | 9 | 13 | 7 | 18 | 21 | 2 | | | | | | | 184321.0 |

| CLASS | VALUE | TOTAL | CFS | PERCT | CLASS | VALUE | TOTAL | CFS | PERCT | CLASS | VALUE | TOTAL | CFS | PERCT | CLASS | CFS | TOTAL | ACCUM | PERCT |
|---|---|---|---|---|---|---|---|---|---|---|---|---|---|---|---|---|---|---|---|
| 0 | 0.00 | 0 | 9528 | 100.0 | 9 | 9.30 | 317 | 8706 | 91.4 | 18 | 150.0 | 445 | 4535 | 47.6 | 27 | 2300 | 307 | 762 | 7.9 |
| 1 | 0.70 | 25 | 9528 | 100.0 | 10 | 13.00 | 282 | 8389 | 88.0 | 19 | 200.0 | 507 | 4090 | 42.9 | 28 | 3200 | 166 | 455 | 4.7 |
| 2 | 1.10 | 51 | 9503 | 99.7 | 11 | 17.00 | 300 | 8107 | 85.1 | 20 | 270.0 | 529 | 3583 | 37.6 | 29 | 4300 | 176 | 289 | 3.0 |
| 3 | 1.50 | 41 | 9452 | 99.2 | 12 | 23.00 | 352 | 7807 | 81.9 | 21 | 370.0 | 464 | 3054 | 32.1 | 30 | 5900 | 60 | 113 | 1.1 |
| 4 | 2.00 | 84 | 9411 | 98.8 | 13 | 32.00 | 391 | 7455 | 78.2 | 22 | 500.0 | 465 | 2590 | 27.2 | 31 | 8000 | 30 | 53 | .5 |
| 5 | 2.70 | 94 | 9327 | 97.9 | 14 | 43.00 | 573 | 7064 | 74.1 | 23 | 680.0 | 379 | 2125 | 22.3 | 32 | 11000 | 15 | 23 | .2 |
| 6 | 3.70 | 82 | 9233 | 96.9 | 15 | 59.00 | 869 | 6491 | 68.1 | 24 | 930.0 | 364 | 1746 | 18.3 | 33 | 15000 | 6 | 8 | |
| 7 | 5.00 | 142 | 9151 | 96.0 | 16 | 80.00 | 611 | 5622 | 59.0 | 25 | 1300.0 | 237 | 1382 | 14.5 | 34 | 20000 | 2 | 2 | |
| 8 | 6.80 | 303 | 9009 | 94.6 | 17 | 110.00 | 476 | 5011 | 52.6 | 26 | 1700.0 | 383 | 1145 | 12.0 | | | | | |

### LOWEST MEAN DISCHARGE, IN CFS, AND RANKING, FOR THE FOLLOWING NUMBER OF CONSECUTIVE DAYS IN YEAR ENDING MARCH 31

| YEAR | 1 | | 3 | | 7 | | 14 | | 30 | | 60 | | 90 | | 120 | | 183 | | ANNUAL | |
|---|---|---|---|---|---|---|---|---|---|---|---|---|---|---|---|---|---|---|---|---|
| 1940 | 0.90 | 2 | 0.90 | 2 | 0.90 | 1 | 1.00 | 1 | 1.90 | 2 | 2.90 | 2 | 7.50 | 3 | 6.30 | 2 | 10.10 | 1 | 370.00 | 4 |
| 1941 | 0.80 | 1 | 0.80 | 1 | 0.90 | 2 | 1.00 | 2 | 1.30 | 1 | 2.30 | 1 | 2.50 | 1 | 3.40 | 1 | 10.40 | 2 | 301.00 | 2 |
| 1942 | 1.80 | 6 | 1.90 | 6 | 2.10 | 6 | 2.30 | 5 | 6.90 | 7 | 13.80 | 11 | 28.10 | 13 | 37.70 | 13 | 101.00 | 15 | 425.00 | 7 |
| 1943 | 1.50 | 5 | 1.70 | 5 | 1.80 | 4 | 2.20 | 4 | 3.10 | 4 | 6.00 | 4 | 12.40 | 6 | 18.20 | 7 | 122.00 | 17 | 618.00 | 13 |
| 1944 | 1.20 | 3 | 1.30 | 3 | 1.70 | 3 | 2.00 | 3 | 3.00 | 3 | 5.20 | 3 | 5.90 | 2 | 7.70 | 3 | 14.10 | 3 | 427.00 | 8 |
| 1945 | 1.30 | 4 | 1.60 | 4 | 2.10 | 5 | 2.90 | 6 | 3.70 | 5 | 8.10 | 6 | 13.10 | 8 | 22.40 | 10 | 22.00 | 4 | 708.00 | 15 |
| 1946 | 6.70 | 12 | 6.80 | 12 | 7.50 | 12 | 9.10 | 13 | 14.60 | 15 | 74.10 | 20 | 101.00 | 22 | 352.00 | 25 | 545.00 | 24 | 1070.00 | 22 |
| 1947 | 2.00 | 7 | 2.10 | 7 | 2.50 | 7 | 3.30 | 7 | 4.40 | 6 | 6.50 | 5 | 17.60 | 11 | 22.70 | 11 | 59.40 | 8 | 427.00 | 9 |
| 1948 | 4.60 | 8 | 4.90 | 8 | 5.00 | 8 | 5.10 | 8 | 7.50 | 8 | 10.90 | 8 | 14.80 | 9 | 21.20 | 8 | 59.70 | 9 | 818.00 | 18 |
| 1949 | 5.60 | 10 | 5.70 | 9 | 5.90 | 9 | 6.10 | 9 | 7.60 | 9 | 25.60 | 15 | 31.40 | 14 | 52.80 | 16 | 94.10 | 13 | 1130.00 | 23 |
| 1950 | 12.00 | 17 | 13.00 | 17 | 18.10 | 18 | 29.10 | 18 | 49.10 | 19 | 117.00 | 24 | 152.00 | 24 | 182.00 | 22 | 205.00 | 20 | 1160.00 | 25 |
| 1958 | 5.40 | 9 | 6.20 | 10 | 6.80 | 10 | 7.20 | 10 | 9.50 | 12 | 21.20 | 13 | 22.00 | 12 | 31.30 | 12 | 271.00 | 21 | 923.00 | 20 |
| 1959 | 25.00 | 19 | 27.30 | 19 | 33.10 | 20 | 42.60 | 20 | 54.10 | 20 | 155.00 | 25 | 162.00 | 25 | 277.00 | 24 | 564.00 | 25 | 1150.00 | 24 |
| 1960 | 7.20 | 13 | 7.60 | 13 | 8.60 | 15 | 9.50 | 15 | 21.90 | 17 | 41.20 | 16 | 37.00 | 15 | 49.00 | 14 | 94.90 | 14 | 403.00 | 5 |
| 1961 | 7.20 | 14 | 7.60 | 14 | 8.00 | 13 | 8.40 | 12 | 8.90 | 10 | 11.60 | 10 | 12.80 | 7 | 15.70 | 6 | 40.50 | 7 | 539.00 | 12 |
| 1962 | 7.60 | 15 | 8.30 | 15 | 8.60 | 14 | 11.40 | 16 | 12.30 | 14 | 14.60 | 12 | 16.70 | 10 | 21.50 | 9 | 60.50 | 10 | 843.00 | 19 |
| 1963 | 14.00 | 18 | 14.70 | 18 | 16.10 | 17 | 16.50 | 17 | 17.00 | 16 | 22.10 | 14 | 38.20 | 16 | 49.40 | 15 | 86.80 | 11 | 467.00 | 10 |
| 1964 | 8.30 | 16 | 8.50 | 16 | 9.00 | 16 | 9.40 | 14 | 10.80 | 13 | 11.30 | 9 | 12.20 | 5 | 12.30 | 5 | 23.10 | 5 | 359.00 | 3 |
| 1965 | 5.70 | 11 | 6.60 | 11 | 7.50 | 11 | 7.80 | 11 | 9.10 | 11 | 10.20 | 7 | 11.00 | 4 | 11.90 | 4 | 30.20 | 6 | 418.00 | 6 |
| 1966 | 26.00 | 20 | 28.00 | 20 | 30.00 | 19 | 34.50 | 19 | 45.60 | 18 | 51.90 | 17 | 56.20 | 17 | 59.90 | 17 | 92.60 | 12 | 295.00 | 1 |
| 1967 | 48.00 | 22 | 50.30 | 21 | 52.90 | 21 | 67.70 | 24 | 70.60 | 24 | 87.60 | 23 | 101.00 | 23 | 149.00 | 21 | 138.00 | 18 | 504.00 | 11 |
| 1968 | 59.00 | 23 | 59.30 | 23 | 59.90 | 23 | 60.40 | 21 | 66.20 | 21 | 74.40 | 21 | 83.80 | 20 | 88.70 | 18 | 180.00 | 19 | 719.00 | 16 |
| 1969 | 44.00 | 21 | 52.00 | 22 | 56.00 | 22 | 61.40 | 22 | 67.80 | 22 | 71.30 | 18 | 71.70 | 18 | 130.00 | 20 | 331.00 | 22 | 1010.00 | 21 |
| 1970 | 64.00 | 25 | 65.00 | 25 | 65.60 | 25 | 69.20 | 25 | 74.50 | 25 | 77.70 | 22 | 84.10 | 21 | 209.00 | 23 | 390.00 | 23 | 764.00 | 17 |
| 1971 | 62.00 | 24 | 63.00 | 24 | 63.40 | 24 | 64.10 | 23 | 68.90 | 23 | 73.80 | 19 | 83.60 | 19 | 93.50 | 19 | 113.00 | 16 | 671.00 | 14 |

HIGHEST MEAN DISCHARGE, IN CFS, AND RANKING, FOR THE FOLLOWING NUMBER OF CONSECUTIVE DAYS IN YEAR ENDING SEPTEMBER 30

| YEAR | 1 | | 3 | | 7 | | 15 | | 30 | | 60 | | 90 | | 120 | | 183 | | ANNUAL | |
|---|---|---|---|---|---|---|---|---|---|---|---|---|---|---|---|---|---|---|---|---|
| 1940 | 11400.0 | 8 | 10100.0 | 8 | 7350.0 | 7 | 4540.0 | 7 | 2830.0 | 11 | 1550.0 | 19 | 1180.0 | 21 | 942.0 | 23 | 628.0 | 23 | 317.0 | 23 |
| 1941 | 4550.0 | 21 | 4440.0 | 18 | 2810.0 | 21 | 1400.0 | 25 | 726.0 | 25 | 477.0 | 25 | 364.0 | 25 | 289.0 | 25 | 245.0 | 25 | 137.0 | 25 |
| 1942 | 7640.0 | 14 | 6970.0 | 12 | 5320.0 | 13 | 2810.0 | 18 | 1830.0 | 20 | 1760.0 | 14 | 1480.0 | 15 | 1240.0 | 15 | 936.0 | 14 | 549.0 | 15 |
| 1943 | 14100.0 | 5 | 13300.0 | 4 | 10000.0 | 4 | 6060.0 | 5 | 3360.0 | 8 | 2260.0 | 8 | 2170.0 | 6 | 1790.0 | 6 | 1310.0 | 9 | 698.0 | 10 |
| 1944 | 10800.0 | 9 | 8940.0 | 9 | 6430.0 | 9 | 4150.0 | 10 | 2700.0 | 12 | 1870.0 | 13 | 1470.0 | 16 | 1120.0 | 19 | 747.0 | 20 | 382.0 | 21 |
| 1945 | 16000.0 | 4 | 13200.0 | 5 | 10000.0 | 5 | 7010.0 | 3 | 4810.0 | 3 | 3630.0 | 3 | 2700.0 | 3 | 2580.0 | 3 | 1820.0 | 3 | 993.0 | 4 |
| 1946 | 5200.0 | 17 | 5130.0 | 17 | 4130.0 | 17 | 2490.0 | 20 | 1830.0 | 21 | 1510.0 | 20 | 1440.0 | 17 | 1320.0 | 13 | 1200.0 | 11 | 728.0 | 9 |
| 1947 | 9800.0 | 10 | 8380.0 | 11 | 6230.0 | 11 | 3880.0 | 11 | 3390.0 | 7 | 3100.0 | 4 | 2450.0 | 5 | 1890.0 | 5 | 1570.0 | 4 | 842.0 | 7 |
| 1948 | 5970.0 | 15 | 5810.0 | 15 | 4770.0 | 14 | 2840.0 | 17 | 2410.0 | 14 | 1590.0 | 17 | 1280.0 | 20 | 1040.0 | 20 | 747.0 | 21 | 395.0 | 20 |
| 1949 | 20000.0 | 2 | 16500.0 | 2 | 10400.0 | 2 | 6200.0 | 4 | 5680.0 | 2 | 3700.0 | 2 | 3130.0 | 2 | 2700.0 | 2 | 1950.0 | 2 | 1070.0 | 2 |
| 1950 | 17600.0 | 3 | 14600.0 | 3 | 10300.0 | 3 | 8310.0 | 1 | 5860.0 | 1 | 4470.0 | 1 | 3510.0 | 1 | 3220.0 | 1 | 2400.0 | 1 | 1340.0 | 1 |
| 1958 | 9200.0 | 11 | 8430.0 | 10 | 6420.0 | 10 | 5000.0 | 6 | 3170.0 | 9 | 2020.0 | 11 | 1780.0 | 8 | 1620.0 | 9 | 1340.0 | 8 | 1040.0 | 3 |
| 1959 | 12700.0 | 7 | 11200.0 | 6 | 7840.0 | 6 | 4530.0 | 8 | 3650.0 | 5 | 2580.0 | 6 | 1960.0 | 7 | 1600.0 | 10 | 1230.0 | 10 | 693.0 | 11 |
| 1960 | 13600.0 | 6 | 10900.0 | 7 | 6480.0 | 8 | 3570.0 | 12 | 2180.0 | 18 | 1320.0 | 23 | 991.0 | 23 | 959.0 | 21 | 925.0 | 16 | 554.0 | 14 |
| 1961 | 24900.0 | 1 | 20000.0 | 1 | 13600.0 | 1 | 7130.0 | 2 | 4420.0 | 4 | 2820.0 | 5 | 2600.0 | 4 | 2090.0 | 4 | 1410.0 | 7 | 728.0 | 8 |
| 1962 | 5500.0 | 16 | 5230.0 | 16 | 4330.0 | 15 | 2900.0 | 15 | 2310.0 | 15 | 1670.0 | 16 | 1520.0 | 12 | 1240.0 | 16 | 919.0 | 17 | 538.0 | 16 |
| 1963 | 8020.0 | 13 | 6720.0 | 13 | 5580.0 | 12 | 4200.0 | 9 | 3460.0 | 6 | 2060.0 | 9 | 1520.0 | 13 | 1170.0 | 17 | 823.0 | 19 | 435.0 | 19 |
| 1964 | 8910.0 | 12 | 6600.0 | 14 | 4290.0 | 16 | 3470.0 | 13 | 3080.0 | 10 | 2530.0 | 7 | 1760.0 | 10 | 1360.0 | 11 | 927.0 | 15 | 471.0 | 18 |
| 1965 | 4780.0 | 19 | 3730.0 | 21 | 3240.0 | 18 | 1970.0 | 24 | 1670.0 | 22 | 1360.0 | 22 | 1170.0 | 22 | 956.0 | 22 | 656.0 | 22 | 365.0 | 22 |
| 1966 | 2880.0 | 25 | 2820.0 | 24 | 2640.0 | 23 | 2190.0 | 21 | 1630.0 | 24 | 935.0 | 24 | 671.0 | 24 | 592.0 | 24 | 504.0 | 24 | 313.0 | 24 |
| 1967 | 3360.0 | 24 | 2730.0 | 25 | 2470.0 | 24 | 2180.0 | 23 | 1910.0 | 19 | 1560.0 | 18 | 1520.0 | 14 | 1270.0 | 14 | 1150.0 | 12 | 659.0 | 12 |
| 1968 | 4770.0 | 20 | 3760.0 | 20 | 3170.0 | 19 | 2840.0 | 16 | 2210.0 | 17 | 1900.0 | 12 | 1770.0 | 9 | 1710.0 | 7 | 1420.0 | 5 | 887.0 | 5 |
| 1969 | 5090.0 | 18 | 4290.0 | 19 | 2930.0 | 20 | 2900.0 | 14 | 2700.0 | 13 | 2030.0 | 10 | 1750.0 | 11 | 1690.0 | 8 | 1420.0 | 6 | 879.0 | 6 |
| 1970 | 3440.0 | 23 | 3230.0 | 23 | 2290.0 | 25 | 2190.0 | 22 | 1670.0 | 23 | 1490.0 | 21 | 1330.0 | 19 | 1360.0 | 12 | 1120.0 | 13 | 646.0 | 13 |
| 1971 | 3670.0 | 22 | 3330.0 | 22 | 2660.0 | 22 | 2620.0 | 19 | 2300.0 | 16 | 1710.0 | 15 | 1390.0 | 18 | 1150.0 | 18 | 874.0 | 18 | 505.0 | 17 |

STATISTICS ON NORMAL MONTHLY MEANS(ALL DAYS)

| OCT | NOV | DEC | JAN | FEB | MARCH | APRIL | MAY | JUNE | JULY | AUG | SEPT |
|---|---|---|---|---|---|---|---|---|---|---|---|
| BY ROWS(MEAN,VARIANCE,STANDARD DEVIATION, SKEWNESS, COEFF. OF VARIATION,PERCENTAGE OF AVERAGE FLOW) | | | | | | | | | | | |
| 0.8394E+02 | 0.2186E+03 | 0.5361E+03 | 0.9766E+03 | 0.9519E+03 | 0.1446E+04 | 0.1328E+04 | 0.1090E+04 | 0.6082E+03 | 0.2516E+03 | 0.1155E+03 | 0.1113E+03 |
| 0.2831E+05 | 0.1021E+06 | 0.4624E+06 | 0.2150E+07 | 0.6007E+06 | 0.1031E+07 | 0.6590E+06 | 0.8371E+06 | 0.4816E+06 | 0.1715E+06 | 0.2579E+05 | 0.2767E+05 |
| 0.1683E+03 | 0.3195E+03 | 0.6800E+03 | 0.1466E+04 | 0.7751E+03 | 0.1015E+04 | 0.8118E+03 | 0.9150E+03 | 0.6940E+03 | 0.4142E+03 | 0.1606E+03 | 0.1663E+03 |
| 0.3397E+01 | 0.2220E+01 | 0.2267E+01 | 0.2614E+01 | 0.1099E+01 | 0.1153E+01 | 0.1815E+00 | 0.1084E+01 | 0.1648E+01 | 0.3051E+01 | 0.2483E+01 | 0.2680E+01 |
| 0.2005E+01 | 0.1461E+01 | 0.1268E+01 | 0.1501E+01 | 0.8142E+00 | 0.7023E+00 | 0.6114E+00 | 0.8395E+00 | 0.1141E+01 | 0.1646E+01 | 0.1390E+01 | 0.1494E+01 |
| 0.1088E+01 | 0.2833E+01 | 0.6947E+01 | 0.1265E+02 | 0.1233E+02 | 0.1873E+02 | 0.1721E+02 | 0.1412E+02 | 0.7881E+01 | 0.3260E+01 | 0.1497E+01 | 0.1443E+01 |

STATISTICS ON NORMAL ANNUAL MEANS(ALL DAYS)

| MEAN | VARIANCE | STANDARD DEVIATION | SKEWNESS | COEFF. OF VARIATION | SERIAL CORR |
|---|---|---|---|---|---|
| 0.6553E+03 | 0.7899E+05 | 0.2810E+03 | 0.4462E+00 | 0.4289E+00 | 0.4094E+00 |

STATISTICS ON LOG MONTHLY MEANS(ALL DAYS)

| OCT | NOV | DEC | JAN | FEB | MARCH | APRIL | MAY | JUNE | JULY | AUG | SEPT |
|---|---|---|---|---|---|---|---|---|---|---|---|
| BY ROWS(MEAN,VARIANCE,STANDARD DEVIATION, SKEWNESS, COEFF. OF VARIATION,PERCENTAGE OF AVERAGE FLOW) | | | | | | | | | | | |
| 0.1378E+01 | 0.1846E+01 | 0.2223E+01 | 0.2533E+01 | 0.2731E+01 | 0.3028E+01 | 0.3017E+01 | 0.2864E+01 | 0.2529E+01 | 0.2022E+01 | 0.1765E+01 | 0.1682E+01 |
| 0.5164E+00 | 0.5830E+00 | 0.7936E+00 | 0.6698E+00 | 0.4788E+00 | 0.1656E+00 | 0.1152E+00 | 0.1875E+00 | 0.2451E+00 | 0.3438E+00 | 0.2944E+00 | 0.3480E+00 |
| 0.7186E+00 | 0.7635E+00 | 0.8908E+00 | 0.8184E+00 | 0.6920E+00 | 0.4069E+00 | 0.3394E+00 | 0.4331E+00 | 0.4951E+00 | 0.5864E+00 | 0.5426E+00 | 0.5899E+00 |
| 0.1668E+00 | -0.3197E+00 | -0.9075E+00 | -0.1302E+01 | -0.2630E+01 | -0.1409E+01 | -0.5741E+00 | -0.5516E+00 | 0.4993E-01 | 0.9887E-01 | -0.4365E+00 | 0.9796E-01 |
| 0.5213E+00 | 0.4136E+00 | 0.4007E+00 | 0.3231E+00 | 0.2533E+00 | 0.1344E+00 | 0.1125E+00 | 0.1512E+00 | 0.1958E+00 | 0.2900E+00 | 0.3074E+00 | 0.3507E+00 |
| 0.4991E+01 | 0.6685E+01 | 0.8050E+01 | 0.9172E+01 | 0.9890E+01 | 0.1096E+02 | 0.1092E+02 | 0.1037E+02 | 0.9156E+01 | 0.7322E+01 | 0.6390E+01 | 0.6090E+01 |

STATISTICS ON LOG ANNUAL MEANS(ALL DAYS)

| MEAN | VARIANCE | STANDARD DEVIATION | SKEWNESS | COEFF. OF VARIATION | SERIAL CORR |
|---|---|---|---|---|---|
| 0.2772E+01 | 0.4589E-01 | 0.2142E+00 | -0.9421E+00 | 0.7729E-01 | 0.3824E+00 |

ANNUAL PEAKS

| | | | |
|---|---|---|---|
| 1939 | 14700 | 1959 | 14100 |
| 1940 | 12400 | 1960 | 16500 |
| 1941 | 4610 | 1961 | 25100 |
| 1942 | 7890 | 1962 | 5500 |
| 1943 | 15900 | 1963 | 8160 |
| 1944 | 11900 | 1964 | 10000 |
| 1945 | 16500 | 1965 | 5180 |
| 1946 | 5770 | 1966 | 3360 |
| 1947 | 10200 | 1967 | 3600 |
| 1948 | 5970 | 1968 | 6030 |
| 1949 | 20400 | 1969 | 5880 |
| 1950 | 18900 | 1970 | 3780 |
| 1957 | 10000 | 1971 | 3710 |
| 1958 | 9200 | | |

## 03373200 Indian Creek near Springville, Ind.

LOCATION.--Lat 38°57'01", long 86°40'30", in SE¼SW¼ sec.18, T.6 N., R.2 W., Lawrence County, on left bank at downstream side of bridge on State Highway 54, 0.2 mile (0.3 km) downstream from Popcorn Creek, and 4 miles (6 km) northwest of Springville.

DRAINAGE AREA.--60.7 mi² (157.2 km²).

### DURATION TABLE OF DAILY DISCHARGE FOR YEAR ENDING SEPTEMBER 30

| CLASS | 0 | 1 | 2 | 3 | 4 | 5 | 6 | 7 | 8 | 9 | 10 | 11 | 12 | 13 | 14 | 15 | 16 | 17 | 18 | 19 | 20 | 21 | 22 | 23 | 24 | 25 | 26 | 27 | 28 | 29 | 30 | 31 | 32 | 33 | 34 | |
|---|---|---|---|---|---|---|---|---|---|---|---|---|---|---|---|---|---|---|---|---|---|---|---|---|---|---|---|---|---|---|---|---|---|---|---|---|
| YEAR | NUMBER OF DAYS IN CLASS | | | | | | | | | | | | | | | | | | | | | | | | | | | | | | | | | | | CFS-DAYS |
| 1962 | | 11 | 7 | 1 | 1 | 1 | 3 | 9 | 6 | 9 | 28 | 28 | 22 | 13 | 15 | 17 | 27 | 25 | 29 | 27 | 23 | 17 | 16 | 14 | 6 | 2 | 2 | 1 | 1 | 2 | | 2 | | | | 20946.8 |
| 1963 | 1 | 8 | 3 | 2 | 3 | 9 | 11 | 9 | 10 | 24 | 17 | 35 | 53 | 29 | 26 | 13 | 30 | 16 | 6 | 13 | 7 | 14 | 8 | 5 | 3 | 4 | | | 1 | 2 | 1 | 2 | | | | 15727.2 |
| 1964 | 55 | 30 | 10 | 12 | 8 | 12 | 10 | 16 | 6 | 16 | 25 | 12 | 24 | 16 | 11 | 12 | 12 | 13 | 9 | 13 | 14 | 7 | 10 | 3 | 3 | 3 | | | 1 | 1 | | 1 | | 1 | | 15374.2 |
| 1965 | 46 | 8 | 3 | 2 | 1 | 5 | 16 | 9 | 17 | 10 | 12 | 20 | 18 | 14 | 13 | 18 | 22 | 30 | 34 | 11 | 14 | 11 | 9 | 8 | 2 | 5 | 5 | | | 1 | 1 | | | | | 14148.5 |
| 1966 | | | | | 4 | 6 | 13 | 10 | 14 | 17 | 41 | 33 | 27 | 22 | 20 | 23 | 20 | 21 | 19 | 18 | 15 | 11 | 9 | 9 | 5 | 3 | 2 | 2 | | | 1 | | | | | 12967.8 |
| 1967 | | | 10 | 4 | 3 | 15 | 11 | 11 | 16 | 16 | 23 | 11 | 15 | 11 | 17 | 23 | 26 | 28 | 22 | 22 | 19 | 16 | 13 | 6 | 12 | 3 | 5 | 2 | 1 | 2 | 2 | | | | | 20449.7 |
| 1968 | | | 5 | 2 | | 2 | 1 | 2 | 7 | 5 | 20 | 19 | 21 | 30 | 42 | 31 | 21 | 26 | 19 | 18 | 13 | 23 | 13 | 13 | 10 | 5 | 5 | 5 | 4 | 2 | | 1 | 1 | | | 28824.5 |
| 1969 | | | | | | | | | 11 | 20 | 40 | 19 | 11 | 15 | 20 | 27 | 25 | 30 | 20 | 25 | 20 | 25 | 12 | 10 | 12 | 4 | 7 | 4 | 1 | 2 | 4 | 1 | | | | 30343.3 |
| 1970 | | | | 1 | 2 | 4 | 9 | 3 | 32 | 10 | 15 | 14 | 18 | 22 | 16 | 24 | 29 | 29 | 28 | 28 | 20 | 21 | 14 | 12 | 5 | 4 | 1 | 1 | 1 | | 1 | | 1 | | | 18687.2 |
| 1971 | | | 5 | 9 | 8 | 3 | 12 | 9 | 13 | 7 | 12 | 11 | 14 | 20 | 31 | 37 | 38 | 29 | 24 | 21 | 18 | 16 | 8 | 8 | 4 | 4 | 1 | 1 | | 1 | 1 | | | | | 14172.2 |
| 1972 | | | | | 1 | | 9 | 30 | 32 | 20 | 24 | 26 | 21 | 12 | 12 | 21 | 23 | 15 | 36 | 27 | 15 | 12 | 8 | 4 | 5 | 5 | 2 | 2 | 2 | 1 | | 1 | | | | 16986.9 |
| 1973 | | | 3 | 7 | 4 | 7 | 6 | 5 | 6 | 5 | 2 | 9 | 10 | 20 | 17 | 15 | 24 | 21 | 25 | 27 | 30 | 28 | 30 | 22 | 15 | 9 | 6 | 3 | 3 | 4 | 2 | | | | | 33670.2 |

| CLASS | CFS | TOTAL | ACCUM | PERCT | CLASS | CFS | TOTAL | ACCUM | PERCT | CLASS | CFS | TOTAL | ACCUM | PERCT | CLASS | CFS | TOTAL | ACCUM | PERCT |
|---|---|---|---|---|---|---|---|---|---|---|---|---|---|---|---|---|---|---|---|
| 0 | 0.00 | 102 | 4383 | 100.0 | 9 | 1.70 | 159 | 3655 | 83.4 | 18 | 29.0 | 271 | 1441 | 32.9 | 27 | 480 | 21 | 78 | 1.7 |
| 1 | 0.10 | 57 | 4281 | 97.7 | 10 | 2.30 | 259 | 3496 | 79.8 | 19 | 39.0 | 250 | 1170 | 26.7 | 28 | 660 | 15 | 57 | 1.3 |
| 2 | 0.20 | 46 | 4224 | 96.4 | 11 | 3.20 | 237 | 3237 | 73.9 | 20 | 54.0 | 208 | 920 | 21.0 | 29 | 910 | 18 | 42 | .9 |
| 3 | 0.30 | 40 | 4178 | 95.3 | 12 | 4.30 | 254 | 3000 | 68.4 | 21 | 73.0 | 201 | 712 | 16.2 | 30 | 1200 | 13 | 24 | .5 |
| 4 | 0.40 | 35 | 4138 | 94.4 | 13 | 5.90 | 224 | 2746 | 62.7 | 22 | 100.0 | 150 | 511 | 11.7 | 31 | 1700 | 8 | 11 | .2 |
| 5 | 0.50 | 64 | 4103 | 93.6 | 14 | 8.10 | 240 | 2522 | 57.5 | 23 | 140.0 | 114 | 361 | 8.2 | 32 | 2300 | 2 | 3 | |
| 6 | 0.70 | 101 | 4039 | 92.2 | 15 | 11.00 | 261 | 2282 | 52.1 | 24 | 190.0 | 82 | 247 | 5.6 | 33 | 3200 | 1 | 1 | |
| 7 | 0.90 | 113 | 3938 | 89.8 | 16 | 15.00 | 297 | 2021 | 46.1 | 25 | 260.0 | 51 | 165 | 3.8 | 34 | | | | |
| 8 | 1.20 | 170 | 3825 | 87.3 | 17 | 21.00 | 283 | 1724 | 39.3 | 26 | 350.0 | 36 | 114 | 2.6 | | | | | |

### LOWEST MEAN DISCHARGE, IN CFS, AND RANKING, FOR THE FOLLOWING NUMBER OF CONSECUTIVE DAYS IN YEAR ENDING MARCH 31

| YEAR | 1 | | 3 | | 7 | | 14 | | 30 | | 60 | | 90 | | 120 | | 183 | | ANNUAL | |
|---|---|---|---|---|---|---|---|---|---|---|---|---|---|---|---|---|---|---|---|---|
| 1963 | 1.70 | 11 | 1.70 | 11 | 1.80 | 10 | 2.10 | 10 | 3.20 | 11 | 4.50 | 11 | 5.80 | 9 | 6.70 | 8 | 8.20 | 6 | 51.80 | 5 |
| 1964 | 0.00 | 1 | 0.00 | 1 | 0.00 | 1 | 0.00 | 1 | 0.00 | 1 | 0.05 | 2 | 0.27 | 2 | 0.34 | 2 | 1.50 | 1 | 39.70 | 4 |
| 1965 | 0.00 | 2 | 0.00 | 2 | 0.00 | 2 | 0.00 | 2 | 0.00 | 2 | 0.00 | 1 | 0.06 | 1 | 0.20 | 1 | 2.00 | 2 | 36.30 | 3 |
| 1966 | 0.51 | 7 | 0.53 | 7 | 0.77 | 7 | 1.10 | 6 | 2.90 | 8 | 3.50 | 8 | 6.30 | 10 | 10.80 | 9 | 14.00 | 8 | 34.70 | 2 |
| 1967 | 0.40 | 6 | 0.40 | 6 | 0.44 | 5 | 0.59 | 5 | 1.40 | 5 | 3.40 | 7 | 5.40 | 8 | 6.10 | 7 | 7.60 | 5 | 55.20 | 7 |
| 1968 | 0.21 | 3 | 0.24 | 3 | 0.26 | 3 | 0.29 | 3 | 0.39 | 3 | 1.60 | 4 | 3.20 | 5 | 3.50 | 4 | 6.50 | 4 | 57.10 | 8 |
| 1969 | 1.30 | 9 | 1.40 | 10 | 1.80 | 11 | 2.10 | 11 | 3.00 | 9 | 3.30 | 6 | 4.10 | 6 | 23.50 | 10 | 26.40 | 10 | 91.80 | 11 |
| 1970 | 1.30 | 10 | 1.30 | 9 | 1.50 | 9 | 1.70 | 9 | 2.50 | 7 | 3.60 | 9 | 6.40 | 11 | 26.30 | 11 | 28.50 | 11 | 60.10 | 9 |
| 1971 | 0.35 | 5 | 0.35 | 5 | 0.52 | 6 | 1.20 | 7 | 1.40 | 6 | 3.10 | 5 | 3.10 | 4 | 4.60 | 5 | 10.40 | 7 | 52.80 | 6 |
| 1972 | 0.26 | 4 | 0.27 | 4 | 0.29 | 4 | 0.56 | 4 | 0.75 | 4 | 0.87 | 3 | 1.20 | 3 | 1.30 | 3 | 5.20 | 3 | 25.20 | 1 |
| 1973 | 0.70 | 8 | 0.80 | 8 | 1.20 | 8 | 1.70 | 8 | 3.00 | 10 | 4.00 | 10 | 5.40 | 7 | 6.10 | 6 | 15.70 | 9 | 91.30 | 10 |

### HIGHEST MEAN DISCHARGE, IN CFS, AND RANKING, FOR THE FOLLOWING NUMBER OF CONSECUTIVE DAYS IN YEAR ENDING SEPTEMBER 30

| YEAR | 1 | | 3 | | 7 | | 15 | | 30 | | 60 | | 90 | | 120 | | 183 | | ANNUAL | |
|---|---|---|---|---|---|---|---|---|---|---|---|---|---|---|---|---|---|---|---|---|
| 1962 | 2000.0 | 6 | 717.0 | 10 | 414.0 | 10 | 269.0 | 10 | 208.0 | 8 | 159.0 | 7 | 143.0 | 6 | 118.0 | 6 | 99.5 | 5 | 57.4 | 4 |
| 1963 | 1940.0 | 7 | 1180.0 | 5 | 624.0 | 7 | 483.0 | 3 | 350.0 | 3 | 198.0 | 4 | 155.0 | 5 | 119.0 | 5 | 81.5 | 9 | 43.1 | 8 |
| 1964 | 4770.0 | 1 | 2300.0 | 1 | 1140.0 | 1 | 606.0 | 1 | 351.0 | 2 | 227.0 | 3 | 156.0 | 4 | 121.0 | 4 | 83.4 | 7 | 42.0 | 9 |
| 1965 | 1610.0 | 8 | 985.0 | 6 | 543.0 | 8 | 277.0 | 9 | 201.0 | 9 | 126.0 | 10 | 112.0 | 9 | 94.2 | 10 | 66.5 | 11 | 38.8 | 10 |
| 1966 | 1470.0 | 9 | 706.0 | 11 | 375.0 | 12 | 206.0 | 12 | 128.0 | 12 | 89.1 | 12 | 90.3 | 12 | 82.5 | 12 | 64.9 | 12 | 35.5 | 12 |
| 1967 | 1320.0 | 10 | 1240.0 | 4 | 751.0 | 4 | 402.0 | 6 | 224.0 | 7 | 134.0 | 8 | 108.0 | 10 | 110.0 | 7 | 106.0 | 4 | 56.0 | 5 |
| 1968 | 3190.0 | 2 | 1440.0 | 3 | 797.0 | 2 | 416.0 | 5 | 258.0 | 6 | 189.0 | 5 | 166.0 | 3 | 157.0 | 3 | 135.0 | 2 | 78.8 | 3 |
| 1969 | 2250.0 | 4 | 1560.0 | 2 | 778.0 | 3 | 604.0 | 2 | 352.0 | 1 | 237.0 | 2 | 193.0 | 1 | 166.0 | 1 | 135.0 | 3 | 83.1 | 2 |
| 1970 | 2460.0 | 3 | 961.0 | 8 | 504.0 | 9 | 292.0 | 8 | 192.0 | 10 | 133.0 | 9 | 121.0 | 8 | 106.0 | 9 | 91.9 | 6 | 51.2 | 6 |
| 1971 | 1210.0 | 12 | 560.0 | 12 | 407.0 | 11 | 261.0 | 11 | 189.0 | 11 | 124.0 | 11 | 104.0 | 11 | 86.3 | 11 | 67.5 | 10 | 38.8 | 11 |
| 1972 | 2220.0 | 5 | 976.0 | 7 | 673.0 | 5 | 458.0 | 4 | 273.0 | 5 | 185.0 | 6 | 138.0 | 7 | 110.0 | 8 | 83.1 | 8 | 46.4 | 7 |
| 1973 | 1310.0 | 11 | 766.0 | 9 | 647.0 | 6 | 368.0 | 7 | 279.0 | 4 | 253.0 | 1 | 190.0 | 2 | 166.0 | 2 | 163.0 | 1 | 92.2 | 1 |

### STATISTICS CN NORMAL MCNTHLY MEANS(ALL DAYS)

| OCT | NCV | DEC | JAN | FEB | MARCH | APRIL | MAY | JUNE | JULY | AUG | SEPT |
|---|---|---|---|---|---|---|---|---|---|---|---|
| BY FOWS(MEAN,VARIANCE,STANDARD DEVIATION, SKEWNESS, COEFF. OF VARIATION,PERCENTAGE OF AVERAGE FLOW) | | | | | | | | | | | |
| 0.5237E+01 | 0.3841E+02 | 0.6715E+02 | 0.7596E+02 | 0.8598E+02 | 0.1359E+03 | 0.1262E+03 | 0.6436E+02 | 0.2762E+02 | 0.1804E+02 | 0.1179E+02 | 0.9100E+01 |
| 0.2162E+02 | 0.3836E+04 | 0.4968E+04 | 0.6734E+04 | 0.3577E+04 | 0.1094E+05 | 0.6360E+04 | 0.3910E+04 | 0.7312E+03 | 0.8451E+03 | 0.4461E+03 | 0.2333E+03 |
| 0.4649E+01 | 0.6193E+02 | 0.7046E+02 | 0.8206E+02 | 0.5981E+02 | 0.1046E+03 | 0.7975E+02 | 0.6253E+02 | 0.2704E+02 | 0.2907E+02 | 0.2112E+02 | 0.1527E+02 |
| 0.4975E+00 | 0.2354E+01 | 0.593CE+00 | 0.2357E+01 | 0.3804E+00 | 0.1129E+01 | 0.6610E+00 | 0.2221E+01 | 0.1894E+01 | 0.3160E+01 | 0.3262E+01 | 0.2013E+01 |
| 0.8877E+00 | 0.1612E+01 | 0.105CE+01 | 0.1080E+01 | 0.6956E+00 | 0.7700E+00 | 0.6319E+00 | 0.9716E+00 | 0.9791E+00 | 0.1612E+01 | 0.1792E+01 | 0.1678E+01 |
| 0.7868E+00 | 0.577CE+01 | 0.1CC9E+02 | 0.1141E+02 | 0.1292E+02 | 0.2041E+02 | 0.1896E+02 | 0.9667E+01 | 0.4149E+01 | 0.2709E+01 | 0.1770E+01 | 0.1367E+01 |

STATISTICS ON NORMAL ANNUAL MEANS(ALL DAYS)

| MEAN | VARIANCE | STANDARD DEVIATION | SKEWNESS | COEFF. OF VARIATION | SERIAL CORR |
|---|---|---|---|---|---|
| 0.5528E+02 | 0.3684E+03 | 0.1919E+02 | 0.9794E+00 | 0.3472E+00 | 0.3425E+00 |

STATISTICS ON LOG MONTHLY MEANS(ALL DAYS)

| OCT | NOV | DEC | JAN | FEB | MARCH | APRIL | MAY | JUNE | JULY | AUG | SEPT |
|---|---|---|---|---|---|---|---|---|---|---|---|
| BY ROWS(MEAN,VARIANCE,STANDARD DEVIATION, SKEWNESS, COEFF. OF VARIATION,PERCENTAGE OF AVERAGE FLOW) | | | | | | | | | | | |
| 0.3378E+00 | 0.9284E+00 | 0.1441E+01 | 0.1678E+01 | 0.1775E+01 | 0.2021E+01 | 0.2005E+01 | 0.1670E+01 | 0.1287E+01 | 0.9871E+00 | 0.7485E+00 | 0.4077E+00 |
| 0.9813E+00 | 0.9537E+00 | 0.6045E+00 | 0.2199E+00 | 0.2144E+00 | 0.1064E+00 | 0.1074E+00 | 0.1208E+00 | 0.1361E+00 | 0.2020E+00 | 0.2567E+00 | 0.6040E+00 |
| 0.9906E+00 | 0.9766E+00 | 0.7775E+00 | 0.4690E+00 | 0.4630E+00 | 0.3262E+00 | 0.3276E+00 | 0.3476E+00 | 0.3690E+00 | 0.4495E+00 | 0.5067E+00 | 0.7771E+00 |
| -0.2400E+01 | -0.5301E+00 | -0.1062E+01 | -0.5100E+00 | -0.1131E+01 | 0.2490E+00 | -0.7447E+00 | 0.5227E+00 | 0.5851E+00 | 0.9897E+00 | 0.5178E+00 | -0.2627E-01 |
| 0.2932E+01 | 0.1052E+01 | 0.5395E+00 | 0.2795E+00 | 0.2608E+00 | 0.1614E+00 | 0.1634E+00 | 0.2081E+00 | 0.2867E+00 | 0.4553E+00 | 0.6768E+00 | 0.1906E+01 |
| 0.2210E+01 | 0.6073E+01 | 0.9428E+01 | 0.1098E+02 | 0.1161E+02 | 0.1322E+02 | 0.1312E+02 | 0.1092E+02 | 0.8419E+01 | 0.6458E+01 | 0.4897E+01 | 0.2667E+01 |

STATISTICS ON LOG ANNUAL MEANS(ALL DAYS)

| MEAN | VARIANCE | STANDARD DEVIATION | SKEWNESS | COEFF. OF VARIATION | SERIAL CORR |
|---|---|---|---|---|---|
| 0.1721E+01 | 0.1964E-01 | 0.1402E+00 | 0.6588E+00 | 0.8145E-01 | 0.3774E+00 |

**ANNUAL PEAKS**

| | |
|---|---|
| 1962 | 4800 |
| 1963 | 5120 |
| 1964 | 6450 |
| 1965 | 3520 |
| 1966 | 2570 |
| 1967 | 3110 |
| 1968 | 6310 |
| 1969 | 4630 |
| 1970 | 4850 |
| 1971 | 2560 |
| 1972 | 4640 |
| 1973 | 3000 |

## 03373500 East Fork White River at Shoals, Ind.

LOCATION.--Lat 38°40'02", long 86°47'32", in SW¼NW¼ sec.30, T.3 N., R.3 W., Martin County, in first pier from left bank of bridge on U.S. Highway 50 at Shoals, 400 ft (122 m) upstream from Baltimore and Ohio Railroad bridge, 0.9 mile (1.4 km) upstream from Beaver Creek, and at mile 107.6 (173.1 km).

DRAINAGE AREA.--4,927 mi² (12,761 km²).

REMARKS.--Flow partially regulated by upstream reservoirs.

### DURATION TABLE OF DAILY DISCHARGE FOR YEAR ENDING SEPTEMBER 30

| CLASS | 0 | 1 | 2 | 3 | 4 | 5 | 6 | 7 | 8 | 9 | 10 | 11 | 12 | 13 | 14 | 15 | 16 | 17 | 18 | 19 | 20 | 21 | 22 | 23 | 24 | 25 | 26 | 27 | 28 | 29 | 30 | 31 | 32 | 33 | 34 | |
|---|---|---|---|---|---|---|---|---|---|---|---|---|---|---|---|---|---|---|---|---|---|---|---|---|---|---|---|---|---|---|---|---|---|---|---|---|
| YEAR | NUMBER OF DAYS IN CLASS | | | | | | | | | | | | | | | | | | | | | | | | | | | | | | | | | | | CFS-DAYS |
| 1904 | | | | | | | | | 6 | 28 | 58 | 38 | 17 | 30 | 16 | 12 | 35 | 15 | 14 | 6 | 8 | 13 | 19 | 13 | 9 | 12 | 4 | 3 | 5 | 1 | 2 | 2 | | | | 2009560.0 |
| 1905 | | | | | | | 2 | 2 | 59 | 20 | 4 | 14 | 28 | 31 | 31 | 15 | 13 | 28 | 25 | 16 | 30 | 18 | 11 | 6 | 7 | 4 | 1 | | | | | | | | | 1209572.0 |
| 1906 | | | | | | | | | | | | | 4 | 7 | 4 | 6 | 23 | 16 | 16 | 10 | 13 | 29 | 17 | 21 | 8 | 5 | 2 | 1 | | | | | | | | 1291710.0 |
| 1909 | | | | | | | | | | 11 | 6 | 6 | 5 | 13 | 12 | 19 | 11 | 8 | 7 | 10 | 18 | 19 | 14 | 20 | 4 | | | | | | | | | | | 935285.0 |
| 1910 | | | | | | | | | 15 | 5 | | 22 | 31 | 29 | 24 | 38 | 27 | 33 | 27 | 26 | 26 | 17 | 6 | 15 | 7 | 4 | 9 | 4 | | | | | | | | 1682280.0 |
| 1911 | | | | | | | | | 11 | 19 | 15 | 15 | 31 | 33 | 24 | 21 | 10 | 19 | 14 | 24 | 18 | 19 | 21 | 18 | 17 | 15 | 15 | 5 | 1 | | | | | | | 2289805.0 |
| 1912 | | | | | | | | | | 2 | 2 | 14 | 9 | 8 | 25 | 29 | 11 | 19 | 36 | 24 | 40 | 30 | 16 | 24 | 24 | 21 | 20 | 11 | 1 | | | | | | | 3128640.0 |
| 1913 | | | | | | 1 | | 4 | 12 | 13 | 53 | 52 | 52 | 33 | 11 | 10 | 4 | 16 | 12 | 8 | 6 | 9 | 6 | 6 | 9 | 3 | 11 | 15 | 11 | 2 | | 1 | 2 | 2 | 1 | 2805493.0 |
| 1914 | | | | | 6 | 2 | 4 | 16 | 28 | 30 | 29 | 22 | 28 | 38 | 22 | 18 | 14 | 14 | 11 | 15 | 12 | 10 | 7 | 19 | 12 | 4 | 4 | | | | | | | | | 1212877.0 |
| 1915 | | | | | 7 | 2 | 4 | 12 | 40 | 22 | 10 | 23 | 35 | 24 | 27 | 28 | 12 | 27 | 20 | 24 | 8 | 9 | 5 | 6 | 6 | 10 | 4 | | | | | | | | | 1165197.0 |
| 1916 | | | | | | | | | 1 | 1 | 16 | 24 | 36 | 27 | 18 | 20 | 12 | 18 | 19 | 27 | 24 | 20 | 16 | 21 | 21 | 15 | 14 | 7 | 6 | 2 | 1 | | | | | 2803290.0 |
| 1924 | | | | | | | | | 2 | 5 | 17 | 26 | 40 | 18 | 8 | 14 | 18 | 20 | 29 | 27 | 33 | 26 | 20 | 19 | 19 | 12 | 13 | | | | | | | | | 2196660.0 |
| 1925 | | | | | | | 4 | 7 | 7 | 26 | 68 | 31 | 45 | 39 | 25 | 40 | 18 | 14 | 13 | 13 | 5 | 4 | 4 | 2 | | | | | | | | | | | | 615590.0 |
| 1926 | | | | | | | | | | 1 | 3 | 11 | 13 | 20 | 32 | 33 | 20 | 20 | 26 | 32 | 28 | 21 | 12 | 29 | 31 | 23 | 8 | 2 | | | | | | | | 2586710.0 |
| 1927 | | | | | | | 1 | 1 | 1 | 5 | 14 | 13 | 14 | 19 | 11 | 8 | 12 | 26 | 26 | 29 | 33 | 39 | 20 | 23 | 20 | 23 | 11 | 8 | 8 | | | | | | | 3073190.0 |
| 1928 | | | | | | | | | | 13 | 8 | 18 | 26 | 13 | 10 | 15 | 22 | 35 | 41 | 48 | 37 | 23 | 9 | 5 | 13 | 6 | 18 | 6 | | | | | | | | 2197030.0 |
| 1929 | | | | | | | | | | 9 | 18 | 14 | 19 | 15 | 27 | 30 | 21 | 25 | 31 | 20 | 28 | 16 | 20 | 16 | 12 | 7 | 16 | 11 | 10 | | | | | | | 2710041.0 |
| 1930 | | | | | | 3 | 1 | 19 | 53 | 16 | 24 | 26 | 8 | 12 | 15 | 16 | 20 | 23 | 19 | 19 | 18 | 17 | 5 | 11 | 10 | 15 | 2 | 3 | 2 | 3 | 5 | | | | | 2023990.0 |
| 1931 | | | | | | 8 | 7 | 24 | 75 | 31 | 21 | 50 | 27 | 24 | 15 | 17 | 13 | 11 | 12 | 10 | 11 | 3 | 2 | 4 | | | | | | | | | | | | 537791.0 |
| 1932 | | | | | | | | | | 2 | 8 | 30 | 36 | 26 | 19 | 27 | 22 | 23 | 30 | 27 | 23 | 28 | 13 | 12 | 16 | 8 | 3 | 6 | 7 | | | | | | | 2134661.0 |
| 1933 | | | | | | | | | 7 | 19 | 9 | 16 | 23 | 13 | 14 | 13 | 10 | 17 | 26 | 24 | 29 | 19 | 17 | 19 | 29 | 11 | 9 | 22 | 16 | 3 | | | | | | 3544643.0 |
| 1934 | | | | | | | | 3 | 17 | 27 | 62 | 60 | 33 | 40 | 29 | 28 | 15 | 12 | 13 | 9 | 6 | 5 | 1 | 3 | 2 | | | | | | | | | | | 600233.0 |
| 1935 | | | | | | | 1 | 12 | 36 | 25 | 22 | 32 | 23 | 29 | 12 | 24 | 14 | 23 | 17 | 19 | 10 | 24 | 9 | 12 | 13 | 6 | 2 | | | | | | | | | 1309586.0 |
| 1936 | | 2 | | 2 | 1 | 8 | 11 | 20 | 27 | 34 | 25 | 20 | 18 | 34 | 15 | 23 | 20 | 30 | 22 | 9 | 8 | 6 | 5 | 6 | 12 | 8 | | | | | | | | | | 1040744.0 |
| 1937 | | | | | | | | | | | 3 | 11 | 23 | 38 | 42 | 35 | 20 | 29 | 28 | 22 | 19 | 24 | 11 | 14 | 9 | 11 | 4 | 3 | 3 | 3 | 2 | 9 | 2 | | | 3066535.0 |
| 1938 | | | | | | | | | | | 7 | 16 | 16 | 17 | 27 | 33 | 27 | 39 | 22 | 22 | 23 | 23 | 18 | 23 | 18 | 17 | 13 | 4 | | | | | | | | 2414066.0 |
| 1939 | | | | | | | | | 10 | 41 | 20 | 19 | 19 | 18 | 13 | 37 | 23 | 33 | 18 | 11 | 12 | 16 | 13 | 12 | 19 | 10 | 7 | 6 | 5 | 3 | | | | | | 2172306.0 |
| 1940 | | | | | | 4 | 6 | 21 | 66 | 66 | 20 | 15 | 14 | 20 | 12 | 19 | 21 | 15 | 16 | 8 | 6 | 6 | 13 | 6 | 2 | 1 | 1 | 3 | 3 | 2 | | | | | | 1064827.0 |
| 1941 | | | | | 2 | 8 | 22 | 57 | 45 | 49 | 56 | 37 | 33 | 17 | 12 | 10 | 3 | 3 | 1 | 2 | 2 | 3 | 2 | 1 | | | | | | | | | | | | 312188.0 |
| 1942 | | | | | | | 3 | 1 | 7 | 4 | 17 | 20 | 42 | 26 | 25 | 34 | 27 | 26 | 28 | 22 | 22 | 18 | 4 | 10 | 16 | 8 | 5 | | | | | | | | | 1551072.0 |
| 1943 | | | | | | | | 1 | 8 | 43 | 26 | 14 | 6 | 24 | 9 | 30 | 29 | 29 | 29 | 25 | 24 | 11 | 8 | 20 | 5 | 12 | 3 | 1 | 4 | 2 | 2 | | | | | 1930220.0 |
| 1944 | | | | | | 1 | 3 | 9 | 63 | 84 | 34 | 14 | 19 | 12 | 9 | 7 | 8 | 12 | 12 | 17 | 9 | 20 | 7 | 10 | 3 | 5 | 2 | 2 | 3 | 1 | | | | | | 1186927.0 |
| 1945 | | | | | | | 3 | 11 | 25 | 18 | 32 | 22 | 18 | 23 | 25 | 21 | 13 | 17 | 15 | 17 | 19 | 6 | 7 | 14 | 8 | 11 | 21 | 7 | 4 | 2 | 6 | | | | | 2558319.0 |
| 1946 | | | | | | | 1 | 3 | 5 | 12 | 9 | 8 | 10 | 19 | 28 | 38 | 18 | 40 | 31 | 18 | 13 | 31 | 26 | 20 | 19 | 14 | 2 | | | | | | | | | 1982381.0 |
| 1947 | | | | | | 1 | 1 | 5 | 13 | 10 | 7 | 13 | 28 | 18 | 22 | 31 | 17 | 22 | 24 | 22 | 17 | 26 | 5 | 15 | 32 | 14 | 15 | 4 | 3 | | | | | | | 2446914.0 |
| 1948 | | | | | | | | 2 | 6 | 23 | 45 | 65 | 23 | 43 | 17 | 14 | 5 | 12 | 16 | 23 | 11 | 12 | 13 | 11 | 7 | 3 | 6 | 7 | 2 | | | | | | | 1492939.0 |
| 1949 | | | | | | | 1 | 4 | 9 | 11 | 4 | 10 | 23 | 28 | 25 | 26 | 18 | 25 | 18 | 27 | 20 | 14 | 12 | 20 | 14 | 15 | 11 | 12 | 6 | 8 | 4 | | | | | 3183011.0 |
| 1950 | | | | | | | | | 1 | | 1 | 20 | 32 | 27 | 25 | 12 | 13 | 15 | 27 | 27 | 25 | 29 | 16 | 19 | 8 | 10 | 19 | 15 | 6 | 13 | 5 | | | | | 3784272.0 |
| 1951 | | | | | | | | | 2 | 15 | 19 | 11 | 18 | 17 | 14 | 24 | 27 | 17 | 27 | 12 | 22 | 19 | 18 | 18 | 24 | 31 | 10 | 16 | 4 | | | | | | | 3019241.0 |
| 1952 | | | | | | | | | 27 | 31 | 38 | 17 | 4 | 14 | 6 | 25 | 20 | 10 | 18 | 17 | 14 | 15 | 25 | 19 | 23 | 16 | 16 | 7 | 4 | | | | | | | 2526115.0 |
| 1953 | | | | | | | 11 | 8 | 50 | 32 | 16 | 14 | 27 | 17 | 15 | 16 | 15 | 28 | 22 | 23 | 16 | 14 | 19 | 10 | 9 | 3 | | | | | | | | | | 1207226.0 |
| 1954 | | | | | | 1 | 10 | 33 | 74 | 52 | 32 | 7 | 10 | 25 | 32 | 15 | 22 | 12 | 17 | 13 | 9 | 1 | | | | | | | | | | | | | | 390164.0 |
| 1955 | | | | | | 2 | 4 | 11 | 45 | 41 | 18 | 4 | 4 | 13 | 17 | 19 | 26 | 18 | 27 | 27 | 17 | 18 | 8 | 9 | 11 | 7 | 8 | 9 | 2 | | | | | | | 1440481.0 |
| 1956 | | | | | | | | | | 2 | 3 | 15 | 27 | 30 | 17 | 29 | 29 | 38 | 32 | 25 | 21 | 10 | 10 | 34 | 21 | 17 | 4 | 2 | | | | | | | | 2184959.0 |
| 1957 | | | | | | | | | 1 | 35 | 10 | 35 | 25 | 21 | 11 | 20 | 18 | 38 | 24 | 25 | 16 | 24 | 9 | 22 | 7 | 7 | 4 | 4 | 9 | | | | | | | 2032385.0 |
| 1958 | | | | | | | | | | 11 | 17 | 13 | 3 | | 5 | 18 | 21 | 30 | 47 | 33 | 35 | 32 | 16 | 29 | 18 | 14 | 12 | 7 | 4 | | | | | | | 2799121.0 |
| 1959 | | | | | | | | | 4 | 7 | 6 | 28 | 17 | 26 | 32 | 30 | 17 | 32 | 29 | 30 | 26 | 25 | 17 | 13 | 6 | 5 | 5 | 2 | 3 | 2 | 3 | | | | | 2089714.0 |
| 1960 | | | | | | | | | | | 22 | 28 | 31 | 21 | 17 | 33 | 45 | 27 | 41 | 15 | 26 | 20 | 7 | 10 | 7 | 9 | 1 | 2 | 4 | | | | | | | 1649767.0 |
| 1961 | | | | | | | | | | 45 | 45 | 61 | 19 | 20 | 12 | 18 | 12 | 18 | 13 | 13 | 11 | 7 | 7 | 10 | 15 | 14 | 8 | 8 | 2 | 3 | 3 | 1 | | | | 2224016.0 |
| 1962 | | | | | | | | | | 16 | 24 | 32 | 22 | 23 | 19 | 33 | 41 | 25 | 36 | 18 | 10 | 7 | 10 | 17 | 15 | 8 | 4 | 5 | | | | | | | | 1678302.0 |
| 1963 | | | | | | 1 | 1 | | 2 | 12 | 13 | 24 | 77 | 69 | 28 | 11 | 23 | 19 | 16 | 10 | 14 | 8 | 3 | 3 | 6 | 4 | 3 | 8 | 6 | 4 | | | | | | 1305623.0 |
| 1964 | | | | | | | | 5 | 73 | 56 | 27 | 6 | 22 | 25 | 22 | 24 | 13 | 5 | 9 | 7 | 5 | 11 | 11 | 9 | 6 | 8 | 3 | 6 | 3 | 4 | 4 | 2 | | | | 1522334.0 |
| 1965 | | | | | | | | | 44 | 17 | 3 | 25 | 31 | 29 | 29 | 33 | 20 | 21 | 12 | 15 | 18 | 14 | 11 | 5 | 9 | 17 | 8 | 4 | | | | | | | | 1312275.0 |
| 1966 | | | | | | | | | | 1 | 24 | 57 | 85 | 33 | 36 | 15 | 14 | 21 | 9 | 12 | 8 | 18 | 7 | 9 | 14 | 2 | | | | | | | | | | 1092290.0 |
| 1967 | | | | | | | | | 7 | 37 | 38 | 17 | 15 | 19 | 14 | 16 | 14 | 20 | 20 | 28 | 32 | 17 | 10 | 21 | 22 | 14 | 3 | 1 | | | | | | | | 1883980.0 |
| 1968 | | | | | | | | | 13 | 7 | 14 | 31 | 13 | 14 | 9 | 38 | 17 | 17 | 17 | 33 | 32 | 32 | 17 | 22 | 14 | 16 | 1 | 2 | 2 | 4 | 1 | | | | | 2360995.0 |
| 1969 | | | | | | | | | | 24 | 22 | 13 | 24 | 9 | 24 | 22 | 28 | 24 | 52 | 30 | 28 | 4 | 18 | 22 | 10 | 3 | 4 | 2 | 2 | | | | | | | 2238926.0 |
| 1970 | | | | | | | | | | 22 | 30 | 53 | 27 | 31 | 17 | 11 | 13 | 26 | 26 | 30 | 19 | 18 | 18 | 17 | 7 | | | | | | | | | | | 1654162.0 |
| 1971 | | | | | | | | | 1 | 5 | 15 | 37 | 51 | 25 | 22 | 35 | 28 | 37 | 25 | 12 | 12 | 16 | 22 | 9 | 3 | 2 | 3 | 5 | | | | | | | | 1422145.0 |
| 1972 | | | | | | | | | | 10 | 17 | 60 | 27 | 26 | 11 | 30 | 12 | 29 | 27 | 21 | 32 | 19 | 10 | 15 | 4 | 3 | 4 | 9 | | | | | | | | 1667469.0 |
| 1973 | | | | | | | | | | | 2 | 21 | 20 | 15 | 9 | 12 | 11 | 7 | 15 | 31 | 54 | 41 | 33 | 32 | 32 | 16 | 12 | 2 | | | | | | | | 2912879.0 |

| CLASS | CFS | TOTAL | ACCUM | PERCT | CLASS | CFS | TOTAL | ACCUM | PERCT | CLASS | CFS | TOTAL | ACCUM | PERCT | CLASS | CFS | TOTAL | ACCUM | PERCT |
|---|---|---|---|---|---|---|---|---|---|---|---|---|---|---|---|---|---|---|---|
| 0 | 0.00 | 0 | 21916 | 100.0 | 9 | 420.00 | 1072 | 20286 | 92.6 | 18 | 3500.0 | 1315 | 8613 | 39.3 | 27 | 29000 | 255 | 519 | 2.3 |
| 1 | 64.00 | 2 | 21916 | 100.0 | 10 | 530.00 | 1195 | 19214 | 87.7 | 19 | 4400.0 | 1228 | 7298 | 33.3 | 28 | 36000 | 148 | 264 | 1.2 |
| 2 | 81.00 | 0 | 21914 | 100.0 | 11 | 670.00 | 1534 | 18019 | 82.2 | 20 | 5500.0 | 1173 | 6070 | 27.7 | 29 | 46000 | 60 | 116 | .5 |
| 3 | 100.00 | 2 | 21914 | 100.0 | 12 | 850.00 | 1538 | 16485 | 75.2 | 21 | 7000.0 | 1059 | 4897 | 22.3 | 30 | 58000 | 36 | 56 | .2 |
| 4 | 130.00 | 20 | 21912 | 100.0 | 13 | 1100.00 | 1405 | 14947 | 68.2 | 22 | 8900.0 | 715 | 3838 | 17.5 | 31 | 73000 | 13 | 20 | |
| 5 | 160.00 | 53 | 21892 | 99.9 | 14 | 1400.00 | 1128 | 13542 | 61.8 | 23 | 11000.0 | 883 | 3123 | 14.2 | 32 | 93000 | 4 | 7 | |
| 6 | 210.00 | 135 | 21839 | 99.6 | 15 | 1700.00 | 1388 | 12414 | 56.6 | 24 | 14000.0 | 770 | 2240 | 10.2 | 33 | 120000 | 2 | 3 | |
| 7 | 260.00 | 480 | 21704 | 99.0 | 16 | 2200.00 | 1088 | 11026 | 50.3 | 25 | 18000.0 | 559 | 1470 | 6.7 | 34 | 150000 | 1 | 1 | |
| 8 | 330.00 | 938 | 21224 | 96.8 | 17 | 2700.00 | 1325 | 9938 | 45.3 | 26 | 23000.0 | 392 | 911 | 4.2 | | | | | |

LOWEST MEAN DISCHARGE, IN CFS, AND RANKING, FOR THE FOLLOWING NUMBER OF CONSECUTIVE DAYS IN YEAR ENDING MARCH 31

| YEAR | 1 | 3 | 7 | 14 | 30 | 60 | 90 | 120 | 183 | ANNUAL |
|---|---|---|---|---|---|---|---|---|---|---|
| 1905 | 215.00 14 | 239.00 10 | 297.00 13 | 329.00 14 | 345.00 13 | 353.00 10 | 405.00 11 | 423.00 8 | 692.00 11 | 3210.00 8 |
| 1906 | 605.00 54 | 675.00 53 | 746.00 53 | 876.00 54 | 1160.00 55 | 1640.00 56 | 2120.00 55 | 2120.00 52 | 3180.00 52 | 5600.00 34 |
| 1910 | 340.00 27 | 363.00 24 | 390.00 22 | 400.00 24 | 445.00 24 | 727.00 36 | 1020.00 43 | 1200.00 40 | 2500.00 45 | 5670.00 35 |
| 1911 | 670.00 55 | 670.00 51 | 713.00 50 | 743.00 49 | 1070.00 53 | 1200.00 51 | 2900.00 58 | 2510.00 54 | 2970.00 50 | 5260.00 32 |
| 1912 | 345.00 28 | 362.00 23 | 380.00 21 | 388.00 21 | 439.00 22 | 559.00 25 | 792.00 32 | 1230.00 42 | 2810.00 48 | 7480.00 48 |
| 1913 | 465.00 47 | 597.00 49 | 636.00 46 | 670.00 47 | 745.00 48 | 826.00 42 | 814.00 34 | 914.00 31 | 1750.00 38 | 8880.00 54 |
| 1914 | 198.00 12 | 262.00 14 | 306.00 14 | 353.00 17 | 399.00 18 | 436.00 17 | 613.00 20 | 620.00 17 | 752.00 16 | 4240.00 23 |
| 1915 | 140.00 3 | 146.00 2 | 249.00 7 | 300.00 10 | 316.00 9 | 333.00 9 | 359.00 7 | 412.00 7 | 485.00 6 | 2660.00 5 |
| 1916 | 345.00 29 | 695.00 55 | 747.00 54 | 771.00 51 | 960.00 50 | 1150.00 50 | 1720.00 50 | 2680.00 57 | 3530.00 56 | 7510.00 49 |
| 1925 | 220.00 15 | 343.00 22 | 451.00 32 | 459.00 30 | 478.00 27 | 528.00 23 | 744.00 26 | 990.00 33 | 1290.00 27 | 3230.00 10 |
| 1926 | 225.00 16 | 367.00 25 | 444.00 30 | 466.00 31 | 613.00 38 | 839.00 43 | 873.00 37 | 1020.00 34 | 1270.00 26 | 4910.00 28 |
| 1927 | 520.00 50 | 680.00 54 | 741.00 52 | 867.00 53 | 1240.00 56 | 1420.00 53 | 1870.00 53 | 2660.00 56 | 4410.00 57 | 7780.00 52 |
| 1928 | 249.00 20 | 323.00 20 | 454.00 33 | 547.00 39 | 676.00 45 | 959.00 46 | 1090.00 46 | 1440.00 44 | 2840.00 49 | 7470.00 47 |
| 1929 | 440.00 43 | 463.00 39 | 497.00 39 | 507.00 36 | 520.00 31 | 754.00 39 | 997.00 39 | 1350.00 43 | 2050.00 40 | 5850.00 37 |
| 1930 | 337.00 26 | 431.00 33 | 462.00 34 | 485.00 33 | 536.00 34 | 786.00 40 | 999.00 41 | 1600.00 46 | 2990.00 51 | 8490.00 53 |
| 1931 | 164.00 6 | 190.00 5 | 285.00 11 | 288.00 9 | 302.00 8 | 315.00 6 | 339.00 6 | 349.00 5 | 360.00 2 | 1050.00 1 |
| 1932 | 388.00 37 | 460.00 37 | 550.00 44 | 623.00 45 | 674.00 43 | 1040.00 47 | 1070.00 45 | 1130.00 37 | 1400.00 30 | 5400.00 33 |
| 1933 | 481.00 48 | 528.00 46 | 640.00 47 | 827.00 52 | 1110.00 54 | 1840.00 57 | 2300.00 56 | 2520.00 55 | 2760.00 46 | 7410.00 46 |
| 1934 | 315.00 24 | 392.00 28 | 445.00 31 | 447.00 28 | 500.00 29 | 654.00 31 | 746.00 27 | 772.00 21 | 925.00 17 | 4740.00 24 |
| 1935 | 235.00 18 | 284.00 18 | 310.00 16 | 323.00 13 | 344.00 12 | 372.00 11 | 449.00 13 | 484.00 13 | 624.00 8 | 1970.00 3 |
| 1936 | 64.00 1 | 84.30 1 | 168.00 1 | 316.00 12 | 523.00 32 | 709.00 34 | 1040.00 44 | 1200.00 41 | 1550.00 35 | 4050.00 21 |
| 1937 | 172.00 7 | 192.00 6 | 201.00 3 | 216.00 2 | 257.00 3 | 318.00 7 | 374.00 9 | 438.00 10 | 1120.00 23 | 7610.00 51 |
| 1938 | 604.00 53 | 671.00 52 | 863.00 56 | 915.00 56 | 1320.00 57 | 1630.00 55 | 1790.00 52 | 1850.00 49 | 2370.00 43 | 5830.00 36 |
| 1939 | 385.00 35 | 405.00 29 | 426.00 26 | 435.00 27 | 443.00 23 | 516.00 21 | 657.00 23 | 872.00 28 | 1600.00 36 | 5920.00 38 |
| 1940 | 211.00 13 | 277.00 16 | 355.00 19 | 373.00 20 | 400.00 19 | 416.00 15 | 419.00 12 | 441.00 11 | 704.00 12 | 3690.00 17 |
| 1941 | 174.00 8 | 199.00 7 | 245.00 6 | 249.00 5 | 257.00 4 | 280.00 3 | 300.00 3 | 324.00 4 | 417.00 4 | 2260.00 4 |
| 1942 | 149.00 5 | 175.00 4 | 211.00 4 | 218.00 3 | 287.00 6 | 321.00 8 | 364.00 8 | 445.00 12 | 735.00 15 | 2740.00 6 |
| 1943 | 382.00 33 | 418.00 31 | 430.00 27 | 432.00 25 | 453.00 25 | 547.00 24 | 778.00 30 | 905.00 29 | 1720.00 37 | 5140.00 31 |
| 1944 | 197.00 10 | 241.00 11 | 318.00 17 | 339.00 15 | 375.00 16 | 402.00 13 | 396.00 10 | 433.00 9 | 495.00 7 | 3210.00 9 |
| 1945 | 229.00 17 | 274.00 15 | 308.00 15 | 311.00 11 | 329.00 10 | 391.00 12 | 493.00 15 | 677.00 19 | 681.00 10 | 5950.00 39 |
| 1946 | 316.00 25 | 486.00 42 | 545.00 43 | 609.00 43 | 663.00 42 | 1040.00 48 | 1740.00 51 | 2480.00 53 | 3440.00 55 | 7120.00 43 |
| 1947 | 197.00 11 | 246.00 12 | 287.00 12 | 341.00 16 | 368.00 14 | 421.00 16 | 538.00 17 | 801.00 23 | 1240.00 25 | 3670.00 16 |
| 1948 | 388.00 36 | 492.00 43 | 510.00 40 | 519.00 37 | 557.00 35 | 625.00 29 | 673.00 25 | 775.00 22 | 1490.00 32 | 6500.00 40 |
| 1949 | 240.00 19 | 291.00 19 | 323.00 18 | 354.00 18 | 387.00 17 | 528.00 22 | 655.00 22 | 1150.00 38 | 1470.00 31 | 9250.00 58 |
| 1950 | 350.00 30 | 669.00 50 | 736.00 51 | 770.00 50 | 884.00 49 | 1260.00 52 | 1500.00 49 | 1710.00 47 | 2210.00 41 | 9120.00 56 |
| 1951 | 720.00 56 | 767.00 56 | 881.00 57 | 971.00 57 | 1020.00 52 | 1480.00 54 | 2030.00 54 | 1900.00 51 | 3200.00 53 | 9120.00 57 |
| 1952 | 354.00 31 | 378.00 26 | 393.00 23 | 398.00 23 | 404.00 20 | 443.00 18 | 503.00 16 | 730.00 20 | 1510.00 33 | 7330.00 45 |
| 1953 | 298.00 23 | 338.00 21 | 357.00 20 | 361.00 19 | 374.00 15 | 408.00 14 | 459.00 14 | 492.00 14 | 723.00 13 | 3440.00 15 |
| 1954 | 174.00 9 | 219.00 9 | 238.00 5 | 242.00 4 | 247.00 2 | 269.00 2 | 290.00 2 | 314.00 2 | 404.00 3 | 1910.00 2 |
| 1955 | 138.00 2 | 161.00 3 | 197.00 2 | 203.00 1 | 212.00 1 | 259.00 1 | 275.00 1 | 291.00 1 | 326.00 1 | 3360.00 13 |
| 1956 | 250.00 21 | 261.00 13 | 279.00 10 | 287.00 8 | 331.00 11 | 646.00 30 | 1100.00 47 | 1460.00 45 | 1980.00 39 | 4910.00 29 |
| 1957 | 408.00 38 | 425.00 32 | 435.00 28 | 450.00 29 | 484.00 28 | 597.00 28 | 844.00 35 | 931.00 32 | 1530.00 34 | 3880.00 20 |
| 1958 | 440.00 44 | 469.00 40 | 491.00 37 | 522.00 38 | 594.00 37 | 697.00 33 | 778.00 31 | 1150.00 39 | 3410.00 54 | 7140.00 44 |
| 1959 | 1060.00 58 | 1270.00 58 | 1340.00 58 | 1370.00 58 | 1440.00 58 | 2400.00 58 | 2710.00 57 | 3300.00 58 | 5340.00 58 | 8960.00 55 |
| 1960 | 372.00 32 | 414.00 30 | 421.00 25 | 466.00 32 | 617.00 39 | 729.00 37 | 794.00 33 | 914.00 30 | 1190.00 24 | 3420.00 14 |
| 1961 | 435.00 42 | 435.00 34 | 435.00 29 | 435.00 26 | 456.00 26 | 504.00 20 | 549.00 19 | 607.00 16 | 729.00 14 | 4810.00 25 |
| 1962 | 428.00 41 | 460.00 38 | 477.00 35 | 499.00 35 | 533.00 33 | 581.00 27 | 663.00 24 | 804.00 24 | 1350.00 28 | 6890.00 41 |
| 1963 | 421.00 40 | 455.00 35 | 497.00 38 | 578.00 42 | 675.00 44 | 710.00 35 | 753.00 28 | 807.00 25 | 997.00 19 | 3800.00 18 |
| 1964 | 145.00 4 | 202.00 8 | 251.00 8 | 263.00 6 | 283.00 5 | 300.00 4 | 306.00 4 | 318.00 3 | 458.00 5 | 3350.00 12 |
| 1965 | 278.00 22 | 278.00 17 | 279.00 9 | 286.00 7 | 291.00 7 | 311.00 5 | 333.00 5 | 373.00 6 | 673.00 9 | 3870.00 19 |
| 1966 | 585.00 52 | 585.00 47 | 646.00 48 | 668.00 46 | 703.00 46 | 926.00 45 | 998.00 40 | 1070.00 35 | 1110.00 21 | 3310.00 11 |
| 1967 | 460.00 46 | 460.00 36 | 482.00 36 | 495.00 34 | 508.00 30 | 573.00 26 | 647.00 21 | 676.00 18 | 987.00 18 | 4220.00 22 |
| 1968 | 383.00 34 | 391.00 27 | 393.00 24 | 394.00 22 | 408.00 21 | 475.00 19 | 542.00 18 | 602.00 15 | 1120.00 22 | 4830.00 26 |
| 1969 | 567.00 51 | 588.00 48 | 607.00 45 | 620.00 44 | 650.00 41 | 740.00 38 | 952.00 38 | 1850.00 48 | 2770.00 47 | 7570.00 50 |
| 1970 | 810.00 57 | 820.00 57 | 841.00 55 | 898.00 55 | 988.00 51 | 1090.00 49 | 1160.00 48 | 1880.00 50 | 2390.00 44 | 4940.00 30 |
| 1971 | 498.00 49 | 510.00 44 | 535.00 42 | 561.00 41 | 587.00 36 | 694.00 32 | 759.00 29 | 816.00 26 | 1020.00 20 | 4900.00 27 |
| 1972 | 415.00 39 | 528.00 45 | 646.00 49 | 675.00 48 | 720.00 47 | 792.00 41 | 848.00 36 | 855.00 27 | 1360.00 29 | 2970.00 7 |
| 1973 | 442.00 45 | 479.00 41 | 523.00 41 | 556.00 40 | 619.00 40 | 922.00 44 | 1020.00 42 | 1080.00 36 | 2270.00 42 | 7080.00 42 |

HIGHEST MEAN DISCHARGE, IN CFS, AND RANKING, FOR THE FOLLOWING NUMBER OF CONSECUTIVE DAYS IN YEAR ENDING SEPTEMBER 30

| YEAR | 1 | 3 | 7 | 15 | 30 | 60 | 90 | 120 | 183 | ANNUAL |
|---|---|---|---|---|---|---|---|---|---|---|
| 1904 | 78100.0 3 | 74000.0 3 | 61100.0 5 | 46400.0 5 | 29300.0 8 | 20700.0 8 | 17400.0 11 | 14200.0 15 | 10100.0 21 | 5490.0 30 |
| 1905 | 23300.0 50 | 22400.0 50 | 19900.0 49 | 14800.0 51 | 11300.0 51 | 7690.0 52 | 7920.0 51 | 6810.0 51 | 5330.0 51 | 3310.0 49 |
| 1910 | 34000.0 35 | 33100.0 35 | 29400.0 35 | 21900.0 40 | 14100.0 44 | 13000.0 38 | 10500.0 43 | 8780.0 42 | 7050.0 41 | 4610.0 34 |
| 1911 | 36000.0 30 | 35200.0 30 | 31900.0 32 | 24200.0 35 | 18300.0 35 | 13600.0 35 | 12100.0 31 | 11800.0 22 | 9160.0 29 | 6270.0 19 |
| 1912 | 36000.0 31 | 35000.0 31 | 32000.0 31 | 28500.0 26 | 23900.0 14 | 20300.0 10 | 19600.0 9 | 16500.0 7 | 13200.0 8 | 8550.0 4 |
| 1913 | 155000.0 1 | 142000.0 1 | 108000.0 1 | 70900.0 2 | 46900.0 2 | 28000.0 3 | 24600.0 2 | 21600.0 2 | 14600.0 4 | 7690.0 9 |
| 1914 | 25100.0 47 | 24300.0 47 | 22900.0 46 | 18700.0 44 | 14200.0 43 | 12300.0 41 | 9820.0 44 | 8020.0 47 | 5970.0 47 | 3320.0 47 |
| 1915 | 27500.0 44 | 26700.0 44 | 23700.0 45 | 17300.0 45 | 10200.0 52 | 6720.0 53 | 5640.0 54 | 5230.0 54 | 4640.0 54 | 3190.0 51 |
| 1916 | 59600.0 12 | 53500.0 13 | 45900.0 13 | 33800.0 14 | 30100.0 6 | 24800.0 6 | 19700.0 8 | 16400.0 8 | 13000.0 9 | 7660.0 11 |
| 1924 | 27500.0 45 | 26700.0 45 | 25400.0 41 | 24600.0 33 | 19200.0 29 | 14700.0 27 | 12000.0 32 | 11600.0 25 | 9890.0 22 | 6000.0 22 |
| 1925 | 11300.0 58 | 10900.0 57 | 9940.0 57 | 7420.0 57 | 5090.0 57 | 3880.0 57 | 3210.0 56 | 2840.0 55 | 2360.0 55 | 1690.0 55 |
| 1926 | 29200.0 41 | 28700.0 41 | 26900.0 39 | 21200.0 41 | 17100.0 38 | 14500.0 28 | 13500.0 24 | 11300.0 30 | 10400.0 17 | 7090.0 13 |
| 1927 | 42800.0 21 | 42300.0 21 | 38900.0 19 | 29800.0 21 | 21900.0 20 | 17200.0 21 | 16600.0 14 | 15200.0 12 | 13500.0 7 | 8420.0 5 |
| 1928 | 32000.0 38 | 31100.0 38 | 29100.0 37 | 23000.0 38 | 19200.0 30 | 12400.0 39 | 12700.0 27 | 10900.0 31 | 9320.0 26 | 6000.0 23 |
| 1929 | 41800.0 23 | 41200.0 22 | 40200.0 17 | 33800.0 15 | 18900.0 33 | 16700.0 22 | 15000.0 18 | 14500.0 13 | 12700.0 11 | 7420.0 12 |
| 1930 | 68100.0 7 | 65200.0 7 | 59900.0 6 | 46300.0 6 | 29900.0 7 | 20600.0 9 | 17100.0 12 | 14100.0 16 | 10300.0 18 | 5550.0 29 |
| 1931 | 13700.0 56 | 13100.0 56 | 11400.0 56 | 8640.0 55 | 5770.0 55 | 4400.0 55 | 3330.0 55 | 2730.0 57 | 2300.0 57 | 1470.0 57 |
| 1932 | 38800.0 28 | 38200.0 28 | 37300.0 22 | 34100.0 13 | 25200.0 11 | 18700.0 16 | 14400.0 19 | 12100.0 21 | 9290.0 28 | 5830.0 26 |
| 1933 | 51600.0 15 | 49500.0 15 | 44000.0 15 | 33000.0 16 | 23300.0 16 | 22000.0 7 | 20300.0 5 | 18700.0 5 | 16800.0 2 | 9710.0 2 |
| 1934 | 15100.0 55 | 14500.0 55 | 12300.0 55 | 8060.0 56 | 5650.0 56 | 4140.0 56 | 3050.0 57 | 2840.0 56 | 2320.0 56 | 1640.0 56 |
| 1935 | 24600.0 48 | 22500.0 49 | 18700.0 52 | 14800.0 52 | 11900.0 49 | 9610.0 50 | 9290.0 47 | 8160.0 46 | 6190.0 46 | 3590.0 45 |

EAST FORK WHITE RIVER AT SHOALS, IND. (Continued)

HIGHEST MEAN DISCHARGE, IN CFS, AND RANKING, FOR THE FOLLOWING NUMBER OF CONSECUTIVE DAYS IN YEAR ENDING SEPTEMBER 30

| YEAR | 1 | | 3 | | 7 | | 15 | | 30 | | 60 | | 90 | | 120 | | 183 | | ANNUAL | |
|---|---|---|---|---|---|---|---|---|---|---|---|---|---|---|---|---|---|---|---|---|
| 1936 | 21400.0 | 52 | 21000.0 | 52 | 18900.0 | 51 | 15800.0 | 49 | 13500.0 | 46 | 10300.0 | 49 | 8110.0 | 49 | 6680.0 | 52 | 5020.0 | 53 | 2840.0 | 54 |
| 1937 | 99000.0 | 2 | 94500.0 | 2 | 88300.0 | 2 | 78300.0 | 1 | 53400.0 | 1 | 31400.0 | 2 | 22300.0 | 4 | 18900.0 | 4 | 14000.0 | 6 | 8400.0 | 6 |
| 1938 | 33600.0 | 36 | 32800.0 | 36 | 29400.0 | 36 | 23500.0 | 37 | 22900.0 | 17 | 17800.0 | 18 | 14000.0 | 21 | 12800.0 | 18 | 10200.0 | 19 | 6610.0 | 17 |
| 1939 | 55900.0 | 14 | 53200.0 | 14 | 45100.0 | 14 | 30700.0 | 17 | 20500.0 | 24 | 19400.0 | 14 | 17700.0 | 10 | 14300.0 | 14 | 10700.0 | 16 | 5950.0 | 25 |
| 1940 | 51200.0 | 16 | 48900.0 | 16 | 41600.0 | 16 | 29000.0 | 24 | 17800.0 | 36 | 10400.0 | 46 | 9140.0 | 48 | 7570.0 | 48 | 5410.0 | 50 | 2910.0 | 53 |
| 1941 | 11500.0 | 57 | 10800.0 | 58 | 8970.0 | 58 | 5980.0 | 58 | 3510.0 | 59 | 2080.0 | 59 | 1790.0 | 59 | 1510.0 | 59 | 1290.0 | 59 | 855.0 | 59 |
| 1942 | 28300.0 | 43 | 27100.0 | 43 | 24900.0 | 43 | 16000.0 | 48 | 11400.0 | 50 | 10900.0 | 45 | 9700.0 | 46 | 8330.0 | 44 | 6990.0 | 42 | 4250.0 | 39 |
| 1943 | 62600.0 | 9 | 59700.0 | 10 | 52000.0 | 11 | 36900.0 | 11 | 21400.0 | 22 | 13700.0 | 32 | 13400.0 | 25 | 11400.0 | 29 | 9140.0 | 30 | 5290.0 | 32 |
| 1944 | 46200.0 | 18 | 43900.0 | 19 | 37500.0 | 21 | 26700.0 | 28 | 18400.0 | 34 | 13400.0 | 37 | 10700.0 | 40 | 8610.0 | 43 | 5880.0 | 48 | 3240.0 | 50 |
| 1945 | 72600.0 | 5 | 69800.0 | 5 | 63500.0 | 3 | 49000.0 | 4 | 36200.0 | 5 | 26500.0 | 5 | 19900.0 | 7 | 17500.0 | 6 | 12900.0 | 10 | 7010.0 | 14 |
| 1946 | 23300.0 | 49 | 22600.0 | 48 | 21000.0 | 48 | 16700.0 | 46 | 12700.0 | 48 | 11200.0 | 44 | 10600.0 | 41 | 9070.0 | 39 | 8220.0 | 33 | 5430.0 | 31 |
| 1947 | 40600.0 | 24 | 39000.0 | 26 | 33500.0 | 29 | 25500.0 | 30 | 21500.0 | 21 | 20100.0 | 12 | 16600.0 | 15 | 13400.0 | 17 | 11400.0 | 14 | 6700.0 | 16 |
| 1948 | 36500.0 | 29 | 35500.0 | 29 | 33500.0 | 30 | 24900.0 | 31 | 22100.0 | 19 | 14500.0 | 29 | 12000.0 | 33 | 9620.0 | 37 | 7130.0 | 40 | 4080.0 | 41 |
| 1949 | 62400.0 | 10 | 59600.0 | 11 | 53600.0 | 10 | 44300.0 | 7 | 39600.0 | 4 | 27800.0 | 4 | 23900.0 | 3 | 20700.0 | 3 | 15300.0 | 3 | 8720.0 | 3 |
| 1950 | 68500.0 | 6 | 66100.0 | 6 | 59200.0 | 7 | 54500.0 | 3 | 42400.0 | 3 | 35300.0 | 1 | 27500.0 | 1 | 24200.0 | 1 | 18200.0 | 1 | 10400.0 | 1 |
| 1951 | 42200.0 | 22 | 40900.0 | 23 | 36500.0 | 23 | 29600.0 | 22 | 19900.0 | 27 | 18500.0 | 17 | 17100.0 | 13 | 16000.0 | 10 | 14500.0 | 5 | 8270.0 | 7 |
| 1952 | 40600.0 | 25 | 39500.0 | 25 | 35700.0 | 25 | 30[illegible]0.0 | 19 | 20600.0 | 23 | 17500.0 | 19 | 15900.0 | 16 | 15600.0 | 11 | 12400.0 | 12 | 6900.0 | 15 |
| 1953 | 19500.0 | 53 | 18800.0 | 54 | 17200.0 | 53 | 12700.0 | 54 | 9930.0 | 53 | 7930.0 | 51 | 7960.0 | 50 | 7080.0 | 50 | 5840.0 | 49 | 3310.0 | 48 |
| 1954 | 5580.0 | 59 | 5250.0 | 59 | 4560.0 | 59 | 4390.0 | 59 | 4080.0 | 58 | 3110.0 | 58 | 2600.0 | 58 | 2330.0 | 58 | 1820.0 | 58 | 1070.0 | 58 |
| 1955 | 30200.0 | 40 | 29200.0 | 40 | 26600.0 | 40 | 22600.0 | 39 | 20200.0 | 25 | 14000.0 | 30 | 11200.0 | 38 | 9350.0 | 38 | 7140.0 | 38 | 3950.0 | 42 |
| 1956 | 33200.0 | 37 | 31700.0 | 37 | 25200.0 | 42 | 18700.0 | 42 | 16900.0 | 40 | 13600.0 | 33 | 12000.0 | 34 | 10300.0 | 32 | 8710.0 | 32 | 5970.0 | 24 |
| 1957 | 45500.0 | 19 | 44100.0 | 18 | 38400.0 | 20 | 26900.0 | 27 | 17100.0 | 39 | 15700.0 | 24 | 12900.0 | 26 | 11700.0 | 23 | 9660.0 | 23 | 5570.0 | 28 |
| 1958 | 40100.0 | 27 | 38800.0 | 27 | 35100.0 | 27 | 28600.0 | 25 | 19200.0 | 31 | 13600.0 | 34 | 12400.0 | 29 | 11600.0 | 26 | 9300.0 | 27 | 7670.0 | 10 |
| 1959 | 66500.0 | 8 | 63800.0 | 8 | 54500.0 | 8 | 38000.0 | 10 | 27200.0 | 10 | 19300.0 | 15 | 15000.0 | 17 | 12200.0 | 20 | 9570.0 | 24 | 5730.0 | 27 |
| 1960 | 40300.0 | 26 | 39700.0 | 24 | 35400.0 | 26 | 25600.0 | 29 | 15800.0 | 41 | 10300.0 | 47 | 7650.0 | 52 | 7240.0 | 49 | 7140.0 | 39 | 4510.0 | 38 |
| 1961 | 76200.0 | 4 | 72800.0 | 4 | 61600.0 | 4 | 43100.0 | 8 | 28900.0 | 9 | 20200.0 | 11 | 20000.0 | 6 | 16200.0 | 9 | 11400.0 | 15 | 6090.0 | 21 |
| 1962 | 35600.0 | 33 | 34700.0 | 33 | 31500.0 | 33 | 24200.0 | 34 | 18900.0 | 32 | 13500.0 | 36 | 12200.0 | 30 | 10000.0 | 33 | 7570.0 | 37 | 4600.0 | 35 |
| 1963 | 45200.0 | 20 | 43200.0 | 20 | 35900.0 | 24 | 30100.0 | 20 | 24900.0 | 12 | 15300.0 | 25 | 11400.0 | 37 | 8990.0 | 40 | 6350.0 | 44 | 3580.0 | 46 |
| 1964 | 61400.0 | 11 | 59900.0 | 9 | 53800.0 | 9 | 40500.0 | 9 | 24800.0 | 13 | 19700.0 | 13 | 14200.0 | 20 | 11400.0 | 27 | 7910.0 | 35 | 4160.0 | 40 |
| 1965 | 25500.0 | 46 | 24500.0 | 46 | 22800.0 | 47 | 16400.0 | 47 | 14000.0 | 45 | 10300.0 | 48 | 10700.0 | 39 | 8850.0 | 41 | 6340.0 | 45 | 3600.0 | 44 |
| 1966 | 19500.0 | 54 | 18900.0 | 53 | 16900.0 | 54 | 13200.0 | 53 | 9740.0 | 54 | 6550.0 | 54 | 6620.0 | 53 | 6090.0 | 53 | 5080.0 | 52 | 2990.0 | 52 |
| 1967 | 29000.0 | 42 | 27700.0 | 42 | 23700.0 | 44 | 18700.0 | 43 | 15700.0 | 42 | 11800.0 | 43 | 11500.0 | 36 | 9890.0 | 35 | 9000.0 | 31 | 5160.0 | 33 |
| 1968 | 58200.0 | 13 | 56800.0 | 12 | 50400.0 | 12 | 35500.0 | 12 | 22800.0 | 18 | 14800.0 | 26 | 13900.0 | 22 | 11700.0 | 24 | 10200.0 | 20 | 6450.0 | 18 |
| 1969 | 46800.0 | 17 | 45600.0 | 17 | 40100.0 | 18 | 30200.0 | 18 | 23500.0 | 15 | 16100.0 | 23 | 12600.0 | 28 | 11400.0 | 28 | 9550.0 | 25 | 6130.0 | 20 |
| 1970 | 22200.0 | 51 | 21100.0 | 51 | 19000.0 | 50 | 15400.0 | 50 | 13000.0 | 47 | 11900.0 | 42 | 10600.0 | 42 | 9820.0 | 36 | 7620.0 | 36 | 4530.0 | 37 |
| 1971 | 34700.0 | 34 | 33900.0 | 34 | 30900.0 | 34 | 23800.0 | 36 | 17400.0 | 37 | 12400.0 | 40 | 9770.0 | 45 | 8250.0 | 45 | 6460.0 | 43 | 3900.0 | 43 |
| 1972 | 35700.0 | 32 | 34900.0 | 32 | 33900.0 | 28 | 29500.0 | 23 | 19600.0 | 28 | 14000.0 | 31 | 11900.0 | 35 | 9910.0 | 34 | 7930.0 | 34 | 4560.0 | 36 |
| 1973 | 30900.0 | 39 | 29700.0 | 39 | 28200.0 | 38 | 24600.0 | 32 | 20100.0 | 26 | 17500.0 | 20 | 13700.0 | 23 | 12300.0 | 19 | 11600.0 | 13 | 7980.0 | 8 |

STATISTICS ON NORMAL MONTHLY MEANS(ALL DAYS)

| OCT | NOV | DEC | JAN | FEB | MARCH | APRIL | MAY | JUNE | JULY | AUG | SEPT |
|---|---|---|---|---|---|---|---|---|---|---|---|
| BY ROWS(MEAN,VARIANCE,STANDARD DEVIATION, SKEWNESS, COEFF. OF VARIATION,PERCENTAGE OF AVERAGE FLOW) | | | | | | | | | | | |
| 0.1197E+04 | 0.2572E+04 | 0.4833E+04 | 0.8883E+04 | 0.8620E+04 | 0.1088E+05 | 0.9668E+04 | 0.7027E+04 | 0.4339E+04 | 0.2769E+04 | 0.1541E+04 | 0.1152E+04 |
| 0.1721E+07 | 0.8768E+07 | 0.2311E+08 | 0.1127E+09 | 0.3837E+08 | 0.4790E+08 | 0.2723E+08 | 0.3291E+08 | 0.1093E+08 | 0.6822E+07 | 0.1994E+07 | 0.1818E+07 |
| 0.1312E+04 | 0.2961E+04 | 0.4807E+04 | 0.1062E+05 | 0.6195E+04 | 0.6921E+04 | 0.5219E+04 | 0.5737E+04 | 0.3305E+04 | 0.2612E+04 | 0.1412E+04 | 0.1348E+04 |
| 0.2404E+01 | 0.1684E+01 | 0.1261E+01 | 0.2037E+01 | 0.1095E+01 | 0.1034E+01 | 0.3679E+00 | 0.1377E+01 | 0.1331E+01 | 0.2183E+01 | 0.3202E+01 | 0.4622E+01 |
| 0.1096E+01 | 0.1151E+01 | 0.9946E+00 | 0.1195E+01 | 0.7186E+00 | 0.6359E+00 | 0.5398E+00 | 0.8164E+00 | 0.7617E+00 | 0.9433E+00 | 0.9162E+00 | 0.1171E+01 |
| 0.1886E+01 | 0.4051E+01 | 0.7612E+01 | 0.1399E+02 | 0.1358E+02 | 0.1714E+02 | 0.1523E+02 | 0.1107E+02 | 0.6835E+01 | 0.4362E+01 | 0.2428E+01 | 0.1814E+01 |

STATISTICS ON NORMAL ANNUAL MEANS(ALL DAYS)

| MEAN | VARIANCE | STANDARD DEVIATION | SKEWNESS | COEFF. OF VARIATION | SERIAL CORR |
|---|---|---|---|---|---|
| 0.5275E+04 | 0.4951E+07 | 0.2225E+04 | 0.5295E-01 | 0.4218E+00 | 0.2247E+00 |

STATISTICS ON LOG MONTHLY MEANS(ALL DAYS)

| OCT | NOV | DEC | JAN | FEB | MARCH | APRIL | MAY | JUNE | JULY | AUG | SEPT |
|---|---|---|---|---|---|---|---|---|---|---|---|
| BY ROWS(MEAN,VARIANCE,STANDARD DEVIATION, SKEWNESS, COEFF. OF VARIATION,PERCENTAGE OF AVERAGE FLOW) | | | | | | | | | | | |
| 0.2910E+01 | 0.3157E+01 | 0.3435E+01 | 0.3677E+01 | 0.3786E+01 | 0.3937E+01 | 0.3911E+01 | 0.3708E+01 | 0.3517E+01 | 0.3297E+01 | 0.3074E+01 | 0.2933E+01 |
| 0.1280E+00 | 0.2247E+00 | 0.2618E+00 | 0.2612E+00 | 0.1769E+00 | 0.1082E+00 | 0.7503E-01 | 0.1336E+00 | 0.1125E+00 | 0.1244E+00 | 0.9389E-01 | 0.9047E-01 |
| 0.3578E+00 | 0.4740E+00 | 0.5116E+00 | 0.5111E+00 | 0.4206E+00 | 0.3289E+00 | 0.2739E+00 | 0.3656E+00 | 0.3354E+00 | 0.3528E+00 | 0.3064E+00 | 0.3008E+00 |
| 0.8129E+00 | 0.3182E+00 | -0.1997E+00 | -0.3521E-01 | -0.9335E+00 | -0.1015E+01 | -0.5962E+00 | -0.2918E+00 | -0.9174E-01 | 0.2076E+00 | 0.2371E+00 | 0.9162E+00 |
| 0.1230E+00 | 0.1502E+00 | 0.1489E+00 | 0.1390E+00 | 0.1111E+00 | 0.8354E-01 | 0.7004E-01 | 0.9858E-01 | 0.9538E-01 | 0.1070E+00 | 0.9968E-01 | 0.1026E+00 |
| 0.7038E+01 | 0.7636E+01 | 0.8309E+01 | 0.8894E+01 | 0.9158E+01 | 0.9523E+01 | 0.9460E+01 | 0.8970E+01 | 0.8507E+01 | 0.7976E+01 | 0.7436E+01 | 0.7093E+01 |

STATISTICS ON LOG ANNUAL MEANS(ALL DAYS)

| MEAN | VARIANCE | STANDARD DEVIATION | SKEWNESS | COEFF. OF VARIATION | SERIAL CORR |
|---|---|---|---|---|---|
| 0.3671E+01 | 0.5586E-01 | 0.2363E+00 | -0.1308E+01 | 0.6438E-01 | 0.1463E+00 |

ANNUAL PEAKS

| | |
|---|---|
| 1897 | 87800 |
| 1904 | 79600 |
| 1905 | 23300 |
| 1906 | 41000 |
| 1907 | 86600 |
| 1908 | 44100 |
| 1909 | 26300 |
| 1910 | 34000 |
| 1911 | 36500 |
| 1912 | 36300 |
| 1913 | 160000 |
| 1914 | 25200 |
| 1915 | 27500 |
| 1916 | 59600 |
| 1917 | 35100 |
| 1918 | 35400 |
| 1919 | 41500 |
| 1920 | 48600 |
| 1921 | 33800 |
| 1922 | 46200 |
| 1923 | 18300 |
| 1924 | 27500 |
| 1925 | 11900 |
| 1926 | 29300 |
| 1927 | 42800 |
| 1928 | 32300 |
| 1929 | 41800 |
| 1930 | 68100 |
| 1931 | 13700 |
| 1932 | 39200 |
| 1933 | 52000 |
| 1934 | 15600 |
| 1935 | 25200 |
| 1936 | 21700 |
| 1937 | 99800 |
| 1938 | 33700 |
| 1939 | 56400 |
| 1940 | 52400 |
| 1941 | 11700 |
| 1942 | 28400 |
| 1943 | 63500 |
| 1944 | 47400 |
| 1945 | 74100 |
| 1946 | 23500 |
| 1947 | 40800 |
| 1948 | 36900 |
| 1949 | 63200 |
| 1950 | 69100 |
| 1951 | 42700 |
| 1952 | 41500 |
| 1953 | 19900 |
| 1954 | 5580 |
| 1955 | 30600 |
| 1956 | 34200 |
| 1957 | 45800 |
| 1958 | 40900 |
| 1959 | 68200 |
| 1960 | 40900 |
| 1961 | 76800 |
| 1962 | 36100 |
| 1963 | 45500 |
| 1964 | 62300 |
| 1965 | 25800 |
| 1966 | 19600 |
| 1967 | 29300 |
| 1968 | 58800 |
| 1969 | 47300 |
| 1970 | 22500 |
| 1971 | 35000 |
| 1972 | 35900 |
| 1973 | 31000 |

## 03373700 Lost River near West Baden Springs, Ind.

LOCATION.--Lat 38°35'10", long 86°38'03", in SW¼SE¼ sec.21, T.2 N., R.2 W., Orange County, on left bank 20 ft (6 m) downstream from bridge on U.S. Highway 150, 1.7 miles (2.7 km) northwest of West Baden Springs, and 3.8 miles (6.1 km) downstream from Lick Creek.

DRAINAGE AREA.--287 mi² (743 km²).

DURATION TABLE OF DAILY DISCHARGE FOR YEAR ENDING SEPTEMBER 30

| CLASS | 0 | 1 | 2 | 3 | 4 | 5 | 6 | 7 | 8 | 9 | 10 | 11 | 12 | 13 | 14 | 15 | 16 | 17 | 18 | 19 | 20 | 21 | 22 | 23 | 24 | 25 | 26 | 27 | 28 | 29 | 30 | 31 | 32 | 33 | 34 |
|---|---|---|---|---|---|---|---|---|---|---|---|---|---|---|---|---|---|---|---|---|---|---|---|---|---|---|---|---|---|---|---|---|---|---|---|
| YEAR | NUMBER OF DAYS IN CLASS | | | | | | | | | | | | | | | | | | | | | | | | | | | | | | | | | | CFS_DAYS |
| 1966 | | | | 3 | 3 | 12 | 42 | 40 | 36 | 13 | 30 | 19 | 8 | 9 | 11 | 14 | 10 | 7 | 16 | 14 | 17 | 12 | 7 | 8 | 7 | 6 | 4 | 3 | 5 | 3 | 5 | 1 | | | | 83722.2 |
| 1967 | | | 3 | 17 | 27 | 14 | 5 | 8 | 25 | 23 | 11 | 14 | 19 | 20 | 30 | 22 | 20 | 13 | 11 | 12 | 8 | 8 | 10 | 9 | 5 | 11 | 4 | 5 | 5 | 3 | 2 | 1 | | | | 84360.1 |
| 1968 | | | | 5 | 3 | 7 | 10 | 6 | 11 | 19 | 16 | 25 | 16 | 19 | 30 | 15 | 16 | 16 | 17 | 12 | 15 | 14 | 16 | 14 | 13 | 10 | 12 | 5 | 5 | 11 | 4 | 2 | | | | 131618.0 |
| 1969 | | | | | | 3 | 18 | 27 | 13 | 11 | 8 | 13 | 17 | 19 | 18 | 17 | 28 | 16 | 22 | 15 | 19 | 11 | 20 | 13 | 8 | 15 | 10 | 5 | 3 | 5 | 3 | 3 | 3 | 2 | | 139214.0 |
| 1970 | | | | | | 11 | 39 | 17 | 27 | 14 | 12 | 13 | 18 | 18 | 13 | 11 | 9 | 12 | 16 | 13 | 25 | 18 | 16 | 13 | 12 | 6 | 10 | 8 | 5 | 3 | 1 | 1 | 1 | 1 | | 112492.0 |
| 1971 | | | | | | 5 | 5 | 5 | 27 | 27 | 20 | 25 | 30 | 24 | 21 | 21 | 15 | 18 | 19 | 13 | 17 | 11 | 13 | 16 | 9 | 5 | 6 | 7 | 3 | 1 | 1 | 1 | | | | 89708.0 |
| 1972 | | | | | | 18 | 21 | 22 | 50 | 19 | 19 | 14 | 16 | 26 | 11 | 6 | 11 | 7 | 10 | 11 | 23 | 21 | 16 | 12 | 9 | 3 | 1 | 4 | 3 | 6 | 3 | 1 | 1 | 2 | | 102845.0 |
| 1973 | | | | | | | 6 | 22 | 20 | 10 | 3 | 6 | 9 | 6 | 6 | 8 | 23 | 17 | 23 | 25 | 30 | 25 | 28 | 23 | 24 | 9 | 12 | 2 | 10 | 4 | 4 | 5 | | 1 | 1 | 1 | 176427.0 |

| CLASS | CFS | TOTAL | ACCUM | PERCT | CLASS | CFS | TOTAL | ACCUM | PERCT | CLASS | CFS | TOTAL | ACCUM | PERCT | CLASS | CFS | TOTAL | ACCUM | PERCT |
|---|---|---|---|---|---|---|---|---|---|---|---|---|---|---|---|---|---|---|---|
| 0 | 0.00 | 0 | 2922 | 100.0 | 9 | 38.00 | 121 | 2153 | 73.7 | 18 | 240.0 | 115 | 999 | 34.2 | 27 | 1500 | 39 | 126 | 4.3 |
| 1 | 7.50 | 3 | 2922 | 100.0 | 10 | 47.00 | 131 | 2032 | 69.5 | 19 | 290.0 | 154 | 884 | 30.3 | 28 | 1800 | 36 | 87 | 2.9 |
| 2 | 9.20 | 25 | 2919 | 99.9 | 11 | 57.00 | 135 | 1901 | 65.1 | 20 | 360.0 | 120 | 730 | 25.0 | 29 | 2200 | 23 | 51 | 1.7 |
| 3 | 11.00 | 33 | 2894 | 99.0 | 12 | 70.00 | 141 | 1768 | 60.5 | 21 | 430.0 | 126 | 610 | 20.9 | 30 | 2700 | 15 | 28 | .9 |
| 4 | 14.30 | 70 | 2861 | 97.9 | 13 | 86.00 | 140 | 1627 | 55.7 | 22 | 530.0 | 108 | 484 | 16.6 | 31 | 3300 | 5 | 13 | .4 |
| 5 | 17.00 | 146 | 2791 | 95.5 | 14 | 110.00 | 114 | 1487 | 50.9 | 23 | 650.0 | 87 | 376 | 12.9 | 32 | 4100 | 6 | 8 | .2 |
| 6 | 21.00 | 147 | 2645 | 90.5 | 15 | 130.00 | 132 | 1373 | 47.0 | 24 | 800.0 | 65 | 289 | 9.9 | 33 | 5000 | 1 | 2 | .0 |
| 7 | 25.00 | 209 | 2498 | 85.5 | 16 | 160.00 | 106 | 1241 | 42.5 | 25 | 980.0 | 59 | 224 | 7.7 | 34 | 6100 | 1 | 1 | .0 |
| 8 | 31.00 | 136 | 2289 | 78.3 | 17 | 190.00 | 136 | 1135 | 38.8 | 26 | 1200.0 | 39 | 165 | 5.6 | | | | | |

LOWEST MEAN DISCHARGE, IN CFS, AND RANKING, FOR THE FOLLOWING NUMBER OF CONSECUTIVE DAYS IN YEAR ENDING MARCH 31

| YEAR | 1 | | 3 | | 7 | | 14 | | 30 | | 60 | | 90 | | 120 | | | | ANNUAL | |
|---|---|---|---|---|---|---|---|---|---|---|---|---|---|---|---|---|---|---|---|---|
| 1966 | 12.00 | 3 | 13.00 | 3 | 13.10 | 3 | 14.70 | 3 | 17.60 | 4 | 24.40 | 5 | 37.80 | 6 | 53.80 | 6 | 53.90 | 3 | 204.00 | 2 |
| 1967 | 7.50 | 1 | 8.60 | 1 | 9.39 | 2 | 10.10 | 1 | 11.80 | 2 | 13.70 | 1 | 20.30 | 1 | 20.80 | 1 | 33.10 | 1 | 223.00 | 3 |
| 1968 | 8.00 | 2 | 9.20 | 2 | 9.37 | 1 | 10.40 | 2 | 11.70 | 1 | 17.90 | 2 | 25.40 | 2 | 31.40 | 2 | 46.30 | 2 | 305.00 | 4 |
| 1969 | 16.00 | 6 | 16.30 | 6 | 16.70 | 5 | 17.90 | 6 | 19.50 | 6 | 23.60 | 4 | 31.40 | 3 | 85.90 | 8 | 116.00 | 8 | 412.00 | 8 |
| 1970 | 16.00 | 7 | 17.00 | 7 | 19.00 | 7 | 20.00 | 7 | 23.00 | 7 | 24.60 | 6 | 45.90 | 8 | 76.70 | 7 | 102.00 | 7 | 306.00 | 5 |
| 1971 | 15.00 | 4 | 15.70 | 5 | 16.00 | 5 | 16.30 | 5 | 16.60 | 3 | 21.90 | 3 | 34.60 | 4 | 43.10 | 5 | 70.70 | 6 | 334.00 | 6 |
| 1972 | 19.00 | 8 | 19.30 | 8 | 19.90 | 8 | 22.00 | 8 | 26.50 | 8 | 31.40 | 8 | 36.10 | 5 | 39.00 | 3 | 54.80 | 4 | 193.00 | 1 |
| 1973 | 15.00 | 5 | 15.00 | 4 | 15.30 | 4 | 15.60 | 4 | 19.40 | 5 | 30.80 | 7 | 39.90 | 7 | 40.70 | 4 | 65.40 | 5 | 393.00 | 7 |

HIGHEST MEAN DISCHARGE, IN CFS, AND RANKING, FOR THE FOLLOWING NUMBER OF CONSECUTIVE DAYS IN YEAR ENDING SEPTEMBER 30

| YEAR | 1 | | 3 | | 7 | | 15 | | 30 | | 60 | | 90 | | 120 | | 183 | | ANNUAL | |
|---|---|---|---|---|---|---|---|---|---|---|---|---|---|---|---|---|---|---|---|---|
| 1966 | 2750.0 | 8 | 2370.0 | 6 | 2000.0 | 7 | 1280.0 | 8 | 952.0 | 8 | 621.0 | 8 | 628.0 | 8 | 547.0 | 6 | 423.0 | 6 | 229.0 | 8 |
| 1967 | 2850.0 | 5 | 2510.0 | 7 | 2080.0 | 6 | 1580.0 | 4 | 1080.0 | 5 | 689.0 | 7 | 658.0 | 6 | 534.0 | 7 | 422.0 | 7 | 231.0 | 7 |
| 1968 | 2840.0 | 7 | 2640.0 | 5 | 2280.0 | 4 | 1470.0 | 5 | 1160.0 | 4 | 779.0 | 5 | 806.0 | 4 | 660.0 | 5 | 608.0 | 3 | 360.0 | 3 |
| 1969 | 4700.0 | 2 | 4190.0 | 3 | 2870.0 | 3 | 2090.0 | 2 | 1530.0 | 1 | 1080.0 | 3 | 850.0 | 3 | 798.0 | 1 | 665.0 | 2 | 381.0 | 2 |
| 1970 | 4700.0 | 3 | 3230.0 | 4 | 2130.0 | 5 | 1470.0 | 6 | 1060.0 | 6 | 983.0 | 4 | 793.0 | 5 | 695.0 | 3 | 544.0 | 4 | 308.0 | 4 |
| 1971 | 3000.0 | 6 | 2560.0 | 6 | 1840.0 | 8 | 1400.0 | 7 | 1010.0 | 7 | 703.0 | 6 | 632.0 | 7 | 534.0 | 8 | 420.0 | 8 | 246.0 | 6 |
| 1972 | 4650.0 | 4 | 4260.0 | 2 | 3300.0 | 2 | 2390.0 | 1 | 1410.0 | 2 | 1090.0 | 2 | 868.0 | 2 | 685.0 | 4 | 524.0 | 5 | 281.0 | 5 |
| 1973 | 6520.0 | 1 | 5700.0 | 1 | 3670.0 | 1 | 1940.0 | 3 | 1300.0 | 3 | 1140.0 | 1 | 870.0 | 1 | 744.0 | 2 | 706.0 | 1 | 483.0 | 1 |

STATISTICS ON NORMAL MONTHLY MEANS(ALL DAYS)

| OCT | NOV | DEC | JAN | FEB | MARCH | APRIL | MAY | JUNE | JULY | AUG | SEPT |
|---|---|---|---|---|---|---|---|---|---|---|---|
| BY ROWS(MEAN,VARIANCE,STANDARD DEVIATION, SKEWNESS, COEFF. OF VARIATION,PERCENTAGE OF AVERAGE FLOW) | | | | | | | | | | | |
| 0.3362E+02 | 0.1102E+03 | 0.3670E+03 | 0.3831E+03 | 0.5014E+03 | 0.6478E+03 | 0.7833E+03 | 0.4781E+03 | 0.1834E+03 | 0.1831E+03 | 0.8925E+02 | 0.3240E+02 |
| 0.3078E+03 | 0.1014E+05 | 0.7301E+05 | 0.8875E+05 | 0.7333E+05 | 0.1001E+06 | 0.1689E+06 | 0.7193E+05 | 0.1823E+05 | 0.1037E+06 | 0.4770E+04 | 0.4741E+03 |
| 0.1754E+02 | 0.1007E+03 | 0.2702E+03 | 0.2979E+03 | 0.2708E+03 | 0.3165E+03 | 0.4110E+03 | 0.2682E+03 | 0.1350E+03 | 0.3220E+03 | 0.6906E+02 | 0.2177E+02 |
| 0.6786E+00 | 0.1718E+01 | 0.2715E+00 | 0.2223E+01 | 0.8038E+00 | 0.2104E+00 | -0.3173E+00 | 0.1409E+01 | 0.6374E+00 | 0.2684E+01 | 0.1846E+01 | 0.1548E+01 |
| 0.5218E+00 | 0.9139E+00 | 0.7362E+00 | 0.7776E+00 | 0.5400E+00 | 0.4885E+00 | 0.5247E+00 | 0.5609E+00 | 0.7361E+00 | 0.1759E+01 | 0.7739E+00 | 0.6719E+00 |
| 0.8865E+00 | 0.2905E+01 | 0.9677E+01 | 0.1010E+02 | 0.1322E+02 | 0.1708E+02 | 0.2065E+02 | 0.1261E+02 | 0.4836E+01 | 0.4827E+01 | 0.2353E+01 | 0.8544E+00 |

STATISTICS ON NORMAL ANNUAL MEANS(ALL DAYS)

| MEAN | VARIANCE | STANDARD DEVIATION | SKEWNESS | COEFF. OF VARIATION | SERIAL CORR |
|---|---|---|---|---|---|
| 0.3150E+03 | 0.7872E+04 | 0.8873E+02 | 0.9729E+00 | 0.2817E+00 | 0.1568E+00 |

STATISTICS ON LOG MONTHLY MEANS(ALL DAYS)

BY ROWS(MEAN,VARIANCE,STANDARD DEVIATION, SKEWNESS, COEFF. OF VARIATION,PERCENTAGE OF AVERAGE FLOW)

| OCT | NOV | DEC | JAN | FEB | MARCH | APRIL | MAY | JUNE | JULY | AUG | SEPT |
|---|---|---|---|---|---|---|---|---|---|---|---|
| 0.1472E+01 | 0.1897E+01 | 0.2391E+01 | 0.2494E+01 | 0.2642E+01 | 0.2757E+01 | 0.2812E+01 | 0.2629E+01 | 0.2146E+01 | 0.1923E+01 | 0.1861E+01 | 0.1437E+01 |
| 0.5688E-01 | 0.1433E+00 | 0.2513E+00 | 0.8596E-01 | 0.6031E-01 | 0.6020E-01 | 0.1039E+00 | 0.4611E-01 | 0.1252E+00 | 0.2380E+00 | 0.8014E-01 | 0.6838E-01 |
| 0.2385E+00 | 0.3785E+00 | 0.5013E+00 | 0.2932E+00 | 0.2456E+00 | 0.2454E+00 | 0.3223E+00 | 0.2147E+00 | 0.3539E+00 | 0.4879E+00 | 0.2831E+00 | 0.2615E+00 |
| -0.2136E+00 | 0.2880E+00 | -0.1333E+01 | 0.1657E+00 | -0.2344E+00 | -0.6400E+00 | -0.1180E+01 | 0.8891E+00 | -0.4125E-01 | 0.1871E+01 | 0.8469E+00 | 0.6225E+00 |
| 0.1620E+00 | 0.1995E+00 | 0.2096E+00 | 0.1176E+00 | 0.9294E-01 | 0.8899E-01 | 0.1146E+00 | 0.8168E-01 | 0.1649E+00 | 0.2537E+00 | 0.1521E+00 | 0.1819E+00 |
| 0.5563E+01 | 0.7170E+01 | 0.9036E+01 | 0.9423E+01 | 0.9986E+01 | 0.1042E+02 | 0.1063E+02 | 0.9935E+01 | 0.8109E+01 | 0.7268E+01 | 0.7033E+01 | 0.5431E+01 |

STATISTICS ON LOG ANNUAL MEANS(ALL DAYS)

| MEAN | VARIANCE | STANDARD DEVIATION | SKEWNESS | COEFF. OF VARIATION | SERIAL CORR |
|---|---|---|---|---|---|
| 0.2484E+01 | 0.1349E-01 | 0.1162E+00 | 0.5812E+00 | 0.4675E-01 | 0.2123E+00 |

ANNUAL PEAKS

| | |
|---|---|
| 1965 | 3020 |
| 1966 | 2780 |
| 1967 | 2950 |
| 1968 | 2880 |
| 1969 | 5210 |
| 1970 | 5100 |
| 1971 | 3070 |
| 1972 | 5210 |
| 1973 | 7020 |

## 03374000 White River at Petersburg, Ind.

LOCATION.--Lat 38°30'39", long 87°17'22", in SE¼SW¼ sec.15, T.1 N., R.8 W., Pike County, on left bank 300 ft (91 m) downstream from bridge on State Highway 61, 0.4 mile (0.6 km) upstream from Prides Creek, 1.4 mile (2.3 km) north of Petersburg, and at mile 47.7 (76.7 km).

DRAINAGE AREA.--11,125 mi² (28,814 km²).

REMARKS.--Natural flow of stream affected by reservoirs.

DURATION TABLE OF DAILY DISCHARGE FOR YEAR ENDING SEPTEMBER 30

| YEAR | 0 | 1 | 2 | 3 | 4 | 5 | 6 | 7 | 8 | 9 | 10 | 11 | 12 | 13 | 14 | 15 | 16 | 17 | 18 | 19 | 20 | 21 | 22 | 23 | 24 | 25 | 26 | 27 | 28 | 29 | 30 | 31 | 32 | 33 | 34 | CFS_DAYS |
|---|---|---|---|---|---|---|---|---|---|---|---|---|---|---|---|---|---|---|---|---|---|---|---|---|---|---|---|---|---|---|---|---|---|---|---|---|
| | NUMBER OF DAYS IN CLASS | | | | | | | | | | | | | | | | | | | | | | | | | | | | | | | | | | | |
| 1929 | | | | | | 1 | 5 | 10 | 16 | 16 | 21 | 19 | 18 | 22 | 16 | 22 | 18 | 13 | 17 | 22 | 21 | 19 | 16 | 17 | 11 | 12 | 10 | 15 | 8 | | | | | | | 5876760.0 |
| 1930 | | | 1 | 22 | 28 | 13 | 26 | 18 | 11 | 21 | 17 | 12 | 19 | 13 | 10 | 16 | 17 | 11 | 16 | 13 | 10 | 12 | 9 | 11 | 10 | 12 | 1 | 3 | 2 | 3 | 4 | 2 | 2 | | | 4570720.0 |
| 1931 | | 1 | 2 | 45 | 66 | 35 | 24 | 19 | 31 | 14 | 22 | 21 | 13 | 12 | 10 | 12 | 8 | 13 | 5 | 6 | 4 | | | | | | | | | | | | | | | 1145590.0 |
| 1932 | | | | | | | | 2 | 19 | 25 | 46 | 21 | 22 | 13 | 20 | 20 | 22 | 32 | 23 | 20 | 14 | 13 | 16 | 16 | 8 | 4 | 2 | 3 | 5 | 6 | | | | | | 4682050.0 |
| 1933 | | | | | | 5 | 15 | 13 | 6 | 17 | 21 | 13 | 13 | 11 | 7 | 13 | 19 | 19 | 15 | 19 | 22 | 15 | 13 | 18 | 17 | 20 | 13 | 15 | 10 | 7 | 3 | 2 | | | | 7525850.0 |
| 1934 | | | | | 4 | 21 | 46 | 64 | 36 | 25 | 43 | 21 | 26 | 19 | 17 | 10 | 11 | 6 | 7 | 2 | 2 | 2 | 3 | | | | | | | | | | | | | 1337830.0 |
| 1935 | | | | 1 | 27 | 24 | 15 | 17 | 23 | 23 | 33 | 18 | 15 | 25 | 10 | 6 | 19 | 18 | 15 | 15 | 11 | 12 | 5 | 10 | 8 | 11 | 4 | | | | | | | | | 3154250.0 |
| 1936 | | 1 | 29 | 19 | 32 | 20 | 22 | 25 | 15 | 27 | 28 | 12 | 12 | 16 | 11 | 12 | 20 | 11 | 9 | 7 | 5 | 5 | 8 | 13 | 7 | | | | | | | | | | | 2171465.0 |
| 1937 | | | | | | 3 | 3 | 2 | | 18 | 20 | 42 | 19 | 15 | 30 | 24 | 21 | 20 | 23 | 9 | 16 | 10 | 16 | 15 | 17 | 9 | 6 | 4 | 3 | 2 | 3 | 2 | 3 | 2 | 6 | 2 | 6364124.0 |
| 1938 | | | | | | | | | 1 | 5 | 15 | 31 | 12 | 38 | 32 | 23 | 19 | 19 | 19 | 15 | 22 | 21 | 12 | 15 | 19 | 12 | 11 | 9 | 9 | 6 | | | | | | 5346900.0 |
| 1939 | | | | | | | 40 | 13 | 16 | 21 | 10 | 22 | 15 | 11 | 31 | 30 | 21 | 16 | 8 | 12 | 16 | 7 | 7 | 10 | 11 | 10 | 7 | 13 | 4 | 6 | 3 | 3 | | | | 4687150.0 |
| 1940 | | | 13 | 8 | 49 | 42 | 9 | 7 | 11 | 9 | 34 | 11 | 8 | 12 | 20 | 20 | 10 | 2 | 10 | 14 | 10 | | 1 | 3 | 1 | 2 | 2 | 2 | 4 | 2 | | | | | | 2220316.0 |
| 1941 | | 28 | 34 | 31 | 39 | 33 | 33 | 52 | 36 | 16 | 23 | 9 | 7 | 5 | 4 | 4 | 1 | 2 | 1 | 1 | 3 | 3 | | | | | | | | | | | | | | 780501.0 |
| 1942 | | 3 | 2 | 1 | 1 | 7 | 4 | 14 | 16 | 22 | 40 | 28 | 34 | 14 | 15 | 15 | 17 | 23 | 15 | 28 | 9 | 4 | 13 | 16 | 16 | 2 | 2 | 4 | | | | | | | | 3692445.0 |
| 1943 | | | | | | 19 | 21 | 7 | 16 | 12 | 7 | 17 | 16 | 22 | 28 | 32 | 25 | 22 | 17 | 15 | 23 | 11 | 16 | 4 | 2 | 4 | 4 | 4 | 5 | 8 | 4 | 4 | | | | 4433620.0 |
| 1944 | | | | | | 39 | 64 | 53 | 39 | 22 | 11 | 15 | 9 | 8 | 1 | 3 | 8 | 8 | 13 | 9 | 19 | 7 | 8 | 3 | 7 | 3 | 4 | 5 | 1 | 2 | 3 | 2 | | | | 2819640.0 |
| 1945 | | | 9 | 22 | 32 | 23 | 4 | 19 | 20 | 14 | 8 | 16 | 22 | 9 | 17 | 7 | 10 | 12 | 16 | 12 | 11 | 4 | 10 | 17 | 11 | 9 | 5 | 11 | 5 | 5 | 5 | | | | | 5023811.0 |
| 1946 | | | | | | 6 | 13 | 3 | 6 | 5 | 10 | 11 | 15 | 29 | 32 | 26 | 32 | 20 | 11 | 12 | 26 | 30 | 16 | 18 | 18 | 16 | 8 | 2 | | | | | | | | 4390780.0 |
| 1947 | | | 2 | 6 | 18 | 5 | | 4 | 19 | 6 | 24 | 15 | 27 | 29 | 23 | 16 | 18 | 17 | 21 | 16 | 11 | 5 | 15 | 23 | 14 | 11 | 6 | 14 | | | | | | | | 4872082.0 |
| 1948 | | | | | | | 4 | 64 | 41 | 15 | 33 | 40 | 18 | 11 | 5 | 4 | 15 | 17 | 20 | 12 | 11 | 12 | 13 | 3 | 3 | 4 | 1 | 8 | 5 | 2 | | | | | | 3498250.0 |
| 1949 | | | | | | 9 | 9 | 7 | 9 | 4 | 22 | 24 | 27 | 22 | 12 | 15 | 20 | 22 | 13 | 20 | 24 | 19 | 5 | 6 | 21 | 4 | 7 | 9 | 12 | 5 | 7 | 10 | 1 | | | 6352580.0 |
| 1950 | | | | | | | | 13 | 7 | 26 | 30 | 15 | 14 | 15 | 10 | 18 | 18 | 18 | 12 | 33 | 25 | 23 | 11 | 5 | 5 | 3 | 7 | 9 | 18 | 11 | 5 | 10 | 4 | | | 8307300.0 |
| 1951 | | | | | | 5 | 5 | 13 | 14 | 8 | 22 | 13 | 15 | 21 | 27 | 15 | 19 | 14 | 21 | 16 | 19 | 13 | 19 | 27 | 21 | 7 | 10 | 15 | 6 | | | | | | | 6003980.0 |
| 1952 | | | | | 8 | 16 | 14 | 18 | 22 | 16 | 16 | 8 | 6 | 17 | 17 | 11 | 13 | 18 | 12 | 22 | 17 | 20 | 11 | 22 | 24 | 12 | 8 | 11 | 4 | 1 | | | | | | 5623700.0 |
| 1953 | | | | 2 | 29 | 38 | 16 | 16 | 10 | 6 | 34 | 24 | 13 | 20 | 16 | 18 | 16 | 14 | 27 | 22 | 12 | 8 | 8 | 11 | 3 | 2 | | | | | | | | | | 2715236.0 |
| 1954 | | 9 | 22 | 95 | 51 | 22 | 4 | 8 | 13 | 24 | 29 | 18 | 10 | 18 | 7 | 15 | 11 | 9 | 4 | | | | | | | | | | | | | | | | | 955614.0 |
| 1955 | | 2 | 9 | 6 | 41 | 31 | 17 | 15 | 8 | 10 | 19 | 11 | 14 | 16 | 22 | 23 | 22 | 18 | 15 | 9 | 13 | 7 | 6 | 12 | 10 | 6 | 1 | | | | | | | | | 2925820.0 |
| 1956 | | | | | | | 4 | 7 | 10 | 13 | 40 | 18 | 21 | 16 | 27 | 22 | 24 | 25 | 25 | 16 | 11 | 15 | 20 | 23 | 14 | 9 | 3 | 3 | | | | | | | | 4544960.0 |
| 1957 | | | | | 36 | 9 | 11 | 8 | 4 | 20 | 21 | 16 | 19 | 13 | 9 | 25 | 20 | 20 | 14 | 23 | 16 | 13 | 23 | 10 | 6 | 5 | 4 | 7 | 8 | 5 | | | | | | 4855190.0 |
| 1958 | | | | | | | | | 15 | 12 | 8 | 5 | 9 | 15 | 27 | 33 | 28 | 28 | 27 | 34 | 19 | 18 | 21 | 17 | 17 | 10 | 6 | 7 | 5 | 3 | 1 | | | | | 6021570.0 |
| 1959 | | | | | | | 13 | 1 | 16 | 18 | 43 | 21 | 18 | 26 | 21 | 13 | 13 | 21 | 34 | 25 | 25 | 10 | 13 | 13 | 4 | 4 | 3 | 4 | 5 | 2 | 2 | | | | | 4506300.0 |
| 1960 | | | | | | | 1 | 20 | 25 | 18 | 30 | 13 | 15 | 17 | 36 | 36 | 24 | 27 | 15 | 26 | 21 | 9 | 12 | 5 | 6 | 5 | 1 | 4 | | | | | | | | 3581340.0 |
| 1961 | | | | | | 1 | 54 | 64 | 25 | 11 | 32 | 11 | 10 | 13 | 13 | 5 | 9 | 12 | 12 | 14 | 8 | 6 | 8 | 15 | 5 | 9 | 7 | 11 | 1 | 2 | 2 | 3 | 2 | | | 4607100.0 |
| 1962 | | | | | | | 19 | 19 | 5 | 14 | 26 | 28 | 33 | 22 | 32 | 24 | 29 | 14 | 16 | 14 | 8 | 12 | 7 | 16 | 15 | 2 | 6 | 4 | | | | | | | | 3805680.0 |
| 1963 | | | | | | 2 | 11 | 9 | 11 | 63 | 77 | 49 | 17 | 13 | 12 | 17 | 10 | 5 | 12 | 7 | 13 | 2 | 1 | 1 | 8 | 3 | 4 | 3 | 10 | 2 | 3 | | | | | 3003570.0 |
| 1964 | | | 1 | 20 | 46 | 53 | 24 | 14 | 23 | 26 | 7 | 14 | 22 | 6 | 12 | 5 | 7 | 7 | 5 | 8 | 11 | 10 | 7 | 4 | 5 | 6 | 3 | 3 | 4 | 5 | 4 | 4 | | | | 3262880.0 |
| 1965 | | | | 1 | 41 | 21 | 7 | 13 | 20 | 25 | 11 | 23 | 12 | 23 | 29 | 27 | 10 | 12 | 19 | 12 | 10 | 5 | 4 | 8 | 11 | 14 | 4 | 3 | | | | | | | | 2855860.0 |
| 1966 | | | | | | 3 | 20 | 36 | 68 | 34 | 48 | 17 | 17 | 10 | 15 | 11 | 15 | 15 | 9 | 15 | 12 | 3 | 4 | 13 | | | | | | | | | | | | 2188220.0 |
| 1967 | | | | | 10 | 38 | 14 | 15 | 16 | 20 | 21 | 10 | 5 | 21 | 10 | 13 | 17 | 12 | 21 | 26 | 18 | 11 | 19 | 19 | 10 | 6 | 2 | 5 | | | | | | | | 4041700.0 |
| 1968 | | | | | 9 | 7 | 4 | 21 | 21 | 13 | 15 | 10 | 9 | 33 | 19 | 12 | 18 | 24 | 28 | 23 | 26 | 10 | 15 | 18 | 6 | 6 | 5 | 7 | 2 | 2 | 3 | | | | | 4918540.0 |
| 1969 | | | | | | | | 24 | 23 | 4 | 11 | 15 | 14 | 17 | 36 | 23 | 24 | 32 | 25 | 33 | 17 | 9 | 7 | 14 | 11 | 11 | 5 | 2 | 2 | 3 | 3 | | | | | 4898980.0 |
| 1970 | | | | | | | 3 | 18 | 14 | 15 | 31 | 19 | 26 | 21 | 25 | 21 | 20 | 13 | 23 | 25 | 19 | 14 | 22 | 20 | 4 | 2 | 5 | | | | | | | | | 3917600.0 |
| 1971 | | | | | | | 4 | 7 | 27 | 35 | 45 | 24 | 27 | 24 | 32 | 19 | 23 | 24 | 10 | 14 | 5 | 4 | 22 | 3 | 4 | 2 | 4 | 4 | 2 | | | | | | | 3222520.0 |
| 1972 | | | | | | | 19 | 40 | 18 | 26 | 20 | 23 | 5 | 30 | 12 | 20 | 33 | 18 | 15 | 23 | 24 | 9 | 4 | 8 | 2 | 1 | 2 | 8 | 6 | | | | | | | 3709010.0 |
| 1973 | | | | | | | | | | 13 | 26 | 10 | 6 | 7 | 8 | 14 | 22 | 33 | 28 | 29 | 36 | 22 | 32 | 27 | 19 | 15 | 7 | 11 | | | | | | | | 6494780.0 |

| CLASS | CFS | TOTAL | ACCUM | PERCT | CLASS | CFS | TOTAL | ACCUM | PERCT | CLASS | CFS | TOTAL | ACCUM | PERCT | CLASS | CFS | TOTAL | ACCUM | PERCT |
|---|---|---|---|---|---|---|---|---|---|---|---|---|---|---|---|---|---|---|---|
| 0 | 0.00 | 0 | 16436 | 100.0 | 9 | 2300.00 | 796 | 12381 | 75.3 | 18 | 11000.0 | 702 | 4982 | 30.3 | 27 | 53000 | 235 | 542 | 3.2 |
| 1 | 573.00 | 41 | 16436 | 100.0 | 10 | 2700.00 | 1204 | 11585 | 70.5 | 19 | 13000.0 | 811 | 4280 | 26.0 | 28 | 63000 | 134 | 307 | 1.8 |
| 2 | 680.00 | 144 | 16395 | 99.8 | 11 | 3300.00 | 749 | 10381 | 63.2 | 20 | 16000.0 | 617 | 3469 | 21.1 | 29 | 75000 | 81 | 173 | 1.0 |
| 3 | 810.00 | 345 | 16251 | 98.9 | 12 | 3900.00 | 747 | 9632 | 58.6 | 21 | 19000.0 | 434 | 2852 | 17.4 | 30 | 90000 | 53 | 92 | .5 |
| 4 | 970.00 | 684 | 15906 | 96.8 | 13 | 4600.00 | 824 | 8885 | 54.1 | 22 | 22000.0 | 490 | 2418 | 14.7 | 31 | 110000 | 21 | 39 | .2 |
| 5 | 1200.00 | 991 | 15222 | 92.6 | 14 | 5500.00 | 814 | 8061 | 49.0 | 23 | 26000.0 | 564 | 1928 | 11.7 | 32 | 130000 | 10 | 18 | .1 |
| 6 | 1400.00 | 996 | 14631 | 89.0 | 15 | 6600.00 | 741 | 7247 | 44.1 | 24 | 32000.0 | 373 | 1364 | 8.3 | 33 | 150000 | 6 | 8 | .0 |
| 7 | 1600.00 | 952 | 14035 | 85.4 | 16 | 7800.00 | 774 | 6506 | 39.6 | 25 | 38000.0 | 262 | 991 | 6.0 | 34 | 180000 | 2 | 2 | .0 |
| 8 | 1900.00 | 882 | 13243 | 80.6 | 17 | 9300.00 | 750 | 5732 | 34.9 | 26 | 45000.0 | 187 | 729 | 4.4 | | | | | |

LOWEST MEAN DISCHARGE, IN CFS, AND RANKING, FOR THE FOLLOWING NUMBER OF CONSECUTIVE DAYS IN YEAR ENDING MARCH 31

| YEAR | 1 | | 3 | | 7 | | 14 | | 30 | | 60 | | 90 | | 120 | | 183 | | ANNUAL | |
|---|---|---|---|---|---|---|---|---|---|---|---|---|---|---|---|---|---|---|---|---|
| 1929 | 1220.00 | 24 | 1360.00 | 26 | 1420.00 | 27 | 1460.00 | 27 | 1710.00 | 30 | 2470.00 | 36 | 2950.00 | 36 | 3720.00 | 36 | 5160.00 | 35 | 12900.00 | 30 |
| 1930 | 1300.00 | 28 | 1440.00 | 29 | 1460.00 | 29 | 1460.00 | 28 | 1630.00 | 29 | 2140.00 | 31 | 2640.00 | 34 | 3520.00 | 33 | 6570.00 | 40 | 19000.00 | 43 |
| 1931 | 635.00 | 3 | 758.00 | 7 | 841.00 | 9 | 860.00 | 9 | 882.00 | 9 | 918.00 | 6 | 987.00 | 5 | 1020.00 | 4 | 1060.00 | 1 | 2730.00 | 1 |
| 1932 | 925.00 | 13 | 1070.00 | 17 | 1110.00 | 17 | 1150.00 | 19 | 1440.00 | 24 | 2690.00 | 38 | 2560.00 | 33 | 2760.00 | 30 | 3430.00 | 26 | 11800.00 | 28 |
| 1933 | 1780.00 | 39 | 1820.00 | 39 | 2010.00 | 41 | 2290.00 | 41 | 3160.00 | 42 | 4370.00 | 44 | 5290.00 | 43 | 5540.00 | 42 | 5990.00 | 39 | 14800.00 | 33 |
| 1934 | 1300.00 | 26 | 1300.00 | 25 | 1300.00 | 25 | 1400.00 | 25 | 1450.00 | 25 | 1710.00 | 24 | 1910.00 | 20 | 1840.00 | 17 | 2350.00 | 16 | 10800.00 | 23 |
| 1935 | 950.00 | 14 | 970.00 | 13 | 990.00 | 12 | 1040.00 | 12 | 1090.00 | 13 | 1260.00 | 13 | 1550.00 | 13 | 1730.00 | 15 | 2180.00 | 12 | 4740.00 | 3 |
| 1936 | 920.00 | 12 | 940.00 | 12 | 999.00 | 13 | 1130.00 | 16 | 1350.00 | 22 | 1610.00 | 22 | 2170.00 | 27 | 2330.00 | 23 | 2920.00 | 18 | 9210.00 | 19 |
| 1937 | 600.00 | 5 | 683.00 | 5 | 692.00 | 5 | 727.00 | 5 | 810.00 | 3 | 863.00 | 2 | 1010.00 | 6 | 1170.00 | 8 | 2340.00 | 15 | 15200.00 | 35 |
| 1938 | 2330.00 | 42 | 2380.00 | 42 | 2530.00 | 43 | 2790.00 | 43 | 3510.00 | 45 | 4260.00 | 42 | 4420.00 | 41 | 4580.00 | 40 | 5370.00 | 36 | 12600.00 | 29 |
| 1939 | 1250.00 | 25 | 1250.00 | 24 | 1270.00 | 24 | 1290.00 | 24 | 1330.00 | 20 | 1580.00 | 21 | 2070.00 | 25 | 2350.00 | 24 | 3940.00 | 29 | 13900.00 | 32 |
| 1940 | 800.00 | 11 | 833.00 | 11 | 901.00 | 11 | 955.00 | 11 | 1010.00 | 10 | 1070.00 | 10 | 1110.00 | 9 | 1160.00 | 7 | 1830.00 | 9 | 7620.00 | 10 |

LOWEST MEAN DISCHARGE, IN CFS, AND RANKING, FOR THE FOLLOWING NUMBER OF CONSECUTIVE DAYS IN YEAR ENDING MARCH 31

| YEAR | 1 | | 3 | | 7 | | 14 | | 30 | | 60 | | 90 | | 120 | | 183 | | ANNUAL | |
|---|---|---|---|---|---|---|---|---|---|---|---|---|---|---|---|---|---|---|---|---|
| 1941 | 574.00 | 2 | 589.00 | 2 | 600.00 | 2 | 616.00 | 1 | 650.00 | 1 | 710.00 | 1 | 812.00 | 1 | 905.00 | 1 | 1120.00 | 2 | 4940.00 | 4 |
| 1942 | 573.00 | 1 | 586.00 | 1 | 598.00 | 1 | 640.00 | 2 | 876.00 | 8 | 964.00 | 7 | 1120.00 | 10 | 1280.00 | 9 | 2090.00 | 11 | 6370.00 | 5 |
| 1943 | 1080.00 | 18 | 1090.00 | 18 | 1110.00 | 18 | 1130.00 | 17 | 1180.00 | 15 | 1440.00 | 17 | 1910.00 | 21 | 2280.00 | 22 | 4250.00 | 31 | 10900.00 | 24 |
| 1944 | 1000.00 | 16 | 1020.00 | 15 | 1040.00 | 15 | 1070.00 | 14 | 1110.00 | 14 | 1320.00 | 14 | 1310.00 | 11 | 1470.00 | 11 | 1640.00 | 8 | 8720.00 | 16 |
| 1945 | 741.00 | 7 | 755.00 | 6 | 768.00 | 6 | 797.00 | 6 | 856.00 | 6 | 1050.00 | 9 | 1100.00 | 8 | 1300.00 | 10 | 1450.00 | 6 | 11300.00 | 26 |
| 1946 | 1690.00 | 37 | 1720.00 | 37 | 1810.00 | 37 | 1980.00 | 38 | 2120.00 | 37 | 3430.00 | 40 | 5090.00 | 42 | 6650.00 | 44 | 8300.00 | 43 | 15900.00 | 39 |
| 1947 | 756.00 | 8 | 803.00 | 9 | 895.00 | 10 | 954.00 | 10 | 1050.00 | 11 | 1210.00 | 11 | 1530.00 | 12 | 2020.00 | 19 | 3020.00 | 22 | 8150.00 | 11 |
| 1948 | 1580.00 | 34 | 1600.00 | 34 | 1640.00 | 34 | 1700.00 | 35 | 1810.00 | 33 | 1810.00 | 25 | 1920.00 | 22 | 2260.00 | 21 | 3510.00 | 28 | 13100.00 | 31 |
| 1949 | 1100.00 | 19 | 1110.00 | 19 | 1130.00 | 19 | 1190.00 | 22 | 1380.00 | 23 | 1630.00 | 23 | 1940.00 | 23 | 3530.00 | 34 | 4300.00 | 32 | 19400.00 | 44 |
| 1950 | 1780.00 | 38 | 1780.00 | 38 | 1790.00 | 36 | 1860.00 | 36 | 2170.00 | 39 | 2960.00 | 39 | 3380.00 | 39 | 3640.00 | 35 | 4480.00 | 33 | 19700.00 | 45 |
| 1951 | 2400.00 | 43 | 2480.00 | 43 | 2510.00 | 42 | 2600.00 | 42 | 2870.00 | 41 | 4290.00 | 43 | 5490.00 | 44 | 5200.00 | 41 | 7430.00 | 42 | 18500.00 | 42 |
| 1952 | 1120.00 | 21 | 1120.00 | 21 | 1130.00 | 20 | 1180.00 | 20 | 1270.00 | 19 | 1520.00 | 18 | 1890.00 | 19 | 2640.00 | 28 | 4240.00 | 30 | 15500.00 | 36 |
| 1953 | 1140.00 | 22 | 1160.00 | 22 | 1170.00 | 22 | 1190.00 | 21 | 1210.00 | 17 | 1340.00 | 15 | 1620.00 | 18 | 1730.00 | 16 | 2270.00 | 13 | 8310.00 | 13 |
| 1954 | 777.00 | 9 | 784.00 | 8 | 799.00 | 7 | 808.00 | 7 | 816.00 | 4 | 864.00 | 3 | 939.00 | 3 | 952.00 | 3 | 1310.00 | 5 | 4590.00 | 2 |
| 1955 | 660.00 | 4 | 660.00 | 3 | 674.00 | 3 | 697.00 | 3 | 840.00 | 5 | 964.00 | 8 | 1020.00 | 7 | 1110.00 | 6 | 1160.00 | 3 | 6440.00 | 6 |
| 1956 | 1000.00 | 17 | 1020.00 | 16 | 1050.00 | 16 | 1090.00 | 15 | 1250.00 | 18 | 1850.00 | 27 | 3010.00 | 37 | 3770.00 | 37 | 4730.00 | 34 | 10500.00 | 21 |
| 1957 | 990.00 | 15 | 990.00 | 14 | 1000.00 | 14 | 1050.00 | 13 | 1090.00 | 12 | 1260.00 | 12 | 1610.00 | 16 | 1880.00 | 18 | 2940.00 | 19 | 8290.00 | 12 |
| 1958 | 1910.00 | 41 | 1910.00 | 41 | 1980.00 | 40 | 2070.00 | 40 | 2320.00 | 40 | 2660.00 | 37 | 3020.00 | 38 | 4270.00 | 39 | 10300.00 | 44 | 17500.00 | 40 |
| 1959 | 3000.00 | 45 | 3000.00 | 45 | 3000.00 | 45 | 3070.00 | 45 | 3330.00 | 44 | 4770.00 | 45 | 5780.00 | 45 | 7060.00 | 45 | 10700.00 | 45 | 18000.00 | 41 |
| 1960 | 1400.00 | 25 | 1400.00 | 27 | 1420.00 | 26 | 1590.00 | 31 | 1930.00 | 35 | 2260.00 | 33 | 2450.00 | 31 | 2760.00 | 31 | 3420.00 | 25 | 8400.00 | 14 |
| 1961 | 1350.00 | 27 | 1400.00 | 28 | 1440.00 | 28 | 1440.00 | 26 | 1450.00 | 26 | 1520.00 | 19 | 1620.00 | 17 | 1670.00 | 13 | 1900.00 | 10 | 9390.00 | 20 |
| 1962 | 1540.00 | 33 | 1540.00 | 33 | 1540.00 | 32 | 1540.00 | 30 | 1600.00 | 27 | 1820.00 | 26 | 2040.00 | 24 | 2400.00 | 25 | 3470.00 | 27 | 14900.00 | 34 |
| 1963 | 1900.00 | 40 | 1900.00 | 40 | 1930.00 | 39 | 2050.00 | 39 | 2160.00 | 38 | 2400.00 | 34 | 2400.00 | 30 | 2560.00 | 27 | 2940.00 | 20 | 8850.00 | 17 |
| 1964 | 670.00 | 6 | 677.00 | 4 | 690.00 | 4 | 703.00 | 4 | 799.00 | 2 | 879.00 | 4 | 880.00 | 2 | 946.00 | 2 | 1260.00 | 4 | 7140.00 | 8 |
| 1965 | 785.00 | 10 | 808.00 | 10 | 815.00 | 8 | 825.00 | 8 | 875.00 | 7 | 912.00 | 5 | 974.00 | 4 | 1080.00 | 5 | 1600.00 | 7 | 8720.00 | 15 |
| 1966 | 1640.00 | 36 | 1680.00 | 36 | 1850.00 | 38 | 1970.00 | 37 | 2000.00 | 36 | 2220.00 | 32 | 2380.00 | 29 | 2730.00 | 29 | 3060.00 | 23 | 7140.00 | 9 |
| 1967 | 1150.00 | 23 | 1170.00 | 23 | 1190.00 | 23 | 1220.00 | 23 | 1350.00 | 21 | 1520.00 | 20 | 1560.00 | 14 | 1640.00 | 12 | 2280.00 | 14 | 9030.00 | 18 |
| 1968 | 1100.00 | 20 | 1110.00 | 20 | 1130.00 | 21 | 1140.00 | 18 | 1200.00 | 16 | 1420.00 | 16 | 1560.00 | 15 | 1730.00 | 14 | 2790.00 | 17 | 10800.00 | 22 |
| 1969 | 1620.00 | 35 | 1640.00 | 35 | 1660.00 | 35 | 1680.00 | 34 | 1780.00 | 32 | 2010.00 | 29 | 2500.00 | 32 | 4110.00 | 38 | 5500.00 | 37 | 15500.00 | 37 |
| 1970 | 2450.00 | 44 | 2520.00 | 44 | 2700.00 | 44 | 2950.00 | 44 | 3260.00 | 43 | 3790.00 | 41 | 4350.00 | 40 | 6290.00 | 43 | 6940.00 | 41 | 11400.00 | 27 |
| 1971 | 1410.00 | 30 | 1470.00 | 31 | 1630.00 | 33 | 1650.00 | 32 | 1720.00 | 31 | 2030.00 | 30 | 2280.00 | 28 | 2530.00 | 26 | 2980.00 | 21 | 10900.00 | 25 |
| 1972 | 1440.00 | 32 | 1460.00 | 30 | 1470.00 | 30 | 1510.00 | 29 | 1630.00 | 28 | 1970.00 | 28 | 2120.00 | 26 | 2180.00 | 20 | 3330.00 | 24 | 6920.00 | 7 |
| 1973 | 1430.00 | 31 | 1490.00 | 32 | 1540.00 | 31 | 1670.00 | 33 | 1880.00 | 34 | 2430.00 | 35 | 2920.00 | 35 | 3390.00 | 32 | 5730.00 | 38 | 15800.00 | 38 |

HIGHEST MEAN DISCHARGE, IN CFS, AND RANKING, FOR THE FOLLOWING NUMBER OF CONSECUTIVE DAYS IN YEAR ENDING SEPTEMBER 30

| YEAR | 1 | | 3 | | 7 | | 15 | | 30 | | 60 | | 90 | | 120 | | 183 | | ANNUAL | |
|---|---|---|---|---|---|---|---|---|---|---|---|---|---|---|---|---|---|---|---|---|
| 1929 | 73100.0 | 22 | 72500.0 | 22 | 70300.0 | 20 | 60000.0 | 18 | 40400.0 | 23 | 32000.0 | 20 | 30500.0 | 16 | 29000.0 | 12 | 26900.0 | 6 | 16100.0 | 8 |
| 1930 | 134000.0 | 3 | 128000.0 | 4 | 114000.0 | 4 | 94300.0 | 3 | 63500.0 | 4 | 44600.0 | 6 | 37800.0 | 6 | 31400.0 | 8 | 22900.0 | 12 | 12500.0 | 19 |
| 1931 | 18600.0 | 44 | 18200.0 | 44 | 16200.0 | 44 | 13300.0 | 43 | 9960.0 | 43 | 7940.0 | 43 | 6280.0 | 43 | 5370.0 | 43 | 4680.0 | 43 | 3140.0 | 43 |
| 1932 | 84000.0 | 16 | 82300.0 | 16 | 78700.0 | 16 | 69500.0 | 9 | 52100.0 | 9 | 39400.0 | 11 | 31200.0 | 15 | 26100.0 | 15 | 20400.0 | 19 | 12800.0 | 16 |
| 1933 | 114000.0 | 5 | 112000.0 | 5 | 102000.0 | 6 | 76800.0 | 6 | 52700.0 | 8 | 49400.0 | 4 | 44300.0 | 4 | 39300.0 | 3 | 35400.0 | 2 | 20600.0 | 2 |
| 1934 | 25200.0 | 42 | 24500.0 | 42 | 21300.0 | 42 | 15000.0 | 42 | 10900.0 | 42 | 8430.0 | 42 | 6440.0 | 42 | 5730.0 | 42 | 4860.0 | 42 | 3670.0 | 42 |
| 1935 | 48000.0 | 35 | 47500.0 | 35 | 45000.0 | 35 | 42200.0 | 30 | 32100.0 | 32 | 22900.0 | 34 | 21300.0 | 34 | 19200.0 | 32 | 14600.0 | 32 | 8640.0 | 33 |
| 1936 | 37600.0 | 40 | 36600.0 | 40 | 32700.0 | 40 | 27600.0 | 40 | 24000.0 | 39 | 20600.0 | 38 | 16900.0 | 39 | 13700.0 | 40 | 10300.0 | 40 | 5930.0 | 41 |
| 1937 | 182000.0 | 1 | 179000.0 | 1 | 168000.0 | 1 | 144000.0 | 1 | 100000.0 | 1 | 62100.0 | 2 | 44900.0 | 3 | 39000.0 | 4 | 29400.0 | 4 | 17400.0 | 4 |
| 1938 | 71000.0 | 23 | 68300.0 | 23 | 59800.0 | 25 | 56300.0 | 23 | 53000.0 | 7 | 40700.0 | 8 | 31300.0 | 12 | 27500.0 | 13 | 22200.0 | 15 | 14600.0 | 10 |
| 1939 | 102000.0 | 9 | 98600.0 | 9 | 87900.0 | 9 | 64200.0 | 13 | 42300.0 | 20 | 39900.0 | 9 | 37000.0 | 7 | 30400.0 | 9 | 22700.0 | 13 | 12800.0 | 17 |
| 1940 | 77400.0 | 19 | 75900.0 | 19 | 70700.0 | 19 | 54500.0 | 24 | 35500.0 | 29 | 21200.0 | 36 | 17400.0 | 38 | 14800.0 | 38 | 11000.0 | 39 | 6070.0 | 39 |
| 1941 | 20800.0 | 43 | 20200.0 | 43 | 18200.0 | 43 | 12600.0 | 44 | 8080.0 | 45 | 4900.0 | 45 | 4480.0 | 45 | 3790.0 | 45 | 3190.0 | 45 | 2140.0 | 45 |
| 1942 | 59000.0 | 30 | 57400.0 | 29 | 52200.0 | 30 | 36600.0 | 34 | 27300.0 | 35 | 24700.0 | 31 | 22400.0 | 30 | 19300.0 | 31 | 16500.0 | 28 | 10100.0 | 28 |
| 1943 | 97400.0 | 11 | 93800.0 | 11 | 82100.0 | 12 | 66900.0 | 10 | 45000.0 | 15 | 28200.0 | 25 | 31200.0 | 13 | 25600.0 | 17 | 20500.0 | 18 | 12100.0 | 22 |
| 1944 | 91200.0 | 14 | 90500.0 | 14 | 81200.0 | 13 | 61600.0 | 16 | 44500.0 | 16 | 31400.0 | 22 | 24900.0 | 25 | 20100.0 | 28 | 13900.0 | 35 | 7700.0 | 37 |
| 1945 | 105000.0 | 8 | 102000.0 | 8 | 96700.0 | 7 | 76600.0 | 7 | 56700.0 | 6 | 45500.0 | 5 | 35900.0 | 8 | 33600.0 | 5 | 25100.0 | 9 | 13800.0 | 11 |
| 1946 | 45000.0 | 38 | 43800.0 | 38 | 40300.0 | 38 | 31200.0 | 38 | 24200.0 | 38 | 22200.0 | 35 | 21400.0 | 33 | 18900.0 | 33 | 17500.0 | 24 | 12000.0 | 23 |
| 1947 | 60200.0 | 28 | 59400.0 | 28 | 58600.0 | 27 | 49200.0 | 28 | 40500.0 | 21 | 38200.0 | 13 | 32300.0 | 10 | 26100.0 | 16 | 22400.0 | 14 | 13300.0 | 14 |
| 1948 | 75200.0 | 21 | 72600.0 | 21 | 63400.0 | 24 | 50400.0 | 25 | 48200.0 | 13 | 31500.0 | 21 | 25500.0 | 22 | 20800.0 | 26 | 16000.0 | 30 | 9560.0 | 30 |
| 1949 | 110000.0 | 6 | 109000.0 | 6 | 104000.0 | 5 | 93500.0 | 4 | 79300.0 | 3 | 57200.0 | 3 | 47300.0 | 2 | 41100.0 | 2 | 30300.0 | 3 | 17400.0 | 5 |
| 1950 | 136000.0 | 2 | 136000.0 | 2 | 129000.0 | 2 | 119000.0 | 2 | 95500.0 | 2 | 77400.0 | 1 | 61100.0 | 1 | 53300.0 | 1 | 39700.0 | 1 | 22800.0 | 1 |
| 1951 | 69300.0 | 24 | 68000.0 | 24 | 65400.0 | 22 | 56600.0 | 22 | 39600.0 | 24 | 34500.0 | 18 | 31900.0 | 11 | 30200.0 | 10 | 27600.0 | 5 | 16400.0 | 7 |
| 1952 | 76500.0 | 20 | 74600.0 | 20 | 67700.0 | 21 | 57300.0 | 20 | 40500.0 | 22 | 36200.0 | 15 | 33500.0 | 9 | 31500.0 | 7 | 26200.0 | 7 | 15400.0 | 9 |
| 1953 | 40000.0 | 39 | 38900.0 | 39 | 35200.0 | 39 | 27600.0 | 39 | 23600.0 | 40 | 18600.0 | 40 | 17600.0 | 37 | 15100.0 | 37 | 12500.0 | 38 | 7440.0 | 38 |
| 1954 | 12300.0 | 45 | 11900.0 | 45 | 10900.0 | 45 | 10200.0 | 45 | 9050.0 | 44 | 7140.0 | 44 | 6010.0 | 44 | 5330.0 | 44 | 4230.0 | 44 | 2620.0 | 44 |
| 1955 | 45600.0 | 37 | 44400.0 | 37 | 41600.0 | 37 | 35500.0 | 36 | 33200.0 | 30 | 24800.0 | 30 | 20500.0 | 36 | 17500.0 | 36 | 13800.0 | 36 | 8020.0 | 35 |
| 1956 | 60000.0 | 29 | 57200.0 | 30 | 45800.0 | 34 | 39000.0 | 33 | 32500.0 | 31 | 26600.0 | 29 | 23700.0 | 28 | 21200.0 | 24 | 18200.0 | 23 | 12400.0 | 20 |
| 1957 | 84000.0 | 17 | 82000.0 | 17 | 75200.0 | 17 | 56800.0 | 21 | 39200.0 | 26 | 35500.0 | 16 | 31200.0 | 14 | 29000.0 | 11 | 23100.0 | 11 | 13300.0 | 15 |
| 1958 | 90200.0 | 15 | 85900.0 | 15 | 79300.0 | 15 | 65700.0 | 12 | 43500.0 | 18 | 29900.0 | 23 | 24900.0 | 26 | 23600.0 | 21 | 18900.0 | 22 | 16500.0 | 6 |
| 1959 | 97500.0 | 10 | 93500.0 | 12 | 81100.0 | 14 | 59500.0 | 19 | 48600.0 | 12 | 37000.0 | 14 | 29800.0 | 18 | 25200.0 | 19 | 19900.0 | 20 | 12300.0 | 21 |
| 1960 | 57900.0 | 31 | 55700.0 | 32 | 51000.0 | 32 | 39100.0 | 32 | 26200.0 | 37 | 18800.0 | 39 | 15400.0 | 40 | 14400.0 | 39 | 14800.0 | 31 | 9790.0 | 29 |
| 1961 | 132000.0 | 4 | 129000.0 | 3 | 119000.0 | 3 | 85700.0 | 5 | 60100.0 | 5 | 42400.0 | 7 | 39400.0 | 5 | 32700.0 | 6 | 23200.0 | 10 | 12600.0 | 18 |
| 1962 | 55000.0 | 33 | 54700.0 | 33 | 52100.0 | 31 | 43200.0 | 29 | 36800.0 | 28 | 27200.0 | 27 | 25400.0 | 23 | 21400.0 | 23 | 16500.0 | 29 | 10400.0 | 26 |
| 1963 | 82500.0 | 18 | 81000.0 | 18 | 71200.0 | 18 | 61700.0 | 15 | 51200.0 | 11 | 33100.0 | 19 | 24800.0 | 27 | 19900.0 | 29 | 14100.0 | 34 | 8230.0 | 34 |
| 1964 | 108000.0 | 7 | 104000.0 | 7 | 92400.0 | 8 | 71000.0 | 8 | 45200.0 | 14 | 39600.0 | 10 | 29300.0 | 19 | 23700.0 | 20 | 16700.0 | 27 | 8910.0 | 31 |
| 1965 | 47500.0 | 36 | 46500.0 | 36 | 44500.0 | 36 | 32400.0 | 37 | 27900.0 | 34 | 21000.0 | 37 | 21700.0 | 32 | 18000.0 | 34 | 13400.0 | 37 | 7820.0 | 36 |
| 1966 | 31800.0 | 41 | 31100.0 | 41 | 29800.0 | 41 | 23200.0 | 41 | 18100.0 | 41 | 12700.0 | 41 | 12600.0 | 41 | 11900.0 | 41 | 9840.0 | 41 | 6000.0 | 40 |
| 1967 | 61400.0 | 27 | 60600.0 | 27 | 56800.0 | 28 | 41600.0 | 31 | 29400.0 | 33 | 23600.0 | 33 | 22700.0 | 29 | 19900.0 | 30 | 19000.0 | 21 | 11100.0 | 24 |
| 1968 | 96000.0 | 12 | 94200.0 | 10 | 84600.0 | 11 | 62000.0 | 14 | 39600.0 | 25 | 27700.0 | 26 | 26500.0 | 21 | 23100.0 | 22 | 21400.0 | 16 | 13400.0 | 12 |
| 1969 | 94600.0 | 13 | 92900.0 | 13 | 84900.0 | 10 | 66600.0 | 11 | 51900.0 | 10 | 35200.0 | 17 | 27100.0 | 20 | 25400.0 | 18 | 20800.0 | 17 | 13400.0 | 13 |
| 1970 | 51200.0 | 34 | 50200.0 | 34 | 46100.0 | 33 | 35800.0 | 35 | 26600.0 | 36 | 23800.0 | 32 | 22000.0 | 31 | 20900.0 | 25 | 16900.0 | 26 | 10700.0 | 25 |
| 1971 | 63500.0 | 26 | 62600.0 | 26 | 59100.0 | 26 | 49600.0 | 27 | 37200.0 | 27 | 26800.0 | 28 | 20800.0 | 35 | 17600.0 | 35 | 14300.0 | 33 | 8830.0 | 32 |
| 1972 | 66900.0 | 25 | 66300.0 | 25 | 64600.0 | 23 | 61000.0 | 17 | 43200.0 | 19 | 29300.0 | 24 | 24900.0 | 24 | 20700.0 | 27 | 17100.0 | 25 | 10100.0 | 27 |
| 1973 | 57800.0 | 32 | 56400.0 | 31 | 55700.0 | 29 | 49800.0 | 26 | 43800.0 | 17 | 38300.0 | 12 | 29900.0 | 17 | 26900.0 | 14 | 25600.0 | 8 | 17800.0 | 3 |

STATISTICS ON NORMAL MONTHLY MEANS(ALL DAYS)

| OCT | NOV | DEC | JAN | FEB | MARCH | APRIL | MAY | JUNE | JULY | AUG | SEPT |
|---|---|---|---|---|---|---|---|---|---|---|---|
| BY ROWS(MEAN,VARIANCE,STANDARD DEVIATION, SKEWNESS, COEFF. OF VARIATION,PERCENTAGE OF AVERAGE FLOW) | | | | | | | | | | | |
| 0.2652E+04 | 0.5197E+04 | 0.8949E+04 | 0.1792E+05 | 0.1812E+05 | 0.2213E+05 | 0.2159E+05 | 0.1621E+05 | 0.1021E+05 | 0.6841E+04 | 0.3742E+04 | 0.2609E+04 |
| 0.5289E+07 | 0.2927E+08 | 0.7503E+08 | 0.4665E+09 | 0.1906E+09 | 0.1587E+09 | 0.1310E+09 | 0.1486E+09 | 0.5375E+08 | 0.3230E+08 | 0.8597E+07 | 0.2804E+07 |
| 0.2300E+04 | 0.5410E+04 | 0.8662E+04 | 0.2160E+05 | 0.1380E+05 | 0.1260E+05 | 0.1145E+05 | 0.1219E+05 | 0.7332E+04 | 0.5683E+04 | 0.2932E+04 | 0.1675E+04 |
| 0.2438E+01 | 0.1726E+01 | 0.1322E+01 | 0.2032E+01 | 0.1213E+01 | 0.5144F+00 | 0.4499E+00 | 0.1536E+01 | 0.1320E+01 | 0.1815E+01 | 0.3506E+01 | 0.2213E+01 |
| 0.8673E+00 | 0.1041E+01 | 0.9679E+00 | 0.1205E+01 | 0.7618E+00 | 0.5693E+00 | 0.5302E+00 | 0.7521E+00 | 0.7178E+00 | 0.8307E+00 | 0.7836E+00 | 0.6418E+00 |
| 0.1947E+01 | 0.3816E+01 | 0.6572E+01 | 0.1316E+02 | 0.1331E+02 | 0.1625E+02 | 0.1585E+02 | 0.1190E+02 | 0.7500E+01 | 0.5024E+01 | 0.2748E+01 | 0.1916E+01 |

STATISTICS ON NORMAL ANNUAL MEANS(ALL DAYS)

| MEAN | VARIANCE | STANDARD DEVIATION | SKEWNESS | COEFF. OF VARIATION | SERIAL CORR |
|---|---|---|---|---|---|
| 0.1131E+05 | 0.2116E+08 | 0.4600E+04 | 0.1076E+00 | 0.4067E+00 | 0.2490E+00 |

STATISTICS ON LOG MONTHLY MEANS(ALL DAYS)

| OCT | NOV | DEC | JAN | FEB | MARCH | APRIL | MAY | JUNE | JULY | AUG | SEPT |
|---|---|---|---|---|---|---|---|---|---|---|---|
| BY ROWS(MEAN,VARIANCE,STANDARD DEVIATION, SKEWNESS, COEFF. OF VARIATION,PERCENTAGE OF AVERAGE FLOW) | | | | | | | | | | | |
| 0.3315E+01 | 0.3517E+01 | 0.3734E+01 | 0.3989E+01 | 0.4104E+01 | 0.4255E+01 | 0.4266E+01 | 0.4100E+01 | 0.3908E+01 | 0.3714E+01 | 0.3488E+01 | 0.3351E+01 |
| 0.8393E-01 | 0.1716E+00 | 0.2153E+00 | 0.2460E+00 | 0.1727E+00 | 0.9995E-01 | 0.6640E-01 | 0.1036E+00 | 0.9190E-01 | 0.1064E+00 | 0.7073E-01 | 0.5388E-01 |
| 0.2897E+00 | 0.4142E+00 | 0.4640E+00 | 0.4960E+00 | 0.4156E+00 | 0.3161E+00 | 0.2577E+00 | 0.3218E+00 | 0.3031E+00 | 0.3261E+00 | 0.2659E+00 | 0.2321E+00 |
| 0.7507E+00 | 0.3741E+00 | -0.3538E-01 | 0.6540E-01 | -0.6909E+00 | -0.1078E+01 | -0.4322E+00 | -0.2657E+00 | 0.4229E-01 | 0.1412E+00 | 0.1917E+00 | 0.5074E+00 |
| 0.8738E-01 | 0.1178E+00 | 0.1243E+00 | 0.1243E+00 | 0.1013E+00 | 0.7430E-01 | 0.6040E-01 | 0.7850E-01 | 0.7758E-01 | 0.8781E-01 | 0.7624E-01 | 0.6928E-01 |
| 0.7248E+01 | 0.7690E+01 | 0.8163E+01 | 0.8721E+01 | 0.8972E+01 | 0.9303E+01 | 0.9327E+01 | 0.8962E+01 | 0.8543E+01 | 0.8119E+01 | 0.7626E+01 | 0.7325E+01 |

STATISTICS ON LOG ANNUAL MEANS(ALL DAYS)

| MEAN | VARIANCE | STANDARD DEVIATION | SKEWNESS | COEFF. OF VARIATION | SERIAL CORR |
|---|---|---|---|---|---|
| 0.4007E+01 | 0.5018E-01 | 0.2240E+00 | -0.1306E+0) | 0.5590E-01 | 0.1732E+00 |

**ANNUAL PEAKS**

| | | | |
|---|---|---|---|
| 1907 | 190000 | 1949 | 110000 |
| 1913 | 235000 | 1950 | 140000 |
| 1925 | 27400 | 1951 | 69300 |
| 1926 | 54200 | 1952 | 76500 |
| 1927 | 102000 | 1953 | 40500 |
| 1928 | 52000 | 1954 | 12300 |
| 1929 | 73100 | 1955 | 45600 |
| 1930 | 159000 | 1956 | 60000 |
| 1931 | 18600 | 1957 | 84000 |
| 1932 | 84000 | 1958 | 92300 |
| 1933 | 114000 | 1959 | 100000 |
| 1934 | 25200 | 1960 | 57900 |
| 1935 | 48500 | 1961 | 132000 |
| 1936 | 38300 | 1962 | 55900 |
| 1937 | 183000 | 1963 | 82500 |
| 1938 | 71000 | 1964 | 108000 |
| 1939 | 104000 | 1965 | 48000 |
| 1940 | 77400 | 1966 | 32100 |
| 1941 | 21300 | 1967 | 62000 |
| 1942 | 59000 | 1968 | 96600 |
| 1943 | 98900 | 1969 | 94800 |
| 1944 | 91200 | 1970 | 51600 |
| 1945 | 105000 | 1971 | 64300 |
| 1946 | 45500 | 1972 | 67000 |
| 1947 | 60200 | 1973 | 58600 |
| 1948 | 77000 | | |

## 03374455 Patoka River near Hardinsburg, Ind.

LOCATION.--Lat 38°26'41", long 86°23'14", in NW¼SE¼ sec.10, T.1 S., R.1 E., Orange County, on downstream edge of center pier of county road bridge, 0.2 mile (0.3 km) upstream from left-bank tributary, 0.7 mile (1.1 km) northeast of Valeene, and 6.0 miles (9.7 km) southwest of Hardinsburg.

DRAINAGE AREA.--12.8 mi² (33.2 km²).

DURATION TABLE OF DAILY DISCHARGE FOR YEAR ENDING SEPTEMBER 30

| YEAR | CLASS 0 | 1 | 2 | 3 | 4 | 5 | 6 | 7 | 8 | 9 | 10 | 11 | 12 | 13 | 14 | 15 | 16 | 17 | 18 | 19 | 20 | 21 | 22 | 23 | 24 | 25 | 26 | 27 | 28 | 29 | 30 | 31 | 32 | 33 | 34 | CFS_DAYS |
|---|---|---|---|---|---|---|---|---|---|---|---|---|---|---|---|---|---|---|---|---|---|---|---|---|---|---|---|---|---|---|---|---|---|---|---|---|
| | NUMBER OF DAYS IN CLASS | | | | | | | | | | | | | | | | | | | | | | | | | | | | | | | | | | | |
| 1969 | | | | | | | | | | 25 | 42 | 8 | 25 | 22 | 16 | 21 | 34 | 27 | 17 | 20 | 28 | 19 | 20 | 11 | 8 | 7 | 7 | 1 | 1 | 4 | 2 | | | | | 8852.1 |
| 1970 | | | | | | | | | 11 | 53 | 31 | 19 | 6 | 24 | 21 | 17 | 19 | 16 | 24 | 23 | 21 | 20 | 14 | 14 | 8 | 8 | 6 | | 7 | 2 | 1 | | | | | 8335.3 |
| 1971 | 4 | | | 1 | 1 | 4 | 7 | 2 | 7 | 18 | 9 | 24 | 11 | 23 | 23 | 23 | 29 | 39 | 31 | 20 | 19 | 22 | 14 | 9 | 12 | 4 | 4 | 3 | 1 | | 1 | | | | | 6432.6 |
| 1972 | 15 | 2 | | 3 | 4 | 3 | 19 | 23 | 30 | 18 | 7 | 23 | 20 | 12 | 11 | 9 | 16 | 21 | 27 | 14 | 27 | 18 | 13 | 10 | 3 | 5 | 5 | | 3 | 4 | | 1 | | | | 7241.0 |
| 1973 | | | | 2 | 8 | 7 | 10 | 13 | 10 | 8 | 5 | 4 | 9 | 13 | 17 | 17 | 30 | 25 | 28 | 23 | 24 | 26 | 22 | 19 | 15 | 9 | 8 | 5 | 1 | 4 | 2 | 1 | | | | 11877.4 |

| CLASS | CFS | TOTAL | ACCUM | PERCT | CLASS | CFS | TOTAL | ACCUM | PERCT | CLASS | CFS | TOTAL | ACCUM | PERCT | CLASS | CFS | TOTAL | ACCUM | PERCT |
|---|---|---|---|---|---|---|---|---|---|---|---|---|---|---|---|---|---|---|---|
| 0 | 0.00 | 19 | 1826 | 100.0 | 9 | 0.40 | 122 | 1640 | 89.8 | 18 | 8.3 | 127 | 750 | 41.1 | 27 | 170 | 9 | 44 | 2.4 |
| 1 | 0.01 | 2 | 1807 | 99.0 | 10 | 0.60 | 94 | 1518 | 83.1 | 19 | 12.0 | 100 | 623 | 34.1 | 28 | 240 | 13 | 35 | 1.9 |
| 2 | 0.02 | 0 | 1805 | 98.8 | 11 | 0.80 | 78 | 1424 | 78.0 | 20 | 16.0 | 119 | 523 | 28.6 | 29 | 330 | 14 | 22 | 1.2 |
| 3 | 0.03 | 6 | 1805 | 98.8 | 12 | 1.10 | 71 | 1346 | 73.7 | 21 | 23.0 | 105 | 404 | 22.1 | 30 | 470 | 6 | 8 | .4 |
| 4 | 0.05 | 13 | 1799 | 98.5 | 13 | 1.50 | 94 | 1275 | 69.8 | 22 | 32.0 | 83 | 299 | 16.4 | 31 | 650 | 2 | 2 | .1 |
| 5 | 0.07 | 14 | 1786 | 97.8 | 14 | 2.20 | 88 | 1181 | 64.7 | 23 | 44.0 | 63 | 216 | 11.8 | 32 | | | | |
| 6 | 0.10 | 16 | 1772 | 97.0 | 15 | 3.00 | 87 | 1093 | 59.9 | 24 | 62.0 | 46 | 153 | 8.4 | 33 | | | | |
| 7 | 0.20 | 38 | 1736 | 95.1 | 16 | 4.20 | 128 | 1006 | 55.1 | 25 | 87.0 | 33 | 107 | 5.9 | 34 | | | | |
| 8 | 0.30 | 58 | 1698 | 93.0 | 17 | 5.90 | 128 | 878 | 48.1 | 26 | 120.0 | 30 | 74 | 4.1 | | | | | |

LOWEST MEAN DISCHARGE, IN CFS, AND RANKING, FOR THE FOLLOWING NUMBER OF CONSECUTIVE DAYS IN YEAR ENDING MARCH 31

| YEAR | 1 | | 3 | | 7 | | 14 | | 30 | | 60 | | 90 | | 120 | | 183 | | ANNUAL | |
|---|---|---|---|---|---|---|---|---|---|---|---|---|---|---|---|---|---|---|---|---|
| 1970 | 0.40 | 4 | 0.42 | 4 | 0.43 | 4 | 0.45 | 4 | 0.51 | 4 | 0.53 | 2 | 1.35 | 4 | 2.13 | 4 | 4.36 | 4 | 21.60 | 2 |
| 1971 | 0.00 | 1 | 0.00 | 1 | 0.03 | 2 | 0.21 | 2 | 0.36 | 2 | 0.82 | 4 | 0.97 | 3 | 1.49 | 3 | 4.33 | 3 | 23.80 | 3 |
| 1972 | 0.05 | 3 | 0.08 | 3 | 0.11 | 3 | 0.22 | 3 | 0.37 | 3 | 0.57 | 3 | 0.63 | 2 | 0.84 | 2 | 1.44 | 2 | 15.90 | 1 |
| 1973 | 0.00 | 2 | 0.00 | 2 | 0.00 | 1 | 0.00 | 1 | 0.05 | 1 | 0.09 | 1 | 0.21 | 1 | 0.39 | 1 | 1.26 | 1 | 26.50 | 4 |

HIGHEST MEAN DISCHARGE, IN CFS, AND RANKING, FOR THE FOLLOWING NUMBER OF CONSECUTIVE DAYS IN YEAR ENDING SEPTEMBER 30

| YEAR | 1 | | 3 | | 7 | | 15 | | 30 | | 60 | | 90 | | 120 | | 183 | | ANNUAL | |
|---|---|---|---|---|---|---|---|---|---|---|---|---|---|---|---|---|---|---|---|---|
| 1969 | 574.0 | 3 | 400.0 | 3 | 217.0 | 3 | 144.0 | 3 | 88.4 | 3 | 62.8 | 4 | 49.0 | 4 | 46.8 | 4 | 43.8 | 2 | 24.3 | 2 |
| 1970 | 504.0 | 4 | 352.0 | 4 | 198.0 | 4 | 108.0 | 4 | 79.5 | 4 | 78.2 | 3 | 61.0 | 3 | 56.4 | 2 | 42.7 | 3 | 22.8 | 3 |
| 1971 | 495.0 | 5 | 263.0 | 5 | 144.0 | 5 | 97.6 | 5 | 67.2 | 5 | 46.0 | 5 | 44.6 | 5 | 38.2 | 5 | 32.3 | 5 | 17.6 | 5 |
| 1972 | 652.0 | 2 | 428.0 | 1 | 295.0 | 1 | 168.0 | 1 | 104.0 | 2 | 88.2 | 2 | 66.8 | 2 | 53.9 | 3 | 39.0 | 4 | 19.8 | 4 |
| 1973 | 750.0 | 1 | 402.0 | 2 | 217.0 | 2 | 157.0 | 2 | 108.0 | 1 | 92.3 | 1 | 68.5 | 1 | 58.7 | 1 | 50.0 | 1 | 32.5 | 1 |

STATISTICS ON NORMAL MONTHLY MEANS(ALL DAYS)

| OCT | NOV | DEC | JAN | FEB | MARCH | APRIL | MAY | JUNE | JULY | AUG | SEPT |
|---|---|---|---|---|---|---|---|---|---|---|---|
| BY ROWS(MEAN,VARIANCE,STANDARD DEVIATION, SKEWNESS, COEFF. OF VARIATION,PERCENTAGE OF AVERAGE FLOW) | | | | | | | | | | | |
| 0.9497E+00 | 0.7278E+01 | 0.2692E+02 | 0.3110E+02 | 0.3159E+02 | 0.5686E+02 | 0.6511E+02 | 0.2844E+02 | 0.1799E+02 | 0.1060E+02 | 0.3704E+01 | 0.9704E+00 |
| 0.1454E+01 | 0.2095E+02 | 0.3624E+03 | 0.5976E+03 | 0.2791E+03 | 0.1171E+04 | 0.1045E+04 | 0.2794E+03 | 0.3262E+03 | 0.3335E+03 | 0.1988E+02 | 0.1204E+01 |
| 0.1206E+01 | 0.4577E+01 | 0.1904E+02 | 0.2445E+02 | 0.1671E+02 | 0.3422E+02 | 0.3233E+02 | 0.1671E+02 | 0.1806E+02 | 0.1826E+02 | 0.4459E+01 | 0.1097E+01 |
| 0.2090E+01 | 0.1046E+00 | 0.4850E+00 | 0.1890E+01 | 0.1260E+01 | 0.1048E+00 | -0.7205E+00 | 0.5313E+00 | 0.6362E+00 | 0.2156E+01 | 0.2023E+01 | 0.1763E+01 |
| 0.1270E+01 | 0.6289E+00 | 0.7073E+00 | 0.7860E+00 | 0.5289E+00 | 0.6019E+00 | 0.4966E+00 | 0.5878E+00 | 0.1004E+01 | 0.1723E+01 | 0.1204E+01 | 0.1131E+01 |
| 0.3374E+00 | 0.2585E+01 | 0.9562E+01 | 0.1105E+02 | 0.1122E+02 | 0.2020E+02 | 0.2313E+02 | 0.1010E+02 | 0.6391E+01 | 0.3766E+01 | 0.1316E+01 | 0.3447E+00 |

STATISTICS ON NORMAL ANNUAL MEANS(ALL DAYS)

| MEAN | VARIANCE | STANDARD DEVIATION | SKEWNESS | COEFF. OF VARIATION | SERIAL CORR |
|---|---|---|---|---|---|
| 0.2341E+02 | 0.3276E+02 | 0.5724E+01 | 0.1158E+01 | 0.2445E+00 | -0.1905E+00 |

STATISTICS ON LOG MONTHLY MEANS(ALL DAYS)

| OCT | NOV | DEC | JAN | FEB | MARCH | APRIL | MAY | JUNE | JULY | AUG | SEPT |
|---|---|---|---|---|---|---|---|---|---|---|---|
| BY ROWS(MEAN,VARIANCE,STANDARD DEVIATION, SKEWNESS, COEFF. OF VARIATION,PERCENTAGE OF AVERAGE FLOW) | | | | | | | | | | | |
| -0.2641E+00 | 0.7424E+00 | 0.1331E+01 | 0.1407E+01 | 0.1454E+01 | 0.1674E+01 | 0.1747E+01 | 0.1388E+01 | 0.9328E+00 | 0.5303E+00 | 0.3385E+00 | -0.2598E+00 |
| 0.2561E+00 | 0.1838E+00 | 0.1131E+00 | 0.8383E-01 | 0.4788E-01 | 0.1003E+00 | 0.9215E-01 | 0.7570E-01 | 0.4941E+00 | 0.4877E+00 | 0.2577E+00 | 0.3144E+00 |
| 0.5061E+00 | 0.4287E+00 | 0.3364E+00 | 0.2895E+00 | 0.2188E+00 | 0.3167E+00 | 0.3036E+00 | 0.2751E+00 | 0.7029E+00 | 0.6983E+00 | 0.5077E+00 | 0.5607E+00 |
| 0.4557E+00 | -0.1674E+01 | 0.5758E-01 | 0.1134E+01 | 0.4449E+00 | -0.6286E+00 | -0.1571E+01 | -0.1747E+00 | -0.6046E+00 | 0.1269E+01 | 0.1482E+00 | -0.3643E+00 |
| -0.1916E+01 | 0.5774E+00 | 0.2527E+00 | 0.2058E+00 | 0.1505E+00 | 0.1892E+00 | 0.1738E+00 | 0.1982E+00 | 0.7535E+00 | 0.1317E+01 | 0.1500E+01 | -0.2158E+01 |
| -0.2397E+01 | 0.6737E+01 | 0.1208E+02 | 0.1276E+02 | 0.1320E+02 | 0.1519E+02 | 0.1585E+02 | 0.1259E+02 | 0.8464E+01 | 0.4812E+01 | 0.3071E+01 | -0.2358E+01 |

STATISTICS ON LOG ANNUAL MEANS(ALL DAYS)

| MEAN | VARIANCE | STANDARD DEVIATION | SKEWNESS | COEFF. OF VARIATION | SERIAL CORR |
|---|---|---|---|---|---|
| 0.1360E+01 | 0.1022E-01 | 0.1011E+00 | 0.7519E+00 | 0.7435E-01 | -0.1548E+00 |

**ANNUAL PEAKS**

| | |
|---|---|
| 1969 | 1400 |
| 1970 | 1410 |
| 1971 | 1100 |
| 1972 | 1480 |
| 1973 | 1600 |

## 03374500 Patoka River near Ellsworth, Ind.

LOCATION.--Lat 38°26'29", long 86°43'31", in SW¼SE¼ sec.10, T.1 S., R.3 W., Dubois County, on right bank 200 ft (61 m) upstream from county road bridge, 1.0 mile (1.6 km) northwest of Ellsworth, 2.9 miles (4.7 km) upstream from Dillon Creek, and 4 miles (6 km) east of Dubois.

DRAINAGE AREA.--171 $mi^2$ (443 $km^2$).

### DURATION TABLE OF DAILY DISCHARGE FOR YEAR ENDING SEPTEMBER 30

| YEAR | 0 | 1 | 2 | 3 | 4 | 5 | 6 | 7 | 8 | 9 | 10 | 11 | 12 | 13 | 14 | 15 | 16 | 17 | 18 | 19 | 20 | 21 | 22 | 23 | 24 | 25 | 26 | 27 | 28 | 29 | 30 | 31 | 32 | 33 | 34 | CFS_DAYS |
|---|---|---|---|---|---|---|---|---|---|---|---|---|---|---|---|---|---|---|---|---|---|---|---|---|---|---|---|---|---|---|---|---|---|---|---|---|
| | NUMBER OF DAYS IN CLASS | | | | | | | | | | | | | | | | | | | | | | | | | | | | | | | | | | | |
| 1962 | | | | 1 | 4 | 14 | 13 | 12 | 20 | 12 | 15 | 20 | 6 | 9 | 10 | 17 | 12 | 20 | 22 | 21 | 31 | 31 | 20 | 13 | 17 | 2 | 6 | 7 | 2 | 3 | 4 | 1 | | | | 69244.5 |
| 1963 | | | | | | 9 | 18 | 6 | 9 | 15 | 15 | 19 | 20 | 26 | 17 | 17 | 28 | 33 | 33 | 24 | 17 | 14 | 8 | 9 | 9 | 4 | 3 | 2 | 4 | 4 | 2 | | | | | 48006.9 |
| 1964 | | 1 | 15 | 8 | 18 | 13 | 46 | 32 | 6 | 15 | 11 | 6 | 9 | 19 | 22 | 14 | 16 | 12 | 13 | 8 | 9 | 7 | 14 | 13 | 10 | 6 | 3 | 6 | 6 | 1 | 1 | 1 | 2 | 2 | 1 | 70492.7 |
| 1965 | | | | 18 | 16 | 10 | 9 | 10 | 16 | 18 | 12 | 15 | 22 | 10 | 9 | 8 | 15 | 6 | 13 | 10 | 18 | 22 | 28 | 27 | 13 | 15 | 9 | 4 | 8 | 4 | | | | | | 51197.2 |
| 1966 | | | | | | 5 | 4 | 11 | 18 | 25 | 14 | 11 | 14 | 33 | 22 | 32 | 22 | 16 | 8 | 19 | 21 | 17 | 22 | 9 | 8 | 4 | 5 | 9 | 11 | 5 | | | | | | 66048.4 |
| 1967 | | | 2 | 6 | | 13 | 17 | 12 | 15 | 9 | 12 | 22 | 19 | 13 | 14 | 12 | 17 | 20 | 20 | 21 | 24 | 20 | 10 | 16 | 10 | 9 | 8 | 7 | 10 | 4 | 2 | 1 | | | | 55315.7 |
| 1968 | | | | | 2 | 5 | 5 | 1 | 3 | 4 | 5 | 14 | 13 | 9 | 24 | 25 | 33 | 37 | 30 | 13 | 18 | 18 | 17 | 22 | 14 | 17 | 11 | 15 | 11 | | | | | | | 81231.4 |
| 1969 | | | | | | | 3 | 4 | 9 | 12 | 12 | 13 | 9 | 5 | 11 | 23 | 18 | 22 | 27 | 31 | 36 | 21 | 23 | 16 | 12 | 17 | 14 | 7 | 8 | 8 | 2 | 2 | | | | 102941.5 |
| 1970 | | | | | | | | | 1 | 6 | 19 | 23 | 24 | 29 | 25 | 18 | 8 | 22 | 17 | 27 | 23 | 31 | 21 | 18 | 14 | 10 | 11 | 11 | 3 | 2 | | | | | | 90427.9 |
| 1971 | | | | | | | | | 3 | 6 | 15 | 8 | 16 | 18 | 21 | 23 | 21 | 36 | 34 | 40 | 30 | 22 | 19 | 9 | 15 | 11 | 13 | 5 | | | | | | | | 70103.9 |
| 1972 | | | 2 | | 4 | | 12 | 3 | 5 | 7 | 6 | 6 | 25 | 26 | 31 | 4 | 27 | 19 | 9 | 15 | 19 | 30 | 18 | 18 | 14 | 18 | 13 | 9 | 11 | 10 | 3 | 2 | | | | 84021.6 |
| 1973 | | | | | | | 4 | 3 | 7 | 22 | 11 | 14 | 1 | 3 | 6 | 6 | 11 | 7 | 11 | 17 | 37 | 36 | 34 | 18 | 21 | 19 | 23 | 24 | 13 | 13 | 4 | | | | | 109656.5 |

| CLASS | CFS | TOTAL | ACCUM | PERCT | CLASS | CFS | TOTAL | ACCUM | PERCT | CLASS | CFS | TOTAL | ACCUM | PERCT | CLASS | CFS | TOTAL | ACCUM | PERCT |
|---|---|---|---|---|---|---|---|---|---|---|---|---|---|---|---|---|---|---|---|
| 0 | 0.00 | 1 | 4383 | 100.0 | 9 | 2.10 | 124 | 3813 | 87.0 | 18 | 46.0 | 249 | 2134 | 48.7 | 27 | 980 | 112 | 251 | 5.7 |
| 1 | 0.10 | 15 | 4382 | 100.0 | 10 | 3.00 | 138 | 3689 | 84.2 | 19 | 64.0 | 266 | 1885 | 43.0 | 28 | 1400 | 84 | 139 | 3.1 |
| 2 | 0.20 | 32 | 4363 | 99.5 | 11 | 4.20 | 187 | 3551 | 81.0 | 20 | 90.0 | 305 | 1619 | 36.9 | 29 | 1900 | 33 | 55 | 1.2 |
| 3 | 0.30 | 41 | 4331 | 98.8 | 12 | 5.90 | 164 | 3364 | 76.8 | 21 | 130.0 | 258 | 1314 | 30.0 | 30 | 2700 | 14 | 22 | .5 |
| 4 | 0.40 | 40 | 4290 | 97.9 | 13 | 8.30 | 204 | 3200 | 73.0 | 22 | 180.0 | 235 | 1056 | 24.1 | 31 | 3800 | 5 | 8 | .1 |
| 5 | 0.50 | 121 | 4250 | 97.0 | 14 | 12.00 | 175 | 2996 | 68.4 | 23 | 250.0 | 177 | 821 | 18.7 | 32 | 5400 | 2 | 3 | .0 |
| 6 | 0.80 | 103 | 4129 | 94.2 | 15 | 16.00 | 246 | 2821 | 64.4 | 24 | 350.0 | 154 | 644 | 14.7 | 33 | 7600 | 1 | 1 | .0 |
| 7 | 1.10 | 83 | 4026 | 91.9 | 16 | 23.00 | 218 | 2575 | 58.7 | 25 | 500.0 | 129 | 490 | 11.2 | 34 | | | | |
| 8 | 1.50 | 130 | 3943 | 90.0 | 17 | 33.00 | 223 | 2357 | 53.8 | 26 | 700.0 | 110 | 361 | 8.2 | | | | | |

### LOWEST MEAN DISCHARGE, IN CFS, AND RANKING, FOR THE FOLLOWING NUMBER OF CONSECUTIVE DAYS IN YEAR ENDING MARCH 31

| YEAR | 1 | | 3 | | 7 | | 14 | | 30 | | 60 | | 90 | | 120 | | 183 | | ANNUAL | |
|---|---|---|---|---|---|---|---|---|---|---|---|---|---|---|---|---|---|---|---|---|
| 1963 | 0.30 | 5 | 0.37 | 5 | 0.43 | 5 | 0.74 | 6 | 1.28 | 6 | 3.90 | 7 | 4.96 | 5 | 5.57 | 5 | 9.41 | 3 | 140.00 | 1 |
| 1964 | 0.00 | 1 | 0.07 | 1 | 0.09 | 1 | 0.09 | 1 | 0.17 | 1 | 0.32 | 1 | 0.45 | 1 | 0.59 | 1 | 2.71 | 1 | 172.00 | 5 |
| 1965 | 0.20 | 4 | 0.20 | 3 | 0.20 | 2 | 0.21 | 2 | 0.24 | 2 | 0.38 | 2 | 0.51 | 2 | 0.79 | 2 | 11.70 | 4 | 147.00 | 3 |
| 1966 | 0.90 | 8 | 1.03 | 8 | 1.17 | 7 | 1.31 | 7 | 1.49 | 7 | 4.03 | 8 | 23.00 | 10 | 22.50 | 8 | 35.40 | 8 | 140.00 | 2 |
| 1967 | 0.10 | 2 | 0.15 | 2 | 0.23 | 3 | 0.41 | 3 | 0.50 | 3 | 1.00 | 3 | 1.89 | 3 | 2.05 | 3 | 6.03 | 2 | 153.00 | 4 |
| 1968 | 0.36 | 6 | 0.42 | 6 | 0.50 | 6 | 0.60 | 5 | 0.76 | 4 | 3.76 | 6 | 5.49 | 6 | 5.82 | 6 | 14.20 | 5 | 200.00 | 7 |
| 1969 | 0.85 | 7 | 1.02 | 7 | 1.19 | 8 | 1.68 | 8 | 2.04 | 8 | 3.41 | 5 | 8.49 | 7 | 20.30 | 7 | 43.70 | 9 | 257.00 | 9 |
| 1970 | 3.50 | 11 | 3.93 | 11 | 4.90 | 11 | 6.91 | 11 | 10.50 | 11 | 13.20 | 9 | 42.80 | 11 | 65.80 | 11 | 99.80 | 11 | 259.00 | 10 |
| 1971 | 2.70 | 10 | 3.07 | 10 | 3.83 | 10 | 4.40 | 10 | 4.96 | 9 | 13.30 | 10 | 12.30 | 8 | 22.80 | 9 | 57.40 | 10 | 249.00 | 8 |
| 1972 | 2.50 | 9 | 2.83 | 9 | 3.40 | 9 | 4.24 | 9 | 10.50 | 10 | 16.90 | 11 | 21.30 | 9 | 23.60 | 10 | 33.40 | 7 | 189.00 | 6 |
| 1973 | 0.18 | 3 | 0.24 | 4 | 0.43 | 4 | 0.54 | 4 | 0.85 | 5 | 1.15 | 4 | 2.68 | 4 | 4.01 | 4 | 16.90 | 6 | 265.00 | 11 |

### HIGHEST MEAN DISCHARGE, IN CFS, AND RANKING, FOR THE FOLLOWING NUMBER OF CONSECUTIVE DAYS IN YEAR ENDING SEPTEMBER 30

| YEAR | 1 | | 3 | | 7 | | 15 | | 30 | | 60 | | 90 | | 120 | | 183 | | ANNUAL | |
|---|---|---|---|---|---|---|---|---|---|---|---|---|---|---|---|---|---|---|---|---|
| 1962 | 4280.0 | 2 | 3370.0 | 3 | 2370.0 | 4 | 1360.0 | 6 | 858.0 | 6 | 722.0 | 5 | 598.0 | 5 | 494.0 | 6 | 361.0 | 7 | 190.0 | 8 |
| 1963 | 3580.0 | 4 | 3010.0 | 4 | 1770.0 | 7 | 1410.0 | 4 | 1100.0 | 2 | 609.0 | 7 | 439.0 | 10 | 343.0 | 12 | 246.0 | 12 | 132.0 | 12 |
| 1964 | 13500.0 | 1 | 9110.0 | 1 | 5720.0 | 1 | 3330.0 | 1 | 1780.0 | 1 | 1080.0 | 1 | 739.0 | 1 | 569.0 | 2 | 384.0 | 6 | 193.0 | 6 |
| 1965 | 1890.0 | 10 | 1760.0 | 11 | 1440.0 | 10 | 799.0 | 12 | 752.0 | 10 | 492.0 | 10 | 412.0 | 12 | 362.0 | 11 | 253.0 | 11 | 140.0 | 11 |
| 1966 | 2620.0 | 8 | 2380.0 | 8 | 1670.0 | 8 | 1020.0 | 9 | 767.0 | 9 | 475.0 | 11 | 505.0 | 8 | 448.0 | 7 | 349.0 | 8 | 181.0 | 9 |
| 1967 | 2790.0 | 7 | 2560.0 | 7 | 1820.0 | 5 | 1250.0 | 7 | 822.0 | 7 | 512.0 | 8 | 476.0 | 9 | 385.0 | 9 | 295.0 | 10 | 152.0 | 10 |
| 1968 | 1820.0 | 11 | 1770.0 | 10 | 1400.0 | 11 | 943.0 | 10 | 729.0 | 11 | 505.0 | 9 | 514.0 | 7 | 419.0 | 8 | 404.0 | 5 | 222.0 | 5 |
| 1969 | 4220.0 | 3 | 3710.0 | 2 | 2380.0 | 3 | 1610.0 | 3 | 1040.0 | 3 | 709.0 | 6 | 571.0 | 6 | 533.0 | 5 | 479.0 | 2 | 282.0 | 2 |
| 1970 | 3030.0 | 6 | 2710.0 | 6 | 1760.0 | 6 | 1070.0 | 8 | 781.0 | 8 | 751.0 | 4 | 619.0 | 4 | 550.0 | 4 | 437.0 | 4 | 248.0 | 3 |
| 1971 | 1750.0 | 12 | 1580.0 | 12 | 1120.0 | 12 | 925.0 | 11 | 668.0 | 12 | 475.0 | 12 | 434.0 | 11 | 379.0 | 10 | 332.0 | 9 | 192.0 | 7 |
| 1972 | 3370.0 | 5 | 2920.0 | 5 | 2400.0 | 2 | 1740.0 | 2 | 1010.0 | 4 | 862.0 | 2 | 689.0 | 2 | 573.0 | 1 | 447.0 | 3 | 230.0 | 4 |
| 1973 | 2130.0 | 9 | 2040.0 | 5 | 1590.0 | 9 | 1370.0 | 5 | 956.0 | 5 | 812.0 | 3 | 641.0 | 3 | 551.0 | 3 | 489.0 | 1 | 300.0 | 1 |

STATISTICS ON NORMAL MONTHLY MEANS(ALL DAYS)

| OCT | NOV | DEC | JAN | FEB | MARCH | APRIL | MAY | JUNE | JULY | AUG | SEPT |
|---|---|---|---|---|---|---|---|---|---|---|---|

BY ROWS(MEAN,VARIANCE,STANDARD DEVIATION, SKEWNESS, COEFF. OF VARIATION,PERCENTAGE OF AVERAGE FLOW)

| | | | | | | | | | | | |
|---|---|---|---|---|---|---|---|---|---|---|---|
| 0.1317E+02 | 0.5661E+02 | 0.2236E+03 | 0.2810E+03 | 0.3375E+03 | 0.6340E+03 | 0.4482E+03 | 0.2737E+03 | 0.9355E+02 | 0.6308E+02 | 0.2295E+02 | 0.1922E+02 |
| 0.3227E+03 | 0.4016E+04 | 0.3761E+05 | 0.4809E+05 | 0.4693E+05 | 0.1840E+06 | 0.7371E+05 | 0.3848E+05 | 0.1365E+05 | 0.8700E+04 | 0.6463E+03 | 0.8996E+03 |
| 0.1796E+02 | 0.6338E+02 | 0.1939E+03 | 0.2193E+03 | 0.2166E+03 | 0.4290E+03 | 0.2715E+03 | 0.1962E+03 | 0.1168E+03 | 0.9327E+02 | 0.2542E+02 | 0.2999E+02 |
| 0.1585E+01 | 0.1140E+01 | 0.6215E+00 | 0.9849E+00 | -0.2626E-01 | 0.1548E+01 | 0.3835E+00 | 0.8029E+00 | 0.1753E+01 | 0.1970E+01 | 0.9406E+00 | 0.1786E+01 |
| 0.1364E+01 | 0.1120E+01 | 0.8672E+00 | 0.7804E+00 | 0.6418E+00 | 0.6766E+00 | 0.6058E+00 | 0.7166E+00 | 0.1249E+01 | 0.1479E+01 | 0.1108E+01 | 0.1561E+01 |
| 0.5341E+00 | 0.2295E+01 | 0.9066E+01 | 0.1139E+02 | 0.1368E+02 | 0.2570E+02 | 0.1817E+02 | 0.1110E+02 | 0.3793E+01 | 0.2557E+01 | 0.9304E+00 | 0.7790E+00 |

STATISTICS ON NORMAL ANNUAL MEANS(ALL DAYS)

| MEAN | VARIANCE | STANDARD DEVIATION | SKEWNESS | COEFF. OF VARIATION | SERIAL CORR |
|---|---|---|---|---|---|
| 0.2050E+03 | 0.2849E+04 | 0.5337E+02 | 0.4152E+00 | 0.2603E+00 | 0.4257E+00 |

STATISTICS ON LOG MONTHLY MEANS(ALL DAYS)

| OCT | NOV | DEC | JAN | FEB | MARCH | APRIL | MAY | JUNE | JULY | AUG | SEPT |
|---|---|---|---|---|---|---|---|---|---|---|---|

BY ROWS(MEAN,VARIANCE,STANDARD DEVIATION, SKEWNESS, COEFF. OF VARIATION,PERCENTAGE OF AVERAGE FLOW)

| | | | | | | | | | | | |
|---|---|---|---|---|---|---|---|---|---|---|---|
| 0.5959E+00 | 0.1316E+01 | 0.2010E+01 | 0.2265E+01 | 0.2375E+01 | 0.2719E+01 | 0.2564E+01 | 0.2306E+01 | 0.1675E+01 | 0.1433E+01 | 0.1017E+01 | 0.7398E+00 |
| 0.6568E+00 | 0.7251E+00 | 0.6795E+00 | 0.2593E+00 | 0.2162E+00 | 0.7965E-01 | 0.9201E-01 | 0.1491E+00 | 0.2898E+00 | 0.3290E+00 | 0.3918E+00 | 0.5614E+00 |
| 0.8104E+00 | 0.8515E+00 | 0.8243E+00 | 0.5092E+00 | 0.4649E+00 | 0.2822E+00 | 0.3033E+00 | 0.3862E+00 | 0.5384E+00 | 0.5736E+00 | 0.6259E+00 | 0.7493E+00 |
| -0.1084E+00 | -0.1088E+01 | -0.1910E+01 | -0.1388E+01 | -0.1349E+01 | 0.5206E-01 | -0.2852E+00 | -0.5407E+00 | 0.3012E+00 | 0.6245E+00 | 0.7336E-02 | 0.4405E+00 |
| 0.1360E+01 | 0.6468E+00 | 0.4100E+00 | 0.2248E+00 | 0.1957E+00 | 0.1038E+00 | 0.1183E+00 | 0.1675E+00 | 0.3213E+00 | 0.4004E+00 | 0.6154E+00 | 0.1013E+01 |
| 0.2836E+01 | 0.6264E+01 | 0.9566E+01 | 0.1078E+02 | 0.1130E+02 | 0.1294E+02 | 0.1220E+02 | 0.1097E+02 | 0.7971E+01 | 0.6817E+01 | 0.4839E+01 | 0.3520E+01 |

STATISTICS ON LOG ANNUAL MEANS(ALL DAYS)

| MEAN | VARIANCE | STANDARD DEVIATION | SKEWNESS | COEFF. OF VARIATION | SERIAL CORR |
|---|---|---|---|---|---|
| 0.2298E+01 | 0.1292E-01 | 0.1136E+00 | -0.3109E-01 | 0.4945E-01 | 0.3615E+00 |

**ANNUAL PEAKS**

| | |
|---|---|
| 1913 | 12300 |
| 1962 | 4990 |
| 1963 | 3830 |
| 1964 | 14700 |
| 1965 | 1950 |
| 1966 | 2780 |
| 1967 | 3130 |
| 1968 | 2060 |
| 1969 | 4840 |
| 1970 | 3180 |
| 1971 | 2000 |
| 1972 | 3700 |
| 1973 | 2240 |

## 03375500 Patoka River at Jasper, Ind.

LOCATION.--Lat 38°24'49", long 86°52'36", in NW¼SE¼ sec.20, T.1 S., R.4 W., Dubois County, on left bank 0.3 mile (0.5 km) upstream from unnamed outlet of Jasper Lake, 1.0 mile (1.6 km) downstream from Coon Seitz bridge, 1.2 miles (1.9 km) downstream from Beaver Creek, and 3.3 miles (5.3 km) northeast of Jasper.

DRAINAGE AREA.--262 mi² (679 km²).

REMARKS.--Flow partially regulated by Beaver Creek Reservoir. (See sta 03375200).

DURATION TABLE OF DAILY DISCHARGE FOR YEAR ENDING SEPTEMBER 30

| CLASS | 0 | 1 | 2 | 3 | 4 | 5 | 6 | 7 | 8 | 9 | 10 | 11 | 12 | 13 | 14 | 15 | 16 | 17 | 18 | 19 | 20 | 21 | 22 | 23 | 24 | 25 | 26 | 27 | 28 | 29 | 30 | 31 | 32 | 33 | 34 | CFS_DAYS |
|---|---|---|---|---|---|---|---|---|---|---|---|---|---|---|---|---|---|---|---|---|---|---|---|---|---|---|---|---|---|---|---|---|---|---|---|---|
| YEAR | NUMBER OF DAYS IN CLASS | | | | | | | | | | | | | | | | | | | | | | | | | | | | | | | | | | | |
| 1949 | 33 | | | 2 | | | | | | | 1 | 18 | 14 | 10 | 21 | 22 | 6 | 13 | 12 | 28 | 20 | 21 | 20 | 16 | 11 | 18 | 30 | 24 | 13 | 12 | | | | | | 202292.4 |
| 1950 | | | | | | | | | | | 3 | 14 | 15 | 9 | 10 | 31 | 32 | 18 | 18 | 22 | 16 | 17 | 21 | 20 | 25 | 10 | 24 | 22 | 16 | 17 | 5 | | | | | 245718.9 |
| 1951 | | | | | | | | 3 | 12 | 6 | 2 | 19 | 16 | 17 | 16 | 14 | 16 | 20 | 27 | 10 | 8 | 9 | 20 | 20 | 20 | 23 | 44 | 23 | 11 | 8 | 1 | | | | | 210121.4 |
| 1952 | 34 | | | | | 1 | 1 | 11 | 25 | 11 | 8 | 13 | 13 | 14 | 5 | 20 | 14 | 11 | 7 | 10 | 15 | 15 | 18 | 12 | 27 | 14 | 31 | 22 | 11 | 3 | | | | | | 163187.0 |
| 1953 | 94 | | 6 | 4 | | 3 | 1 | 1 | 8 | 10 | 5 | 14 | 13 | 7 | 10 | 17 | 8 | 4 | 6 | 11 | 19 | 18 | 23 | 22 | 16 | 18 | 25 | 2 | | | | | | | | 83639.3 |
| 1954 | 142 | | 16 | 7 | | 6 | 3 | 4 | 2 | 4 | 5 | 4 | 4 | 9 | 11 | 18 | 18 | 17 | 21 | 17 | 14 | 14 | 12 | 6 | 7 | 4 | | | | | | | | | | 23225.2 |
| 1955 | 37 | | | | | | | 1 | | 3 | 7 | 17 | 22 | 12 | 12 | 20 | 32 | 16 | 20 | 22 | 25 | 19 | 14 | 14 | 12 | 14 | 29 | 10 | 7 | | | | | | | 113297.8 |
| 1956 | 1 | | 1 | | | 1 | | | 1 | 3 | 7 | 12 | 18 | 18 | 13 | 43 | 28 | 22 | 16 | 17 | 14 | 25 | 19 | 20 | 14 | 14 | 36 | 9 | 14 | | | | | | | 141756.8 |
| 1957 | | | | | | 1 | 12 | 12 | 11 | 23 | 19 | 14 | 12 | 15 | 13 | 17 | 32 | 13 | 13 | 24 | 28 | 19 | 14 | 17 | 13 | 12 | 12 | 4 | 8 | 5 | 1 | 1 | | | | 115482.3 |
| 1958 | | | | | | | | | 11 | 14 | 4 | 6 | 8 | 5 | 13 | 16 | 19 | 21 | 19 | 21 | 25 | 34 | 19 | 31 | 16 | 17 | 22 | 29 | 11 | 4 | | | | | | 179882.3 |
| 1959 | | | | | | | | 1 | 4 | 11 | 22 | 10 | 13 | 11 | 19 | 4 | 33 | 27 | 31 | 23 | 21 | 18 | 24 | 24 | 30 | 15 | 15 | 2 | 2 | 1 | 1 | 3 | | | | 120171.4 |
| 1960 | | | | | | | 7 | 12 | 8 | 11 | 6 | 5 | 9 | 11 | 9 | 16 | 35 | 19 | 12 | 54 | 30 | 25 | 19 | 14 | 18 | 21 | 18 | 7 | | | | | | | | 91796.2 |
| 1961 | | | | | | | 3 | 28 | 13 | 8 | 13 | 18 | 28 | 23 | 25 | 19 | 27 | 15 | 11 | 10 | 10 | 14 | 12 | 9 | 14 | 13 | 37 | 3 | 6 | 2 | 1 | | 2 | 1 | | 150869.3 |
| 1962 | | | | | | | | 5 | 11 | 29 | 18 | 14 | 19 | 16 | 16 | 17 | 20 | 25 | 14 | 29 | 25 | 26 | 18 | 15 | 8 | 9 | 17 | 4 | 1 | 5 | 4 | | | | | 106740.7 |
| 1963 | 6 | | 2 | | 2 | | 2 | 7 | 3 | 5 | 12 | 16 | 28 | 24 | 31 | 21 | 23 | 32 | 40 | 29 | 17 | 10 | 11 | 8 | 8 | 5 | 12 | 2 | 3 | 6 | | | | | | 78114.4 |
| 1964 | 3 | | 6 | 3 | 10 | 8 | 16 | 13 | 14 | 33 | 23 | 32 | 10 | 10 | 24 | 31 | 19 | 22 | 8 | 7 | 9 | 10 | 13 | 7 | 10 | 4 | 9 | 2 | 1 | 3 | 2 | 1 | 2 | 1 | | 105284.9 |
| 1965 | 1 | | 3 | 2 | 6 | 5 | 4 | 9 | 10 | 16 | 15 | 28 | 21 | 16 | 22 | 15 | 11 | 13 | 15 | 22 | 23 | 21 | 25 | 24 | 13 | 8 | 7 | 6 | 4 | | | | | | | 74321.3 |
| 1966 | | | | | | | | | 2 | 9 | 23 | 26 | 29 | 16 | 39 | 34 | 32 | 18 | 14 | 12 | 20 | 14 | 14 | 12 | 8 | 6 | 19 | 8 | 9 | 1 | | | | | | 93412.7 |
| 1967 | | | 4 | 3 | 2 | 2 | 1 | 9 | 7 | 9 | 24 | 33 | 21 | 20 | 13 | 13 | 16 | 28 | 25 | 23 | 21 | 10 | 16 | 18 | 7 | 8 | 22 | 5 | 2 | 3 | | | | | | 86594.0 |
| 1968 | | 1 | 1 | 2 | | 1 | 2 | 2 | 1 | 2 | 3 | 10 | 9 | 19 | 23 | 30 | 28 | 43 | 23 | 20 | 15 | 21 | 12 | 18 | 17 | 13 | 30 | 14 | 6 | | | | | | | 123144.0 |
| 1969 | | | | | | | | | | | 20 | 15 | 6 | 8 | 7 | 14 | 20 | 12 | 16 | 17 | 25 | 70 | 27 | 21 | 22 | 17 | 20 | 11 | 11 | 4 | 2 | | | | | 160072.4 |
| 1970 | | | | | | | | | 1 | 3 | 3 | 8 | 8 | 13 | 32 | 29 | 36 | 12 | 9 | 26 | 26 | 24 | 29 | 27 | 17 | 19 | 28 | 6 | 6 | 3 | | | | | | 130639.2 |
| 1971 | | | | | | 2 | 1 | | 3 | 3 | 3 | 4 | 8 | 13 | 16 | 20 | 8 | 30 | 35 | 45 | 40 | 26 | 19 | 26 | 17 | 11 | 27 | 5 | 3 | | | | | | | 104815.4 |
| 1972 | | | | | | | | 2 | 2 | 6 | 17 | 27 | 24 | 33 | 15 | 38 | 10 | 9 | 9 | 23 | 21 | 29 | 16 | 15 | 18 | 18 | 15 | 11 | 2 | 3 | 3 | | | | | 121013.3 |
| 1973 | | | | | | | 3 | 3 | 5 | 10 | 15 | 8 | 11 | 7 | 13 | 10 | 8 | 11 | 19 | 31 | 21 | 31 | 25 | 22 | 26 | 30 | 23 | 29 | 4 | | | | | | | 161528.6 |

| CLASS | CFS | TOTAL | ACCUM | PERCT | CLASS | CFS | TOTAL | ACCUM | PERCT | CLASS | CFS | TOTAL | ACCUM | PERCT | CLASS | CFS | TOTAL | ACCUM | PERCT |
|---|---|---|---|---|---|---|---|---|---|---|---|---|---|---|---|---|---|---|---|
| 0 | 0.00 | 351 | 9131 | 100.0 | 9 | 2.10 | 229 | 8334 | 91.3 | 18 | 56.0 | 440 | 4748 | 52.0 | 27 | 1500 | 260 | 522 | 5.7 |
| 1 | 0.08 | 1 | 8780 | 96.2 | 10 | 3.00 | 278 | 8105 | 88.8 | 19 | 80.0 | 553 | 4308 | 47.2 | 28 | 2100 | 151 | 262 | 2.8 |
| 2 | 0.10 | 39 | 8779 | 96.1 | 11 | 4.40 | 385 | 7827 | 85.7 | 20 | 120.0 | 508 | 3755 | 41.1 | 29 | 3100 | 80 | 111 | 1.2 |
| 3 | 0.20 | 23 | 8740 | 95.7 | 12 | 6.30 | 379 | 7442 | 81.5 | 21 | 170.0 | 540 | 3247 | 35.6 | 30 | 4400 | 20 | 31 | .3 |
| 4 | 0.30 | 20 | 8717 | 95.5 | 13 | 9.10 | 356 | 7063 | 77.4 | 22 | 240.0 | 460 | 2707 | 29.6 | 31 | 6300 | 5 | 11 | .1 |
| 5 | 0.50 | 30 | 8697 | 95.2 | 14 | 13.00 | 428 | 6707 | 73.5 | 23 | 340.0 | 438 | 2247 | 24.6 | 32 | 9100 | 4 | 6 | .0 |
| 6 | 0.70 | 56 | 8667 | 94.9 | 15 | 19.00 | 529 | 6279 | 68.8 | 24 | 500.0 | 394 | 1809 | 19.8 | 33 | 13000 | 2 | 2 | .0 |
| 7 | 1.00 | 123 | 8611 | 94.3 | 16 | 27.00 | 531 | 5750 | 63.0 | 25 | 710.0 | 341 | 1415 | 15.5 | 34 | | | | |
| 8 | 1.50 | 154 | 8488 | 93.0 | 17 | 39.00 | 471 | 5219 | 57.2 | 26 | 1000.0 | 552 | 1074 | 11.8 | | | | | |

LOWEST MEAN DISCHARGE, IN CFS, AND RANKING, FOR THE FOLLOWING NUMBER OF CONSECUTIVE DAYS IN YEAR ENDING MARCH 31

| YEAR | 1 | 3 | 7 | 14 | 30 | 60 | 90 | 120 | 183 | ANNUAL |
|---|---|---|---|---|---|---|---|---|---|---|
| 1949 | 0.00 1 | 0.00 1 | 0.00 1 | 0.00 1 | 0.00 1 | 2.68 6 | 3.62 7 | 50.50 22 | 55.20 17 | 640.00 23 |
| 1950 | 4.20 23 | 4.73 23 | 5.13 22 | 7.04 22 | 11.70 22 | 24.10 22 | 23.80 19 | 77.10 23 | 134.00 22 | 624.00 25 |
| 1951 | 3.80 22 | 4.47 22 | 5.31 23 | 5.63 21 | 8.94 21 | 16.00 20 | 59.00 23 | 50.00 21 | 107.00 20 | 616.00 24 |
| 1952 | 1.00 14 | 1.00 12 | 1.06 11 | 1.58 11 | 2.63 11 | 13.00 19 | 22.80 18 | 28.00 15 | 53.20 16 | 519.00 21 |
| 1953 | 0.00 2 | 0.00 2 | 0.00 2 | 0.00 2 | 0.00 2 | 0.16 2 | 2.80 5 | 2.14 2 | 12.40 5 | 182.00 2 |
| 1954 | 0.00 3 | 0.00 3 | 0.00 3 | 0.00 3 | 0.00 3 | 0.00 1 | 0.00 1 | 0.01 1 | 4.24 1 | 122.00 1 |
| 1955 | 0.00 4 | 0.00 4 | 0.00 4 | 0.00 4 | 0.00 4 | 3.54 9 | 2.76 4 | 11.90 11 | 22.70 9 | 243.00 10 |
| 1956 | 0.00 5 | 0.00 5 | 0.00 5 | 0.00 5 | 0.00 5 | 3.69 11 | 21.50 17 | 36.00 18 | 118.00 21 | 384.00 15 |
| 1957 | 0.00 6 | 0.20 9 | 0.84 7 | 0.99 6 | 1.32 7 | 3.43 10 | 12.40 14 | 17.90 14 | 25.90 11 | 206.00 5 |
| 1958 | 1.60 19 | 1.67 18 | 1.69 13 | 1.84 13 | 2.73 12 | 3.83 12 | 4.76 8 | 12.20 12 | 179.00 24 | 495.00 19 |
| 1959 | 4.60 24 | 5.07 24 | 6.54 24 | 9.81 24 | 28.80 25 | 72.80 25 | 93.40 25 | 165.00 25 | 250.00 25 | 500.00 20 |
| 1960 | 1.40 18 | 1.57 17 | 1.96 14 | 3.83 17 | 7.03 20 | 10.20 17 | 12.80 15 | 14.60 13 | 26.30 12 | 193.00 3 |
| 1961 | 0.70 12 | 0.77 10 | 1.03 10 | 1.17 8 | 1.20 6 | 1.30 3 | 1.70 2 | 3.24 5 | 9.39 3 | 237.00 9 |
| 1962 | 1.30 17 | 1.37 16 | 2.31 16 | 2.79 14 | 2.85 14 | 3.42 8 | 5.99 10 | 9.83 9 | 39.60 13 | 524.00 22 |
| 1963 | 0.40 10 | 0.77 11 | 1.29 12 | 1.83 12 | 2.83 13 | 7.75 15 | 7.72 12 | 9.44 8 | 14.60 6 | 221.00 7 |
| 1964 | 0.00 7 | 0.00 6 | 0.94 8 | 1.30 9 | 1.75 9 | 1.92 4 | 2.14 3 | 2.74 3 | 6.34 2 | 261.00 12 |
| 1965 | 0.00 8 | 0.07 7 | 0.69 6 | 1.44 10 | 2.15 10 | 2.51 5 | 2.82 6 | 2.98 4 | 19.40 8 | 217.00 6 |
| 1966 | 1.10 16 | 2.47 20 | 3.49 20 | 3.98 19 | 4.54 17 | 9.63 16 | 29.10 21 | 31.60 16 | 46.80 14 | 195.00 4 |
| 1967 | 1.00 15 | 1.17 14 | 2.26 15 | 2.83 15 | 3.17 15 | 3.39 7 | 5.67 9 | 6.03 6 | 11.00 4 | 230.00 8 |
| 1968 | 0.08 9 | [illegible] 8 | 1.03 9 | 1.12 7 | 1.39 8 | 4.46 14 | 10.50 13 | 9.96 10 | 16.90 7 | 306.00 13 |
| 1969 | 3.00 21 | [illegible] 21 | 3.67 21 | 4.15 20 | 4.70 18 | 12.50 18 | 19.00 16 | 38.30 20 | 75.10 18 | 403.00 18 |
| 1970 | 7.70 25 | 8.33 25 | 8.90 25 | 10.70 25 | 16.60 23 | 21.10 21 | 73.90 24 | 105.00 24 | 167.00 23 | 386.00 16 |
| 1971 | 0.60 11 | 1.32 15 | 3.11 19 | 3.90 18 | 4.91 19 | 26.60 23 | 24.50 20 | 36.70 19 | 79.70 19 | 370.00 14 |
| 1972 | 1.90 20 | 2.03 19 | 2.99 18 | 8.26 23 | 19.50 24 | 30.30 24 | 33.40 22 | 35.40 17 | 49.80 15 | 254.00 11 |
| 1973 | 0.83 13 | 1.16 13 | 2.54 17 | 3.08 16 | 3.91 16 | 4.00 13 | 6.35 11 | 6.98 7 | 23.20 10 | 389.00 17 |

HIGHEST MEAN DISCHARGE, IN CFS, AND RANKING, FOR THE FOLLOWING NUMBER OF CONSECUTIVE DAYS IN YEAR ENDING SEPTEMBER 30

| YEAR | 1 | | 3 | | 7 | | 15 | | 30 | | 60 | | 90 | | 120 | | 183 | | ANNUAL | |
|---|---|---|---|---|---|---|---|---|---|---|---|---|---|---|---|---|---|---|---|---|
| 1949 | 4220.0 | 11 | 4100.0 | 10 | 3810.0 | 8 | 2930.0 | 5 | 2230.0 | 4 | 1650.0 | 3 | 1470.0 | 3 | 1270.0 | 3 | 956.0 | 3 | 554.0 | 3 |
| 1950 | 5940.0 | 5 | 5480.0 | 5 | 4520.0 | 4 | 4160.0 | 2 | 2920.0 | 1 | 2320.0 | 1 | 1830.0 | 1 | 1700.0 | 1 | 1240.0 | 1 | 673.0 | 1 |
| 1951 | 4480.0 | 9 | 4310.0 | 8 | 3450.0 | 9 | 2200.0 | 12 | 1690.0 | 8 | 1430.0 | 5 | 1400.0 | 4 | 1290.0 | 2 | 1080.0 | 2 | 576.0 | 2 |
| 1952 | 3880.0 | 13 | 3580.0 | 13 | 2700.0 | 14 | 1930.0 | 14 | 1580.0 | 12 | 1200.0 | 10 | 1110.0 | 6 | 1130.0 | 5 | 854.0 | 4 | 446.0 | 5 |
| 1953 | 1600.0 | 24 | 1520.0 | 24 | 1350.0 | 24 | 1010.0 | 23 | 776.0 | 23 | 663.0 | 23 | 630.0 | 22 | 580.0 | 21 | 451.0 | 21 | 229.0 | 22 |
| 1954 | 950.0 | 25 | 863.0 | 25 | 527.0 | 25 | 330.0 | 25 | 259.0 | 25 | 210.0 | 25 | 186.0 | 25 | 163.0 | 25 | 114.0 | 25 | 63.6 | 25 |
| 1955 | 2940.0 | 18 | 2810.0 | 19 | 2370.0 | 17 | 1870.0 | 16 | 1590.0 | 10 | 1090.0 | 16 | 914.0 | 13 | 802.0 | 11 | 595.0 | 14 | 310.0 | 15 |
| 1956 | 2940.0 | 19 | 2830.0 | 18 | 2390.0 | 15 | 2180.0 | 13 | 1880.0 | 5 | 1360.0 | 6 | 1120.0 | 5 | 952.0 | 6 | 664.0 | 9 | 387.0 | 9 |
| 1957 | 6700.0 | 4 | 5520.0 | 4 | 4110.0 | 6 | 2360.0 | 7 | 1360.0 | 16 | 1100.0 | 14 | 856.0 | 16 | 765.0 | 15 | 614.0 | 12 | 316.0 | 14 |
| 1958 | 4250.0 | 10 | 3920.0 | 11 | 3230.0 | 11 | 2230.0 | 11 | 1530.0 | 13 | 1140.0 | 12 | 927.0 | 12 | 730.0 | 16 | 747.0 | 6 | 493.0 | 4 |
| 1959 | 9000.0 | 3 | 8050.0 | 3 | 5440.0 | 3 | 3030.0 | 4 | 1880.0 | 6 | 1270.0 | 8 | 974.0 | 9 | 797.0 | 12 | 593.0 | 15 | 329.0 | 13 |
| 1960 | 1710.0 | 23 | 1620.0 | 23 | 1400.0 | 23 | 816.0 | 24 | 714.0 | 24 | 558.0 | 24 | 482.0 | 24 | 469.0 | 24 | 412.0 | 22 | 251.0 | 20 |
| 1961 | 13100.0 | 2 | 11300.0 | 2 | 7330.0 | 2 | 3940.0 | 3 | 2630.0 | 3 | 1650.0 | 2 | 1470.0 | 2 | 1200.0 | 4 | 813.0 | 5 | 413.0 | 8 |
| 1962 | 5140.0 | 7 | 4970.0 | 6 | 4020.0 | 7 | 2350.0 | 8 | 1460.0 | 14 | 1200.0 | 9 | 973.0 | 10 | 788.0 | 13 | 561.0 | 17 | 292.0 | 16 |
| 1963 | 3960.0 | 12 | 3700.0 | 12 | 2770.0 | 12 | 2260.0 | 10 | 1820.0 | 7 | 1010.0 | 17 | 728.0 | 20 | 566.0 | 22 | 404.0 | 23 | 214.0 | 23 |
| 1964 | 13500.0 | 1 | 11800.0 | 1 | 8290.0 | 1 | 4960.0 | 1 | 2640.0 | 2 | 1610.0 | 4 | 1100.0 | 7 | 847.0 | 8 | 571.0 | 16 | 288.0 | 17 |
| 1965 | 3020.0 | 17 | 2890.0 | 17 | 2310.0 | 18 | 1380.0 | 22 | 1170.0 | 20 | 734.0 | 21 | 612.0 | 23 | 530.0 | 23 | 369.0 | 24 | 204.0 | 24 |
| 1966 | 3180.0 | 16 | 3040.0 | 16 | 2390.0 | 16 | 1480.0 | 20 | 1080.0 | 22 | 677.0 | 22 | 729.0 | 19 | 621.0 | 18 | 494.0 | 19 | 256.0 | 19 |
| 1967 | 3390.0 | 15 | 3200.0 | 15 | 2710.0 | 13 | 1910.0 | 15 | 1280.0 | 17 | 782.0 | 19 | 737.0 | 18 | 598.0 | 20 | 460.0 | 20 | 237.0 | 21 |
| 1968 | 2710.0 | 20 | 2600.0 | 20 | 2230.0 | 20 | 1430.0 | 21 | 1090.0 | 21 | 745.0 | 20 | 776.0 | 17 | 626.0 | 17 | 610.0 | 13 | 336.0 | 11 |
| 1969 | 4550.0 | 8 | 4250.0 | 9 | 3360.0 | 10 | 2320.0 | 9 | 1580.0 | 11 | 1120.0 | 13 | 905.0 | 14 | 822.0 | 10 | 741.0 | 7 | 439.0 | 7 |
| 1970 | 3530.0 | 14 | 3290.0 | 14 | 2310.0 | 19 | 1630.0 | 19 | 1190.0 | 18 | 1090.0 | 15 | 892.0 | 15 | 781.0 | 14 | 621.0 | 11 | 358.0 | 10 |
| 1971 | 2470.0 | 21 | 2370.0 | 21 | 1940.0 | 22 | 1650.0 | 18 | 1180.0 | 19 | 791.0 | 18 | 703.0 | 21 | 603.0 | 19 | 497.0 | 18 | 287.0 | 18 |
| 1972 | 5440.0 | 6 | 4970.0 | 7 | 4170.0 | 5 | 2850.0 | 6 | 1630.0 | 9 | 1320.0 | 7 | 1030.0 | 8 | 851.0 | 7 | 645.0 | 10 | 331.0 | 12 |
| 1973 | 2340.0 | 22 | 2290.0 | 22 | 2060.0 | 21 | 1850.0 | 17 | 1380.0 | 15 | 1180.0 | 11 | 934.0 | 11 | 825.0 | 9 | 710.0 | 8 | 443.0 | 6 |

STATISTICS ON NORMAL MONTHLY MEANS(ALL DAYS)

| OCT | NOV | DEC | JAN | FEB | MARCH | APRIL | MAY | JUNE | JULY | AUG | SEPT |
|---|---|---|---|---|---|---|---|---|---|---|---|

BY ROWS(MEAN,VARIANCE,STANDARD DEVIATION, SKEWNESS, COEFF. OF VARIATION,PERCENTAGE OF AVERAGE FLOW)

| | | | | | | | | | | | |
|---|---|---|---|---|---|---|---|---|---|---|---|
| 0.3599E+02 | 0.1566E+03 | 0.3782E+03 | 0.6238E+03 | 0.6741E+03 | 0.8891E+03 | 0.6165E+03 | 0.4714E+03 | 0.1808E+03 | 0.1019E+03 | 0.4343E+02 | 0.3222E+02 |
| 0.5299E+04 | 0.4891E+05 | 0.1733E+06 | 0.4595E+06 | 0.2546E+06 | 0.2981E+06 | 0.1285E+06 | 0.1909E+06 | 0.3291E+05 | 0.3418E+05 | 0.6847E+04 | 0.1966E+04 |
| 0.7280E+02 | 0.2212E+03 | 0.4162E+03 | 0.6779E+03 | 0.5045E+03 | 0.5460E+03 | 0.3585E+03 | 0.4369E+03 | 0.1814E+03 | 0.1849E+03 | 0.8275E+02 | 0.4434E+02 |
| 0.2912E+01 | 0.1687E+01 | 0.1626E+01 | 0.1867E+01 | 0.9783E+00 | 0.1188E+01 | 0.8068E+00 | 0.2031E+01 | 0.1169E+01 | 0.2736E+01 | 0.3881E+01 | 0.1673E+01 |
| 0.2023E+01 | 0.1413E+01 | 0.1101E+01 | 0.1087E+01 | 0.7485E+00 | 0.6141E+00 | 0.5814E+00 | 0.9269E+00 | 0.1003E+01 | 0.1814E+01 | 0.1905E+01 | 0.1376E+01 |
| 0.8561E+00 | 0.3724E+01 | 0.8996E+01 | 0.1484E+02 | 0.1603E+02 | 0.2115E+02 | 0.1467E+02 | 0.1121E+02 | 0.4301E+01 | 0.2424E+01 | 0.1033E+01 | 0.7664E+00 |

STATISTICS ON NORMAL ANNUAL MEANS(ALL DAYS)

| MEAN | VARIANCE | STANDARD DEVIATION | SKEWNESS | COEFF. OF VARIATION | SERIAL CORR |
|---|---|---|---|---|---|
| 0.3490E+03 | 0.1797E+05 | 0.1341E+03 | 0.4822E+00 | 0.3841E+00 | 0.5569E+00 |

STATISTICS ON LOG MONTHLY MEANS(ALL DAYS)

| OCT | NOV | DEC | JAN | FEB | MARCH | APRIL | MAY | JUNE | JULY | AUG | SEPT |
|---|---|---|---|---|---|---|---|---|---|---|---|

BY ROWS(MEAN,VARIANCE,STANDARD DEVIATION, SKEWNESS, COEFF. OF VARIATION,PERCENTAGE OF AVERAGE FLOW)

| | | | | | | | | | | | |
|---|---|---|---|---|---|---|---|---|---|---|---|
| 0.9045E+00 | 0.1603E+01 | 0.2172E+01 | 0.2545E+01 | 0.2867E+01 | 0.2865E+01 | 0.2716E+01 | 0.2500E+01 | 0.1991E+01 | 0.1484E+01 | 0.1211E+01 | 0.1108E+01 |
| 0.6975E+00 | 0.7423E+00 | 0.7341E+00 | 0.2768E+00 | 0.2006E+00 | 0.8476E-01 | 0.6993E-01 | 0.1784E+00 | 0.2986E+00 | 0.6297E+00 | 0.3763E+00 | 0.3894E+00 |
| 0.8352E+00 | 0.8616E+00 | 0.8568E+00 | 0.5261E+00 | 0.4479E+00 | 0.2911E+00 | 0.2645E+00 | 0.4223E+00 | 0.5465E+00 | 0.7935E+00 | 0.6134E+00 | 0.6240E+00 |
| -0.3051E+00 | -0.1831E+00 | -0.1830E+01 | -0.5485E+00 | -0.1088E+01 | -0.4665E+00 | -0.6188E-01 | -0.3752E+00 | -0.3281E+00 | -0.1130E+01 | 0.2411E+00 | 0.2142E+00 |
| 0.9234E+00 | 0.5374E+00 | 0.3945E+00 | 0.2067E+00 | 0.1679E+00 | 0.1016E+00 | 0.9736E-01 | 0.1689E+00 | 0.2745E+00 | 0.5347E+00 | 0.5063E+00 | 0.5630E+00 |
| 0.3806E+01 | 0.6745E+01 | 0.9137E+01 | 0.1071E+02 | 0.1122E+02 | 0.1205E+02 | 0.1143E+02 | 0.1052E+02 | 0.8377E+01 | 0.6244E+01 | 0.5097E+01 | 0.4663E+01 |

STATISTICS ON LOG ANNUAL MEANS(ALL DAYS)

| MEAN | VARIANCE | STANDARD DEVIATION | SKEWNESS | COEFF. OF VARIATION | SERIAL CORR |
|---|---|---|---|---|---|
| 0.2506E+01 | 0.4037E-01 | 0.2009E+00 | -0.1601E+01 | 0.8019E-01 | 0.3543E+00 |

**ANNUAL PEAKS**

| | | | |
|---|---|---|---|
| 1913 | 16000 | 1960 | 1710 |
| 1937 | 12100 | 1961 | 13700 |
| 1948 | 4920 | 1962 | 5280 |
| 1949 | 4220 | 1963 | 4070 |
| 1950 | 6300 | 1964 | 14100 |
| 1951 | 4760 | 1965 | 3020 |
| 1952 | 3880 | 1966 | 3190 |
| 1953 | 1640 | 1967 | 3440 |
| 1954 | 950 | 1968 | 2720 |
| 1955 | 2940 | 1969 | 4660 |
| 1956 | 3100 | 1970 | 3550 |
| 1957 | 6900 | 1971 | 2530 |
| 1958 | 4250 | 1972 | 5520 |
| 1959 | 9150 | 1973 | 2350 |

## 03375800 Hall Creek near St. Anthony, Ind.

LOCATION.--Lat 38°21'45", long 86°49'43", in NW¼NW¼ sec.11, T.2 S., R.4 W., Dubois County, on downstream side of right pier of bridge on County Road 125 South, and 3.3 miles (5.3 km) north of St. Anthony.

DRAINAGE AREA.--21.8 mi² (56.5 km²).

DURATION TABLE OF DAILY DISCHARGE FOR YEAR ENDING SEPTEMBER 30

| CLASS | 0 | 1 | 2 | 3 | 4 | 5 | 6 | 7 | 8 | 9 | 10 | 11 | 12 | 13 | 14 | 15 | 16 | 17 | 18 | 19 | 20 | 21 | 22 | 23 | 24 | 25 | 26 | 27 | 28 | 29 | 30 | 31 | 32 | 33 | 34 | CFS_DAYS |
|---|---|---|---|---|---|---|---|---|---|---|---|---|---|---|---|---|---|---|---|---|---|---|---|---|---|---|---|---|---|---|---|---|---|---|---|---|
| YEAR | NUMBER OF DAYS IN CLASS | | | | | | | | | | | | | | | | | | | | | | | | | | | | | | | | | | | |
| 1971 | | | | | | | | 2 | 7 | 8 | 7 | 5 | 17 | 26 | 20 | 23 | 33 | 30 | 41 | 19 | 29 | 33 | 21 | 9 | 13 | 4 | 4 | 7 | 4 | 1 | 2 | | | | | 7168.2 |
| 1972 | 33 | 3 | 2 | 2 | 3 | 3 | 22 | 17 | 9 | 5 | 9 | 2 | 14 | 28 | 14 | 11 | 10 | 13 | 24 | 17 | 21 | 34 | 18 | 9 | 9 | 14 | 3 | 7 | 2 | 1 | 6 | 1 | | | | 8575.4 |
| 1973 | 27 | 1 | 1 | | 1 | 1 | 3 | 15 | 20 | 15 | 11 | 7 | 7 | 8 | 5 | 5 | 17 | 24 | 28 | 15 | 26 | 26 | 23 | 17 | 19 | 12 | 8 | 13 | 4 | 2 | 4 | | | | | 10113.0 |

| CLASS | CFS | TOTAL | ACCUM | PERCT | CLASS | CFS | TOTAL | ACCUM | PERCT | CLASS | CFS | TOTAL | ACCUM | PERCT | CLASS | CFS | TOTAL | ACCUM | PERCT |
|---|---|---|---|---|---|---|---|---|---|---|---|---|---|---|---|---|---|---|---|
| 0 | 0.00 | 60 | 1096 | 100.0 | 9 | 0.30 | 36 | 960 | 87.6 | 18 | 4.7 | 67 | 617 | 56.3 | 27 | 87 | 15 | 69 | 6.2 |
| 1 | 0.01 | 4 | 1036 | 94.5 | 10 | 0.40 | 28 | 924 | 84.3 | 19 | 6.5 | 93 | 550 | 50.2 | 28 | 120 | 27 | 54 | 4.9 |
| 2 | 0.02 | 3 | 1032 | 94.2 | 11 | 0.50 | 27 | 896 | 81.8 | 20 | 9.0 | 51 | 457 | 41.7 | 29 | 170 | 10 | 27 | 2.4 |
| 3 | 0.03 | 2 | 1029 | 93.9 | 12 | 0.70 | 14 | 869 | 79.3 | 21 | 12.0 | 76 | 406 | 37.0 | 30 | 230 | 4 | 17 | 1.5 |
| 4 | 0.05 | 4 | 1027 | 93.7 | 13 | 0.90 | 38 | 855 | 78.0 | 22 | 17.0 | 93 | 330 | 30.1 | 31 | 320 | 12 | 13 | 1.1 |
| 5 | 0.07 | 4 | 1023 | 93.3 | 14 | 1.30 | 62 | 817 | 74.5 | 23 | 24.0 | 62 | 237 | 21.6 | 32 | 440 | 1 | 1 | .0 |
| 6 | 0.09 | 0 | 1019 | 93.0 | 15 | 1.80 | 39 | 755 | 68.9 | 24 | 33.0 | 35 | 175 | 16.0 | 33 | | | | |
| 7 | 0.10 | 25 | 1019 | 93.0 | 16 | 2.50 | 39 | 716 | 65.3 | 25 | 45.0 | 41 | 140 | 12.8 | 34 | | | | |
| 8 | 0.20 | 34 | 994 | 90.7 | 17 | 3.40 | 60 | 677 | 61.8 | 26 | 63.0 | 30 | 99 | 9.0 | | | | | |

LOWEST MEAN DISCHARGE, IN CFS, AND RANKING, FOR THE FOLLOWING NUMBER OF CONSECUTIVE DAYS IN YEAR ENDING MARCH 31

| YEAR | 1 | | 3 | | 7 | | 14 | | 30 | | 60 | | 90 | | 120 | | 183 | | ANNUAL | |
|---|---|---|---|---|---|---|---|---|---|---|---|---|---|---|---|---|---|---|---|---|
| 1972 | 0.24 | 2 | 0.31 | 2 | 0.40 | 2 | 0.82 | 2 | 1.77 | 2 | 2.22 | 2 | 3.01 | 2 | 3.24 | 2 | 3.99 | 2 | 17.20 | 1 |
| 1973 | 0.00 | 1 | 0.00 | 1 | 0.00 | 1 | 0.00 | 1 | 0.00 | 1 | 0.03 | 1 | 0.55 | 1 | 0.62 | 1 | 1.29 | 1 | 27.10 | 2 |

HIGHEST MEAN DISCHARGE, IN CFS, AND RANKING, FOR THE FOLLOWING NUMBER OF CONSECUTIVE DAYS IN YEAR ENDING SEPTEMBER 30

| YEAR | 1 | | 3 | | 7 | | 15 | | 30 | | 60 | | 90 | | 120 | | 183 | | ANNUAL | |
|---|---|---|---|---|---|---|---|---|---|---|---|---|---|---|---|---|---|---|---|---|
| 1971 | 394.0 | 3 | 181.0 | 3 | 132.0 | 3 | 107.0 | 3 | 75.4 | 3 | 51.3 | 3 | 46.3 | 3 | 41.6 | 3 | 32.5 | 3 | 19.6 | 3 |
| 1972 | 448.0 | 1 | 424.0 | 1 | 287.0 | 1 | 189.0 | 1 | 106.0 | 1 | 91.8 | 1 | 71.3 | 1 | 59.6 | 1 | 45.7 | 2 | 23.4 | 2 |
| 1973 | 458.0 | 2 | 290.0 | 2 | 205.0 | 2 | 142.0 | 2 | 96.1 | 2 | 83.2 | 2 | 64.6 | 2 | 55.6 | 2 | 48.9 | 1 | 27.7 | 1 |

STATISTICS ON NORMAL MONTHLY MEANS(ALL DAYS)

| OCT | NOV | DEC | JAN | FEB | MARCH | APRIL | MAY | JUNE | JULY | AUG | SEPT |
|---|---|---|---|---|---|---|---|---|---|---|---|
| BY ROWS(MEAN,VARIANCE,STANDARD DEVIATION, SKEWNESS, COEFF. OF VARIATION,PERCENTAGE OF AVERAGE FLOW) | | | | | | | | | | | |
| 0.5573E+01 | 0.1223E+02 | 0.3456E+02 | 0.2649E+02 | 0.4820E+02 | 0.5913E+02 | 0.6150E+02 | 0.1804E+02 | 0.7824E+01 | 0.5598E+01 | 0.3880E+01 | 0.1910E+01 |
| 0.5540E+02 | 0.1586E+03 | 0.1601E+03 | 0.1647E+02 | 0.7194E+03 | 0.1064E+04 | 0.2264E+04 | 0.1011E+02 | 0.8978E+02 | 0.3946E+02 | 0.4791E+01 | 0.9168E+01 |
| 0.7443E+01 | 0.1259E+02 | 0.1265E+02 | 0.4059E+01 | 0.2682E+02 | 0.3262E+02 | 0.4758E+02 | 0.3180E+01 | 0.9475E+01 | 0.6282E+01 | 0.2189E+01 | 0.3028E+01 |
| 0.1488E+01 | 0.1308E+01 | 0.1123E+01 | -0.8672E+00 | 0.9136E+00 | -0.1643E+00 | -0.9310E+00 | 0.1732E+01 | 0.1274E+01 | 0.1421E+01 | -0.6698E+00 | 0.1720E+01 |
| 0.1336E+01 | 0.1030E+01 | 0.3660E+00 | 0.1532E+00 | 0.5565E+00 | 0.5517E+00 | 0.7738E+00 | 0.1763E+00 | 0.1211E+01 | 0.1122E+01 | 0.5641E+00 | 0.1585E+01 |
| 0.1956E+01 | 0.4291E+01 | 0.1213E+02 | 0.9298E+01 | 0.1692E+02 | 0.2075E+02 | 0.2158E+02 | 0.6330E+01 | 0.2746E+01 | 0.1965E+01 | 0.1362E+01 | 0.6704E+00 |

STATISTICS ON NORMAL ANNUAL MEANS(ALL DAYS)

| MEAN | VARIANCE | STANDARD DEVIATION | SKEWNESS | COEFF. OF VARIATION | SERIAL CORR |
|---|---|---|---|---|---|
| 0.2359E+02 | 0.1629E+02 | 0.4036E+01 | 0.1801E+00 | 0.1711E+00 | 0.1000E+01 |

STATISTICS ON LOG MONTHLY MEANS(ALL DAYS)

| OCT | NOV | DEC | JAN | FEB | MARCH | APRIL | MAY | JUNE | JULY | AUG | SEPT |
|---|---|---|---|---|---|---|---|---|---|---|---|

BY ROWS(MEAN,VARIANCE,STANDARD DEVIATION, SKEWNESS, COEFF. OF VARIATION,PERCENTAGE OF AVERAGE FLOW)

| | | | | | | | | | | | |
|---|---|---|---|---|---|---|---|---|---|---|---|
| -0.5150E-01 | 0.8905E+00 | 0.1520E+01 | 0.1420E+01 | 0.1637E+01 | 0.1718E+01 | 0.1617E+01 | 0.1252E+01 | 0.4129E+00 | 0.5053E+00 | 0.5276E+00 | -0.3945E+00 |
| 0.2238E+01 | 0.2921E+00 | 0.2405E-01 | 0.4708E-02 | 0.6163E-01 | 0.7746E-01 | 0.3086E+00 | 0.5385E-02 | 0.1034E+01 | 0.3673E+00 | 0.9146E-01 | 0.1122E+01 |
| 0.1496E+01 | 0.5405E+00 | 0.1551E+00 | 0.6862E-01 | 0.2483E+00 | 0.2783E+00 | 0.5555E+00 | 0.7338E-01 | 0.1017E+01 | 0.6060E+00 | 0.3024E+00 | 0.1059E+01 |
| -0.1291E+01 | -0.1641E+00 | 0.7395E+00 | -0.1030E+01 | 0.1486E+00 | -0.9597E+00 | -0.1578E+01 | 0.1732E+01 | -0.1120E+01 | -0.1087E+00 | -0.1295E+01 | 0.6311E+00 |
| -0.2904E+02 | 0.6069E+00 | 0.1020E+00 | 0.4834E-01 | 0.1517E+00 | 0.1620E+00 | 0.3435E+00 | 0.5862E-01 | 0.2462E+01 | 0.1199E+01 | 0.5732E+00 | -0.2686E+01 |
| -0.4660E+00 | 0.8057E+01 | 0.1375E+02 | 0.1284E+02 | 0.1481E+02 | 0.1554E+02 | 0.1463E+02 | 0.1133E+02 | 0.3736E+01 | 0.4572E+01 | 0.4774E+01 | -0.3569E+01 |

STATISTICS ON LOG ANNUAL MEANS(ALL DAYS)

| MEAN | VARIANCE | STANDARD DEVIATION | SKEWNESS | COEFF. OF VARIATION | SERIAL CORR |
|---|---|---|---|---|---|
| 0.1368E+01 | 0.5987E-02 | 0.7474E-01 | -0.7718E-01 | 0.5462E-01 | 0.1000E+01 |

**ANNUAL PEAKS**

| | |
|---|---|
| 1971 | 534 |
| 1972 | 564 |
| 1973 | 517 |

03376000 Patoka River near Jasper, Ind.

LOCATION.--Lat 38°21'13", long 86°56'32", in SW¼ sec.11, T.2 S., R.5 W., at bridge on State Highway 45, 1.75 miles (2.82 km) upstream from Huntley Creek and 2.5 miles (4.0 km) south of Jasper.

DRAINAGE AREA.--342 mi² (886 km²).

DURATION TABLE OF DAILY DISCHARGE FOR YEAR ENDING SEPTEMBER 30

NUMBER OF DAYS IN CLASS

| YEAR | 0 | 1 | 2 | 3 | 4 | 5 | 6 | 7 | 8 | 9 | 10 | 11 | 12 | 13 | 14 | 15 | 16 | 17 | 18 | 19 | 20 | 21 | 22 | 23 | 24 | 25 | 26 | 27 | 28 | 29 | 30 | 31 | 32 | 33 | 34 | CFS_DAYS |
|---|---|---|---|---|---|---|---|---|---|---|---|---|---|---|---|---|---|---|---|---|---|---|---|---|---|---|---|---|---|---|---|---|---|---|---|---|
| 1944 | | | 2 | 9 | 5 | 23 | 17 | 35 | 31 | 12 | 8 | 12 | 8 | 25 | 20 | 9 | 6 | 12 | 18 | 13 | 7 | 9 | 10 | 11 | 9 | 11 | 4 | 11 | 19 | 3 | 2 | 5 | | | | 87718.9 |
| 1945 | | | | 1 | 1 | 11 | 15 | 6 | | 4 | 5 | 5 | 6 | 9 | 11 | 21 | 20 | 11 | 13 | 11 | 17 | 21 | 27 | 33 | 19 | 14 | 15 | 9 | 13 | 13 | 17 | 6 | 5 | 4 | 2 | 241540.9 |

| CLASS | CFS | TOTAL | ACCUM | PERCT | CLASS | CFS | TOTAL | ACCUM | PERCT | CLASS | CFS | TOTAL | ACCUM | PERCT | CLASS | CFS | TOTAL | ACCUM | PERCT |
|---|---|---|---|---|---|---|---|---|---|---|---|---|---|---|---|---|---|---|---|
| 0 | 0.00 | 0 | 731 | 100.0 | 9 | 2.30 | 13 | 559 | 76.5 | 18 | 51.0 | 24 | 340 | 46.5 | 27 | 1200 | 32 | 89 | 12.1 |
| 1 | 0.10 | 2 | 731 | 100.0 | 10 | 3.20 | 17 | 546 | 74.7 | 19 | 72.0 | 24 | 316 | 43.2 | 28 | 1600 | 16 | 57 | 7.7 |
| 2 | 0.20 | 10 | 729 | 99.7 | 11 | 4.50 | 14 | 529 | 72.4 | 20 | 100.0 | 30 | 292 | 39.9 | 29 | 2300 | 19 | 41 | 5.6 |
| 3 | 0.30 | 6 | 719 | 98.4 | 12 | 6.40 | 34 | 515 | 70.5 | 21 | 140.0 | 37 | 262 | 35.8 | 30 | 3300 | 11 | 22 | 3.0 |
| 4 | 0.40 | 34 | 713 | 97.5 | 13 | 9.00 | 31 | 481 | 65.8 | 22 | 200.0 | 44 | 225 | 30.8 | 31 | 4600 | 5 | 11 | 1.5 |
| 5 | 0.60 | 32 | 679 | 92.9 | 14 | 13.00 | 30 | 450 | 61.6 | 23 | 290.0 | 28 | 181 | 24.8 | 32 | 6500 | 4 | 6 | .8 |
| 6 | 0.80 | 41 | 647 | 88.5 | 15 | 18.00 | 26 | 420 | 57.5 | 24 | 410.0 | 25 | 153 | 20.9 | 33 | 9200 | 2 | 2 | .2 |
| 7 | 1.10 | 31 | 606 | 82.9 | 16 | 25.00 | 23 | 394 | 53.9 | 25 | 580.0 | 19 | 128 | 17.5 | 34 | | | | |
| 8 | 1.00 | 16 | 575 | 78.7 | 17 | 36.00 | 31 | 371 | 50.8 | 26 | 810.0 | 20 | 109 | 14.9 | | | | | |

LOWEST MEAN DISCHARGE, IN CFS, AND RANKING, FOR THE FOLLOWING NUMBER OF CONSECUTIVE DAYS IN YEAR ENDING MARCH 31

| YEAR | 1 | | 3 | | 7 | | 14 | | 30 | | 60 | | 90 | | 120 | | 183 | | ANNUAL | |
|---|---|---|---|---|---|---|---|---|---|---|---|---|---|---|---|---|---|---|---|---|
| 1945 | 0.20 | 1 | 0.40 | 1 | 0.44 | 1 | 0.54 | 1 | 0.57 | 1 | 7.06 | 1 | 15.60 | 1 | 22.60 | 1 | 22.90 | 1 | 588.00 | 1 |

HIGHEST MEAN DISCHARGE, IN CFS, AND RANKING, FOR THE FOLLOWING NUMBER OF CONSECUTIVE DAYS IN YEAR ENDING SEPTEMBER 30

| YEAR | 1 | | 3 | | 7 | | 15 | | 30 | | 60 | | 90 | | 120 | | 183 | | ANNUAL | |
|---|---|---|---|---|---|---|---|---|---|---|---|---|---|---|---|---|---|---|---|---|
| 1944 | 4110.0 | 2 | 3960.0 | 2 | 3620.0 | 2 | 2330.0 | 2 | 1630.0 | 2 | 1220.0 | 2 | 914.0 | 2 | 693.0 | 2 | 461.0 | 2 | 240.0 | 2 |
| 1945 | 5840.0 | 1 | 8940.0 | 1 | 7800.0 | 1 | 5960.0 | 1 | 4170.0 | 1 | 2830.0 | 1 | 1990.0 | 1 | 1640.0 | 1 | 1190.0 | 1 | 662.0 | 1 |

STATISTICS ON NORMAL MONTHLY MEANS(ALL DAYS)

| OCT | NOV | DEC | JAN | FEB | MARCH | APRIL | MAY | JUNE | JULY | AUG | SEPT |
|---|---|---|---|---|---|---|---|---|---|---|---|
| BY ROWS(MEAN,VARIANCE,STANDARD DEVIATION, SKEWNESS, COEFF. OF VARIATION,PERCENTAGE OF AVERAGE FLOW) | | | | | | | | | | | |
| 0.6814E+01 | 0.5048E+01 | 0.4360E+02 | 0.1652E+03 | 0.6302E+03 | 0.2207E+04 | 0.1366E+04 | 0.2081E+03 | 0.3924E+03 | 0.6284E+02 | 0.5255E+02 | 0.2972E+03 |
| 0.7258E+02 | 0.2972E+02 | 0.3591E+04 | 0.3600E+05 | 0.6176E+06 | 0.3687E+07 | 0.9149E+05 | 0.6318E+03 | 0.2823E+06 | 0.6735E+04 | 0.1186E+00 | 0.1226E+06 |
| 0.8519E+01 | 0.5452E+01 | 0.5992E+02 | 0.1897E+03 | 0.7859E+03 | 0.1920E+04 | 0.3025E+03 | 0.2514E+02 | 0.5314E+03 | 0.8207E+02 | 0.3444E+00 | 0.3501E+03 |
| ***** | ***** | ***** | ***** | ***** | ***** | ***** | ***** | ***** | ***** | ***** | ***** |
| 0.1250E+01 | 0.1080E+01 | 0.1374E+01 | 0.1148E+01 | 0.1247E+01 | 0.8699E+00 | 0.2215E+00 | 0.1208E+00 | 0.1354E+01 | 0.1306E+01 | 0.6554E-02 | 0.1178E+01 |
| 0.1253E+00 | 0.9285E-01 | 0.8019E+00 | 0.3039E+01 | 0.1159E+02 | 0.4060E+02 | 0.2512E+02 | 0.3827E+01 | 0.7218E+01 | 0.1156E+01 | 0.9665E+00 | 0.5467E+01 |

STATISTICS ON NORMAL ANNUAL MEANS(ALL DAYS)

| MEAN | VARIANCE | STANDARD DEVIATION | SKEWNESS | COEFF. OF VARIATION | SERIAL CORR |
|---|---|---|---|---|---|
| 0.4507E+03 | 0.8908E+05 | 0.2985E+03 | 0.1000E+41 | 0.6622E+00 | 0.1000E+51 |

STATISTICS ON LOG MONTHLY MEANS(ALL DAYS)

| OCT | NOV | DEC | JAN | FEB | MARCH | APRIL | MAY | JUNE | JULY | AUG | SEPT |
|---|---|---|---|---|---|---|---|---|---|---|---|
| BY ROWS(MEAN,VARIANCE,STANDARD DEVIATION, SKEWNESS, COEFF. OF VARIATION,PERCENTAGE OF AVERAGE FLOW) | | | | | | | | | | | |
| 0.5032E+00 | 0.5132E+00 | 0.1011E+01 | 0.1984E+01 | 0.2473E+01 | 0.3241E+01 | 0.3130E+01 | 0.2317E+01 | 0.2054E+01 | 0.1382E+01 | 0.1721E+01 | 0.2216E+01 |
| 0.7329E+00 | 0.3809E+00 | 0.1704E+01 | 0.4843E+00 | 0.7222E+00 | 0.1940E+00 | 0.9409E-02 | 0.2766E-02 | 0.1383E+01 | 0.9799E+00 | 0.8102E-05 | 0.5409E+00 |
| 0.8561E+00 | 0.6172E+00 | 0.1305E+01 | 0.6959E+00 | 0.8498E+00 | 0.4404E+00 | 0.9700E-01 | 0.5260E-01 | 0.1176E+01 | 0.9899E+00 | 0.2846E-02 | 0.7355E+00 |
| ***** | ***** | ***** | ***** | ***** | ***** | ***** | ***** | ***** | ***** | ***** | ***** |
| 0.1701E+01 | 0.1203E+01 | 0.1291E+01 | 0.3508E+00 | 0.3436E+00 | 0.1359E+00 | 0.3099E-01 | 0.2270E-01 | 0.5726E+00 | 0.7161E+00 | 0.1654E-02 | 0.3319E+00 |
| 0.2232E+01 | 0.2276E+01 | 0.4486E+01 | 0.8801E+01 | 0.1097E+02 | 0.1437E+02 | 0.1388E+02 | 0.1028E+02 | 0.9110E+01 | 0.6132E+01 | 0.7632E+01 | 0.9830E+01 |

STATISTICS ON LOG ANNUAL MEANS(ALL DAYS)

| MEAN | VARIANCE | STANDARD DEVIATION | SKEWNESS | COEFF. OF VARIATION | SERIAL CORR |
|---|---|---|---|---|---|
| 0.2600E+01 | 0.9728E-01 | 0.3119E+00 | 0.1000E+41 | 0.1200E+00 | 0.1000E+51 |

**ANNUAL PEAKS**

| | |
|---|---|
| 1944 | 6200 |
| 1945 | 11300 |

## 03376260 Flat Creek near Otwell, Ind.

LOCATION.--Lat 38°26'12", long 87°07'52", in SE¼SE¼ sec.12, T.1 S., R.7 W., Pike County, on right bank at upstream side of bridge on State Highway 56, 2.2 miles (3.5 km) west of intersection of State Highways 56 and 257, 2.5 miles (4.0 km) southeast of Otwell, and 6.2 miles (10.0 km) east of junction of State Highways 56 and 61.

DRAINAGE AREA.--21.3 mi² (55.2 km²).

DURATION TABLE OF DAILY DISCHARGE FOR YEAR ENDING SEPTEMBER 30

NUMBER OF DAYS IN CLASS

| YEAR | 0 | 1 | 2 | 3 | 4 | 5 | 6 | 7 | 8 | 9 | 10 | 11 | 12 | 13 | 14 | 15 | 16 | 17 | 18 | 19 | 20 | 21 | 22 | 23 | 24 | 25 | 26 | 27 | 28 | 29 | 30 | 31 | 32 | 33 | 34 | CFS_DAYS |
|---|---|---|---|---|---|---|---|---|---|---|---|---|---|---|---|---|---|---|---|---|---|---|---|---|---|---|---|---|---|---|---|---|---|---|---|---|
| 1965 | 98 | | | | | | 13 | 6 | 7 | 23 | 21 | 13 | 12 | 22 | 18 | 16 | 22 | 21 | 20 | 15 | 13 | 6 | 5 | 2 | 5 | 3 | 1 | | 2 | | | 1 | | | | 4514.5 |
| 1966 | 50 | | | | | | 13 | 11 | 47 | 40 | 30 | 17 | 9 | 17 | 9 | 10 | 19 | 14 | 17 | 8 | 12 | 12 | 9 | 5 | 6 | 1 | 4 | 2 | 1 | | 2 | | | | | 5709.4 |
| 1967 | 20 | | 4 | 7 | 6 | 4 | 34 | 12 | 8 | 11 | 24 | 11 | 19 | 17 | 42 | 37 | 24 | 27 | 13 | 8 | 8 | 6 | 4 | 4 | 4 | 1 | 2 | 2 | 3 | 3 | | | | | | 5722.6 |
| 1968 | 24 | 2 | 1 | 2 | 3 | 3 | 5 | 7 | 6 | 4 | 20 | 19 | 28 | 29 | 53 | 26 | 20 | 17 | 16 | 15 | 18 | 11 | 5 | 11 | 10 | 1 | 2 | 2 | 4 | 1 | 1 | | | | | 7287.8 |
| 1969 | 21 | 1 | 1 | 4 | 3 | 3 | 9 | 5 | 3 | 6 | 10 | 5 | 16 | 34 | 32 | 33 | 36 | 34 | 18 | 15 | 16 | 15 | 10 | 14 | 3 | 7 | 1 | | 2 | 5 | 3 | | | | | 10304.0 |
| 1970 | 3 | 1 | | 1 | | | 1 | 2 | 3 | 8 | 11 | 9 | 21 | 41 | 35 | 41 | 30 | 16 | 18 | 25 | 24 | 26 | 17 | 11 | 9 | | 4 | 1 | 3 | 1 | 1 | | | | | 8387.6 |
| 1971 | 18 | 2 | 4 | 9 | 1 | 5 | 5 | 4 | 1 | 5 | 10 | 5 | 11 | 31 | 51 | 43 | 39 | 31 | 17 | 18 | 14 | 14 | 5 | 5 | 3 | 6 | 2 | 3 | | 2 | 1 | | | | | 6467.4 |
| 1972 | 39 | | | | | 3 | 8 | 14 | 9 | 21 | 16 | 7 | 14 | 18 | 27 | 30 | 31 | 29 | 30 | 21 | 14 | 10 | 5 | 8 | 2 | 2 | 2 | | 1 | 2 | 3 | | | | | 7025.7 |
| 1973 | 20 | | | | 1 | 1 | 2 | | 1 | 4 | 3 | 6 | 20 | 12 | 34 | 26 | 39 | 47 | 28 | 22 | 22 | 22 | 15 | 12 | 11 | 7 | 2 | 3 | 3 | 2 | | | | | | 9779.5 |

| CLASS | CFS | TOTAL | ACCUM | PERCT | CLASS | CFS | TOTAL | ACCUM | PERCT | CLASS | CFS | TOTAL | ACCUM | PERCT | CLASS | CFS | TOTAL | ACCUM | PERCT |
|---|---|---|---|---|---|---|---|---|---|---|---|---|---|---|---|---|---|---|---|
| 0 | 0.00 | 293 | 3287 | 100.0 | 9 | 0.40 | 122 | 2686 | 81.7 | 18 | 9.7 | 177 | 897 | 27.3 | 27 | 220 | 13 | 60 | 1.8 |
| 1 | 0.01 | 6 | 2994 | 91.1 | 10 | 0.60 | 145 | 2564 | 78.0 | 19 | 14.0 | 147 | 720 | 21.9 | 28 | 300 | 19 | 47 | 1.4 |
| 2 | 0.02 | 10 | 2988 | 90.9 | 11 | 0.90 | 92 | 2419 | 73.6 | 20 | 19.0 | 141 | 573 | 17.4 | 29 | 430 | 16 | 28 | .8 |
| 3 | 0.03 | 23 | 2978 | 90.6 | 12 | 1.20 | 150 | 2327 | 70.8 | 21 | 27.0 | 124 | 432 | 13.1 | 30 | 610 | 11 | 12 | .3 |
| 4 | 0.05 | 14 | 2955 | 89.9 | 13 | 1.70 | 221 | 2177 | 66.2 | 22 | 39.0 | 75 | 308 | 9.4 | 31 | 860 | 1 | 1 | .0 |
| 5 | 0.07 | 19 | 2941 | 89.5 | 14 | 2.50 | 301 | 1956 | 59.5 | 23 | 54.0 | 72 | 233 | 7.1 | 32 | | | | |
| 6 | 0.10 | 90 | 2922 | 88.9 | 15 | 3.50 | 262 | 1655 | 50.3 | 24 | 77.0 | 53 | 161 | 4.9 | 33 | | | | |
| 7 | 0.20 | 61 | 2832 | 86.2 | 16 | 4.90 | 260 | 1393 | 42.4 | 25 | 113.0 | 28 | 108 | 3.3 | 34 | | | | |
| 8 | 0.30 | 85 | 2771 | 84.3 | 17 | 6.90 | 236 | 1133 | 34.5 | 26 | 150.0 | 20 | 80 | 2.4 | | | | | |

LOWEST MEAN DISCHARGE, IN CFS, AND RANKING, FOR THE FOLLOWING NUMBER OF CONSECUTIVE DAYS IN YEAR ENDING MARCH 31

| YEAR | 1 | | 3 | | 7 | | 14 | | 30 | | 60 | | 90 | | 120 | | 183 | | ANNUAL | |
|---|---|---|---|---|---|---|---|---|---|---|---|---|---|---|---|---|---|---|---|---|
| 1966 | 0.00 | 1 | 0.00 | 1 | 0.00 | 1 | 0.00 | 1 | 0.01 | 2 | 0.44 | 5 | 0.68 | 3 | 2.14 | 6 | 2.62 | 4 | 12.40 | 1 |
| 1967 | 0.00 | 2 | 0.00 | 2 | 0.00 | 2 | 0.00 | 2 | 0.00 | 1 | 0.08 | 1 | 0.26 | 1 | 0.31 | 1 | 0.57 | 1 | 14.80 | 3 |
| 1968 | 0.00 | 3 | 0.00 | 3 | 0.00 | 3 | 0.02 | 5 | 0.05 | 4 | 0.80 | 6 | 0.96 | 6 | 1.28 | 5 | 1.73 | 2 | 21.30 | 4 |
| 1969 | 0.00 | 4 | 0.00 | 4 | 0.00 | 4 | 0.00 | 3 | 0.19 | 6 | 0.28 | 3 | 0.31 | 2 | 1.12 | 3 | 3.04 | 5 | 24.80 | 8 |
| 1970 | 0.00 | 5 | 0.03 | 8 | 0.66 | 8 | 0.82 | 8 | 1.21 | 8 | 3.30 | 7 | 3.76 | 7 | 7.52 | 8 | 10.50 | 8 | 23.90 | 6 |
| 1971 | 0.00 | 6 | 0.00 | 5 | 0.00 | 5 | 0.04 | 6 | 0.72 | 7 | 3.57 | 8 | 4.64 | 8 | 5.85 | 7 | 6.84 | 7 | 21.30 | 5 |
| 1972 | 0.00 | 7 | 0.00 | 6 | 0.00 | 6 | 0.04 | 7 | 0.16 | 5 | 0.38 | 4 | 0.70 | 4 | 1.18 | 4 | 4.93 | 6 | 13.70 | 2 |
| 1973 | 0.00 | 8 | 0.00 | 7 | 0.00 | 7 | 0.00 | 4 | 0.03 | 3 | 0.18 | 2 | 0.96 | 5 | 1.07 | 2 | 2.39 | 3 | 24.60 | 7 |

HIGHEST MEAN DISCHARGE, IN CFS, AND RANKING, FOR THE FOLLOWING NUMBER OF CONSECUTIVE DAYS IN YEAR ENDING SEPTEMBER 30

| YEAR | 1 | | 3 | | 7 | | 15 | | 30 | | 60 | | 90 | | 120 | | 183 | | ANNUAL | |
|---|---|---|---|---|---|---|---|---|---|---|---|---|---|---|---|---|---|---|---|---|
| 1965 | 880.0 | 1 | 475.0 | 3 | 236.0 | 4 | 115.0 | 6 | 88.4 | 3 | 48.4 | 8 | 40.4 | 9 | 32.4 | 9 | 22.7 | 9 | 12.4 | 9 |
| 1966 | 762.0 | 4 | 389.0 | 6 | 211.0 | 7 | 114.0 | 7 | 70.6 | 7 | 43.5 | 9 | 43.5 | 7 | 42.0 | 5 | 30.7 | 6 | 15.6 | 8 |
| 1967 | 532.0 | 9 | 459.0 | 4 | 215.0 | 6 | 139.0 | 3 | 83.4 | 5 | 50.4 | 6 | 45.7 | 6 | 37.2 | 7 | 30.1 | 7 | 15.7 | 7 |
| 1968 | 682.0 | 5 | 355.0 | 8 | 220.0 | 5 | 109.0 | 8 | 70.4 | 8 | 49.3 | 7 | 45.9 | 5 | 40.5 | 6 | 37.0 | 5 | 19.9 | 4 |
| 1969 | 856.0 | 2 | 644.0 | 2 | 306.0 | 2 | 250.0 | 1 | 140.0 | 1 | 92.2 | 1 | 69.1 | 1 | 58.5 | 1 | 46.3 | 1 | 28.2 | 1 |
| 1970 | 664.0 | 6 | 370.0 | 7 | 180.0 | 8 | 122.0 | 5 | 76.1 | 6 | 69.1 | 4 | 58.8 | 4 | 48.7 | 4 | 39.5 | 3 | 23.0 | 3 |
| 1971 | 646.0 | 7 | 248.0 | 9 | 166.0 | 9 | 97.9 | 9 | 64.0 | 9 | 53.8 | 5 | 43.1 | 8 | 34.7 | 8 | 26.8 | 8 | 17.7 | 6 |
| 1972 | 804.0 | 3 | 731.0 | 1 | 400.0 | 1 | 219.0 | 2 | 116.0 | 2 | 89.3 | 2 | 64.6 | 2 | 51.4 | 2 | 37.0 | 4 | 19.2 | 5 |
| 1973 | 597.0 | 8 | 437.0 | 5 | 252.0 | 3 | 135.0 | 4 | 88.1 | 4 | 76.2 | 3 | 59.0 | 3 | 50.7 | 3 | 43.4 | 2 | 26.8 | 2 |

STATISTICS ON NORMAL MONTHLY MEANS(ALL DAYS)

| OCT | NOV | DEC | JAN | FEB | MARCH | APRIL | MAY | JUNE | JULY | AUG | SEPT |
|---|---|---|---|---|---|---|---|---|---|---|---|
| BY ROWS(MEAN,VARIANCE,STANDARD DEVIATION, SKEWNESS, COEFF. OF VARIATION,PERCENTAGE OF AVERAGE FLOW) | | | | | | | | | | | |
| 0.1589E+01 | 0.7287E+01 | 0.2372E+02 | 0.3106E+02 | 0.3817E+02 | 0.4074E+02 | 0.4677E+02 | 0.2437E+02 | 0.8120E+01 | 0.9903E+01 | 0.5414E+01 | 0.2084E+01 |
| 0.5264E+01 | 0.8593E+02 | 0.3977E+03 | 0.1303E+04 | 0.5835E+03 | 0.4818E+03 | 0.1159E+04 | 0.3455E+03 | 0.6170E+02 | 0.1768E+03 | 0.4127E+02 | 0.4948E+01 |
| 0.2294E+01 | 0.9270E+01 | 0.1994E+02 | 0.3610E+02 | 0.2416E+02 | 0.2195E+02 | 0.3404E+02 | 0.1859E+02 | 0.7855E+01 | 0.1330E+02 | 0.6424E+01 | 0.2224E+01 |
| 0.1635E+01 | 0.1291E+01 | 0.6341E+00 | 0.2515E+01 | 0.3409E+00 | -0.4940E-02 | 0.1059E+01 | 0.1068E+01 | 0.2029E+01 | 0.2127E+01 | 0.1876E+01 | 0.1603E+01 |
| 0.1444E+01 | 0.1272E+01 | 0.8408E+00 | 0.1162E+01 | 0.6328E+00 | 0.5387E+00 | 0.7279E+00 | 0.7626E+00 | 0.9674E+00 | 0.1343E+01 | 0.1187E+01 | 0.1067E+01 |
| 0.6643E+00 | 0.3046E+01 | 0.9914E+01 | 0.1298E+02 | 0.1596E+02 | 0.1703E+02 | 0.1955E+02 | 0.1019E+02 | 0.3394E+01 | 0.4139E+01 | 0.2263E+01 | 0.8711E+00 |

STATISTICS ON NORMAL ANNUAL MEANS(ALL DAYS)

| MEAN | VARIANCE | STANDARD DEVIATION | SKEWNESS | COEFF. OF VARIATION | SERIAL CORR |
|---|---|---|---|---|---|
| 0.1984E+02 | 0.2404E+02 | 0.5295E+01 | 0.4199E+00 | 0.2669E+00 | 0.4359E+00 |

STATISTICS ON LOG MONTHLY MEANS(ALL DAYS)

| OCT | NOV | DEC | JAN | FEB | MARCH | APRIL | MAY | JUNE | JULY | AUG | SEPT |
|---|---|---|---|---|---|---|---|---|---|---|---|
| BY ROWS(MEAN,VARIANCE,STANDARD DEVIATION, SKEWNESS, COEFF. OF VARIATION,PERCENTAGE OF AVERAGE FLOW) | | | | | | | | | | | |
| -0.1237E+00 | 0.4701E+00 | 0.1114E+01 | 0.1322E+01 | 0.1490E+01 | 0.1537E+01 | 0.1545E+01 | 0.1223E+01 | 0.7673E+00 | 0.5863E+00 | 0.3607E+00 | 0.1700E-01 |
| 0.3693E+00 | 0.4642E+00 | 0.4227E+00 | 0.1408E+00 | 0.9864E-01 | 0.8265E-01 | 0.1526E+00 | 0.2323E+00 | 0.1283E+00 | 0.5951E+00 | 0.5634E+00 | 0.4069E+00 |
| 0.6077E+00 | 0.6813E+00 | 0.6502E+00 | 0.3752E+00 | 0.3141E+00 | 0.2875E+00 | 0.3907E+00 | 0.4820E+00 | 0.3582E+00 | 0.7714E+00 | 0.7506E+00 | 0.6379E+00 |
| 0.3306E+00 | 0.1285E+00 | -0.1347E+01 | 0.9715E+00 | -0.2472E+00 | -0.6657E+00 | -0.1035E+01 | -0.1439E+01 | 0.6365E+00 | -0.9556E+00 | -0.9100E+00 | -0.6720E+00 |
| -0.4913E+01 | 0.1449E+01 | 0.5837E+00 | 0.2838E+00 | 0.2108E+00 | 0.1871E+00 | 0.2529E+00 | 0.3941E+00 | 0.4668E+00 | 0.1316E+01 | 0.2081E+01 | 0.3752E+02 |
| -0.1200E+01 | 0.4560E+01 | 0.1081E+02 | 0.1282E+02 | 0.1445E+02 | 0.1491E+02 | 0.1499E+02 | 0.1186E+02 | 0.7443E+01 | 0.5688E+01 | 0.3499E+01 | 0.1649E+00 |

STATISTICS ON LOG ANNUAL MEANS(ALL DAYS)

| MEAN | VARIANCE | STANDARD DEVIATION | SKEWNESS | COEFF. OF VARIATION | SERIAL CORR |
|---|---|---|---|---|---|
| 0.1284E+01 | 0.1358E-01 | 0.1165E+00 | -0.3075E-01 | 0.9080E-01 | 0.5256E+00 |

**ANNUAL PEAKS**

| | |
|---|---|
| 1965 | 1320 |
| 1966 | 1040 |
| 1967 | 943 |
| 1968 | 1150 |
| 1969 | 1060 |
| 1970 | 1010 |
| 1971 | 975 |
| 1972 | 1250 |
| 1973 | 1040 |

## 03376300 Patoka River at Winslow, Ind.

LOCATION.--Lat 38°22'48", long 87°13'00", in SW¼SW¼ sec.32, T.1 S., R.7 W., Pike County, on right bank at abandoned bridge abutment, 65 ft (20 m) upstream from bridge on State Highway 61, 100 ft (30 m) downstream from dam of Winslow Water Company, and 41.3 miles (66.5 km) above mouth.

DRAINAGE AREA.--603 mi² (1,562 km²).

REMARKS.--An average 0.13 ft³/s (0.004 m³/s) is diverted for municipal water supply 100 ft (30 m) above gage.

DURATION TABLE OF DAILY DISCHARGE FOR YEAR ENDING SEPTEMBER 30

| YEAR | CLASS 0 | 1 | 2 | 3 | 4 | 5 | 6 | 7 | 8 | 9 | 10 | 11 | 12 | 13 | 14 | 15 | 16 | 17 | 18 | 19 | 20 | 21 | 22 | 23 | 24 | 25 | 26 | 27 | 28 | 29 | 30 | 31 | 32 | 33 | 34 | CFS_DAYS |
|---|---|---|---|---|---|---|---|---|---|---|---|---|---|---|---|---|---|---|---|---|---|---|---|---|---|---|---|---|---|---|---|---|---|---|---|---|
| | | | | | | | | | | | | | | | NUMBER OF DAYS IN CLASS | | | | | | | | | | | | | | | | | | | | | |
| 1964 | | 1 | | 1 | 6 | 13 | 14 | 30 | 29 | 20 | 18 | 28 | 13 | 16 | 12 | 24 | 22 | 16 | 10 | 10 | 8 | 2 | 5 | 7 | 14 | 10 | 16 | 4 | 3 | 2 | 2 | 2 | 2 | 4 | 2 | 213115.5 |
| 1965 | | 1 | 1 | 2 | 6 | 13 | 14 | 10 | 14 | 18 | 14 | 16 | 3 | 7 | 8 | 22 | 10 | 13 | 14 | 17 | 14 | 18 | 18 | 25 | 30 | 25 | 5 | 14 | 6 | 7 | | | | | | 166587.2 |
| 1966 | | | | | | | | | | 10 | 8 | 42 | 35 | 24 | 26 | 33 | 23 | 11 | 8 | 16 | 11 | 9 | 10 | 8 | 12 | 8 | 26 | 20 | 17 | 8 | | | | | | 192816.4 |
| 1967 | | | | | | | | 2 | 6 | 31 | 13 | 22 | 13 | 15 | 18 | 19 | 13 | 23 | 31 | 21 | 24 | 16 | 15 | 12 | 7 | 9 | 17 | 11 | 16 | 6 | 5 | | | | | 186424.5 |
| 1968 | | | | | | | | | 13 | 10 | 7 | 5 | 3 | 10 | 14 | 14 | 18 | 21 | 43 | 25 | 12 | 18 | 16 | 12 | 15 | 12 | 39 | 33 | 26 | | | | | | | 245101.5 |
| 1969 | | | | | | | | | | 6 | 10 | 8 | 6 | 12 | 9 | 17 | 9 | 7 | 18 | 19 | 21 | 23 | 25 | 14 | 20 | 27 | 40 | 24 | 24 | 16 | 6 | 4 | | | | 361473.9 |
| 1970 | | | | | | | | | | | 2 | 11 | 23 | 22 | 21 | 13 | 15 | 13 | 9 | 22 | 15 | 16 | 12 | 18 | 16 | 24 | 58 | 26 | 12 | 17 | | | | | | 294810.0 |
| 1971 | | | | | | | | | | | 6 | 6 | 2 | 3 | 14 | 20 | 16 | 15 | 22 | 15 | 33 | 37 | 29 | 30 | 20 | 26 | 45 | 15 | 11 | | | | | | | 221272.1 |
| 1972 | | 10 | 6 | 12 | 14 | 5 | 8 | 9 | 5 | 9 | 8 | 8 | 4 | 14 | 27 | 20 | 14 | 12 | 13 | 11 | 13 | 4 | 21 | 17 | 35 | 12 | 14 | 24 | 3 | 4 | 2 | 7 | 1 | | | 229231.0 |
| 1973 | | 2 | 4 | 4 | 4 | 8 | 14 | 7 | 4 | 8 | 6 | 5 | 3 | 4 | 2 | 5 | 6 | 2 | 11 | 10 | 17 | 18 | 34 | 18 | 29 | 33 | 52 | 21 | 14 | 13 | 7 | | | | | 325791.5 |

| CLASS | CFS | TOTAL | ACCUM | PERCT | CLASS | CFS | TOTAL | ACCUM | PERCT | CLASS | CFS | TOTAL | ACCUM | PERCT | CLASS | CFS | TOTAL | ACCUM | PERCT |
|---|---|---|---|---|---|---|---|---|---|---|---|---|---|---|---|---|---|---|---|
| 0 | 0.00 | 0 | 3653 | 100.0 | 9 | 6.10 | 112 | 3361 | 92.0 | 18 | 100.0 | 179 | 2157 | 59.0 | 27 | 1700 | 192 | 441 | 12.0 |
| 1 | 0.50 | 14 | 3653 | 100.0 | 10 | 8.30 | 92 | 3249 | 88.9 | 19 | 140.0 | 166 | 1978 | 54.1 | 28 | 2300 | 132 | 249 | 6.8 |
| 2 | 0.70 | 11 | 3639 | 99.6 | 11 | 11.00 | 151 | 3157 | 86.4 | 20 | 190.0 | 168 | 1812 | 49.6 | 29 | 3200 | 73 | 117 | 3.2 |
| 3 | 0.90 | 19 | 3628 | 99.3 | 12 | 16.00 | 105 | 3006 | 82.3 | 21 | 260.0 | 161 | 1644 | 45.0 | 30 | 4300 | 22 | 44 | 1.2 |
| 4 | 1.30 | 30 | 3609 | 98.8 | 13 | 21.00 | 127 | 2901 | 79.4 | 22 | 350.0 | 185 | 1483 | 40.6 | 31 | 5900 | 13 | 22 | .6 |
| 5 | 1.70 | 39 | 3579 | 98.0 | 14 | 29.00 | 151 | 2774 | 75.9 | 23 | 480.0 | 161 | 1298 | 35.5 | 32 | 8100 | 3 | 9 | .2 |
| 6 | 2.40 | 50 | 3540 | 96.9 | 15 | 40.00 | 187 | 2623 | 71.8 | 24 | 660.0 | 198 | 1137 | 31.1 | 33 | 11000 | 4 | 6 | .1 |
| 7 | 3.30 | 58 | 3490 | 95.5 | 16 | 54.00 | 146 | 2436 | 66.7 | 25 | 910.0 | 186 | 939 | 25.7 | 34 | 15000 | 2 | 2 | .0 |
| 8 | 4.50 | 71 | 3432 | 94.0 | 17 | 74.00 | 133 | 2290 | 62.7 | 26 | 1200.0 | 312 | 753 | 20.6 | | | | | |

LOWEST MEAN DISCHARGE, IN CFS, AND RANKING, FOR THE FOLLOWING NUMBER OF CONSECUTIVE DAYS IN YEAR ENDING MARCH 31

| YEAR | 1 | | 3 | | 7 | | 14 | | 30 | | 60 | | 90 | | 120 | | 183 | | ANNUAL | |
|---|---|---|---|---|---|---|---|---|---|---|---|---|---|---|---|---|---|---|---|---|
| 1965 | 0.50 | 1 | 0.73 | 2 | 1.33 | 2 | 1.62 | 2 | 2.12 | 2 | 4.18 | 2 | 6.60 | 1 | 8.91 | 1 | 48.30 | 2 | 468.00 | 3 |
| 1966 | 3.36 | 3 | 3.30 | 3 | 3.81 | 3 | 4.62 | 3 | 6.51 | 4 | 29.60 | 5 | 56.90 | 5 | 87.80 | 7 | 104.00 | 5 | 416.00 | 1 |
| 1967 | 4.40 | 4 | 4.53 | 4 | 5.00 | 4 | 6.43 | 5 | 11.90 | 5 | 16.20 | 3 | 19.60 | 3 | 21.30 | 3 | 27.70 | 1 | 483.00 | 4 |
| 1968 | 5.00 | 5 | 5.00 | 5 | 5.34 | 5 | 6.02 | 4 | 6.49 | 3 | 29.30 | 4 | 47.10 | 4 | 50.70 | 4 | 70.80 | 4 | 637.00 | 5 |
| 1969 | 5.50 | 6 | 5.63 | 6 | 6.24 | 6 | 9.19 | 6 | 14.50 | 6 | 39.70 | 6 | 63.50 | 6 | 82.70 | 6 | 191.00 | 7 | 851.00 | 8 |
| 1970 | 17.00 | 9 | 18.00 | 9 | 19.90 | 9 | 23.10 | 8 | 50.10 | 9 | 64.20 | 8 | 255.00 | 9 | 349.00 | 9 | 431.00 | 9 | 856.00 | 9 |
| 1971 | 8.80 | 7 | 8.93 | 7 | 9.59 | 7 | 11.00 | 7 | 18.00 | 7 | 74.60 | 9 | 73.20 | 8 | 108.00 | 8 | 216.00 | 8 | 843.00 | 7 |
| 1972 | 12.00 | 8 | 12.30 | 8 | 15.30 | 8 | 29.10 | 9 | 38.70 | 8 | 44.50 | 7 | 71.20 | 7 | 76.70 | 5 | 120.00 | 6 | 443.00 | 2 |
| 1973 | 0.58 | 2 | 0.59 | 1 | 0.61 | 1 | 0.86 | 1 | 0.94 | 1 | 2.33 | 1 | 8.21 | 2 | 11.80 | 2 | 50.20 | 3 | 822.00 | 6 |

HIGHEST MEAN DISCHARGE, IN CFS, AND RANKING, FOR THE FOLLOWING NUMBER OF CONSECUTIVE DAYS IN YEAR ENDING SEPTEMBER 30

| YEAR | 1 | | 3 | | 7 | | 15 | | 30 | | 60 | | 90 | | 120 | | 183 | | ANNUAL | |
|---|---|---|---|---|---|---|---|---|---|---|---|---|---|---|---|---|---|---|---|---|
| 1964 | 15200.0 | 1 | 15000.0 | 1 | 13500.0 | 1 | 9280.0 | 1 | 5340.0 | 1 | 3240.0 | 1 | 2220.0 | 1 | 1710.0 | 4 | 1150.0 | 5 | 582.0 | 7 |
| 1965 | 4240.0 | 6 | 4140.0 | 6 | 3860.0 | 6 | 3170.0 | 7 | 2440.0 | 7 | 1660.0 | 6 | 1360.0 | 10 | 1170.0 | 9 | 819.0 | 10 | 456.0 | 10 |
| 1966 | 3800.0 | 8 | 3690.0 | 8 | 3450.0 | 8 | 2950.0 | 8 | 2080.0 | 10 | 1390.0 | 10 | 1490.0 | 7 | 1310.0 | 6 | 1020.0 | 7 | 528.0 | 8 |
| 1967 | 5220.0 | 4 | 5100.0 | 4 | 4590.0 | 4 | 3840.0 | 5 | 2740.0 | 5 | 1550.0 | 8 | 1540.0 | 6 | 1250.0 | 7 | 973.0 | 9 | 511.0 | 9 |
| 1968 | 2810.0 | 10 | 2780.0 | 10 | 2670.0 | 10 | 2480.0 | 10 | 2090.0 | 9 | 1410.0 | 9 | 1370.0 | 9 | 1160.0 | 10 | 1150.0 | 6 | 670.0 | 4 |
| 1969 | 7300.0 | 3 | 7030.0 | 3 | 6170.0 | 3 | 4570.0 | 3 | 3590.0 | 2 | 2620.0 | 4 | 2050.0 | 4 | 1720.0 | 3 | 1560.0 | 1 | 990.0 | 1 |
| 1970 | 4050.0 | 7 | 3870.0 | 7 | 3690.0 | 7 | 3430.0 | 6 | 2650.0 | 6 | 2330.0 | 5 | 1990.0 | 5 | 1770.0 | 1 | 1410.0 | 3 | 808.0 | 3 |
| 1971 | 3000.0 | 9 | 3000.0 | 9 | 2910.0 | 9 | 2590.0 | 9 | 2200.0 | 8 | 1620.0 | 7 | 1450.0 | 8 | 1230.0 | 8 | 992.0 | 8 | 606.0 | 6 |
| 1972 | 8200.0 | 2 | 8030.0 | 2 | 7570.0 | 2 | 5740.0 | 2 | 3500.0 | 3 | 2650.0 | 3 | 2070.0 | 2 | 1630.0 | 5 | 1230.0 | 4 | 626.0 | 5 |
| 1973 | 5060.0 | 5 | 4940.0 | 5 | 4550.0 | 5 | 3890.0 | 4 | 3010.0 | 4 | 2690.0 | 2 | 2070.0 | 3 | 1760.0 | 2 | 1520.0 | 2 | 893.0 | 2 |

STATISTICS ON NORMAL MONTHLY MEANS(ALL DAYS)

| OCT | NOV | DEC | JAN | FEB | MARCH | APRIL | MAY | JUNE | JULY | AUG | SEPT |
|---|---|---|---|---|---|---|---|---|---|---|---|
| BY ROWS(MEAN,VARIANCE,STANDARD DEVIATION, SKEWNESS, COEFF. OF VARIATION,PERCENTAGE OF AVERAGE FLOW) | | | | | | | | | | | |
| 0.5338E+02 | 0.2026E+03 | 0.6644E+03 | 0.7620E+03 | 0.1219E+04 | 0.1779E+04 | 0.1525E+04 | 0.1042E+04 | 0.3242E+03 | 0.2566E+03 | 0.1146E+03 | 0.9875E+02 |
| 0.5230E+04 | 0.6125E+05 | 0.3092E+06 | 0.4098E+06 | 0.6104E+06 | 0.1753E+07 | 0.9328E+06 | 0.5399E+06 | 0.1087E+06 | 0.1632E+06 | 0.1366E+05 | 0.1613E+05 |
| 0.7232E+02 | 0.2475E+03 | 0.5560E+03 | 0.6402E+03 | 0.7813E+03 | 0.1324E+04 | 0.9658E+03 | 0.7348E+03 | 0.3297E+03 | 0.4040E+03 | 0.1169E+03 | 0.1270E+03 |
| 0.2165E+01 | 0.1266E+01 | 0.540RE+00 | 0.1864E+01 | 0.1067E-01 | 0.200RE+01 | 0.6976E+00 | 0.9310E+00 | 0.8679E+00 | 0.2383E+01 | 0.1558E+01 | 0.1512E+01 |
| 0.1355E+01 | 0.1221E+01 | 0.836RE+00 | 0.8401E+00 | 0.6410E+00 | 0.7441E+00 | 0.6332E+00 | 0.7055E+00 | 0.1017E+01 | 0.1575E+01 | 0.1020E+01 | 0.1286E+01 |
| 0.6638E+00 | 0.2520E+01 | 0.8263E+01 | 0.9476E+01 | 0.1516E+02 | 0.2213E+02 | 0.1897E+02 | 0.1295E+02 | 0.4031E+01 | 0.3191E+01 | 0.1425E+01 | 0.1228E+01 |

STATISTICS ON NORMAL ANNUAL MEANS(ALL DAYS)

| MEAN | VARIANCE | STANDARD DEVIATION | SKEWNESS | COEFF. OF VARIATION | SERIAL CORR |
|---|---|---|---|---|---|
| 0.6671E+03 | 0.3064E+05 | 0.1750E+03 | 0.8105E+00 | 0.2624E+00 | 0.4191E+00 |

STATISTICS ON LOG MONTHLY MEANS(ALL DAYS)

| OCT | NOV | DEC | JAN | FEB | MARCH | APRIL | MAY | JUNE | JULY | AUG | SEPT |
|---|---|---|---|---|---|---|---|---|---|---|---|
| BY ROWS(MEAN,VARIANCE,STANDARD DEVIATION, SKEWNESS, COEFF. OF VARIATION,PERCENTAGE OF AVERAGE FLOW) | | | | | | | | | | | |
| 0.1347E+01 | 0.1888E+01 | 0.2534E+01 | 0.2728E+01 | 0.2922E+01 | 0.3160E+01 | 0.3090E+01 | 0.2899E+01 | 0.2227E+01 | 0.2020E+01 | 0.1781E+01 | 0.1512E+01 |
| 0.4332E+00 | 0.5223E+00 | 0.4779E+00 | 0.1929E+00 | 0.2651E+00 | 0.8714E-01 | 0.1036E+00 | 0.1371E+00 | 0.3518E+00 | 0.3696E+00 | 0.3508E+00 | 0.6729E+00 |
| 0.6582E+00 | 0.7227E+00 | 0.6913E+00 | 0.4393E+00 | 0.5149E+00 | 0.2952E+00 | 0.3219E+00 | 0.3703E+00 | 0.5931E+00 | 0.6079E+00 | 0.5923E+00 | 0.8203E+00 |
| -0.2848E-01 | -0.1755E+00 | -0.1250E+01 | -0.1125E+01 | -0.1865E+01 | 0.4284E-01 | -0.5379E+00 | -0.7170E+00 | -0.4582E+00 | 0.3974E+00 | -0.4246E+00 | -0.5082E+00 |
| 0.4886E+00 | 0.3827E+00 | 0.2728E+00 | 0.1610E+00 | 0.1762E+00 | 0.9343E-01 | 0.1042E+00 | 0.1277E+00 | 0.2663E+00 | 0.3009E+00 | 0.3326E+00 | 0.5427E+00 |
| 0.4793E+01 | 0.6719E+01 | 0.9015E+01 | 0.9706E+01 | 0.1040E+02 | 0.1124E+02 | 0.1099E+02 | 0.1031E+02 | 0.7923E+01 | 0.7187E+01 | 0.6337E+01 | 0.5378E+01 |

STATISTICS ON LOG ANNUAL MEANS(ALL DAYS)

| MEAN | VARIANCE | STANDARD DEVIATION | SKEWNESS | COEFF. OF VARIATION | SERIAL CORR |
|---|---|---|---|---|---|
| 0.2811E+01 | 0.1195E-01 | 0.1093E+00 | 0.4678E+00 | 0.3889E-01 | 0.4713E+00 |

**ANNUAL PEAKS**

| | |
|---|---|
| 1961 | 13700 |
| 1964 | 15500 |
| 1965 | 4360 |
| 1966 | 3800 |
| 1967 | 5300 |
| 1968 | 2840 |
| 1969 | 7300 |
| 1970 | 4120 |
| 1971 | 3000 |
| 1972 | 8370 |
| 1973 | 5140 |

## 03376350 South Fork Patoka River near Spurgeon, Ind.

LOCATION.--Lat 38°17'50", long 87°15'39", in SE¼NE¼ sec.35, T.2 S., R.8 W., Pike County, on right bank at downstream side of bridge on State Highway 61, 0.5 mile (0.8 km) north of Enos Corner, and 3.1 miles (5.0 km) north of Spurgeon.

DRAINAGE AREA.--42.8 mi² (110.9 km²).

REMARKS.--Some slight regulation by coal-washing operation and strip-mining above gage.

DURATION TABLE OF DAILY DISCHARGE FOR YEAR ENDING SEPTEMBER 30

| YEAR | CLASS 0 | 1 | 2 | 3 | 4 | 5 | 6 | 7 | 8 | 9 | 10 | 11 | 12 | 13 | 14 | 15 | 16 | 17 | 18 | 19 | 20 | 21 | 22 | 23 | 24 | 25 | 26 | 27 | 28 | 29 | 30 | 31 | 32 | 33 | 34 | CFS_DAYS |
|---|---|---|---|---|---|---|---|---|---|---|---|---|---|---|---|---|---|---|---|---|---|---|---|---|---|---|---|---|---|---|---|---|---|---|---|---|
| | NUMBER OF DAYS IN CLASS | | | | | | | | | | | | | | | | | | | | | | | | | | | | | | | | | | | |
| 1965 | | 20 | 22 | 20 | 12 | 14 | 23 | 10 | 17 | 14 | 25 | 18 | 22 | 15 | 14 | 30 | 11 | 22 | 15 | 6 | 5 | 4 | 8 | 4 | 3 | 5 | 2 | | 2 | | 1 | | | 1 | | 11287.8 |
| 1966 | | | | 1 | 17 | 58 | 57 | 34 | 17 | 6 | 18 | 7 | 20 | 19 | 13 | 22 | 8 | 15 | 6 | 9 | 5 | 6 | 3 | 3 | 6 | 4 | 5 | | 4 | | | 1 | | 1 | | 11547.4 |
| 1967 | | | 2 | 2 | 8 | 23 | 19 | 16 | 25 | 12 | 42 | 23 | 38 | 26 | 29 | 17 | 17 | 15 | 9 | 3 | 9 | 7 | 3 | 4 | 4 | | 3 | 4 | | 3 | 1 | 1 | | | | 12053.6 |
| 1968 | | | | 3 | 3 | 5 | 12 | 31 | 28 | 12 | 32 | 15 | 39 | 29 | 19 | 12 | 12 | 22 | 14 | 17 | 12 | 8 | 8 | 6 | 8 | 9 | | 4 | 1 | 1 | 2 | 2 | | | | 15867.9 |
| 1969 | | | | | 3 | 8 | 17 | 9 | 9 | 2 | 26 | 22 | 29 | 36 | 21 | 29 | 31 | 29 | 19 | 14 | 8 | 12 | 7 | 4 | 6 | 2 | 7 | 3 | 2 | 2 | 3 | 4 | | 1 | | 19348.4 |
| 1970 | | | | | | | 4 | 14 | 22 | 8 | 52 | 11 | 23 | 33 | 23 | 20 | 14 | 17 | 19 | 12 | 20 | 10 | 12 | 13 | 9 | 5 | 8 | 4 | 6 | 2 | 3 | | | 1 | | 20852.4 |
| 1971 | | | | | | 6 | 24 | 31 | 36 | 10 | 36 | 24 | 27 | 30 | 13 | 24 | 15 | 20 | 17 | 10 | 7 | 8 | 9 | 5 | 5 | 4 | 4 | 2 | 3 | | | 1 | | | | 13195.6 |
| 1972 | | | | 7 | 21 | 15 | 22 | 33 | 38 | 13 | 41 | 16 | 17 | 12 | 9 | 16 | 18 | 20 | 17 | 5 | 12 | 5 | 3 | 3 | 6 | 3 | 5 | | 2 | | 1 | 3 | | 3 | | 14672.1 |
| 1973 | | | | 7 | 14 | 12 | 10 | 13 | 18 | 7 | 22 | 13 | 11 | 14 | 13 | 22 | 17 | 35 | 18 | 17 | 18 | 20 | 8 | 12 | 11 | 13 | 7 | 4 | 2 | 2 | 3 | 1 | 1 | | | 21592.7 |

| CLASS | CFS | TOTAL | ACCUM | PERCT | CLASS | CFS | TOTAL | ACCUM | PERCT | CLASS | CFS | TOTAL | ACCUM | PERCT | CLASS | CFS | TOTAL | ACCUM | PERCT |
|---|---|---|---|---|---|---|---|---|---|---|---|---|---|---|---|---|---|---|---|
| 0 | 0.00 | 0 | 3287 | 100.0 | 9 | 9.50 | 84 | 2401 | 73.0 | 18 | 47.0 | 134 | 750 | 22.8 | 27 | 230 | 21 | 88 | 2.6 |
| 1 | 2.30 | 20 | 3287 | 100.0 | 10 | 11.00 | 294 | 2317 | 70.5 | 19 | 56.0 | 93 | 616 | 18.7 | 28 | 270 | 22 | 67 | 2.0 |
| 2 | 2.70 | 24 | 3267 | 99.4 | 11 | 14.00 | 149 | 2023 | 61.5 | 20 | 66.0 | 96 | 523 | 15.9 | 29 | 330 | 10 | 45 | 1.3 |
| 3 | 3.30 | 40 | 3243 | 98.7 | 12 | 16.00 | 226 | 1874 | 57.0 | 21 | 79.0 | 80 | 427 | 13.0 | 30 | 390 | 14 | 35 | 1.0 |
| 4 | 3.90 | 78 | 3203 | 97.4 | 13 | 19.00 | 214 | 1648 | 50.1 | 22 | 95.0 | 61 | 347 | 10.6 | 31 | 470 | 13 | 21 | .6 |
| 5 | 4.70 | 141 | 3125 | 95.1 | 14 | 23.00 | 154 | 1434 | 43.6 | 23 | 110.0 | 54 | 286 | 8.7 | 32 | 560 | 1 | 8 | .2 |
| 6 | 5.60 | 188 | 2984 | 90.8 | 15 | 27.00 | 192 | 1280 | 38.9 | 24 | 130.0 | 58 | 232 | 7.1 | 33 | 660 | 5 | 7 | .2 |
| 7 | 6.70 | 191 | 2796 | 85.1 | 16 | 33.00 | 143 | 1088 | 33.1 | 25 | 160.0 | 45 | 174 | 5.3 | 34 | 790 | 2 | 2 | .0 |
| 8 | 7.90 | 204 | 2605 | 79.3 | 17 | 39.00 | 195 | 945 | 28.7 | 26 | 190.0 | 41 | 129 | 3.9 | | | | | |

LOWEST MEAN DISCHARGE, IN CFS, AND RANKING, FOR THE FOLLOWING NUMBER OF CONSECUTIVE DAYS IN YEAR ENDING MARCH 31

| YEAR | 1 | | 3 | | 7 | | 14 | | 30 | | 60 | | 90 | | 120 | | 183 | | ANNUAL | |
|---|---|---|---|---|---|---|---|---|---|---|---|---|---|---|---|---|---|---|---|---|
| 1966 | 2.30 | 1 | 2.40 | 1 | 3.24 | 1 | 3.59 | 1 | 4.36 | 1 | 6.67 | 4 | 8.05 | 3 | 11.50 | 5 | 12.80 | 3 | 26.30 | 1 |
| 1967 | 3.80 | 4 | 3.93 | 4 | 4.43 | 4 | 4.61 | 4 | 5.23 | 4 | 6.55 | 3 | 7.03 | 2 | 7.26 | 1 | 8.99 | 1 | 32.00 | 3 |
| 1968 | 3.20 | 2 | 3.60 | 2 | 3.63 | 2 | 4.39 | 3 | 5.05 | 3 | 5.43 | 2 | 9.06 | 5 | 11.60 | 6 | 16.40 | 6 | 44.30 | 4 |
| 1969 | 4.20 | 5 | 4.73 | 5 | 5.16 | 5 | 5.72 | 5 | 7.14 | 5 | 7.82 | 5 | 8.93 | 4 | 10.30 | 3 | 14.90 | 5 | 46.00 | 5 |
| 1970 | 8.00 | 8 | 8.43 | 8 | 8.87 | 8 | 10.10 | 8 | 11.60 | 8 | 13.70 | 8 | 25.90 | 8 | 28.20 | 8 | 34.60 | 8 | 55.20 | 8 |
| 1971 | 5.60 | 7 | 5.73 | 7 | 6.49 | 7 | 7.54 | 7 | 8.73 | 7 | 10.20 | 7 | 14.20 | 7 | 16.60 | 7 | 18.80 | 7 | 49.70 | 6 |
| 1972 | 5.30 | 6 | 5.23 | 6 | 5.49 | 6 | 5.77 | 6 | 7.82 | 6 | 8.75 | 6 | 10.40 | 6 | 10.70 | 4 | 13.40 | 4 | 29.00 | 2 |
| 1973 | 3.50 | 3 | 3.63 | 3 | 3.80 | 3 | 4.06 | 2 | 4.49 | 2 | 4.70 | 1 | 6.05 | 1 | 9.39 | 2 | 12.10 | 2 | 51.80 | 7 |

HIGHEST MEAN DISCHARGE, IN CFS, AND RANKING, FOR THE FOLLOWING NUMBER OF CONSECUTIVE DAYS IN YEAR ENDING SEPTEMBER 30

| YEAR | 1 | | 3 | | 7 | | 15 | | 30 | | 60 | | 90 | | 120 | | 183 | | ANNUAL | |
|---|---|---|---|---|---|---|---|---|---|---|---|---|---|---|---|---|---|---|---|---|
| 1965 | 710.0 | 5 | 495.0 | 3 | 283.0 | 5 | 159.0 | 7 | 131.0 | 5 | 86.6 | 5 | 73.6 | 8 | 65.6 | 8 | 49.7 | 9 | 30.9 | 9 |
| 1966 | 738.0 | 4 | 418.0 | 6 | 258.0 | 6 | 150.0 | 9 | 110.0 | 9 | 78.7 | 8 | 76.4 | 6 | 73.3 | 6 | 55.5 | 6 | 31.6 | 8 |
| 1967 | 490.0 | 9 | 426.0 | 7 | 235.0 | 8 | 170.0 | 5 | 116.0 | 7 | 72.6 | 9 | 71.5 | 9 | 62.1 | 9 | 51.6 | 8 | 33.0 | 7 |
| 1968 | 521.0 | 7 | 516.0 | 8 | 246.0 | 7 | 156.0 | 8 | 116.0 | 8 | 80.3 | 7 | 80.4 | 5 | 74.7 | 5 | 71.4 | 4 | 43.4 | 4 |
| 1969 | 793.0 | 2 | 601.0 | 2 | 354.0 | 2 | 265.0 | 2 | 175.0 | 2 | 122.0 | 4 | 97.5 | 4 | 89.2 | 4 | 75.3 | 3 | 53.0 | 3 |
| 1970 | 889.0 | 1 | 495.0 | 4 | 307.0 | 4 | 213.0 | 3 | 151.0 | 4 | 149.0 | 2 | 132.0 | 1 | 118.0 | 1 | 94.4 | 1 | 57.1 | 2 |
| 1971 | 519.0 | 8 | 272.0 | 9 | 222.0 | 9 | 166.0 | 6 | 117.0 | 6 | 83.1 | 6 | 75.1 | 7 | 65.7 | 7 | 54.5 | 7 | 36.2 | 6 |
| 1972 | 789.0 | 3 | 732.0 | 1 | 463.0 | 1 | 352.0 | 1 | 197.0 | 1 | 147.0 | 3 | 117.0 | 3 | 93.2 | 3 | 69.9 | 5 | 40.1 | 5 |
| 1973 | 621.0 | 6 | 436.0 | 5 | 311.0 | 3 | 211.0 | 4 | 155.0 | 3 | 150.0 | 1 | 127.0 | 2 | 112.0 | 2 | 92.2 | 2 | 59.2 | 1 |

STATISTICS ON NORMAL MONTHLY MEANS(ALL DAYS)

| OCT | NOV | DEC | JAN | FEB | MARCH | APRIL | MAY | JUNE | JULY | AUG | SEPT |
|---|---|---|---|---|---|---|---|---|---|---|---|
| BY ROWS(MEAN,VARIANCE,STANDARD DEVIATION, SKEWNESS, COEFF. OF VARIATION,PERCENTAGE OF AVERAGE FLOW) | | | | | | | | | | | |
| 0.1077E+02 | 0.2047E+02 | 0.4739E+02 | 0.5047E+02 | 0.7370E+02 | 0.8290E+02 | 0.9108E+02 | 0.5697E+02 | 0.2814E+02 | 0.2427E+02 | 0.1597E+02 | 0.1283E+02 |
| 0.4797E+02 | 0.1936E+03 | 0.8589E+03 | 0.1268E+04 | 0.9128E+03 | 0.1402E+04 | 0.3162E+04 | 0.7014E+03 | 0.4704E+03 | 0.2198E+03 | 0.1530E+03 | 0.6600E+02 |
| 0.6926E+01 | 0.1392E+02 | 0.2931E+02 | 0.3561E+02 | 0.3021E+02 | 0.3744E+02 | 0.5623E+02 | 0.2648E+02 | 0.2169E+02 | 0.1482E+02 | 0.1237E+02 | 0.8124E+01 |
| 0.1764E+01 | 0.9068E+00 | 0.5685E+00 | 0.2400E+01 | 0.1237E+00 | 0.8666E+00 | 0.7726E+00 | -0.9541E-01 | 0.2009E+01 | 0.1544E+01 | 0.2325E+01 | 0.1022E+01 |
| 0.6430E+00 | 0.6797E+00 | 0.6185E+00 | 0.7056E+00 | 0.4100E+00 | 0.4517E+00 | 0.6174E+00 | 0.4649E+00 | 0.7707E+00 | 0.6108E+00 | 0.7745E+00 | 0.6332E+00 |
| 0.2092E+01 | 0.3976E+01 | 0.9202E+01 | 0.9801E+01 | 0.1431E+02 | 0.1610E+02 | 0.1769E+02 | 0.1106E+02 | 0.5465E+01 | 0.4713E+01 | 0.3101E+01 | 0.2491E+01 |

STATISTICS ON NORMAL ANNUAL MEANS(ALL DAYS)

| MEAN | VARIANCE | STANDARD DEVIATION | SKEWNESS | COEFF. OF VARIATION | SERIAL CORR |
|---|---|---|---|---|---|
| 0.4272E+02 | 0.1238E+03 | 0.1113E+02 | 0.5029E+00 | 0.2604E+00 | 0.3840E+00 |

STATISTICS ON LOG MONTHLY MEANS(ALL DAYS)

| OCT | NOV | DEC | JAN | FEB | MARCH | APRIL | MAY | JUNE | JULY | AUG | SEPT |
|---|---|---|---|---|---|---|---|---|---|---|---|
| BY ROWS(MEAN,VARIANCE,STANDARD DEVIATION, SKEWNESS, COEFF. OF VARIATION,PERCENTAGE OF AVERAGE FLOW) | | | | | | | | | | | |
| 0.9635E+00 | 0.1217E+01 | 0.1575E+01 | 0.1636E+01 | 0.1832E+01 | 0.1881E+01 | 0.1884E+01 | 0.1697E+01 | 0.1362E+01 | 0.1316E+01 | 0.1125E+01 | 0.1034E+01 |
| 0.6600E-01 | 0.9629E-01 | 0.1269E+00 | 0.5693E-01 | 0.3706E-01 | 0.3554E-01 | 0.7610E-01 | 0.7245E-01 | 0.7744E-01 | 0.7220E-01 | 0.6467E-01 | 0.7092E-01 |
| 0.2569E+00 | 0.3103E+00 | 0.3562E+00 | 0.2386E+00 | 0.1925E+00 | 0.1885E+00 | 0.2759E+00 | 0.2692E+00 | 0.2783E+00 | 0.2687E+00 | 0.2543E+00 | 0.2663E+00 |
| 0.1628E+00 | 0.1497E-01 | -0.1286E+01 | 0.1037E+01 | -0.3265E+00 | 0.3784E+00 | 0.6571E-01 | -0.1451E+01 | 0.7935E+00 | -0.4634E+00 | 0.1282E+01 | 0.3313E+00 |
| 0.2666E+00 | 0.2550E+00 | 0.2261E+00 | 0.1458E+00 | 0.1051E+00 | 0.1002E+00 | 0.1465E+00 | 0.1587E+00 | 0.2044E+00 | 0.2042E+00 | 0.2261E+00 | 0.2574E+00 |
| 0.5499E+01 | 0.6946E+01 | 0.8990E+01 | 0.9337E+01 | 0.1045E+02 | 0.1074E+02 | 0.1075E+02 | 0.9683E+01 | 0.7771E+01 | 0.7510E+01 | 0.6419E+01 | 0.5904E+01 |

STATISTICS ON LOG ANNUAL MEANS(ALL DAYS)

| MEAN | VARIANCE | STANDARD DEVIATION | SKEWNESS | COEFF. OF VARIATION | SERIAL CORR |
|---|---|---|---|---|---|
| 0.1618E+01 | 0.1231E-01 | 0.1110E+00 | 0.3143E+00 | 0.6859E-01 | 0.4529E+00 |

**ANNUAL PEAKS**

| | |
|---|---|
| 1965 | 1320 |
| 1966 | 1140 |
| 1967 | 1200 |
| 1968 | 1130 |
| 1969 | 1280 |
| 1970 | 1380 |
| 1971 | 988 |
| 1972 | 1320 |
| 1973 | 1040 |

03376500 Patoka River near Princeton, Ind.

LOCATION.--Lat 38°23'30", long 87°32'55", in Location 107, T.1 S., R.10 W., Gibson County, on left bank 75 ft (23 m) upstream from dam of Princeton Water and Lighting Co., 0.1 mile (0.2 km) downstream from bridge on State Highway 65, 0.5 mile (0.8 km) downstream from Indian Creek, and 2 miles (3 km) northeast of Princeton.

DRAINAGE AREA.--822 mi² (2,129 km²).

DURATION TABLE OF DAILY DISCHARGE FOR YEAR ENDING SEPTEMBER 30

| CLASS | 0 | 1 | 2 | 3 | 4 | 5 | 6 | 7 | 8 | 9 | 10 | 11 | 12 | 13 | 14 | 15 | 16 | 17 | 18 | 19 | 20 | 21 | 22 | 23 | 24 | 25 | 26 | 27 | 28 | 29 | 30 | 31 | 32 | 33 | 34 |
|---|---|---|---|---|---|---|---|---|---|---|---|---|---|---|---|---|---|---|---|---|---|---|---|---|---|---|---|---|---|---|---|---|---|---|---|
| YEAR | NUMBER OF DAYS IN CLASS | | | | | | | | | | | | | | | | | | | | | | | | | | | | | | | | | | CFS_DAYS |
| 1935 | | | | | | | | | | | | | | 12 | 23 | 28 | 22 | 18 | 18 | 23 | 16 | 40 | 17 | 16 | 21 | 9 | 12 | 58 | 19 | 8 | 5 | | | | 450844.0 |
| 1936 | 15 | 1 | 2 | | 2 | 2 | 1 | 2 | 4 | 11 | 17 | 12 | 19 | 18 | 15 | 12 | 21 | 36 | 29 | 24 | 26 | 15 | 12 | 11 | 14 | 11 | 5 | 8 | 21 | | | | | | 131847.8 |
| 1937 | | | | | | | | | | | | 2 | 3 | 13 | 24 | 14 | 17 | 24 | 11 | 24 | 18 | 16 | 22 | 24 | 21 | 23 | 11 | 38 | 13 | 21 | 6 | 5 | 6 | 9 | 601748.6 |
| 1938 | | | | | | | | | | | | | | | 5 | 16 | 20 | 21 | 20 | 12 | 17 | 26 | 10 | 10 | 10 | 14 | 17 | 74 | 89 | 4 | | | | | 500423.0 |
| 1939 | | | | | | | 2 | 3 | 1 | 3 | 4 | 18 | 12 | 22 | 10 | 6 | 6 | 13 | 32 | 29 | 17 | 18 | 16 | 14 | 14 | 18 | 13 | 17 | 23 | 37 | 17 | | | | 441479.6 |
| 1940 | | | | | | | 7 | 5 | 7 | 11 | 15 | 26 | 25 | 37 | 24 | 20 | 16 | 12 | 12 | 17 | 21 | 12 | 14 | 13 | 6 | 6 | 7 | 31 | 5 | 7 | 7 | 3 | | | 226220.5 |
| 1941 | | 4 | | 1 | 1 | 7 | 4 | 3 | 4 | 1 | 9 | 3 | 11 | 22 | 21 | 17 | 31 | 34 | 53 | 36 | 20 | 19 | 20 | 16 | 9 | 7 | 6 | 6 | | | | | | | 67980.4 |
| 1942 | | | | | | | 3 | | 4 | 1 | | 6 | 9 | 13 | 8 | 17 | 14 | 16 | 17 | 19 | 11 | 13 | 22 | 29 | 18 | 14 | 30 | 63 | 38 | | | | | | 342224.2 |
| 1943 | | | | | | 17 | 6 | | 5 | 4 | 3 | 11 | 12 | 10 | 13 | 8 | 9 | 11 | 16 | 36 | 16 | 12 | 26 | 15 | 15 | 15 | 18 | 42 | 26 | 5 | 4 | 6 | | | 340514.9 |
| 1944 | | | | | 1 | 10 | 3 | | 6 | 12 | 25 | 24 | 17 | 28 | 41 | 17 | 23 | 20 | 18 | 20 | 9 | 7 | 10 | 4 | 5 | 7 | 18 | 15 | 16 | 10 | | | | | 172418.1 |
| 1945 | | | | | | | 1 | | 2 | 3 | 1 | 10 | 1 | 10 | 6 | 15 | 34 | 22 | 21 | 19 | 17 | 18 | 19 | 29 | 11 | 19 | 13 | 15 | 33 | 23 | 8 | 5 | 7 | 3 | 541060.5 |
| 1946 | | | | | | | | | | | | | | | 10 | 12 | 5 | 14 | 15 | 22 | 23 | 16 | 27 | 26 | 8 | 21 | 37 | 55 | 57 | 17 | | | | | 468485.0 |
| 1947 | | | | | | | | | | | | | | 7 | 28 | 24 | 16 | 21 | 23 | 27 | 12 | 25 | 20 | 9 | 9 | 27 | 31 | 52 | 34 | | | | | | 324515.0 |
| 1948 | | | | | | | | | | | | | 33 | 29 | 19 | 30 | 43 | 31 | 22 | 11 | 10 | 6 | 11 | 6 | 15 | 11 | 32 | 25 | 23 | 9 | | | | | 237680.0 |
| 1949 | | | | | | | | | | | | | 6 | 7 | 16 | 8 | 22 | 21 | 18 | 16 | 14 | 15 | 17 | 10 | 12 | 20 | 25 | 46 | 27 | 50 | 6 | 9 | | | 595110.0 |
| 1950 | | | | | | | | | | | | | | 2 | 4 | 7 | 13 | 15 | 27 | 23 | 11 | 17 | 17 | 12 | 7 | 22 | 48 | 47 | 16 | 24 | 36 | 11 | 6 | | 759146.0 |
| 1951 | | | | | | | | | | | | 3 | 4 | 6 | 6 | 10 | 29 | 25 | 20 | 14 | 15 | 21 | 12 | 19 | 6 | 10 | 13 | 51 | 53 | 42 | 6 | | | | 549379.0 |
| 1952 | | | | | | | | | | | | 2 | 21 | 17 | 22 | 23 | 20 | 12 | 16 | 13 | 12 | 10 | 13 | 8 | 11 | 24 | 17 | 32 | 49 | 39 | 5 | | | | 490735.5 |
| 1953 | | | | | | | | | | | 6 | 15 | 25 | 34 | 33 | 18 | 22 | 22 | 16 | 9 | 11 | 6 | 15 | 11 | 10 | 30 | 44 | 38 | | | | | | | 202066.7 |
| 1954 | | | | | | | 1 | 4 | 9 | 7 | 9 | 17 | 47 | 47 | 19 | 12 | 21 | 26 | 20 | 26 | 15 | 15 | 28 | 10 | 15 | 17 | | | | | | | | | 55173.3 |
| 1955 | | | | | | | | | | | | 1 | 21 | 21 | 16 | 16 | 29 | 13 | 26 | 22 | 12 | 13 | 20 | 12 | 13 | 31 | 33 | 22 | 23 | 21 | | | | | 310306.8 |
| 1956 | | | | | | | | | | | | | | 3 | 9 | 15 | 17 | 26 | 35 | 32 | 16 | 22 | 19 | 14 | 13 | 27 | 34 | 35 | 19 | 24 | 6 | | | | 380277.0 |
| 1957 | | | | | | | | | | | | | | 32 | 29 | 14 | 21 | 20 | 20 | 25 | 23 | 19 | 14 | 10 | 13 | 13 | 28 | 40 | 19 | 20 | 5 | | | | 337432.0 |
| 1958 | | | | | | | | | | | | | 1 | 12 | 10 | 4 | 10 | 12 | 14 | 18 | 22 | 10 | 11 | 13 | 21 | 33 | 25 | 65 | 45 | 22 | 17 | | | | 567472.8 |
| 1959 | | | | | | | | | | | | | | 1 | 14 | 11 | 13 | 16 | 26 | 32 | 25 | 38 | 37 | 20 | 14 | 24 | 39 | 34 | 4 | 4 | 5 | 8 | | | 330597.0 |
| 1960 | | | | | | | | | | | | | 1 | 21 | 9 | 11 | 12 | 6 | 24 | 33 | 21 | 28 | 37 | 14 | 20 | 28 | 46 | 55 | | | | | | | 255510.8 |
| 1961 | | | | | | | | | | | | 5 | 19 | 10 | 27 | 30 | 44 | 32 | 41 | 9 | 9 | 6 | 5 | 7 | 10 | 19 | 30 | 35 | 12 | 2 | 4 | 9 | | | 440353.0 |
| 1962 | | | | | | | | | | | 5 | 14 | 15 | 19 | 11 | 17 | 21 | 26 | 23 | 17 | 22 | 37 | 14 | 24 | 17 | 14 | 26 | 28 | 8 | 7 | | | | | 302867.6 |
| 1963 | | | | | | | | | | | | 16 | 8 | 18 | 26 | 27 | 26 | 33 | 25 | 39 | 34 | 31 | 15 | 11 | 16 | 2 | 6 | 13 | 16 | 3 | | | | | 206675.0 |
| 1964 | | | | | | | | | | | 6 | 21 | 38 | 35 | 27 | 20 | 30 | 29 | 32 | 22 | 14 | 10 | 9 | 3 | 3 | 9 | 29 | 7 | 4 | 4 | 2 | 4 | 7 | 1 | 271037.9 |
| 1965 | | | | | | | | | 2 | 5 | 10 | 5 | 17 | 20 | 15 | 18 | 18 | 19 | 28 | 24 | 18 | 19 | 17 | 15 | 29 | 39 | 9 | 23 | 8 | 7 | | | | | 206231.8 |
| 1966 | | | | | | | | | | | | | 5 | 9 | 22 | 31 | 39 | 62 | 24 | 15 | 10 | 21 | 8 | 5 | 5 | 14 | 37 | 34 | 24 | | | | | | 237485.8 |
| 1967 | | | | | | | | | | | | 1 | 3 | 13 | 15 | 20 | 21 | 20 | 25 | 39 | 27 | 31 | 29 | 16 | 17 | 13 | 15 | 23 | 23 | 13 | 1 | | | | 264030.8 |
| 1968 | | | | | | | | | | | | | | 2 | 10 | 10 | 9 | 14 | 26 | 31 | 42 | 24 | 19 | 25 | 16 | 15 | 17 | 53 | 53 | | | | | | 356539.0 |
| 1969 | | | | | | | | | | | | | | | 8 | 17 | 17 | 12 | 11 | 16 | 12 | 16 | 18 | 26 | 19 | 33 | 90 | 45 | 8 | 4 | 7 | 6 | | | 426048.0 |
| 1970 | | | | | | | | | | | | | | | | 1 | 18 | 26 | 32 | 22 | 18 | 10 | 16 | 16 | 17 | 29 | 73 | 41 | 34 | 12 | | | | | 405223.0 |
| 1971 | | | | | | | | | | | | | | | 4 | 4 | 12 | 17 | 16 | 22 | 18 | 34 | 46 | 27 | 33 | 40 | 60 | 9 | 11 | 12 | | | | | 296246.0 |
| 1972 | | | | | | | | | | | | | | 10 | 8 | 16 | 28 | 49 | 47 | 24 | 9 | 11 | 8 | 18 | 22 | 41 | 16 | 22 | 20 | 4 | 5 | 8 | | | 330684.0 |
| 1973 | | | | | | | | | | | | 2 | 6 | 9 | 3 | 13 | 19 | 11 | 9 | 10 | 6 | 8 | 13 | 23 | 34 | 52 | 64 | 34 | 21 | 26 | 2 | | | | 447088.0 |

| CLASS | CFS | TOTAL | ACCUM | PERCT | CLASS | CFS | TOTAL | ACCUM | PERCT | CLASS | CFS | TOTAL | ACCUM | PERCT | CLASS | CFS | TOTAL | ACCUM | PERCT |
|---|---|---|---|---|---|---|---|---|---|---|---|---|---|---|---|---|---|---|---|
| 0 | 0.00 | 15 | 14245 | 100.0 | 9 | 2.60 | 58 | 14089 | 98.9 | 18 | 67.0 | 910 | 9984 | 70.1 | 27 | 1700 | 1271 | 3047 | 21.3 |
| 1 | 0.10 | 5 | 14230 | 99.9 | 10 | 3.70 | 105 | 14031 | 98.5 | 19 | 96.0 | 891 | 9074 | 63.7 | 28 | 2500 | 973 | 1776 | 12.4 |
| 2 | 0.20 | 2 | 14225 | 99.9 | 11 | 5.30 | 184 | 13926 | 97.8 | 20 | 140.0 | 676 | 8183 | 57.4 | 29 | 3600 | 516 | 803 | 5.6 |
| 3 | 0.30 | 1 | 14223 | 99.8 | 12 | 7.60 | 372 | 13742 | 96.5 | 21 | 200.0 | 682 | 7507 | 52.7 | 30 | 5100 | 165 | 287 | 2.0 |
| 4 | 0.40 | 4 | 14222 | 99.8 | 13 | 11.00 | 552 | 13370 | 93.9 | 22 | 280.0 | 766 | 6825 | 47.9 | 31 | 7400 | 74 | 122 | .8 |
| 5 | 0.60 | 36 | 14218 | 99.8 | 14 | 16.00 | 582 | 12818 | 90.0 | 23 | 410.0 | 584 | 6059 | 42.5 | 32 | 11000 | 35 | 48 | .3 |
| 6 | 0.90 | 28 | 14182 | 99.6 | 15 | 23.00 | 594 | 12236 | 85.9 | 24 | 590.0 | 563 | 5475 | 38.4 | 33 | 15000 | 13 | 13 | .0 |
| 7 | 1.20 | 17 | 14154 | 99.4 | 16 | 32.00 | 797 | 11642 | 81.7 | 25 | 840.0 | 821 | 4912 | 34.5 | 34 | | | | |
| 8 | 1.80 | 48 | 14137 | 99.2 | 17 | 46.00 | 861 | 10845 | 76.1 | 26 | 1200.0 | 1044 | 4091 | 28.7 | | | | | |

LOWEST MEAN DISCHARGE, IN CFS, AND RANKING, FOR THE FOLLOWING NUMBER OF CONSECUTIVE DAYS IN YEAR ENDING MARCH 31

| YEAR | 1 | | 3 | | 7 | | 14 | | 30 | | 60 | | 90 | | 120 | | 183 | | ANNUAL | |
|---|---|---|---|---|---|---|---|---|---|---|---|---|---|---|---|---|---|---|---|---|
| 1936 | 11.00 | 25 | 13.70 | 27 | 15.90 | 28 | 18.40 | 27 | 22.10 | 25 | 37.40 | 22 | 79.90 | 26 | 95.60 | 22 | 125.00 | 19 | 893.00 | 20 |
| 1937 | 0.00 | 1 | 0.00 | 1 | 0.00 | 1 | 0.00 | 1 | 0.73 | 1 | 6.59 | 2 | 12.10 | 6 | 12.30 | 2 | 60.00 | 10 | 1400.00 | 29 |
| 1938 | 12.00 | 27 | 12.70 | 26 | 14.10 | 26 | 19.60 | 28 | 60.70 | 32 | 170.00 | 36 | 181.00 | 34 | 301.00 | 33 | 443.00 | 32 | 1110.00 | 24 |
| 1939 | 1.00 | 7 | 1.17 | 6 | 1.73 | 8 | 4.81 | 9 | 7.96 | 7 | 13.00 | 9 | 62.10 | 22 | 71.10 | 17 | 509.00 | 33 | 1440.00 | 30 |
| 1940 | 1.00 | 8 | 1.20 | 7 | 1.49 | 5 | 1.92 | 5 | 5.04 | 5 | 10.30 | 6 | 11.30 | 5 | 13.00 | 3 | 69.20 | 11 | 664.00 | 14 |
| 1941 | 0.10 | 2 | 0.10 | 2 | 0.27 | 2 | 0.68 | 2 | 1.71 | 3 | 6.59 | 3 | 11.20 | 4 | 18.70 | 7 | 37.40 | 4 | 471.00 | 2 |
| 1942 | 3.00 | 10 | 3.90 | 10 | 6.03 | 11 | 11.00 | 18 | 20.50 | 24 | 63.20 | 28 | 77.00 | 25 | 94.30 | 21 | 120.00 | 17 | 625.00 | 12 |
| 1943 | 0.60 | 4 | 0.63 | 4 | 0.67 | 3 | 0.83 | 3 | 1.05 | 2 | 4.16 | 1 | 8.56 | 2 | 16.50 | 6 | 208.00 | 26 | 854.00 | 19 |
| 1944 | 0.70 | 5 | 0.77 | 5 | 1.63 | 6 | 2.66 | 6 | 4.33 | 4 | 8.24 | 4 | 8.01 | 1 | 11.50 | 1 | 17.50 | 1 | 629.00 | 13 |
| 1945 | 0.50 | 3 | 0.57 | 3 | 0.69 | 4 | 1.44 | 4 | 8.25 | 9 | 15.00 | 11 | 45.20 | 19 | 51.60 | 15 | 47.50 | 6 | 1210.00 | 28 |
| 1946 | 16.00 | 32 | 16.70 | 32 | 21.00 | 33 | 29.80 | 33 | 102.00 | 36 | 185.00 | 37 | 355.00 | 37 | 723.00 | 38 | 971.00 | 37 | 1480.00 | 33 |
| 1947 | 15.00 | 30 | 15.00 | 30 | 15.60 | 27 | 16.60 | 26 | 18.70 | 20 | 23.30 | 17 | 35.60 | 15 | 163.00 | 29 | 246.00 | 27 | 817.00 | 18 |
| 1948 | 8.00 | 21 | 8.67 | 21 | 9.00 | 19 | 9.21 | 14 | 11.60 | 13 | 27.30 | 18 | 34.50 | 14 | 39.90 | 14 | 101.00 | 15 | 762.00 | 17 |
| 1949 | 8.00 | 22 | 9.00 | 22 | 9.86 | 22 | 11.40 | 19 | 13.30 | 14 | 34.90 | 21 | 35.90 | 16 | 191.00 | 31 | 205.00 | 25 | 1680.00 | 36 |
| 1950 | 18.00 | 34 | 18.70 | 34 | 22.10 | 34 | 34.10 | 35 | 64.30 | 33 | 132.00 | 34 | 119.00 | 31 | 348.00 | 35 | 440.00 | 31 | 1810.00 | 38 |
| 1951 | 14.00 | 28 | 14.70 | 28 | 17.00 | 29 | 24.60 | 30 | 41.50 | 31 | 78.20 | 31 | 283.00 | 35 | 321.00 | 34 | 511.00 | 34 | 1780.00 | 37 |
| 1952 | 7.60 | 18 | 7.00 | 16 | 7.86 | 15 | 10.90 | 17 | 22.40 | 26 | 47.80 | 26 | 86.10 | 27 | 85.80 | 20 | 155.00 | 23 | 1470.00 | 32 |
| 1953 | 5.20 | 11 | 5.63 | 12 | 6.50 | 12 | 6.69 | 10 | 8.94 | 10 | 14.00 | 10 | 23.00 | 11 | 25.00 | 9 | 45.70 | 5 | 530.00 | 4 |
| 1954 | 5.20 | 12 | 5.60 | 11 | 5.70 | 10 | 6.96 | 11 | 9.22 | 11 | 9.79 | 5 | 10.80 | 3 | 15.40 | 5 | 26.20 | 3 | 305.00 | 1 |
| 1955 | 1.00 | 6 | 1.33 | 8 | 1.71 | 7 | 3.10 | 7 | 14.30 | 15 | 20.50 | 15 | 21.10 | 9 | 33.60 | 11 | 50.50 | 7 | 548.00 | 6 |

LOWEST MEAN DISCHARGE, IN CFS, AND RANKING, FOR THE FOLLOWING NUMBER OF CONSECUTIVE DAYS IN YEAR ENDING MARCH 31

| YEAR | 1 | 3 | 7 | 14 | 30 | 60 | 90 | 120 | 183 | ANNUAL |
|---|---|---|---|---|---|---|---|---|---|---|
| 1956 | 7.00 19 | 7.80 18 | 8.37 16 | 8.60 13 | 10.00 12 | 42.50 23 | 160.00 33 | 240.00 32 | 356.00 30 | 1150.00 27 |
| 1957 | 11.00 26 | 11.70 25 | 12.00 24 | 14.30 25 | 14.50 16 | 29.60 19 | 59.80 20 | 72.70 18 | 88.00 13 | 530.00 5 |
| 1958 | 9.80 23 | 11.60 24 | 12.10 25 | 13.10 24 | 19.20 21 | 20.60 16 | 28.70 13 | 144.00 28 | 710.00 36 | 1450.00 31 |
| 1959 | 38.00 37 | 40.30 37 | 45.90 37 | 63.70 38 | 119.00 37 | 231.00 38 | 309.00 36 | 442.00 36 | 985.00 38 | 1530.00 35 |
| 1960 | 15.00 31 | 16.30 31 | 20.40 32 | 28.50 32 | 65.80 35 | 117.00 33 | 109.00 30 | 140.00 27 | 147.00 22 | 565.00 8 |
| 1961 | 9.80 24 | 9.80 23 | 11.10 23 | 12.00 23 | 15.40 18 | 18.50 13 | 22.20 10 | 31.70 10 | 57.90 9 | 624.00 11 |
| 1962 | 6.90 17 | 8.03 19 | 8.64 18 | 9.49 15 | 15.30 17 | 17.30 12 | 27.70 12 | 39.50 13 | 121.00 18 | 1510.00 34 |
| 1963 | 6.20 13 | 6.43 13 | 7.44 14 | 11.60 20 | 32.20 29 | 55.20 27 | 62.60 23 | 76.20 19 | 96.60 14 | 563.00 7 |
| 1964 | 6.20 14 | 6.53 14 | 6.63 13 | 7.16 12 | 8.20 8 | 10.40 7 | 12.40 7 | 14.30 4 | 26.00 2 | 726.00 16 |
| 1965 | 2.40 9 | 2.60 9 | 3.19 9 | 3.89 8 | 5.72 6 | 10.90 8 | 18.20 8 | 21.10 8 | 70.50 12 | 609.00 10 |
| 1966 | 7.70 20 | 8.03 20 | 9.23 20 | 11.90 21 | 20.10 22 | 44.40 24 | 62.10 21 | 110.00 23 | 129.00 20 | 495.00 3 |
| 1967 | 6.70 16 | 7.70 17 | 9.26 21 | 12.00 22 | 20.20 23 | 34.40 20 | 41.00 17 | 37.30 12 | 57.40 8 | 670.00 15 |
| 1968 | 14.00 29 | 15.00 29 | 18.60 30 | 24.40 29 | 27.10 27 | 69.20 29 | 104.00 28 | 124.00 26 | 144.00 21 | 912.00 21 |
| 1969 | 17.00 33 | 17.00 33 | 18.60 31 | 24.90 31 | 30.00 28 | 44.60 25 | 75.10 24 | 118.00 24 | 264.00 28 | 1120.00 25 |
| 1970 | 47.00 38 | 48.30 38 | 51.70 38 | 56.50 37 | 149.00 38 | 167.00 35 | 421.00 38 | 542.00 37 | 678.00 35 | 1050.00 22 |
| 1971 | 20.00 35 | 20.30 35 | 22.30 35 | 33.60 34 | 37.70 30 | 107.00 32 | 126.00 32 | 178.00 30 | 304.00 29 | 1150.00 26 |
| 1972 | 32.00 36 | 35.70 36 | 37.40 36 | 55.70 36 | 65.10 34 | 72.80 30 | 104.00 29 | 118.00 25 | 175.00 24 | 600.00 9 |
| 1973 | 6.20 15 | 6.83 15 | 8.39 17 | 9.93 16 | 18.40 19 | 20.10 14 | 41.80 18 | 53.10 16 | 115.00 16 | 1100.00 23 |

HIGHEST MEAN DISCHARGE, IN CFS, AND RANKING, FOR THE FOLLOWING NUMBER OF CONSECUTIVE DAYS IN YEAR ENDING SEPTEMBER 30

| YEAR | 1 | 3 | 7 | 15 | 30 | 60 | 90 | 120 | 183 | ANNUAL |
|---|---|---|---|---|---|---|---|---|---|---|
| 1935 | 8820.0 9 | 8700.0 9 | 8110.0 9 | 6780.0 9 | 5110.0 7 | 3370.0 13 | 3350.0 8 | 3090.0 9 | 2270.0 9 | 1240.0 10 |
| 1936 | 3300.0 35 | 3250.0 35 | 3160.0 35 | 2930.0 35 | 2470.0 35 | 1600.0 35 | 1190.0 37 | 974.0 37 | 689.0 37 | 360.0 37 |
| 1937 | 18500.0 1 | 18000.0 1 | 17100.0 1 | 15100.0 1 | 10900.0 1 | 6540.0 2 | 4500.0 3 | 3780.0 3 | 2900.0 3 | 1650.0 2 |
| 1938 | 3720.0 30 | 3680.0 30 | 3490.0 31 | 3000.0 33 | 2730.0 32 | 2470.0 23 | 2330.0 22 | 2090.0 20 | 1870.0 12 | 1370.0 7 |
| 1939 | 6600.0 15 | 6600.0 13 | 6220.0 13 | 5270.0 14 | 4620.0 11 | 3900.0 7 | 3840.0 6 | 3280.0 7 | 2280.0 8 | 1210.0 12 |
| 1940 | 8600.0 10 | 8320.0 10 | 7690.0 11 | 6230.0 12 | 4330.0 13 | 2330.0 26 | 2220.0 23 | 1760.0 25 | 1220.0 30 | 618.0 32 |
| 1941 | 1860.0 38 | 1850.0 38 | 1800.0 38 | 1270.0 38 | 800.0 38 | 455.0 38 | 387.0 39 | 356.0 39 | 301.0 38 | 186.0 38 |
| 1942 | 3320.0 34 | 3320.0 34 | 3280.0 33 | 3100.0 32 | 2700.0 33 | 2330.0 27 | 2090.0 24 | 1820.0 24 | 1550.0 24 | 938.0 18 |
| 1943 | 8260.0 11 | 8160.0 11 | 7750.0 10 | 6280.0 11 | 4250.0 15 | 3030.0 17 | 2830.0 12 | 2290.0 14 | 1690.0 19 | 933.0 19 |
| 1944 | 4370.0 24 | 4350.0 24 | 4150.0 24 | 3800.0 27 | 3240.0 27 | 2330.0 28 | 1790.0 32 | 1370.0 35 | 910.0 36 | 471.0 36 |
| 1945 | 15400.0 2 | 15300.0 2 | 14600.0 2 | 12000.0 2 | 8690.0 2 | 6210.0 3 | 4520.0 2 | 3750.0 4 | 2760.0 5 | 1480.0 6 |
| 1946 | 4690.0 23 | 4690.0 23 | 4560.0 23 | 4230.0 23 | 2800.0 31 | 2110.0 30 | 1960.0 29 | 1880.0 23 | 1710.0 18 | 1280.0 9 |
| 1947 | 3570.0 31 | 3540.0 31 | 3500.0 30 | 3460.0 29 | 3290.0 26 | 2470.0 24 | 2000.0 27 | 1690.0 26 | 1600.0 21 | 889.0 23 |
| 1948 | 4230.0 27 | 4200.0 27 | 4060.0 27 | 3770.0 28 | 3340.0 24 | 2390.0 25 | 2050.0 25 | 1620.0 31 | 1170.0 31 | 649.0 31 |
| 1949 | 9700.0 7 | 9550.0 7 | 9110.0 7 | 7800.0 6 | 6200.0 6 | 5000.0 4 | 4360.0 4 | 3930.0 2 | 2930.0 2 | 1630.0 3 |
| 1950 | 12400.0 5 | 12100.0 5 | 11600.0 5 | 10000.0 5 | 7960.0 3 | 6660.0 1 | 5340.0 1 | 4900.0 1 | 3700.0 1 | 2080.0 1 |
| 1951 | 5600.0 18 | 5530.0 18 | 5360.0 19 | 4860.0 18 | 4000.0 18 | 3730.0 8 | 3670.0 7 | 3340.0 6 | 2840.0 4 | 1510.0 5 |
| 1952 | 6680.0 13 | 6420.0 15 | 5750.0 15 | 4910.0 16 | 4110.0 16 | 3320.0 14 | 3140.0 9 | 3240.0 8 | 2540.0 6 | 1340.0 8 |
| 1953 | 2360.0 36 | 2340.0 36 | 2320.0 36 | 2290.0 36 | 1960.0 36 | 1580.0 36 | 1570.0 35 | 1380.0 34 | 1070.0 33 | 554.0 35 |
| 1954 | 1010.0 39 | 574.0 39 | 812.0 39 | 749.0 39 | 620.0 39 | 435.0 39 | 407.0 38 | 372.0 38 | 262.0 39 | 151.0 39 |
| 1955 | 4210.0 28 | 4160.0 28 | 4040.0 28 | 3860.0 25 | 3730.0 20 | 2940.0 20 | 2480.0 20 | 2130.0 16 | 1580.0 22 | 850.0 24 |
| 1956 | 5500.0 19 | 5500.0 19 | 5380.0 18 | 5010.0 15 | 4550.0 12 | 3610.0 10 | 2920.0 10 | 2500.0 10 | 1750.0 15 | 1040.0 16 |
| 1957 | 5930.0 16 | 5820.0 16 | 5410.0 17 | 4650.0 20 | 3700.0 22 | 2510.0 22 | 2460.0 21 | 2000.0 22 | 1730.0 17 | 924.0 20 |
| 1958 | 6680.0 14 | 6570.0 14 | 6170.0 14 | 5340.0 13 | 4290.0 14 | 3190.0 16 | 2680.0 15 | 2120.0 17 | 2050.0 10 | 1550.0 4 |
| 1959 | 9460.0 8 | 9310.0 8 | 8790.0 8 | 7150.0 8 | 4880.0 9 | 3380.0 12 | 2580.0 17 | 2100.0 19 | 1570.0 23 | 906.0 21 |
| 1960 | 2240.0 37 | 2240.0 37 | 2190.0 37 | 2120.0 37 | 1630.0 37 | 1430.0 37 | 1350.0 36 | 1300.0 36 | 1110.0 32 | 698.0 29 |
| 1961 | 12900.0 4 | 12800.0 4 | 12500.0 4 | 10700.0 3 | 7120.0 4 | 4710.0 5 | 4110.0 5 | 3430.0 5 | 2350.0 7 | 1210.0 13 |
| 1962 | 5720.0 17 | 5640.0 17 | 5530.0 16 | 4900.0 17 | 3820.0 19 | 3020.0 18 | 2650.0 16 | 2120.0 18 | 1530.0 25 | 830.0 25 |
| 1963 | 5280.0 20 | 5180.0 20 | 5110.0 20 | 4800.0 19 | 4020.0 17 | 2540.0 21 | 1820.0 31 | 1440.0 33 | 1040.0 34 | 566.0 33 |
| 1964 | 15100.0 3 | 14800.0 3 | 13600.0 3 | 10600.0 4 | 6530.0 5 | 4040.0 6 | 2800.0 13 | 2160.0 15 | 1460.0 26 | 741.0 27 |
| 1965 | 3890.0 29 | 3860.0 29 | 3750.0 29 | 3420.0 30 | 2910.0 29 | 2090.0 31 | 1710.0 33 | 1450.0 32 | 1010.0 35 | 565.0 34 |
| 1966 | 3400.0 33 | 3340.0 33 | 3230.0 34 | 2940.0 34 | 2470.0 34 | 1780.0 34 | 1640.0 34 | 1640.0 30 | 1240.0 29 | 651.0 30 |
| 1967 | 5120.0 22 | 5040.0 22 | 5010.0 21 | 4520.0 21 | 3430.0 23 | 2000.0 33 | 2050.0 26 | 1670.0 29 | 1340.0 27 | 723.0 28 |
| 1968 | 3530.0 32 | 3510.0 32 | 3420.0 32 | 3200.0 31 | 2860.0 30 | 2010.0 32 | 1940.0 30 | 1690.0 27 | 1640.0 20 | 974.0 17 |
| 1969 | 7650.0 12 | 7580.0 12 | 7460.0 12 | 6560.0 10 | 4740.0 10 | 3210.0 15 | 2540.0 19 | 2040.0 21 | 1770.0 14 | 1170.0 14 |
| 1970 | 4350.0 25 | 4320.0 25 | 4120.0 25 | 3860.0 26 | 3330.0 25 | 2950.0 19 | 2550.0 18 | 2320.0 12 | 1870.0 13 | 1110.0 15 |
| 1971 | 4230.0 26 | 4200.0 26 | 4090.0 26 | 3890.0 24 | 3230.0 28 | 2220.0 29 | 1980.0 28 | 1680.0 28 | 1330.0 28 | 812.0 26 |
| 1972 | 10100.0 6 | 9970.0 6 | 9330.0 6 | 7550.0 7 | 5010.0 8 | 3630.0 9 | 2900.0 11 | 2310.0 13 | 1740.0 16 | 904.0 22 |
| 1973 | 5270.0 21 | 5170.0 21 | 5010.0 22 | 4510.0 22 | 3710.0 21 | 3480.0 11 | 2750.0 14 | 2340.0 11 | 2020.0 11 | 1220.0 11 |

STATISTICS ON NORMAL MONTHLY MEANS(ALL DAYS)

| OCT | NOV | DEC | JAN | FEB | MARCH | APRIL | MAY | JUNE | JULY | AUG | SEPT |
|---|---|---|---|---|---|---|---|---|---|---|---|
| BY ROWS(MEAN,VARIANCE,STANDARD DEVIATION, SKEWNESS, COEFF. OF VARIATION,PERCENTAGE OF AVERAGE FLOW) | | | | | | | | | | | |
| 0.1818E+03 | 0.3564E+03 | 0.8162E+03 | 0.1419E+04 | 0.1688E+04 | 0.2370E+04 | 0.1944E+04 | 0.1366E+04 | 0.6460E+03 | 0.3893E+03 | 0.1899E+03 | 0.1440E+03 |
| 0.2252E+06 | 0.1986E+06 | 0.8906E+06 | 0.2505E+07 | 0.1871E+07 | 0.2899E+07 | 0.1219E+07 | 0.1642E+07 | 0.4446E+06 | 0.3233E+06 | 0.1293E+06 | 0.4587E+05 |
| 0.4746E+03 | 0.4456E+03 | 0.9437E+03 | 0.1583E+04 | 0.1368E+04 | 0.1703E+04 | 0.1104E+04 | 0.1282E+04 | 0.6668E+03 | 0.5686E+03 | 0.3596E+03 | 0.2142E+03 |
| 0.4429E+01 | 0.1322E+01 | 0.1785E+01 | 0.2289E+01 | 0.1113E+01 | 0.1704E+01 | 0.4428E+00 | 0.2582E+01 | 0.2018E+01 | 0.3636E+01 | 0.4381E+01 | 0.3121E+01 |
| 0.2611E+01 | 0.1250E+01 | 0.1156E+01 | 0.1115E+01 | 0.8104E+00 | 0.7185E+00 | 0.5678E+00 | 0.9382E+00 | 0.1032E+01 | 0.1460E+01 | 0.1893E+01 | 0.1487E+01 |
| 0.1579E+01 | 0.3096E+01 | 0.7091E+01 | 0.1233E+02 | 0.1466E+02 | 0.2059E+02 | 0.1689E+02 | 0.1187E+02 | 0.5612E+01 | 0.3382E+01 | 0.1650E+01 | 0.1251E+01 |

STATISTICS ON NORMAL ANNUAL MEANS(ALL DAYS)

| MEAN | VARIANCE | STANDARD DEVIATION | SKEWNESS | COEFF. OF VARIATION | SERIAL CORR |
|---|---|---|---|---|---|
| 0.9557E+03 | 0.1712E+06 | 0.4137E+03 | 0.4784E+00 | 0.4329E+00 | 0.3607E+00 |

STATISTICS ON LOG MONTHLY MEANS(ALL DAYS)

BY ROWS(MEAN,VARIANCE,STANDARD DEVIATION, SKEWNESS, COEFF. OF VARIATION,PERCENTAGE OF AVERAGE FLOW)

| OCT | NOV | DEC | JAN | FEB | MARCH | APRIL | MAY | JUNE | JULY | AUG | SEPT |
|---|---|---|---|---|---|---|---|---|---|---|---|
| 0.1624E+01 | 0.2127E+01 | 0.2551E+01 | 0.2910E+01 | 0.3040E+01 | 0.3245E+01 | 0.3206E+01 | 0.2977E+01 | 0.2567E+01 | 0.2309E+01 | 0.1967E+01 | 0.1860E+01 |
| 0.5089E+00 | 0.4529E+00 | 0.4491E+00 | 0.2599E+00 | 0.2320E+00 | 0.1632E+00 | 0.8587E-01 | 0.1553E+00 | 0.2663E+00 | 0.2608E+00 | 0.2213E+00 | 0.2516E+00 |
| 0.7134E+00 | 0.6730E+00 | 0.6701E+00 | 0.5098E+00 | 0.4816E+00 | 0.4040E+00 | 0.2930E+00 | 0.3941E+00 | 0.5160E+00 | 0.5107E+00 | 0.4704E+00 | 0.5016E+00 |
| 0.3570E+00 | 0.8203E-01 | -0.5641E+00 | -0.5387E+00 | -0.9727E+00 | -0.1598E+01 | -0.5548E+00 | -0.2959E+00 | -0.4025E+00 | -0.1153E+00 | 0.7543E+00 | 0.3648E+00 |
| 0.4394E+00 | 0.3164E+00 | 0.2626E+00 | 0.1752E+00 | 0.1585E+00 | 0.1245E+00 | 0.9142E-01 | 0.1324E+00 | 0.2010E+00 | 0.2211E+00 | 0.2392E+00 | 0.2697E+00 |
| 0.5344E+01 | 0.7001E+01 | 0.8398E+01 | 0.9579E+01 | 0.1000E+02 | 0.1068E+02 | 0.1055E+02 | 0.9798E+01 | 0.8449E+01 | 0.7601E+01 | 0.6475E+01 | 0.6121E+01 |

STATISTICS ON LOG ANNUAL MEANS(ALL DAYS)

| MEAN | VARIANCE | STANDARD DEVIATION | SKEWNESS | COEFF. OF VARIATION | SERIAL CORR |
|---|---|---|---|---|---|
| 0.2930E+01 | 0.5603E-01 | 0.2367E+00 | -0.1493E+01 | 0.8079E-01 | 0.2271E+00 |

ANNUAL PEAKS

| | |
|---|---|
| 1935 | 8820 |
| 1936 | 3300 |
| 1937 | 18700 |
| 1938 | 3720 |
| 1939 | 6740 |
| 1940 | 8600 |
| 1941 | 1860 |
| 1942 | 3360 |
| 1943 | 8280 |
| 1944 | 4450 |
| 1945 | 15400 |
| 1946 | 4690 |
| 1947 | 3610 |
| 1948 | 4230 |
| 1949 | 9700 |
| 1950 | 12600 |
| 1951 | 5600 |
| 1952 | 6680 |
| 1953 | 2360 |
| 1954 | 1030 |
| 1955 | 4210 |
| 1956 | 5600 |
| 1957 | 6060 |
| 1958 | 6680 |
| 1959 | 9490 |
| 1960 | 2270 |
| 1961 | 12900 |
| 1962 | 5720 |
| 1963 | 5390 |
| 1964 | 15200 |
| 1965 | 3900 |
| 1966 | 3410 |
| 1967 | 5150 |
| 1968 | 3540 |
| 1969 | 7690 |
| 1970 | 4350 |
| 1971 | 4240 |
| 1972 | 10200 |
| 1973 | 5300 |

## 03377500 Wabash River at Mount Carmel, Ill.

LOCATION.--Lat 38°24'07", long 87°45'10", in SE¼NW¼ sec.28, T.1 S., R.12 W., Wabash County, on right bank on downstream side of Southern Railway bridge at Mount Carmel, 0.1 mile (0.2 km) downstream from Patoka River, and at mile 94.5 (152.0 km).

DRAINAGE AREA.--28,635 mi² (74,165 km²).

REMARKS.--Natural flow of stream affected by storage reservoirs and power development.

### DURATION TABLE OF DAILY DISCHARGE FOR YEAR ENDING SEPTEMBER 30

| CLASS | 0 | 1 | 2 | 3 | 4 | 5 | 6 | 7 | 8 | 9 | 10 | 11 | 12 | 13 | 14 | 15 | 16 | 17 | 18 | 19 | 20 | 21 | 22 | 23 | 24 | 25 | 26 | 27 | 28 | 29 | 30 | 31 | 32 | 33 | 34 | |
|---|---|---|---|---|---|---|---|---|---|---|---|---|---|---|---|---|---|---|---|---|---|---|---|---|---|---|---|---|---|---|---|---|---|---|---|---|
| YEAR | | | | | | | | | | | | | | | | NUMBER OF DAYS IN CLASS | | | | | | | | | | | | | | | | | | | | CFS-DAYS |
| 1928 | | | | | | | 1 | 4 | 5 | 8 | 17 | 26 | 20 | 23 | 24 | 16 | 20 | 16 | 25 | 36 | 34 | 9 | 20 | 21 | 4 | 11 | 4 | 8 | 14 | | | | | | | 11522660.0 |
| 1929 | | | | | | | 1 | 11 | 16 | 19 | 20 | 19 | 29 | 25 | 29 | 9 | 12 | 5 | 8 | 10 | 18 | 22 | 27 | 15 | 18 | 14 | 13 | 5 | 7 | 9 | 4 | | | | | 12772040.0 |
| 1930 | | | | | 29 | 21 | 36 | 19 | 16 | 19 | 7 | 9 | 14 | 20 | 12 | 10 | 10 | 22 | 9 | 11 | 17 | 16 | 5 | 11 | 13 | 7 | 8 | 6 | 1 | 2 | 3 | 5 | 4 | 3 | | 10929390.0 |
| 1931 | | | 2 | 22 | 79 | 29 | 27 | 31 | 22 | 18 | 20 | 35 | 21 | 12 | 9 | 10 | 7 | 8 | 6 | 7 | | | | | | | | | | | | | | | | 2577960.0 |
| 1932 | | | | | | | 1 | 5 | 7 | 21 | 28 | 35 | 22 | 17 | 16 | 15 | 14 | 27 | 31 | 27 | 20 | 10 | 10 | 9 | 22 | 11 | | 3 | 2 | 4 | 4 | 5 | | | | 9333050.0 |
| 1933 | | | | | | | 4 | 24 | 8 | 20 | 20 | 13 | 14 | 19 | 13 | 12 | 15 | 7 | 8 | 11 | 26 | 24 | 17 | 4 | 5 | 10 | 16 | 24 | 19 | 13 | 7 | 5 | 3 | 4 | | 15443760.0 |
| 1934 | | | | 3 | 5 | 22 | 46 | 39 | 46 | 48 | 53 | 22 | 18 | 16 | 10 | 9 | 14 | 3 | 2 | 2 | 2 | 5 | | | | | | | | | | | | | | 2935700.0 |
| 1935 | | | | | 18 | 17 | 13 | 8 | 10 | 17 | 10 | 13 | 41 | 36 | 23 | 10 | 24 | 8 | 21 | 23 | 15 | 11 | 8 | 7 | 9 | 6 | 2 | 7 | 8 | | | | | | | 8290860.0 |
| 1936 | | | 10 | 18 | 35 | 35 | 29 | 17 | 12 | 22 | 38 | 11 | 17 | 10 | 23 | 10 | 7 | 5 | 8 | 7 | 9 | 12 | 9 | 7 | 6 | 3 | 1 | 2 | 3 | | | | | | | 5309070.0 |
| 1937 | | | | | | | 1 | | 4 | 9 | 22 | 26 | 16 | 24 | 24 | 13 | 16 | 16 | 27 | 30 | 12 | 15 | 8 | 14 | 27 | 13 | 12 | 5 | 7 | 3 | 3 | 3 | 3 | 3 | 9 | 14327140.0 |
| 1938 | | | | | | | | | 6 | 27 | 21 | 24 | 17 | 26 | 14 | 16 | 22 | 13 | 27 | 21 | 21 | 12 | 17 | 19 | 12 | 11 | 8 | 9 | 8 | 8 | 6 | | | | | 12780990.0 |
| 1939 | | | | | | 4 | 7 | 29 | 30 | 18 | 16 | 11 | 14 | 16 | 22 | 34 | 20 | 16 | 8 | 15 | 12 | 16 | 2 | 5 | 6 | 17 | 13 | 7 | 8 | 4 | 3 | 6 | 6 | | | 10839070.0 |
| 1940 | | | 10 | 25 | 68 | 59 | 12 | 17 | 12 | 9 | 9 | 21 | 9 | 9 | 18 | 20 | 11 | 12 | 10 | 4 | 7 | 4 | 2 | 2 | 5 | 4 | 4 | 3 | | | | | | | | 4444860.0 |
| 1941 | | 9 | 16 | 25 | 49 | 23 | 22 | 53 | 52 | 35 | 22 | 12 | 9 | 9 | 5 | 12 | 2 | 1 | 1 | 2 | 5 | 1 | | | | | | | | | | | | | | 2242520.0 |
| 1942 | | 2 | 3 | 1 | 1 | 1 | | 4 | 14 | 15 | 40 | 24 | 36 | 25 | 14 | 9 | 29 | 21 | 24 | 20 | 9 | 6 | 12 | 14 | 10 | 20 | 6 | 5 | | | | | | | | 8958920.0 |
| 1943 | | | | | | | 14 | 10 | 22 | 9 | 15 | 15 | 20 | 24 | 18 | 28 | 36 | 28 | 21 | 16 | 27 | 5 | 10 | 8 | 3 | 5 | 2 | 4 | 8 | 3 | 6 | 1 | 2 | 4 | 1 | 11492510.0 |
| 1944 | | | | | 12 | 32 | 94 | 55 | 26 | 11 | 7 | 6 | 4 | 7 | 3 | 4 | 1 | 3 | 10 | 22 | 20 | 12 | 6 | 6 | 2 | 2 | 2 | 2 | 10 | 3 | 4 | | | | | 7001480.0 |
| 1945 | | | | 15 | 31 | 38 | 16 | 13 | 19 | 18 | 13 | 6 | 11 | 16 | 9 | 11 | 12 | 6 | 10 | 12 | 10 | 14 | 7 | 4 | 15 | 22 | 9 | 5 | 10 | 9 | 4 | | | | | 10731910.0 |
| 1946 | | | | | | 17 | 8 | 4 | 6 | 10 | 8 | 9 | 20 | 33 | 16 | 18 | 31 | 14 | 11 | 20 | 33 | 27 | 22 | 23 | 19 | 11 | 5 | | | | | | | | | 10249720.0 |
| 1947 | | | | 4 | 14 | 7 | 6 | 1 | 7 | 26 | 25 | 17 | 41 | 25 | 9 | 8 | 23 | 17 | 15 | 24 | 10 | 10 | 8 | 15 | 22 | 9 | 8 | 13 | 1 | | | | | | | 9661490.0 |
| 1948 | | | | | | 1 | 20 | 18 | 50 | 16 | 34 | 33 | 16 | 20 | 13 | 4 | 9 | 13 | 21 | 12 | 16 | 15 | 20 | 4 | 2 | 5 | 4 | 2 | 12 | 3 | 3 | | | | | 8718810.0 |
| 1949 | | | | | | 8 | 13 | 12 | 7 | 19 | 19 | 5 | 7 | 27 | 21 | 16 | 25 | 24 | 30 | 14 | 18 | 9 | 15 | 9 | 8 | 7 | 9 | 7 | 14 | 6 | 6 | 4 | 6 | | | 13847550.0 |
| 1950 | | | | | | | | 4 | 1 | 8 | 22 | 23 | 15 | 12 | 13 | 10 | 10 | 24 | 19 | 26 | 17 | 17 | 19 | 26 | 12 | 9 | 10 | 6 | 11 | 13 | 14 | 7 | 4 | 13 | | 20711810.0 |
| 1951 | | | | | | | | 3 | 11 | 12 | 18 | 8 | 15 | 10 | 24 | 21 | 26 | 20 | 16 | 22 | 11 | 15 | 24 | 22 | 19 | 38 | 14 | 4 | 4 | 3 | 5 | | | | | 14029410.0 |
| 1952 | | | | | | | 4 | 20 | 15 | 22 | 16 | 20 | 14 | 11 | 3 | 5 | 19 | 13 | 18 | 18 | 21 | 18 | 27 | 24 | 19 | 28 | 6 | 9 | 16 | | | | | | | 13305370.0 |
| 1953 | | | | 1 | 17 | 10 | 48 | 16 | 11 | 4 | 16 | 27 | 26 | 20 | 21 | 13 | 18 | 13 | 20 | 15 | 21 | 10 | 14 | 6 | 7 | 11 | | | | | | | | | | 6704130.0 |
| 1954 | | | | 8 | 51 | 71 | 33 | 26 | 22 | 19 | 17 | 29 | 16 | 14 | 13 | 12 | 9 | 9 | 7 | 8 | 1 | | | | | | | | | | | | | | | 2359700.0 |
| 1955 | | | | 5 | 4 | 5 | 13 | 38 | 26 | 17 | 10 | 21 | 15 | 19 | 8 | 29 | 18 | 27 | 8 | 17 | 15 | 15 | 9 | 22 | 12 | 7 | 5 | | | | | | | | | 6704840.0 |
| 1956 | | | | | | | 3 | 9 | 12 | 18 | 32 | 19 | 20 | 17 | 11 | 23 | 27 | 19 | 23 | 25 | 17 | 26 | 18 | 20 | 10 | 7 | 10 | | | | | | | | | 9415680.0 |
| 1957 | | | | | | 39 | 18 | 8 | 3 | 18 | 16 | 23 | 19 | 14 | 8 | 15 | 18 | 12 | 13 | 12 | 21 | 20 | 9 | 11 | 18 | 14 | 7 | 8 | 13 | 8 | | | | | | 11508540.0 |
| 1958 | | | | | | | | 14 | 8 | 2 | 7 | 5 | 22 | 19 | 22 | 30 | 28 | 26 | 32 | 19 | 21 | 17 | 18 | 13 | 14 | 15 | 11 | 5 | 5 | 10 | 2 | | | | | 14900120.0 |
| 1959 | | | | | | 4 | 6 | 10 | 11 | 11 | 33 | 28 | 20 | 30 | 21 | 13 | 6 | 5 | 10 | 21 | 37 | 19 | 9 | 17 | 20 | 8 | 6 | 5 | 5 | 6 | 4 | | | | | 11294180.0 |
| 1960 | | | | | | | 1 | 19 | 14 | 26 | 12 | 23 | 19 | 9 | 18 | 14 | 25 | 39 | 38 | 23 | 32 | 9 | 7 | 10 | 13 | 9 | 4 | 2 | | | | | | | | 8743710.0 |
| 1961 | | | | | | | 43 | 54 | 37 | 24 | 6 | 19 | 13 | 12 | 15 | 8 | 6 | 15 | 17 | 7 | 9 | 9 | 8 | 6 | 9 | 7 | 8 | 13 | 4 | 5 | 3 | 2 | 3 | 3 | | 10595300.0 |
| 1962 | | | | | | | | 11 | 24 | 29 | 24 | 16 | 27 | 22 | 27 | 26 | 16 | 18 | 17 | 22 | 17 | 6 | 13 | 10 | 22 | 8 | 7 | 3 | | | | | | | | 10173620.0 |
| 1963 | | | | | 1 | 11 | 9 | 15 | 56 | 68 | 62 | 17 | 19 | 15 | 11 | 5 | 10 | 7 | 6 | 12 | 6 | 1 | | 4 | 7 | 3 | 3 | 9 | 3 | 3 | 2 | | | | | 6348190.0 |
| 1964 | | 16 | 9 | 37 | 48 | 30 | 19 | 12 | 29 | 10 | 4 | 12 | 18 | 15 | 9 | 8 | 4 | 7 | 6 | 12 | 9 | 9 | 5 | 6 | 9 | 3 | 3 | 3 | 6 | 8 | | | | | | 6669380.0 |
| 1965 | | | | 35 | 13 | 20 | 16 | 25 | 25 | 9 | 10 | 18 | 23 | 19 | 15 | 14 | 14 | 8 | 17 | 20 | 10 | 6 | 6 | 11 | 17 | 14 | | | | | | | | | | 6708580.0 |
| 1966 | | | | | 5 | 22 | 22 | 18 | 53 | 34 | 36 | 17 | 21 | 13 | 11 | 12 | 25 | 16 | 8 | 12 | 11 | 12 | 10 | 4 | 3 | | | | | | | | | | | 4956960.0 |
| 1967 | | | | | 5 | 28 | 25 | 21 | 12 | 13 | 26 | 12 | 9 | 12 | 10 | 7 | 16 | 12 | 21 | 16 | 11 | 27 | 17 | 25 | 19 | 7 | 6 | 2 | 3 | 3 | | | | | | 9723760.0 |
| 1968 | | | | | | | 16 | 5 | 19 | 19 | 26 | 7 | 7 | 9 | 14 | 22 | 21 | 13 | 20 | 31 | 22 | 15 | 21 | 18 | 16 | 14 | 8 | 6 | 6 | 9 | 2 | | | | | 12335310.0 |
| 1969 | | | | | | | | 20 | 30 | 12 | 10 | 5 | 13 | 28 | 29 | 17 | 22 | 30 | 37 | 27 | 19 | 9 | 18 | 6 | 9 | 9 | 3 | 2 | 2 | 4 | 4 | | | | | 11423860.0 |
| 1970 | | | | | | | | 18 | 11 | 20 | 17 | 17 | 21 | 23 | 21 | 21 | 17 | 26 | 38 | 22 | 17 | 23 | 36 | 4 | 2 | 3 | 2 | 6 | | | | | | | | 10170750.0 |
| 1971 | | | | | | | | 5 | 18 | 9 | 27 | 17 | 62 | 35 | 33 | 22 | 24 | 26 | 20 | 16 | 6 | 7 | 11 | 11 | 3 | 3 | 2 | 4 | 4 | | | | | | | 7391770.0 |
| 1972 | | | | | | | | | 38 | 21 | 34 | 20 | 18 | 35 | 14 | 17 | 23 | 23 | 20 | 23 | 21 | 25 | 6 | 6 | 2 | 2 | 3 | 2 | 6 | 7 | | | | | | 8627040.0 |
| 1973 | | | | | | | | | | | 18 | 8 | 4 | 7 | 7 | 11 | 24 | 23 | 18 | 23 | 26 | 25 | 37 | 57 | 22 | 17 | 17 | 13 | 8 | | | | | | | 15957900.0 |

| CLASS | CFS | TOTAL | ACCUM | PERCT | CLASS | CFS | TOTAL | ACCUM | PERCT | CLASS | CFS | TOTAL | ACCUM | PERCT | CLASS | CFS | TOTAL | ACCUM | PERCT |
|---|---|---|---|---|---|---|---|---|---|---|---|---|---|---|---|---|---|---|---|
| 0 | 0.00 | 0 | 16802 | 100.0 | 9 | 5800.00 | 858 | 13181 | 78.4 | 18 | 23000.0 | 777 | 5993 | 35.7 | 27 | 96000 | 223 | 775 | 4.6 |
| 1 | 1650.00 | 27 | 16802 | 100.0 | 10 | 6700.00 | 990 | 12323 | 73.3 | 19 | 27000.0 | 807 | 5216 | 31.0 | 28 | 110000 | 225 | 552 | 3.2 |
| 2 | 1900.00 | 63 | 16775 | 99.8 | 11 | 7900.00 | 780 | 11333 | 67.[illegible] | 20 | 32000.0 | 749 | 4409 | 26.2 | 29 | 130000 | 132 | 327 | 1.9 |
| 3 | 2300.00 | 241 | 16712 | 99.5 | 12 | 9200.00 | 844 | 10553 | 62.8 | 21 | 38000.0 | 580 | 3660 | 21.8 | 30 | 150000 | 99 | 195 | 1.1 |
| 4 | 2600.00 | 510 | 16471 | 98.0 | 13 | 11000.00 | 837 | 9709 | 57.8 | 22 | 44000.0 | 545 | 3080 | 18.3 | 31 | 180000 | 37 | 96 | .5 |
| 5 | 3100.00 | 533 | 15961 | 95.0 | 14 | 13000.00 | 735 | 8872 | 52.8 | 23 | 51000.0 | 606 | 2535 | 15.1 | 32 | 210000 | 26 | 59 | .3 |
| 6 | 3600.00 | 710 | 15428 | 91.8 | 15 | 15000.00 | 651 | 8137 | 48.4 | 24 | 60000.0 | 464 | 1929 | 11.5 | 33 | 240000 | 32 | 33 | .1 |
| 7 | 4200.00 | 657 | 14718 | 87.6 | 16 | 17000.00 | 807 | 7486 | 44.6 | 25 | 70000.0 | 424 | 1465 | 8.7 | 34 | 290000 | 1 | 1 | |
| 8 | 4900.00 | 880 | 14061 | 83.7 | 17 | 20000.00 | 686 | 6679 | 39.8 | 26 | 82000.0 | 266 | 1041 | 6.2 | | | | | |

### LOWEST MEAN DISCHARGE, IN CFS, AND RANKING, FOR THE FOLLOWING NUMBER OF CONSECUTIVE DAYS IN YEAR ENDING MARCH 31

| YEAR | 1 | | 3 | | 7 | | 14 | | 30 | | 60 | | 90 | | 120 | | 183 | | ANNUAL | |
|---|---|---|---|---|---|---|---|---|---|---|---|---|---|---|---|---|---|---|---|---|
| 1929 | 3920.00 | 30 | 4070.00 | 31 | 4390.00 | 31 | 4710.00 | 32 | 5340.00 | 32 | 6720.00 | 35 | 7590.00 | 34 | 8360.00 | 29 | 10800.00 | 30 | 25600.00 | 26 |
| 1930 | 3820.00 | 29 | 3890.00 | 29 | 3960.00 | 29 | 4020.00 | 27 | 4230.00 | 24 | 5300.00 | 26 | 7140.00 | 32 | 9110.00 | 33 | 15800.00 | 39 | 45300.00 | 44 |
| 1931 | 2260.00 | 6 | 2340.00 | 7 | 2480.00 | 7 | 2540.00 | 10 | 2620.00 | 7 | 2730.00 | 6 | 2890.00 | 5 | 2910.00 | 4 | 3080.00 | 1 | 7220.00 | 1 |
| 1932 | 3400.00 | 20 | 3520.00 | 20 | 3620.00 | 20 | 4120.00 | 28 | 4510.00 | 27 | 6310.00 | 33 | 6230.00 | 28 | 6630.00 | 25 | 8570.00 | 24 | 24000.00 | 21 |
| 1933 | 3560.00 | 22 | 3650.00 | 23 | 3910.00 | 28 | 4580.00 | 30 | 7280.00 | 42 | 8610.00 | 40 | 9280.00 | 39 | 9650.00 | 34 | 10700.00 | 29 | 27800.00 | 30 |
| 1934 | 3520.00 | 21 | 3580.00 | 21 | 3670.00 | 21 | 3830.00 | 21 | 3900.[illegible] | 20 | 4740.00 | 20 | 5700.00 | 22 | 5570.00 | 18 | 5960.00 | 13 | 24700.00 | 24 |
| 1935 | 2450.00 | 9 | 2640.00 | 13 | 2720.00 | 13 | 2920.00 | 13 | [illegible].00 | 12 | 4980.00 | 22 | 4830.00 | 17 | 5770.00 | 20 | 5760.00 | 12 | 12900.00 | 4 |

WABASH RIVER AT MOUNT CARMEL, ILL. (Continued)

LOWEST MEAN DISCHARGE, IN CFS, AND RANKING, FOR THE FOLLOWING NUMBER OF CONSECUTIVE DAYS IN YEAR ENDING MARCH 31

| | | | | | | | | | | | | | | | | | | | | | | |
|---|---|---|---|---|---|---|---|---|---|---|---|---|---|---|---|---|---|---|---|---|---|---|
| 1936 | 2580.00 | 13 | 2610.00 | 12 | 2660.00 | 12 | 2910.00 | 12 | 3200.00 | 13 | 3740.00 | 14 | 5130.00 | 19 | 5720.00 | 19 | 6880.00 | 17 | 22700.00 | 19 |
| 1937 | 1950.00 | 3 | 1990.00 | 3 | 2010.00 | 3 | 2150.00 | 3 | 2360.00 | 3 | 2770.00 | 7 | 3120.00 | 8 | 3550.00 | 8 | 7300.00 | 19 | 31900.00 | 33 |
| 1938 | 5240.00 | 39 | 5340.00 | 39 | 5540.00 | 40 | 6010.00 | 41 | 7170.00 | 41 | 9320.00 | 41 | 10600.00 | 41 | 10700.00 | 38 | 13000.00 | 35 | 29000.00 | 32 |
| 1939 | 3720.00 | 28 | 3770.00 | 28 | 3800.00 | 27 | 3930.00 | 26 | 4160.00 | 23 | 4920.00 | 21 | 6120.00 | 25 | 6410.00 | 24 | 10200.00 | 28 | 35700.00 | 35 |
| 1940 | 2280.00 | 7 | 2300.00 | 6 | 2320.00 | 6 | 2400.00 | 6 | 2730.00 | 9 | 3010.00 | 9 | 3110.00 | 7 | 3110.00 | 5 | 4300.00 | 7 | 16900.00 | 9 |
| 1941 | 2030.00 | 5 | 2100.00 | 5 | 2120.00 | 4 | 2160.00 | 4 | 2300.00 | 2 | 2490.00 | 2 | 2600.00 | 2 | 2750.00 | 3 | 3450.00 | 4 | 10600.00 | 2 |
| 1942 | 1650.00 | 1 | 1660.00 | 1 | 1710.00 | 2 | 1800.00 | 2 | 2400.00 | 4 | 2690.00 | 4 | 3230.00 | 9 | 4170.00 | 11 | 6720.00 | 15 | 16400.00 | 8 |
| 1943 | 3620.00 | 24 | 3690.00 | 25 | 3750.00 | 24 | 3880.00 | 24 | 4380.00 | 25 | 5090.00 | 25 | 5990.00 | 24 | 7530.00 | 28 | 12000.00 | 33 | 24000.00 | 22 |
| 1944 | 2990.00 | 14 | 3070.00 | 16 | 3250.00 | 17 | 3510.00 | 17 | 3740.00 | 17 | 3980.00 | 15 | 4050.00 | 12 | 4370.00 | 12 | 5010.00 | 10 | 24800.00 | 25 |
| 1945 | 2460.00 | 10 | 2490.00 | 9 | 2500.00 | 10 | 2520.00 | 8 | 2640.00 | 8 | 2940.00 | 8 | 3100.00 | 6 | 3270.00 | 7 | 3650.00 | 5 | 24000.00 | 23 |
| 1946 | 5260.00 | 41 | 5380.00 | 41 | 5570.00 | 41 | 5890.00 | 40 | 6480.00 | 38 | 10100.00 | 42 | 13300.00 | 42 | 16700.00 | 43 | 18900.00 | 41 | 36900.00 | 37 |
| 1947 | 2490.00 | 11 | 2500.00 | 10 | 2600.00 | 11 | 2650.00 | 11 | 2980.00 | 11 | 3360.00 | 11 | 4400.00 | 15 | 5450.00 | 16 | 7990.00 | 23 | 18700.00 | 12 |
| 1948 | 3610.00 | 23 | 3640.00 | 22 | 3700.00 | 22 | 3820.00 | 20 | 4610.00 | 29 | 4990.00 | 23 | 5590.00 | 21 | 6010.00 | 21 | 7870.00 | 22 | 27300.00 | 28 |
| 1949 | 3340.00 | 19 | 3360.00 | 19 | 3400.00 | 18 | 3570.00 | 18 | 3980.00 | 21 | 4540.00 | 19 | 5300.00 | 20 | 8600.00 | 30 | 11200.00 | 32 | 43100.00 | 41 |
| 1950 | 4210.00 | 32 | 4230.00 | 32 | 4470.00 | 33 | 5100.00 | 35 | 5870.00 | 35 | 7520.00 | 38 | 9080.00 | 38 | 11500.00 | 39 | 13300.00 | 36 | 48100.00 | 45 |
| 1951 | 6500.00 | 44 | 6610.00 | 44 | 7070.00 | 44 | 7560.00 | 44 | 8110.00 | 43 | 14100.00 | 45 | 16300.00 | 45 | 15800.00 | 42 | 20700.00 | 43 | 43800.00 | 42 |
| 1952 | 4010.00 | 31 | 4030.00 | 30 | 4140.00 | 30 | 4270.00 | 29 | 4510.00 | 26 | 6000.00 | 31 | 7090.00 | 31 | 9700.00 | 35 | 14300.00 | 37 | 36000.00 | 36 |
| 1953 | 3700.00 | 26 | 3730.00 | 26 | 3760.00 | 25 | 3800.00 | 19 | 3880.00 | 18 | 4210.00 | 17 | 5000.00 | 18 | 5480.00 | 17 | 6910.00 | 18 | 22500.00 | 18 |
| 1954 | 2400.00 | 8 | 2410.00 | 8 | 2490.00 | 8 | 2530.00 | 9 | 2560.00 | 6 | 2590.00 | 3 | 2720.00 | 3 | 2730.00 | 2 | 3390.00 | 2 | 11200.00 | 3 |
| 1955 | 1980.00 | 4 | 2060.00 | 4 | 2120.00 | 5 | 2370.00 | 5 | 2970.00 | 10 | 3120.00 | 10 | 3310.00 | 10 | 3910.00 | 10 | 4560.00 | 8 | 14200.00 | 6 |
| 1956 | 3000.00 | 15 | 3020.00 | 14 | 3080.00 | 14 | 3220.00 | 15 | 3670.00 | 16 | 5000.00 | 24 | 8250.00 | 36 | 10000.00 | 36 | 12700.00 | 34 | 23100.00 | 20 |
| 1957 | 3170.00 | 17 | 3220.00 | 17 | 3230.00 | 16 | 3280.00 | 16 | 3320.00 | 15 | 3580.00 | 12 | 4130.00 | 13 | 4730.00 | 14 | 6720.00 | 16 | 17600.00 | 11 |
| 1958 | 5060.00 | 36 | 5110.00 | 37 | 5150.00 | 36 | 5370.00 | 37 | 6690.00 | 39 | 7170.00 | 37 | 8770.00 | 37 | 12800.00 | 41 | 27400.00 | 45 | 42100.00 | 40 |
| 1959 | 7360.00 | 45 | 7380.00 | 45 | 7440.00 | 45 | 7610.00 | 45 | 8150.00 | 44 | 11100.00 | 44 | 14600.00 | 44 | 16800.00 | 44 | 26400.00 | 44 | 44400.00 | 43 |
| 1960 | 3320.00 | 18 | 3360.00 | 18 | 3510.00 | 19 | 3920.00 | 25 | 4580.00 | 28 | 5550.00 | 27 | 6190.00 | 26 | 6820.00 | 26 | 8840.00 | 25 | 21700.00 | 16 |
| 1961 | 3700.00 | 27 | 3750.00 | 27 | 3800.00 | 26 | 3860.00 | 22 | 3890.00 | 19 | 4090.00 | 16 | 4310.00 | 14 | 4420.00 | 13 | 4910.00 | 9 | 21200.00 | 15 |
| 1962 | 5110.00 | 38 | 5210.00 | 38 | 5500.00 | 39 | 5670.00 | 39 | 6220.00 | 37 | 6520.00 | 34 | 7050.00 | 30 | 8680.00 | 31 | 11100.00 | 31 | 37700.00 | 38 |
| 1963 | 4270.00 | 33 | 4350.00 | 33 | 4450.00 | 32 | 4730.00 | 33 | 5150.00 | 31 | 5700.00 | 29 | 5860.00 | 23 | 6110.00 | 22 | 6650.00 | 14 | 20500.00 | 14 |
| 1964 | 1700.00 | 2 | 1700.00 | 2 | 1700.00 | 1 | 1720.00 | 1 | 2010.00 | 1 | 2450.00 | 1 | 2490.00 | 1 | 2540.00 | 1 | 3440.00 | 3 | 14100.00 | 5 |
| 1965 | 2500.00 | 12 | 2500.00 | 11 | 2500.00 | 9 | 2500.00 | 7 | 2550.00 | 5 | 2700.00 | 5 | 2860.00 | 4 | 3110.00 | 6 | 4210.00 | 6 | 19500.00 | 13 |
| 1966 | 4400.00 | 34 | 4510.00 | 34 | 4580.00 | 34 | 4700.00 | 31 | 4870.00 | 30 | 5690.00 | 28 | 6190.00 | 27 | 6830.00 | 27 | 7600.00 | 21 | 17000.00 | 10 |
| 1967 | 3020.00 | 16 | 3040.00 | 15 | 3080.00 | 15 | 3130.00 | 14 | 3280.00 | 14 | 3680.00 | 13 | 3700.00 | 11 | 3840.00 | 9 | 5610.00 | 11 | 22200.00 | 17 |
| 1968 | 3640.00 | 25 | 3670.00 | 24 | 3730.00 | 23 | 3860.00 | 23 | 4030.00 | 22 | 4340.00 | 18 | 4740.00 | 16 | 5130.00 | 15 | 7400.00 | 20 | 28200.00 | 31 |
| 1969 | 5250.00 | 40 | 5350.00 | 40 | 5380.00 | 38 | 5420.00 | 38 | 5760.00 | 34 | 6240.00 | 32 | 7300.00 | 33 | 10400.00 | 37 | 14800.00 | 38 | 34400.00 | 34 |
| 1970 | 6200.00 | 43 | 6270.00 | 43 | 6720.00 | 43 | 7440.00 | 43 | 8530.00 | 45 | 10300.00 | 43 | 14100.00 | 43 | 17300.00 | 45 | 19300.00 | 42 | 27800.00 | 29 |
| 1971 | 5100.00 | 37 | 5100.00 | 36 | 5160.00 | 37 | 5270.00 | 36 | 5890.00 | 36 | 7110.00 | 36 | 8100.00 | 35 | 8680.00 | 32 | 10100.00 | 27 | 27100.00 | 27 |
| 1972 | 4700.00 | 35 | 4860.00 | 35 | 4940.00 | 35 | 5050.00 | 34 | 5380.00 | 33 | 5950.00 | 30 | 6280.00 | 29 | 6190.00 | 23 | 9070.00 | 26 | 16200.00 | 7 |
| 1973 | 5400.00 | 42 | 5430.00 | 42 | 5630.00 | 42 | 6210.00 | 42 | 6950.00 | 40 | 8250.00 | 39 | 9480.00 | 40 | 12000.00 | 40 | 17400.00 | 40 | 39100.00 | 39 |

HIGHEST MEAN DISCHARGE, IN CFS, AND RANKING, FOR THE FOLLOWING NUMBER OF CONSECUTIVE DAYS IN YEAR ENDING SEPTEMBER 30

| YEAR | 1 | | 3 | | 7 | | 15 | | 30 | | 60 | | 90 | | 120 | | 183 | | ANNUAL | |
|---|---|---|---|---|---|---|---|---|---|---|---|---|---|---|---|---|---|---|---|---|
| 1928 | 126000.0 | 26 | 125000.0 | 26 | 124000.0 | 24 | 121000.0 | 20 | 93600.0 | 22 | 64400.0 | 26 | 63100.0 | 20 | 53700.0 | 20 | 44000.0 | 21 | 31500.0 | 12 |
| 1929 | 155000.0 | 18 | 153000.0 | 18 | 147000.0 | 17 | 122000.0 | 17 | 94700.0 | 20 | 77700.0 | 16 | 69100.0 | 16 | 63000.0 | 16 | 58800.0 | 7 | 35000.0 | 9 |
| 1930 | 277000.0 | 4 | 268000.0 | 4 | 245000.0 | 4 | 211000.0 | 3 | 148000.0 | 4 | 104000.0 | 5 | 87400.0 | 5 | 72400.0 | 6 | 54000.0 | 10 | 29900.0 | 17 |
| 1931 | 29800.0 | 45 | 28500.0 | 45 | 26200.0 | 45 | 22500.0 | 46 | 17300.0 | 46 | 14700.0 | 45 | 12200.0 | 45 | 10800.0 | 45 | 9920.0 | 44 | 7060.0 | 44 |
| 1932 | 156000.0 | 17 | 155000.0 | 17 | 151000.0 | 15 | 133000.0 | 14 | 99400.0 | 14 | 74300.0 | 20 | 61300.0 | 21 | 51500.0 | 23 | 40800.0 | 24 | 25500.0 | 27 |
| 1933 | 232000.0 | 7 | 230000.0 | 6 | 212000.0 | 7 | 173000.0 | 7 | 124000.0 | 8 | 108000.0 | 4 | 96400.0 | 3 | 81500.0 | 3 | 73900.0 | 2 | 42300.0 | 3 |
| 1934 | 43400.0 | 43 | 42500.0 | 43 | 39700.0 | 43 | 31500.0 | 43 | 23500.0 | 43 | 17200.0 | 43 | 13400.0 | 44 | 11500.0 | 44 | 9700.0 | 45 | 8040.0 | 43 |
| 1935 | 122000.0 | 29 | 119000.0 | 30 | 116000.0 | 28 | 110000.0 | 24 | 83100.0 | 26 | 56000.0 | 31 | 52400.0 | 28 | 46500.0 | 28 | 37000.0 | 31 | 22700.0 | 32 |
| 1936 | 122000.0 | 30 | 118000.0 | 31 | 105000.0 | 32 | 82100.0 | 33 | 58200.0 | 39 | 48700.0 | 36 | 40600.0 | 38 | 33100.0 | 40 | 24600.0 | 40 | 14500.0 | 40 |
| 1937 | 285000.0 | 3 | 280000.0 | 3 | 270000.0 | 2 | 242000.0 | 2 | 181000.0 | 2 | 120000.0 | 3 | 88600.0 | 4 | 81000.0 | 4 | 63800.0 | 3 | 39300.0 | 5 |
| 1938 | 162000.0 | 14 | 159000.0 | 14 | 149000.0 | 16 | 146000.0 | 9 | 127000.0 | 7 | 97200.0 | 7 | 75500.0 | 9 | 63500.0 | 14 | 53600.0 | 11 | 35000.0 | 10 |
| 1939 | 197000.0 | 8 | 191000.0 | 9 | 175000.0 | 9 | 135000.0 | 12 | 105000.0 | 12 | 91700.0 | 8 | 83600.0 | 7 | 68700.0 | 10 | 51600.0 | 15 | 29700.0 | 18 |
| 1940 | 100000.0 | 36 | 98100.0 | 36 | 92700.0 | 35 | 81000.0 | 34 | 60700.0 | 35 | 38200.0 | 41 | 31800.0 | 41 | 28000.0 | 41 | 21200.0 | 42 | 12100.0 | 42 |
| 1941 | 38300.0 | 44 | 37000.0 | 44 | 35000.0 | 44 | 26500.0 | 44 | 18100.0 | 45 | 12200.0 | 46 | 12100.0 | 46 | 10500.0 | 46 | 8790.0 | 46 | 6140.0 | 46 |
| 1942 | 106000.0 | 35 | 105000.0 | 34 | 100000.0 | 34 | 79000.0 | 36 | 62300.0 | 34 | 56900.0 | 30 | 53900.0 | 27 | 45900.0 | 30 | 38800.0 | 28 | 24500.0 | 28 |
| 1943 | 302000.0 | 1 | 289000.0 | 1 | 261000.0 | 3 | 210000.0 | 4 | 146000.0 | 5 | 86600.0 | 12 | 77400.0 | 8 | 64100.0 | 13 | 51000.0 | 16 | 31500.0 | 13 |
| 1944 | 167000.0 | 12 | 163000.0 | 12 | 152000.0 | 13 | 136000.0 | 11 | 105000.0 | 13 | 70200.0 | 24 | 58800.0 | 24 | 49300.0 | 26 | 34000.0 | 33 | 19100.0 | 34 |
| 1945 | 162000.0 | 15 | 159000.0 | 15 | 151000.0 | 14 | 121000.0 | 18 | 97700.0 | 18 | 87800.0 | 10 | 73900.0 | 10 | 71000.0 | 7 | 53400.0 | 12 | 29400.0 | 19 |
| 1946 | 92100.0 | 37 | 91000.0 | 37 | 85500.0 | 38 | 70600.0 | 38 | 53700.0 | 40 | 48200.0 | 37 | 46700.0 | 34 | 42600.0 | 33 | 40700.0 | 25 | 28100.0 | 21 |
| 1947 | 110000.0 | 33 | 108000.0 | 33 | 103000.0 | 33 | 94500.0 | 31 | 78600.0 | 27 | 73000.0 | 22 | 63400.0 | 19 | 52200.0 | 21 | 43700.0 | 22 | 26500.0 | 25 |
| 1948 | 162000.0 | 16 | 157000.0 | 16 | 145000.0 | 18 | 115000.0 | 22 | 111000.0 | 10 | 74900.0 | 19 | 61300.0 | 22 | 51100.0 | 24 | 39400.0 | 27 | 23800.0 | 30 |
| 1949 | 235000.0 | 6 | 230000.0 | 7 | 219000.0 | 6 | 191000.0 | 5 | 159000.0 | 3 | 122000.0 | 2 | 99800.0 | 2 | 85900.0 | 2 | 63300.0 | 4 | 37900.0 | 7 |
| 1950 | 286000.0 | 2 | 282000.0 | 2 | 275000.0 | 1 | 265000.0 | 1 | 216000.0 | 1 | 175000.0 | 1 | 139000.0 | 1 | 126000.0 | 1 | 95100.0 | 1 | 56700.0 | 1 |
| 1951 | 164000.0 | 13 | 163000.0 | 13 | 155000.0 | 11 | 133000.0 | 13 | 98600.0 | 17 | 79800.0 | 14 | 71400.0 | 14 | 67900.0 | 11 | 60900.0 | 6 | 38400.0 | 6 |
| 1952 | 126000.0 | 27 | 125000.0 | 27 | 121000.0 | 27 | 108000.0 | 25 | 88100.0 | 24 | 76200.0 | 18 | 73600.0 | 11 | 69200.0 | 9 | 58300.0 | 8 | 36400.0 | 8 |
| 1953 | 73900.0 | 40 | 73300.0 | 41 | 71700.0 | 40 | 65700.0 | 40 | 60200.0 | 36 | 48000.0 | 38 | 42900.0 | 36 | 36700.0 | 36 | 30300.0 | 36 | 18400.0 | 35 |
| 1954 | 27500.0 | 46 | 26800.0 | 46 | 25800.0 | 46 | 23600.0 | 45 | 20400.0 | 44 | 15800.0 | 44 | 13700.0 | 43 | 12400.0 | 43 | 9940.0 | 43 | 6460.0 | 45 |
| 1955 | 73900.0 | 41 | 73500.0 | 40 | 71700.0 | 41 | 63000.0 | 41 | 59000.0 | 38 | 47700.0 | 39 | 39700.0 | 39 | 35300.0 | 39 | 29700.0 | 38 | 18400.0 | 36 |
| 1956 | 91300.0 | 38 | 90300.0 | 38 | 87600.0 | 37 | 80100.0 | 35 | 68200.0 | 33 | 54100.0 | 33 | 46200.0 | 35 | 43700.0 | 31 | 37100.0 | 30 | 25700.0 | 26 |
| 1957 | 137000.0 | 22 | 137000.0 | 22 | 134000.0 | 22 | 118000.0 | 21 | 94500.0 | 21 | 79700.0 | 15 | 73500.0 | 12 | 70100.0 | 8 | 54400.0 | 9 | 31500.0 | 14 |
| 1958 | 185000.0 | 10 | 181000.0 | 10 | 170000.0 | 10 | 143000.0 | 10 | 98800.0 | 16 | 87800.0 | 11 | 69200.0 | 15 | 61400.0 | 17 | 48500.0 | 18 | 40800.0 | 4 |
| 1959 | 172000.0 | 11 | 167000.0 | 11 | 154000.0 | 12 | 127000.0 | 15 | 108000.0 | 11 | 88000.0 | 9 | 72200.0 | 13 | 65100.0 | 12 | 50500.0 | 17 | 30900.0 | 16 |
| 1960 | 106000.0 | 34 | 101000.0 | 35 | 92300.0 | 36 | 74500.0 | 37 | 52100.0 | 41 | 39300.0 | 40 | 37900.0 | 40 | 35400.0 | 38 | 35400.0 | 32 | 23900.0 | 29 |
| 1961 | 248000.0 | 5 | 245000.0 | 5 | 229000.0 | 5 | 187000.0 | 6 | 142000.0 | 6 | 98000.0 | 6 | 87100.0 | 6 | 72700.0 | 5 | 52700.0 | 13 | 29000.0 | 20 |
| 1962 | 122000.0 | 28 | 119000.0 | 28 | 109000.0 | 31 | 90400.0 | 32 | 87700.0 | 25 | 71200.0 | 23 | 64000.0 | 18 | 54500.0 | 19 | 43000.0 | 23 | 27900.0 | 22 |
| 1963 | 152000.0 | 20 | 148000.0 | 20 | 137000.0 | 20 | 121000.0 | 19 | 99300.0 | 15 | 65500.0 | 25 | 49500.0 | 32 | 39900.0 | 35 | 28900.0 | 39 | 17400.0 | 39 |
| 1964 | 149000.0 | 21 | 146000.0 | 21 | 134000.0 | 21 | 106000.0 | 27 | 74600.0 | 29 | 74100.0 | 21 | 55900.0 | 25 | 46100.0 | 29 | 33200.0 | 34 | 18200.0 | 38 |
| 1965 | 80800.0 | 39 | 80400.0 | 39 | 77700.0 | 39 | 68500.0 | 39 | 59600.0 | 37 | 49100.0 | 35 | 48100.0 | 33 | 40900.0 | 34 | 31300.0 | 35 | 18400.0 | 37 |
| 1966 | 61800.0 | 42 | 61200.0 | 42 | 58000.0 | 42 | 47800.0 | 42 | 41900.0 | 42 | 29700.0 | 42 | 25600.0 | 42 | 25700.0 | 42 | 21900.0 | 41 | 13600.0 | 41 |

HIGHEST MEAN DISCHARGE, IN CFS, AND RANKING, FOR THE FOLLOWING NUMBER OF CONSECUTIVE DAYS IN YEAR ENDING SEPTEMBER 30

| YEAR | 1 | | 3 | | 7 | | 15 | | 30 | | 60 | | 90 | | 120 | | 183 | | ANNUAL | |
|---|---|---|---|---|---|---|---|---|---|---|---|---|---|---|---|---|---|---|---|---|
| 1967 | 133000.0 | 24 | 131000.0 | 24 | 124000.0 | 25 | 98800.0 | 28 | 68500.0 | 32 | 53700.0 | 34 | 51000.0 | 31 | 47100.0 | 27 | 45600.0 | 20 | 26600.0 | 24 |
| 1968 | 154000.0 | 19 | 150000.0 | 19 | 141000.0 | 19 | 112000.0 | 23 | 77100.0 | 28 | 62600.0 | 27 | 55100.0 | 26 | 51900.0 | 22 | 52300.0 | 14 | 33700.0 | 11 |
| 1969 | 195000.0 | 9 | 193000.0 | 8 | 182000.0 | 8 | 151000.0 | 8 | 114000.0 | 9 | 76600.0 | 17 | 60900.0 | 23 | 57600.0 | 18 | 47200.0 | 19 | 31300.0 | 15 |
| 1970 | 129000.0 | 25 | 128000.0 | 25 | 121000.0 | 26 | 98800.0 | 29 | 73700.0 | 30 | 60000.0 | 29 | 51900.0 | 29 | 49600.0 | 25 | 40500.0 | 26 | 27900.0 | 23 |
| 1971 | 121000.0 | 31 | 119000.0 | 29 | 112000.0 | 30 | 95000.0 | 30 | 72900.0 | 31 | 54800.0 | 32 | 41900.0 | 37 | 36100.0 | 37 | 30200.0 | 37 | 20300.0 | 33 |
| 1972 | 134000.0 | 23 | 133000.0 | 23 | 132000.0 | 23 | 123000.0 | 16 | 92700.0 | 23 | 61600.0 | 28 | 51400.0 | 30 | 43700.0 | 32 | 37500.0 | 29 | 23600.0 | 31 |
| 1973 | 115000.0 | 32 | 115000.0 | 32 | 113000.0 | 29 | 107000.0 | 26 | 96000.0 | 19 | 84700.0 | 13 | 66900.0 | 17 | 63400.0 | 15 | 61200.0 | 5 | 43700.0 | 2 |

STATISTICS ON NORMAL MONTHLY MEANS(ALL DAYS)

| OCT | NOV | DEC | JAN | FEB | MARCH | APRIL | MAY | JUNE | JULY | AUG | SEPT |
|---|---|---|---|---|---|---|---|---|---|---|---|

BY ROWS(MEAN,VARIANCE,STANDARD DEVIATION, SKEWNESS, COEFF. OF VARIATION,PERCENTAGE OF AVERAGE FLOW)

| | | | | | | | | | | | |
|---|---|---|---|---|---|---|---|---|---|---|---|
| 0.8058E+04 | 0.1259E+05 | 0.2163E+05 | 0.3820E+05 | 0.4087E+05 | 0.4702E+05 | 0.4909E+05 | 0.4016E+05 | 0.2621E+05 | 0.1817E+05 | 0.9969E+04 | 0.6907E+04 |
| 0.3972E+08 | 0.1256E+09 | 0.4412E+09 | 0.1886E+10 | 0.1044E+10 | 0.6140E+09 | 0.6612E+09 | 0.8433E+09 | 0.2784E+09 | 0.2235E+09 | 0.6829E+08 | 0.1834E+08 |
| 0.6302E+04 | 0.1121E+05 | 0.2101E+05 | 0.4342E+05 | 0.3231E+05 | 0.2478E+05 | 0.2571E+05 | 0.2904E+05 | 0.1668E+05 | 0.1495E+05 | 0.8264E+04 | 0.4282E+04 |
| 0.1817E+01 | 0.1869E+01 | 0.1586E+01 | 0.2133E+01 | 0.1217E+01 | 0.2241E+00 | 0.5907E+00 | 0.1707E+01 | 0.1090E+01 | 0.2205E+01 | 0.3879E+01 | 0.2946E+01 |
| 0.7821E+00 | 0.8901E+00 | 0.9711E+00 | 0.1137E+01 | 0.7905E+00 | 0.5270E+00 | 0.5237E+00 | 0.7232E+00 | 0.6365E+00 | 0.8229E+00 | 0.8290E+00 | 0.6200E+00 |
| 0.2527E+01 | 0.3948E+01 | 0.6783E+01 | 0.1198E+02 | 0.1282E+02 | 0.1475E+02 | 0.1540E+02 | 0.1259E+02 | 0.8221E+01 | 0.5698E+01 | 0.3126E+01 | 0.2166E+01 |

STATISTICS ON NORMAL ANNUAL MEANS(ALL DAYS)

| MEAN | VARIANCE | STANDARD DEVIATION | SKEWNESS | COEFF. OF VARIATION | SERIAL CORR |
|---|---|---|---|---|---|
| 0.2650E+05 | 0.1132E+09 | 0.1064E+05 | 0.1464E+00 | 0.4015E+00 | 0.2909E+00 |

STATISTICS ON LOG MONTHLY MEANS(ALL DAYS)

| OCT | NOV | DEC | JAN | FEB | MARCH | APRIL | MAY | JUNE | JULY | AUG | SEPT |
|---|---|---|---|---|---|---|---|---|---|---|---|

BY ROWS(MEAN,VARIANCE,STANDARD DEVIATION, SKEWNESS, COEFF. OF VARIATION,PERCENTAGE OF AVERAGE FLOW)

| | | | | | | | | | | | |
|---|---|---|---|---|---|---|---|---|---|---|---|
| 0.3805E+01 | 0.3958E+01 | 0.4139E+01 | 0.4346E+01 | 0.4456E+01 | 0.4593E+01 | 0.4628E+01 | 0.4505E+01 | 0.4331E+01 | 0.4145E+01 | 0.3913E+01 | 0.3783E+01 |
| 0.8267E-01 | 0.1236E+00 | 0.1862E+00 | 0.2227E+00 | 0.1653E+00 | 0.8773E-01 | 0.6035E-01 | 0.9221E-01 | 0.8320E-01 | 0.1000E+00 | 0.6779E-01 | 0.4494E-01 |
| 0.2875E+00 | 0.3516E+00 | 0.4315E+00 | 0.4719E+00 | 0.4066E+00 | 0.2962E+00 | 0.2457E+00 | 0.3037E+00 | 0.2885E+00 | 0.3163E+00 | 0.2604E+00 | 0.2120E+00 |
| 0.5449E+00 | 0.2803E+00 | 0.2053E-01 | -0.5867E-02 | -0.4822E+00 | -0.1020E+01 | -0.2928E+00 | -0.2620E+00 | -0.2494E+00 | 0.9301E-01 | 0.4084E+00 | 0.6206E+00 |
| 0.7556E-01 | 0.8885E-01 | 0.1042E+00 | 0.1086E+00 | 0.9125E-01 | 0.6449E-01 | 0.5308E-01 | 0.6741E-01 | 0.6660E-01 | 0.7630E-01 | 0.6653E-01 | 0.5604E-01 |
| 0.7520E+01 | 0.7821E+01 | 0.8179E+01 | 0.8589E+01 | 0.8805E+01 | 0.9076E+01 | 0.9145E+01 | 0.8903E+01 | 0.8559E+01 | 0.8192E+01 | 0.7734E+01 | 0.7476E+01 |

STATISTICS ON LOG ANNUAL MEANS(ALL DAYS)

| MEAN | VARIANCE | STANDARD DEVIATION | SKEWNESS | COEFF. OF VARIATION | SERIAL CORR |
|---|---|---|---|---|---|
| 0.4379E+01 | 0.4763E-01 | 0.2182E+00 | -0.1225E+01 | 0.4984E-01 | 0.2046E+00 |

ANNUAL PEAKS

| | | | | | | | |
|---|---|---|---|---|---|---|---|
| 1875 | 320000 | 1905 | 67000 | 1929 | 155000 | 1952 | 127000 |
| 1876 | 210000 | 1906 | 154000 | 1930 | 279000 | 1953 | 74200 |
| 1877 | 72000 | 1907 | 182000 | 1931 | 30500 | 1954 | 27600 |
| 1878 | 80000 | 1908 | 195000 | 1932 | 157000 | 1955 | 74100 |
| 1885 | 185000 | 1909 | 92000 | 1933 | 232000 | 1956 | 91500 |
| 1886 | 92000 | 1910 | 120000 | 1934 | 43400 | 1957 | 138000 |
| 1887 | 120000 | 1911 | 92000 | 1935 | 122000 | 1958 | 186000 |
| 1888 | 104000 | 1912 | 146000 | 1936 | 123000 | 1959 | 174000 |
| 1889 | 110000 | 1913 | 428000 | 1937 | 285000 | 1960 | 107000 |
| 1890 | 200000 | 1914 | 88000 | 1938 | 162000 | 1961 | 250000 |
| 1891 | 120000 | 1915 | 84000 | 1939 | 197000 | 1962 | 123000 |
| 1892 | 112000 | 1916 | 261000 | 1940 | 100000 | 1963 | 154000 |
| 1893 | 182000 | 1917 | 131000 | 1941 | 39100 | 1964 | 151000 |
| 1894 | 57000 | 1918 | 106000 | 1942 | 108000 | 1965 | 81400 |
| 1895 | 25000 | 1919 | 164000 | 1943 | 305000 | 1966 | 62000 |
| 1896 | 57000 | 1920 | 156000 | 1944 | 167000 | 1967 | 133000 |
| 1897 | 252000 | 1921 | 122000 | 1945 | 182000 | 1968 | 154000 |
| 1898 | 272000 | 1922 | 232000 | 1946 | 92100 | 1969 | 197000 |
| 1899 | 90000 | 1923 | 128000 | 1947 | 110000 | 1970 | 129000 |
| 1900 | 86000 | 1924 | 116000 | 1948 | 162000 | 1971 | 122000 |
| 1901 | 75000 | 1925 | 101000 | 1949 | 236000 | 1972 | 134000 |
| 1902 | 124000 | 1926 | 139000 | 1950 | 288000 | 1973 | 115000 |
| 1904 | 280000 | 1927 | 192000 | 1951 | 164000 | | |
| | | 1928 | 128000 | | | | |

## 03378550 Big Creek near Wadesville, Ind.

LOCATION.--Lat 38°04'58", long 87°46'10", in SW¼SW¼ sec.16, T.5 S., R.12 W., Posey County, on left bank at downstream side of bridge on U.S. Highway 460 (S.R. 66), 0.6 mile (1.0 km) northwest of Blairsville, and 1.6 miles (2.6 km) southeast of Wadesville.

DRAINAGE AREA.--104 mi² (269 km²).

DURATION TABLE OF DAILY DISCHARGE FOR YEAR ENDING SEPTEMBER 30

| CLASS | 0 | 1 | 2 | 3 | 4 | 5 | 6 | 7 | 8 | 9 | 10 | 11 | 12 | 13 | 14 | 15 | 16 | 17 | 18 | 19 | 20 | 21 | 22 | 23 | 24 | 25 | 26 | 27 | 28 | 29 | 30 | 31 | 32 | 33 | 34 | CFS-DAYS |
|---|---|---|---|---|---|---|---|---|---|---|---|---|---|---|---|---|---|---|---|---|---|---|---|---|---|---|---|---|---|---|---|---|---|---|---|---|
| YEAR | NUMBER OF DAYS IN CLASS | | | | | | | | | | | | | | | | | | | | | | | | | | | | | | | | | | | |
| 1965 | 20 | | | | | | 5 | 5 | 3 | 1 | 5 | 5 | 1 | 11 | 5 | 5 | 5 | 5 | 1 | 5 | 1 | | | 3 | 2 | | 2 | | 2 | | | | | | | 4117.9 |
| 1966 | 22 | | | | | | 29 | 22 | 23 | 16 | 22 | 21 | 16 | 13 | 12 | 18 | 20 | 15 | 16 | 17 | 22 | 11 | 15 | 12 | 9 | 6 | 1 | 4 | 1 | 1 | 1 | | | | | 18880.1 |
| 1967 | 21 | | | | | | 36 | 23 | 19 | 3 | 2 | 8 | 9 | 16 | 23 | 30 | 35 | 31 | 22 | 22 | 12 | 12 | 9 | 7 | 9 | 4 | 4 | 5 | 1 | | 1 | 1 | | | | 20932.3 |
| 1968 | 6 | 2 | 6 | 6 | 5 | 6 | 13 | 8 | 6 | 7 | 4 | 7 | 9 | 5 | 13 | 19 | 26 | 42 | 32 | 24 | 31 | 17 | 23 | 16 | 7 | 3 | 5 | 7 | 4 | 2 | 5 | | | | | 37319.5 |
| 1969 | 33 | | 2 | 1 | 4 | 9 | 7 | 7 | 7 | 7 | 7 | 9 | 6 | 3 | 19 | 18 | 20 | 24 | 20 | 35 | 24 | 23 | 18 | 16 | 14 | 9 | 3 | 4 | 4 | 5 | 6 | 1 | | | | 49136.9 |
| 1970 | 10 | 1 | | | 2 | 3 | 4 | 1 | 4 | 2 | 6 | 6 | 18 | 6 | 15 | 12 | 12 | 14 | 27 | 38 | 41 | 23 | 33 | 26 | 18 | 14 | 8 | 9 | 6 | | 4 | 1 | 1 | | | 54615.4 |
| 1971 | 8 | | | | | | | | 1 | 1 | 1 | 16 | 16 | 17 | 31 | 27 | 29 | 23 | 34 | 39 | 20 | 19 | 24 | 17 | 10 | 7 | 12 | 5 | 5 | 1 | 1 | 1 | | | | 36476.2 |
| 1972 | 17 | | | | | 1 | 2 | 3 | 3 | 1 | 13 | 31 | 21 | 20 | 21 | 10 | 16 | 24 | 34 | 28 | 36 | 25 | 17 | 14 | 6 | 7 | 3 | 1 | 5 | 2 | 3 | 1 | 1 | | | 37295.7 |
| 1973 | | | | | | | 13 | 5 | 18 | 9 | 17 | 6 | 9 | 7 | 3 | 9 | 5 | 4 | 10 | 26 | 30 | 42 | 32 | 41 | 18 | 18 | 12 | 12 | 11 | 4 | 4 | | | | | 66311.0 |

| CLASS | CFS | TOTAL | ACCUM | PERCT | CLASS | CFS | TOTAL | ACCUM | PERCT | CLASS | CFS | TOTAL | ACCUM | PERCT | CLASS | CFS | TOTAL | ACCUM | PERCT |
|---|---|---|---|---|---|---|---|---|---|---|---|---|---|---|---|---|---|---|---|
| 0 | 0.00 | 137 | 3014 | 100.0 | 9 | 0.50 | 47 | 2562 | 85.0 | 18 | 17.0 | 196 | 1486 | 49.3 | 27 | 590 | 47 | 133 | 4.4 |
| 1 | 0.01 | 3 | 2877 | 95.5 | 10 | 0.70 | 77 | 2515 | 83.4 | 19 | 25.0 | 234 | 1290 | 42.8 | 28 | 870 | 39 | 86 | 2.8 |
| 2 | 0.02 | 8 | 2874 | 95.4 | 11 | 1.10 | 109 | 2438 | 80.9 | 20 | 37.0 | 217 | 1056 | 35.0 | 29 | 1300 | 15 | 47 | 1.5 |
| 3 | 0.03 | 7 | 2866 | 95.1 | 12 | 1.60 | 105 | 2329 | 77.3 | 21 | 56.0 | 172 | 839 | 27.8 | 30 | 1900 | 25 | 32 | 1.0 |
| 4 | 0.04 | 11 | 2859 | 94.9 | 13 | 2.40 | 98 | 2224 | 73.8 | 22 | 82.0 | 171 | 667 | 22.1 | 31 | 2800 | 5 | 7 | .2 |
| 5 | 0.06 | 19 | 2848 | 94.5 | 14 | 3.50 | 142 | 2126 | 70.5 | 23 | 120.0 | 152 | 496 | 16.5 | 32 | 4200 | 2 | 2 | |
| 6 | 0.10 | 109 | 2829 | 93.9 | 15 | 5.20 | 148 | 1984 | 65.8 | 24 | 180.0 | 93 | 344 | 11.4 | 33 | | | | |
| 7 | 0.20 | 74 | 2720 | 90.2 | 16 | 7.80 | 168 | 1836 | 60.9 | 25 | 270.0 | 68 | 251 | 8.3 | 34 | | | | |
| 8 | 0.30 | 84 | 2646 | 87.8 | 17 | 12.00 | 182 | 1668 | 55.3 | 26 | 400.0 | 50 | 183 | 6.1 | | | | | |

LOWEST MEAN DISCHARGE, IN CFS, AND RANKING, FOR THE FOLLOWING NUMBER OF CONSECUTIVE DAYS IN YEAR ENDING MARCH 31

| YEAR | 1 | | 3 | | 7 | | 14 | | 30 | | 60 | | 90 | | 120 | | 183 | | ANNUAL | |
|---|---|---|---|---|---|---|---|---|---|---|---|---|---|---|---|---|---|---|---|---|
| 1967 | 0.00 | 1 | 0.00 | 1 | 0.00 | 1 | 0.01 | 3 | 0.33 | 3 | 2.00 | 3 | 2.20 | 2 | 3.70 | 1 | 6.80 | 1 | 49.00 | 1 |
| 1968 | 0.10 | 6 | 0.10 | 6 | 0.11 | 5 | 0.14 | 4 | 0.15 | 2 | 2.50 | 4 | 10.60 | 4 | 21.90 | 5 | 59.60 | 6 | 118.00 | 4 |
| 1969 | 0.00 | 2 | 0.00 | 2 | 0.00 | 2 | 0.00 | 1 | 0.02 | 1 | 0.10 | 1 | 0.14 | 1 | 8.40 | 2 | 16.80 | 2 | 89.00 | 3 |
| 1970 | 0.00 | 3 | 0.00 | 3 | 0.11 | 6 | 0.17 | 6 | 1.90 | 6 | 26.40 | 7 | 34.70 | 7 | 47.70 | 7 | 66.20 | 7 | 151.00 | 6 |
| 1971 | 0.00 | 4 | 0.00 | 4 | 0.00 | 3 | 0.01 | 2 | 2.20 | 7 | 6.80 | 6 | 14.10 | 6 | 17.90 | 3 | 25.40 | 3 | 124.00 | 5 |
| 1972 | 0.40 | 7 | 0.67 | 7 | 1.10 | 7 | 1.20 | 7 | 1.40 | 5 | 5.30 | 5 | 11.70 | 5 | 19.30 | 4 | 47.50 | 5 | 75.70 | 2 |
| 1973 | 0.00 | 5 | 0.00 | 5 | 0.00 | 4 | 0.14 | 5 | 0.57 | 4 | 1.60 | 2 | 10.10 | 3 | 42.00 | 6 | 42.40 | 4 | 167.00 | 7 |

HIGHEST MEAN DISCHARGE, IN CFS, AND RANKING, FOR THE FOLLOWING NUMBER OF CONSECUTIVE DAYS IN YEAR ENDING SEPTEMBER 30

| YEAR | 1 | | 3 | | 7 | | 15 | | 30 | | 60 | | 90 | | 120 | | 183 | | ANNUAL | |
|---|---|---|---|---|---|---|---|---|---|---|---|---|---|---|---|---|---|---|---|---|
| 1966 | 2230.0 | 8 | 1060.0 | 8 | 551.0 | 8 | 326.0 | 8 | 260.0 | 7 | 157.0 | 7 | 125.0 | 8 | 134.0 | 7 | 97.4 | 8 | 51.7 | 8 |
| 1967 | 3330.0 | 4 | 2170.0 | 4 | 953.0 | 7 | 456.0 | 7 | 255.0 | 8 | 149.0 | 8 | 141.0 | 7 | 113.0 | 8 | 98.6 | 7 | 57.3 | 7 |
| 1968 | 2590.0 | 6 | 1600.0 | 6 | 962.0 | 5 | 666.0 | 5 | 460.0 | 4 | 265.0 | 5 | 253.0 | 4 | 225.0 | 5 | 175.0 | 5 | 102.0 | 5 |
| 1969 | 3620.0 | 3 | 2590.0 | 3 | 1390.0 | 3 | 957.0 | 2 | 523.0 | 2 | 349.0 | 4 | 251.0 | 5 | 231.0 | 4 | 208.0 | 3 | 135.0 | 3 |
| 1970 | 4660.0 | 1 | 2880.0 | 2 | 1430.0 | 2 | 761.0 | 3 | 445.0 | 5 | 439.0 | 1 | 355.0 | 1 | 307.0 | 2 | 251.0 | 2 | 150.0 | 2 |
| 1971 | 3010.0 | 5 | 1480.0 | 7 | 958.0 | 6 | 549.0 | 6 | 340.0 | 6 | 255.0 | 6 | 209.0 | 6 | 167.0 | 6 | 142.0 | 6 | 99.9 | 6 |
| 1972 | 4210.0 | 2 | 3080.0 | 1 | 1870.0 | 1 | 1080.0 | 1 | 567.0 | 1 | 423.0 | 3 | 301.0 | 3 | 241.0 | 3 | 186.0 | 4 | 102.0 | 4 |
| 1973 | 2380.0 | 7 | 2000.0 | 5 | 1290.0 | 4 | 690.0 | 4 | 506.0 | 3 | 433.0 | 2 | 347.0 | 2 | 324.0 | 1 | 276.0 | 1 | 182.0 | 1 |

STATISTICS ON NORMAL MONTHLY MEANS(ALL DAYS)

| OCT | NOV | DEC | JAN | FEB | MARCH | APRIL | MAY | JUNE | JULY | AUG | SEPT |
|---|---|---|---|---|---|---|---|---|---|---|---|
| BY ROWS(MEAN,VARIANCE,STANDARD DEVIATION, SKEWNESS, COEFF. OF VARIATION,PERCENTAGE OF AVERAGE FLOW) | | | | | | | | | | | |
| 0.1999E+02 | 0.6014E+02 | 0.1375E+03 | 0.1497E+03 | 0.1445E+03 | 0.1949E+03 | 0.2338E+03 | 0.1127E+03 | 0.1143E+03 | 0.9707E+02 | 0.2665E+02 | 0.2997E+02 |
| 0.4548E+03 | 0.6443E+04 | 0.1929E+05 | 0.2145E+05 | 0.1045E+05 | 0.2058E+05 | 0.4186E+05 | 0.5499E+04 | 0.1116E+05 | 0.9592E+04 | 0.4796E+03 | 0.3905E+04 |
| 0.2133E+02 | 0.8027E+02 | 0.1389E+03 | 0.1464E+03 | 0.1022E+03 | 0.1435E+03 | 0.2046E+03 | 0.7416E+02 | 0.1056E+03 | 0.9794E+02 | 0.2190E+02 | 0.6249E+02 |
| 0.8064E+00 | 0.1403E+01 | 0.1215E+01 | 0.1733E+01 | 0.1162E+01 | 0.8273E+00 | 0.6823E+00 | 0.1672E+00 | 0.7319E+00 | 0.8605E+00 | 0.1811E+01 | 0.2558E+01 |
| 0.1067E+01 | 0.1335E+01 | 0.1010E+01 | 0.9781E+00 | 0.7073E+00 | 0.7360E+00 | 0.8750E+00 | 0.6582E+00 | 0.9240E+00 | 0.1009E+01 | 0.8219E+00 | 0.2085E+01 |
| 0.1513E+01 | 0.4551E+01 | 0.1041E+02 | 0.1133E+02 | 0.1094E+02 | 0.1475E+02 | 0.1770E+02 | 0.8526E+01 | 0.8652E+01 | 0.7346E+01 | 0.2017E+01 | 0.2268E+01 |

STATISTICS ON NORMAL ANNUAL MEANS(ALL DAYS)

| MEAN | VARIANCE | STANDARD DEVIATION | SKEWNESS | COEFF. OF VARIATION | SERIAL CORR |
|---|---|---|---|---|---|
| 0.1099E+03 | 0.1959E+04 | 0.4426E+02 | 0.2320E+00 | 0.4029E+00 | 0.4518E+00 |

STATISTICS ON LOG MONTHLY MEANS(ALL DAYS)

| OCT | NOV | DEC | JAN | FEB | MARCH | APRIL | MAY | JUNE | JULY | AUG | SEPT |
|---|---|---|---|---|---|---|---|---|---|---|---|
| BY ROWS(MEAN,VARIANCE,STANDARD DEVIATION, SKEWNESS, COEFF. OF VARIATION,PERCENTAGE OF AVERAGE FLOW) | | | | | | | | | | | |
| 0.7672E+00 | 0.1186E+01 | 0.1731E+01 | 0.1971E+01 | 0.2054E+01 | 0.2183E+01 | 0.2183E+01 | 0.1949E+01 | 0.1815E+01 | 0.1714E+01 | 0.1318E+01 | 0.5688E+00 |
| 0.1266E+01 | 0.8419E+00 | 0.9519E+00 | 0.2441E+00 | 0.1197E+00 | 0.1086E+00 | 0.2144E+00 | 0.1122E+00 | 0.3099E+00 | 0.3301E+00 | 0.1012E+00 | 0.1093E+01 |
| 0.1125E+01 | 0.9176E+00 | 0.9757E+00 | 0.4941E+00 | 0.3459E+00 | 0.3295E+00 | 0.4630E+00 | 0.3350E+00 | 0.5567E+00 | 0.5746E+00 | 0.3180E+00 | 0.1046E+01 |
| -0.1809E+01 | -0.1031E+00 | -0.2094E+01 | -0.4828E+00 | -0.5303E+00 | 0.2111E+00 | -0.2386E+00 | -0.1833E+00 | -0.4420E+00 | -0.1718E+00 | 0.4999E+00 | 0.2223E+00 |
| 0.1467E+01 | 0.7735E+00 | 0.5637E+00 | 0.2507E+00 | 0.1684E+00 | 0.1510E+00 | 0.2121E+00 | 0.1719E+00 | 0.3067E+00 | 0.3352E+00 | 0.2413E+00 | 0.1838E+01 |
| 0.3947E+01 | 0.6102E+01 | 0.8904E+01 | 0.1014E+02 | 0.1056E+02 | 0.1123E+02 | 0.1123E+02 | 0.1003E+02 | 0.9336E+01 | 0.8818E+01 | 0.6781E+01 | 0.2926E+01 |

STATISTICS ON LOG ANNUAL MEANS(ALL DAYS)

| MEAN | VARIANCE | STANDARD DEVIATION | SKEWNESS | COEFF. OF VARIATION | SERIAL CORR |
|---|---|---|---|---|---|
| 0.2007E+01 | 0.3637E-01 | 0.1907E+00 | -0.4823E+00 | 0.9505E-01 | 0.6100E+00 |

**ANNUAL PEAKS**

| | |
|---|---|
| 1966 | 3130 |
| 1967 | 3690 |
| 1968 | 3600 |
| 1969 | 3790 |
| 1970 | 5370 |
| 1971 | 3910 |
| 1972 | 4940 |
| 1973 | 2670 |

## 04093000 Deep River at Lake George Outlet at Hobart, Ind.

LOCATION.--Lat 41°32'10", long 87°15'25", in NW¼NW¼ sec.32, T.36 N., R.7 W., Lake County, on left bank at upstream side of highway bridge, 300 ft (91 m) upstream from Duck Creek, and 400 ft (122 m) downstream from Lake George Dam.

DRAINAGE AREA.--124 mi² (321 km²).

REMARKS.--Flow occasionally regulated by Lake George Dam.

### DURATION TABLE OF DAILY DISCHARGE FOR YEAR ENDING SEPTEMBER 30

| CLASS | 0 | 1 | 2 | 3 | 4 | 5 | 6 | 7 | 8 | 9 | 10 | 11 | 12 | 13 | 14 | 15 | 16 | 17 | 18 | 19 | 20 | 21 | 22 | 23 | 24 | 25 | 26 | 27 | 28 | 29 | 30 | 31 | 32 | 33 | 34 | |
|---|---|---|---|---|---|---|---|---|---|---|---|---|---|---|---|---|---|---|---|---|---|---|---|---|---|---|---|---|---|---|---|---|---|---|---|---|
| YEAR | NUMBER OF DAYS IN CLASS | | | | | | | | | | | | | | | | | | | | | | | | | | | | | | | | | | | CFS-DAYS |
| 1947 | | | 5 | 2 | 10 | 1 | 25 | 3 | 27 | 3 | 8 | 8 | 4 | 2 | 2 | 10 | 4 | 3 | 3 | 2 | 2 | 7 | 10 | 10 | 7 | 8 | 4 | 4 | 4 | 2 | 2 | | | 1 | | 34939.2 |
| 1948 | | 7 | 20 | 6 | 13 | 25 | 42 | 13 | 41 | 18 | 19 | 22 | 21 | 11 | 17 | 11 | 9 | 13 | 7 | 7 | 5 | 4 | 7 | 5 | 9 | 4 | 1 | 2 | 4 | 1 | | 1 | | 1 | | 32997.5 |
| 1949 | | 3 | 12 | 2 | 11 | 20 | 68 | 10 | 26 | 26 | 14 | 18 | 13 | 19 | 18 | 20 | 9 | 23 | 3 | 8 | 15 | 9 | 10 | 2 | 2 | 3 | 1 | | | | | | | | | 23120.2 |
| 1950 | | | | | | 2 | 30 | 21 | 26 | 19 | 24 | 23 | 15 | 14 | 11 | 14 | 12 | 18 | 12 | 14 | 23 | 16 | 18 | 5 | 6 | 14 | 8 | 5 | 5 | 6 | 1 | 2 | 1 | | | 61963.4 |
| 1951 | | | | | | 3 | 3 | 2 | 32 | 28 | 34 | 47 | 30 | 13 | 23 | 24 | 23 | 15 | 12 | 10 | 17 | 15 | 11 | 4 | 6 | 3 | 5 | 3 | | | 2 | | | | | 37450.7 |
| 1952 | | | | 3 | 4 | 24 | 19 | 5 | 16 | 7 | 11 | 13 | 28 | 20 | 40 | 15 | 24 | 30 | 18 | 26 | 9 | 12 | 12 | 5 | 8 | 2 | 7 | 3 | 2 | 1 | 2 | | | | | 43976.1 |
| 1953 | | | 3 | 13 | 22 | 27 | 20 | 14 | 48 | 19 | 36 | 14 | 24 | 16 | 13 | 26 | 18 | 18 | 5 | 7 | 6 | 3 | 4 | 2 | 2 | 2 | 1 | 1 | 1 | | | | | | | 20331.1 |
| 1954 | | | | 2 | 18 | 15 | 69 | 58 | 38 | 11 | 12 | 6 | 15 | 25 | 7 | 17 | 6 | 17 | 7 | 9 | 8 | 9 | 4 | 2 | 2 | 3 | 1 | 1 | 2 | | 1 | | | | | 23361.5 |
| 1955 | | 1 | 2 | 20 | 29 | 6 | 11 | 6 | 17 | 14 | 34 | 31 | 34 | 25 | 13 | 18 | 17 | 15 | 12 | 13 | 8 | 10 | 7 | 6 | 4 | 3 | 1 | 4 | 1 | | | 1 | | | 2 | 37049.9 |
| 1956 | | 1 | 8 | 10 | 16 | 17 | 16 | 19 | 51 | 36 | 31 | 36 | 15 | 24 | 19 | 7 | 10 | 8 | 2 | 3 | 9 | 2 | 8 | 4 | 2 | 2 | 2 | 3 | 3 | 1 | 1 | | | | | 26285.2 |
| 1957 | | 6 | 7 | 15 | 14 | 6 | 53 | 35 | 32 | 21 | 9 | 13 | 21 | 19 | 23 | 12 | 10 | 14 | 5 | 12 | 11 | 6 | 6 | 3 | 3 | 1 | 2 | | 3 | 2 | | 1 | | | | 27323.2 |
| 1958 | | | | | | | 15 | 10 | 30 | 18 | 18 | 36 | 46 | 45 | 38 | 18 | 9 | 12 | 6 | 16 | 9 | 10 | 11 | 3 | 6 | 6 | 1 | 2 | | | | | | | | 31136.0 |
| 1959 | | | | | | | 20 | 22 | 55 | 39 | 30 | 28 | 11 | 11 | 12 | 10 | 16 | 11 | 9 | 13 | 13 | 11 | 12 | 5 | 10 | 6 | 8 | 6 | 2 | 2 | 2 | | 1 | | | 46507.0 |
| 1960 | | | | | | 5 | 10 | 9 | 12 | 12 | 10 | 13 | 8 | 5 | 20 | 18 | 42 | 27 | 43 | 21 | 19 | 20 | 18 | 9 | 11 | 6 | 7 | 9 | 7 | 3 | | 2 | | | | 54369.0 |
| 1961 | | | | | | 15 | 13 | 42 | 23 | 37 | 15 | 25 | 31 | 25 | 17 | 18 | 8 | 11 | 14 | 15 | 8 | 15 | 3 | 9 | 7 | 3 | | 2 | 3 | 3 | 3 | | | | | 31536.5 |
| 1962 | | 1 | 9 | 7 | 17 | 10 | 20 | 11 | 13 | 11 | 10 | 13 | 15 | 23 | 26 | 33 | 44 | 32 | 15 | 8 | 8 | 10 | 10 | 4 | 5 | 3 | 4 | 2 | 1 | | | | | | | 33993.9 |
| 1963 | | 4 | 5 | 9 | 33 | 18 | 54 | 32 | 67 | 25 | 21 | 12 | 14 | 13 | 16 | 7 | 9 | 9 | 5 | | 2 | 2 | 4 | 1 | 1 | 2 | | | | | | | | | | 12898.4 |
| 1964 | | 4 | 10 | 19 | 28 | 28 | 43 | 54 | 43 | 20 | 15 | 12 | 9 | 14 | 13 | 9 | 13 | 13 | 3 | 3 | 1 | 6 | 2 | 3 | 1 | | | | | | | | | | | 13136.9 |
| 1965 | | | 4 | 8 | 12 | 14 | 39 | 32 | 34 | 15 | 15 | 10 | 12 | 19 | 14 | 16 | 8 | 16 | 12 | 12 | 17 | 14 | 10 | 7 | 8 | 5 | 4 | 6 | 1 | 1 | | | | | | 38163.6 |
| 1966 | | | 1 | 6 | 13 | 10 | 21 | 13 | 20 | 10 | 10 | 27 | 26 | 38 | 30 | 18 | 14 | 21 | 11 | 11 | 9 | 8 | 7 | 4 | 8 | 12 | 4 | 5 | 1 | 2 | 2 | 1 | 2 | | | 47714.7 |
| 1967 | | 1 | 7 | 7 | 11 | 13 | 31 | 8 | 15 | 21 | 20 | 32 | 26 | 22 | 12 | 17 | 12 | 17 | 16 | 12 | 9 | 7 | 15 | 7 | 8 | 4 | 4 | 5 | 4 | 2 | | | | | | 40253.8 |
| 1968 | | | | | | 2 | 10 | 7 | 13 | 19 | 17 | 35 | 30 | 38 | 29 | 22 | 24 | 21 | 20 | 16 | 12 | 7 | 9 | 4 | 6 | 5 | 10 | 3 | 3 | 2 | | 1 | 1 | | | 47141.0 |
| 1969 | | | | | 1 | 4 | 23 | 13 | 32 | 15 | 7 | 15 | 17 | 39 | 40 | 28 | 19 | 22 | 13 | 11 | 13 | 10 | 10 | 9 | 6 | 11 | 3 | 1 | 3 | | | | | | | 39751.7 |
| 1970 | | | | | 1 | 1 | 16 | 23 | 42 | 28 | 31 | 15 | 19 | 24 | 20 | 19 | 21 | 24 | 15 | 8 | 9 | 6 | 15 | 4 | 2 | 5 | 4 | 4 | 5 | | 1 | 2 | | 1 | | 43810.8 |
| 1971 | | | | | | 3 | 23 | 13 | 31 | 24 | 35 | 28 | 22 | 25 | 21 | 23 | 23 | 32 | 10 | 12 | 10 | 5 | 7 | 6 | 4 | 5 | 2 | 1 | | | | | | | | 29490.8 |
| 1972 | | | | | 4 | 8 | 19 | 25 | 30 | 19 | 19 | 27 | 24 | 24 | 18 | 13 | 16 | 26 | 15 | 16 | 19 | 10 | 9 | 7 | 3 | 7 | 3 | 3 | 2 | | | | | | | 36698.8 |
| 1973 | | | | | | 10 | 8 | 37 | 10 | 9 | 7 | 6 | 10 | 16 | 12 | 25 | 22 | 16 | 27 | 31 | 34 | 24 | 20 | 11 | 8 | 4 | 8 | 4 | 2 | 2 | 2 | | | | | 69295.0 |

| CLASS | CFS | TOTAL | ACCUM | PERCT | CLASS | CFS | TOTAL | ACCUM | PERCT | CLASS | CFS | TOTAL | ACCUM | PERCT | CLASS | CFS | TOTAL | ACCUM | PERCT |
|---|---|---|---|---|---|---|---|---|---|---|---|---|---|---|---|---|---|---|---|
| 0 | 0.00 | 0 | 9680 | 100.0 | 9 | 20.00 | 501 | 6765 | 69.9 | 18 | 120.0 | 288 | 2135 | 22.1 | 27 | 660 | 82 | 205 | 2.1 |
| 1 | 4.10 | 28 | 9680 | 100.0 | 10 | 24.00 | 527 | 6264 | 64.7 | 19 | 140.0 | 303 | 1847 | 19.1 | 28 | 810 | 57 | 123 | 1.2 |
| 2 | 5.10 | 93 | 9652 | 99.7 | 11 | 29.00 | 567 | 5737 | 59.3 | 20 | 170.0 | 310 | 1544 | 16.0 | 29 | 980 | 27 | 66 | .6 |
| 3 | 6.20 | 129 | 9559 | 98.8 | 12 | 36.00 | 527 | 5170 | 53.4 | 21 | 210.0 | 254 | 1234 | 12.7 | 30 | 1200 | 18 | 39 | .4 |
| 4 | 7.50 | 277 | 9430 | 97.4 | 13 | 43.00 | 570 | 4643 | 48.0 | 22 | 250.0 | 260 | 980 | 10.1 | 31 | 1400 | 11 | 21 | .2 |
| 5 | 9.20 | 280 | 9153 | 94.6 | 14 | 53.00 | 527 | 4073 | 42.1 | 23 | 310.0 | 150 | 720 | 7.4 | 32 | 1800 | 5 | 10 | .1 |
| 6 | 11.00 | 751 | 8873 | 91.7 | 15 | 64.00 | 469 | 3546 | 36.6 | 24 | 370.0 | 139 | 570 | 5.9 | 33 | 2100 | 3 | 5 | |
| 7 | 14.00 | 492 | 8122 | 83.9 | 16 | 78.00 | 433 | 3077 | 31.8 | 25 | 450.0 | 131 | 431 | 4.5 | 34 | 2600 | 2 | 2 | |
| 8 | 16.00 | 865 | 7630 | 78.8 | 17 | 95.00 | 509 | 2644 | 27.3 | 26 | 550.0 | 95 | 300 | 3.1 | | | | | |

### LOWEST MEAN DISCHARGE, IN CFS, AND RANKING, FOR THE FOLLOWING NUMBER OF CONSECUTIVE DAYS IN YEAR ENDING MARCH 31

| YEAR | 1 | | 3 | | 7 | | 14 | | 30 | | 60 | | 90 | | 120 | | 183 | | ANNUAL | |
|---|---|---|---|---|---|---|---|---|---|---|---|---|---|---|---|---|---|---|---|---|
| 1948 | 5.80 | 10 | 5.80 | 7 | 6.50 | 9 | 8.20 | 11 | 11.00 | 11 | 13.30 | 11 | 16.20 | 13 | 16.70 | 11 | 25.30 | 13 | 140.00 | 22 |
| 1949 | 4.20 | 1 | 4.70 | 1 | 5.10 | 2 | 5.70 | 2 | 6.50 | 2 | 7.10 | 2 | 8.10 | 1 | 8.90 | 1 | 11.50 | 2 | 85.20 | 11 |
| 1950 | 8.20 | 17 | 8.50 | 17 | 9.20 | 16 | 10.30 | 15 | 11.30 | 13 | 12.90 | 10 | 15.60 | 12 | 16.00 | 9 | 21.60 | 9 | 126.00 | 18 |
| 1951 | 9.20 | 20 | 9.60 | 19 | 10.70 | 19 | 10.90 | 16 | 12.50 | 18 | 16.90 | 18 | 19.90 | 15 | 23.70 | 15 | 33.50 | 15 | 114.00 | 15 |
| 1952 | 14.00 | 25 | 14.70 | 25 | 16.10 | 25 | 18.60 | 25 | 20.20 | 24 | 27.80 | 22 | 37.90 | 23 | 43.00 | 21 | 62.70 | 18 | 132.00 | 19 |
| 1953 | 6.00 | 11 | 6.40 | 10 | 6.80 | 10 | 7.90 | 7 | 8.80 | 5 | 9.90 | 4 | 11.40 | 4 | 12.50 | 4 | 15.60 | 6 | 75.50 | 9 |
| 1954 | 6.50 | 12 | 7.10 | 12 | 7.90 | 12 | 8.10 | 10 | 8.90 | 6 | 9.90 | 5 | 10.80 | 3 | 11.60 | 3 | 12.20 | 3 | 50.60 | 4 |
| 1955 | 6.80 | 13 | 8.10 | 14 | 8.50 | 14 | 10.10 | 14 | 11.30 | 14 | 20.70 | 20 | 22.70 | 19 | 33.30 | 19 | 68.10 | 22 | 122.00 | 17 |
| 1956 | 4.60 | 5 | 5.90 | 8 | 6.10 | 7 | 6.50 | 5 | 8.20 | 3 | 15.40 | 17 | 17.70 | 14 | 20.10 | 12 | 23.00 | 10 | 47.30 | 3 |
| 1957 | 4.40 | 2 | 4.70 | 2 | 5.00 | 1 | 5.30 | 1 | 6.00 | 1 | 6.80 | 1 | 8.50 | 2 | 9.00 | 2 | 10.90 | 1 | 50.80 | 5 |
| 1958 | 11.00 | 22 | 11.70 | 23 | 12.00 | 22 | 12.10 | 20 | 12.90 | 19 | 14.90 | 16 | 24.30 | 20 | 42.20 | 20 | 62.90 | 19 | 108.00 | 14 |
| 1959 | 12.00 | 24 | 13.00 | 24 | 13.60 | 23 | 14.70 | 23 | 15.90 | 21 | 19.60 | 19 | 22.10 | 18 | 23.00 | 14 | 41.60 | 16 | 102.00 | 13 |
| 1960 | 11.00 | 23 | 11.00 | 22 | 11.30 | 20 | 11.70 | 19 | 14.00 | 20 | 33.20 | 25 | 79.40 | 26 | 97.20 | 26 | 123.00 | 26 | 164.00 | 25 |
| 1961 | 8.00 | 16 | 8.00 | 13 | 8.10 | 13 | 8.90 | 13 | 11.70 | 15 | 13.40 | 12 | 15.50 | 10 | 16.70 | 10 | 16.70 | 7 | 70.90 | 8 |
| 1962 | 7.50 | 14 | 8.20 | 15 | 9.80 | 17 | 13.50 | 21 | 25.70 | 25 | 42.50 | 26 | 66.60 | 25 | 63.30 | 25 | 102.00 | 25 | 142.00 | 23 |
| 1963 | 4.40 | 3 | 5.10 | 4 | 5.60 | 3 | 8.00 | 8 | 10.00 | 9 | 10.40 | 6 | 12.30 | 6 | 13.80 | 6 | 13.80 | 4 | 36.50 | 2 |
| 1964 | 4.70 | 6 | 4.90 | 3 | 5.60 | 4 | 6.10 | 3 | 9.20 | 7 | 10.70 | 7 | 11.70 | 5 | 12.80 | 5 | 14.20 | 5 | 28.20 | 1 |
| 1965 | 4.60 | 4 | 5.20 | 5 | 5.60 | 5 | 6.10 | 4 | 8.50 | 4 | 9.60 | 3 | 13.40 | 7 | 14.50 | 7 | 18.90 | 8 | 69.30 | 7 |
| 1966 | 5.30 | 8 | 6.10 | 9 | 6.40 | 8 | 8.40 | 12 | 11.10 | 12 | 14.40 | 15 | 21.00 | 16 | 30.70 | 18 | 81.20 | 23 | 139.00 | 21 |
| 1967 | 5.60 | 9 | 6.90 | 11 | 7.60 | 11 | 8.00 | 9 | 10.20 | 10 | 11.80 | 8 | 13.80 | 8 | 14.80 | 8 | 23.90 | 11 | 116.00 | 16 |
| 1968 | 5.00 | 7 | 5.30 | 6 | 5.70 | 6 | 6.70 | 6 | 10.00 | 8 | 12.40 | 9 | 15.50 | 11 | 24.30 | 16 | 49.00 | 17 | 133.00 | 20 |
| 1969 | 10.00 | 21 | 10.70 | 21 | 13.90 | 24 | 18.10 | 24 | 19.70 | 23 | 23.40 | 21 | 31.30 | 22 | 50.20 | 24 | 67.30 | 20 | 99.70 | 12 |
| 1970 | 8.70 | 18 | 9.30 | 18 | 10.10 | 18 | 11.30 | 18 | 12.20 | 17 | 13.90 | 14 | 22.00 | 17 | 27.90 | 17 | 28.80 | 14 | 79.90 | 10 |
| 1971 | 9.00 | 19 | 9.90 | 20 | 11.80 | 21 | 13.80 | 22 | 18.50 | 22 | 28.70 | 23 | 29.90 | 21 | 45.00 | 22 | 68.00 | 21 | 155.00 | 24 |
| 1972 | 7.60 | 15 | 8.20 | 16 | 9.20 | 15 | 11.00 | 17 | 11.90 | 16 | 13.60 | 13 | 15.20 | 9 | 21.00 | 13 | 24.70 | 12 | 59.00 | 6 |
| 1973 | 15.00 | 26 | 15.00 | 26 | 16.60 | 26 | 20.80 | 26 | 27.00 | 26 | 31.70 | 24 | 39.10 | 24 | 49.90 | 23 | 86.30 | 24 | 178.00 | 26 |

HIGHEST MEAN DISCHARGE, IN CFS, AND RANKING, FOR THE FOLLOWING NUMBER OF CONSECUTIVE DAYS IN YEAR ENDING SEPTEMBER 30

| YEAR | 1 | 3 | 7 | 15 | 30 | 60 | 90 | 120 | 183 | ANNUAL |
|---|---|---|---|---|---|---|---|---|---|---|
| 1948 | 2460.0 3 | 1800.0 3 | 1160.0 4 | 713.0 5 | 406.0 9 | 297.0 7 | 280.0 6 | 229.0 8 | 165.0 12 | 90.2 16 |
| 1949 | 584.0 24 | 554.0 24 | 401.0 23 | 309.0 23 | 226.0 23 | 187.0 22 | 163.0 21 | 138.0 21 | 110.0 22 | 63.3 23 |
| 1950 | 1840.0 6 | 1490.0 6 | 921.0 7 | 617.0 7 | 481.0 3 | 420.0 2 | 373.0 1 | 378.0 1 | 308.0 1 | 170.0 2 |
| 1951 | 1200.0 14 | 1060.0 10 | 645.0 14 | 361.0 21 | 263.0 20 | 241.0 15 | 237.0 10 | 203.0 12 | 163.0 13 | 103.0 12 |
| 1952 | 1300.0 11 | 989.0 14 | 658.0 12 | 419.0 16 | 278.0 18 | 209.0 20 | 206.0 17 | 188.0 13 | 177.0 9 | 120.0 8 |
| 1953 | 863.0 20 | 734.0 21 | 566.0 20 | 365.0 19 | 248.0 22 | 174.0 23 | 136.0 24 | 127.0 23 | 96.0 24 | 55.7 24 |
| 1954 | 1320.0 10 | 964.0 15 | 618.0 15 | 376.0 18 | 278.0 19 | 235.0 16 | 181.0 19 | 147.0 19 | 112.0 21 | 64.0 22 |
| 1955 | 3340.0 1 | 2470.0 1 | 1490.0 1 | 838.0 1 | 453.0 7 | 255.0 14 | 219.0 13 | 185.0 15 | 173.0 11 | 102.0 13 |
| 1956 | 1220.0 12 | 990.0 13 | 652.0 13 | 597.0 8 | 388.0 10 | 216.0 18 | 209.0 16 | 176.0 18 | 123.0 20 | 71.8 21 |
| 1957 | 1420.0 9 | 1160.0 9 | 717.0 11 | 419.0 17 | 310.0 16 | 208.0 21 | 214.0 14 | 186.0 14 | 135.0 17 | 74.9 20 |
| 1958 | 660.0 23 | 598.0 22 | 527.0 21 | 352.0 22 | 204.0 24 | 134.0 24 | 139.0 23 | 111.0 24 | 104.0 23 | 85.3 18 |
| 1959 | 1810.0 7 | 1260.0 8 | 831.0 8 | 651.0 6 | 475.0 4 | 340.0 5 | 299.0 4 | 264.0 4 | 228.0 3 | 127.0 6 |
| 1960 | 1200.0 13 | 1030.0 11 | 741.0 10 | 475.0 13 | 349.0 12 | 275.0 10 | 244.0 7 | 234.0 5 | 210.0 5 | 149.0 3 |
| 1961 | 1150.0 15 | 1030.0 12 | 763.0 9 | 509.0 12 | 315.0 15 | 216.0 19 | 166.0 20 | 140.0 20 | 134.0 18 | 86.4 17 |
| 1962 | 850.0 21 | 750.0 20 | 568.0 19 | 540.0 11 | 378.0 11 | 263.0 13 | 214.0 15 | 178.0 17 | 150.0 16 | 93.1 15 |
| 1963 | 540.0 25 | 488.0 25 | 350.0 25 | 221.0 25 | 142.0 26 | 83.8 26 | 73.3 26 | 62.6 26 | 56.0 25 | 35.3 26 |
| 1964 | 378.0 26 | 328.0 26 | 228.0 26 | 187.0 26 | 161.0 25 | 115.0 25 | 91.6 25 | 73.8 25 | 54.6 26 | 35.9 25 |
| 1965 | 1040.0 16 | 844.0 17 | 595.0 17 | 452.0 14 | 317.0 14 | 284.0 8 | 232.0 11 | 209.0 11 | 152.0 15 | 105.0 11 |
| 1966 | 2090.0 4 | 1770.0 4 | 1220.0 3 | 780.0 2 | 458.0 6 | 273.0 11 | 244.0 8 | 212.0 9 | 218.0 4 | 131.0 4 |
| 1967 | 1040.0 17 | 885.0 16 | 609.0 16 | 544.0 10 | 487.0 2 | 359.0 3 | 287.0 5 | 229.0 6 | 190.0 7 | 110.0 9 |
| 1968 | 1850.0 5 | 1500.0 5 | 1100.0 5 | 736.0 4 | 409.0 8 | 305.0 6 | 243.0 9 | 229.0 7 | 185.0 8 | 129.0 5 |
| 1969 | 906.0 18 | 773.0 19 | 515.0 22 | 422.0 15 | 328.0 13 | 265.0 12 | 204.0 18 | 211.0 10 | 176.0 10 | 109.0 10 |
| 1970 | 2580.0 2 | 1900.0 2 | 1320.0 2 | 757.0 3 | 525.0 1 | 459.0 1 | 341.0 2 | 281.0 3 | 205.0 6 | 120.0 7 |
| 1971 | 680.0 22 | 575.0 23 | 384.0 24 | 288.0 24 | 253.0 21 | 217.0 17 | 157.0 22 | 137.0 22 | 128.0 19 | 80.8 19 |
| 1972 | 883.0 19 | 796.0 18 | 582.0 18 | 364.0 20 | 299.0 17 | 280.0 9 | 224.0 12 | 181.0 16 | 153.0 14 | 100.0 14 |
| 1973 | 1720.0 8 | 1280.0 7 | 963.0 6 | 584.0 9 | 465.0 5 | 354.0 4 | 315.0 3 | 314.0 2 | 292.0 2 | 190.0 1 |

STATISTICS ON NORMAL MONTHLY MEANS(ALL DAYS)

| OCT | NOV | DEC | JAN | FEB | MARCH | APRIL | MAY | JUNE | JULY | AUG | SEPT |
|---|---|---|---|---|---|---|---|---|---|---|---|
| BY ROWS(MEAN,VARIANCE,STANDARD DEVIATION, SKEWNESS, COEFF. OF VARIATION,PERCENTAGE OF AVERAGE FLOW) | | | | | | | | | | | |
| 0.5828E+02 | 0.7070E+02 | 0.9235E+02 | 0.1065E+03 | 0.1368E+03 | 0.1854E+03 | 0.2009E+03 | 0.1422E+03 | 0.7724E+02 | 0.5467E+02 | 0.3754E+02 | 0.4018E+02 |
| 0.7817E+04 | 0.6911E+04 | 0.8399E+04 | 0.1010E+05 | 0.1018E+05 | 0.7543E+04 | 0.1565E+05 | 0.1389E+05 | 0.4181E+04 | 0.3383E+04 | 0.1944E+04 | 0.3983E+04 |
| 0.8842E+02 | 0.8314E+02 | 0.9164E+02 | 0.1005E+03 | 0.1009E+03 | 0.8685E+02 | 0.1251E+03 | 0.1179E+03 | 0.6466E+02 | 0.5816E+02 | 0.4410E+02 | 0.6311E+02 |
| 0.3340E+01 | 0.1926E+01 | 0.1228E+01 | 0.1217E+01 | 0.1180E+01 | 0.5914E+00 | 0.7033E+00 | 0.1336E+01 | 0.1299E+01 | 0.2575E+01 | 0.2510E+01 | 0.2777E+01 |
| 0.1517E+01 | 0.1176E+01 | 0.9923E+00 | 0.9431E+00 | 0.7374E+00 | 0.4684E+00 | 0.6227E+00 | 0.8290E+00 | 0.8371E+00 | 0.1064E+01 | 0.1175E+01 | 0.1571E+01 |
| 0.4845E+01 | 0.5878E+01 | 0.7678E+01 | 0.8858E+01 | 0.1137E+02 | 0.1542E+02 | 0.1670E+02 | 0.1182E+02 | 0.6422E+01 | 0.4545E+01 | 0.3121E+01 | 0.3341E+01 |

STATISTICS ON NORMAL ANNUAL MEANS(ALL DAYS)

| MEAN | VARIANCE | STANDARD DEVIATION | SKEWNESS | COEFF. OF VARIATION | SERIAL CORR |
|---|---|---|---|---|---|
| 0.1000E+03 | 0.1363E+04 | 0.3692E+02 | 0.4317E+00 | 0.3692E+00 | 0.1773E+00 |

STATISTICS ON LOG MONTHLY MEANS(ALL DAYS)

| OCT | NOV | DEC | JAN | FEB | MARCH | APRIL | MAY | JUNE | JULY | AUG | SEPT |
|---|---|---|---|---|---|---|---|---|---|---|---|
| BY ROWS(MEAN,VARIANCE,STANDARD DEVIATION, SKEWNESS, COEFF. OF VARIATION,PERCENTAGE OF AVERAGE FLOW) | | | | | | | | | | | |
| 0.1479E+01 | 0.1621E+01 | 0.1742E+01 | 0.1821E+01 | 0.2004E+01 | 0.2216E+01 | 0.2203E+01 | 0.2018E+01 | 0.1759E+01 | 0.1585E+01 | 0.1404E+01 | 0.1342E+01 |
| 0.2238E+00 | 0.1903E+00 | 0.2172E+00 | 0.2048E+00 | 0.1442E+00 | 0.5346E-01 | 0.1086E+00 | 0.1245E+00 | 0.1106E+00 | 0.1210E+00 | 0.1233E+00 | 0.1714E+00 |
| 0.4731E+00 | 0.4362E+00 | 0.4661E+00 | 0.4525E+00 | 0.3798E+00 | 0.2312E+00 | 0.3295E+00 | 0.3528E+00 | 0.3325E+00 | 0.3479E+00 | 0.3511E+00 | 0.4140E+00 |
| 0.7522E+00 | 0.6017E+00 | 0.1180E+00 | 0.1301E-01 | -0.6462E+00 | -0.8182E+00 | -0.7691E+00 | 0.9554E-01 | 0.4706E+00 | 0.6503E+00 | 0.1094E+01 | 0.1410E+01 |
| 0.3199E+00 | 0.2691E+00 | 0.2675E+00 | 0.2484E+00 | 0.1895E+00 | 0.1043E+00 | 0.1496E+00 | 0.1748E+00 | 0.1890E+00 | 0.2194E+00 | 0.2501E+00 | 0.3086E+00 |
| 0.6977E+01 | 0.7648E+01 | 0.8221E+01 | 0.8594E+01 | 0.9454E+01 | 0.1046E+02 | 0.1039E+02 | 0.9521E+01 | 0.8301E+01 | 0.7479E+01 | 0.6625E+01 | 0.6330E+01 |

STATISTICS ON LOG ANNUAL MEANS(ALL DAYS)

| MEAN | VARIANCE | STANDARD DEVIATION | SKEWNESS | COEFF. OF VARIATION | SERIAL CORR |
|---|---|---|---|---|---|
| 0.1968E+01 | 0.3149E-01 | 0.1774E+00 | -0.7638E+00 | 0.9015E-01 | 0.2800E+00 |

ANNUAL PEAKS

| | | | |
|---|---|---|---|
| 1947 | 2410 | 1961 | 1200 |
| 1948 | 2740 | 1962 | 900 |
| 1949 | 620 | 1963 | 560 |
| 1950 | 2390 | 1964 | 393 |
| 1951 | 1440 | 1965 | 1080 |
| 1952 | 1340 | 1966 | 2400 |
| 1953 | 912 | 1967 | 1120 |
| 1954 | 1440 | 1968 | 1990 |
| 1955 | 3880 | 1969 | 1050 |
| 1956 | 1320 | 1970 | 2900 |
| 1957 | 1650 | 1971 | 742 |
| 1958 | 720 | 1972 | 973 |
| 1959 | 1970 | 1973 | 1840 |
| 1960 | 1260 | | |

## 04093200 Little Calumet River at Gary, Ind.

LOCATION.--Lat 41°34'19", long 87°19'13", in NE¼SE¼ sec.15, T.36 N., R.8 W., Lake County, on right bank at upstream side of bridge on Pennsylvania Railroad at Gary, 1.3 miles (2.1 km) downstream from bridge on State Highway 53, and 1.5 miles (2.4 km) upstream from confluence with Deep River.

DRAINAGE AREA.--Indeterminate.

### DURATION TABLE OF DAILY DISCHARGE FOR YEAR ENDING SEPTEMBER 30

| CLASS | 0 | 1 | 2 | 3 | 4 | 5 | 6 | 7 | 8 | 9 | 10 | 11 | 12 | 13 | 14 | 15 | 16 | 17 | 18 | 19 | 20 | 21 | 22 | 23 | 24 | 25 | 26 | 27 | 28 | 29 | 30 | 31 | 32 | 33 | 34 | |
|---|---|---|---|---|---|---|---|---|---|---|---|---|---|---|---|---|---|---|---|---|---|---|---|---|---|---|---|---|---|---|---|---|---|---|---|---|
| YEAR | NUMBER OF DAYS IN CLASS | | | | | | | | | | | | | | | | | | | | | | | | | | | | | | | | | | | CFS-DAYS |
| 1958 | | | | | | | | | | | | | 7 | 7 | 3 | 6 | 4 | 3 | 9 | 23 | 7 | 5 | 6 | 5 | 3 | | 3 | 1 | | | | | | | | 964.3 |
| 1959 | 8 | | | | | | | 1 | 1 | | | 4 | 10 | 5 | 2 | 14 | 10 | 22 | 54 | 42 | 22 | 31 | 14 | 22 | 23 | 27 | 17 | 19 | 7 | 8 | 2 | | | | | 9131.1 |
| 1960 | 18 | | | | | | | | | 1 | 3 | 6 | 6 | 4 | 10 | 12 | 6 | 9 | 9 | 8 | 4 | 57 | 59 | 70 | 34 | 26 | 16 | 8 | | | | | | | | 7650.2 |
| 1961 | 12 | | | | | | | 2 | 8 | 4 | 4 | 5 | 39 | 22 | 21 | 26 | 24 | 26 | 16 | 34 | 11 | 26 | 18 | 16 | 20 | 9 | 8 | 5 | 2 | 7 | | | | | | 4984.0 |
| 1962 | 54 | | | | | | | | 2 | 2 | 1 | 7 | 4 | 2 | 10 | 8 | 3 | 6 | 43 | 21 | 19 | 39 | 36 | 55 | 17 | 14 | 10 | 9 | 2 | 1 | | | | | | 5992.3 |
| 1963 | 78 | | | | | | | 6 | 4 | 2 | 1 | 9 | 3 | 7 | 14 | 31 | 31 | 41 | 38 | 30 | 13 | 32 | 7 | 6 | 6 | 6 | | | | | | | | | | 2041.3 |
| 1964 | 30 | | | | | | | 23 | 24 | 9 | 15 | 12 | 24 | 12 | 19 | 19 | 17 | 13 | 44 | 26 | 5 | 21 | 15 | 19 | 16 | 3 | | | | | | | | | | 2338.9 |
| 1965 | | | | | | | | | | | 2 | 7 | 11 | 4 | 7 | 31 | 41 | 27 | 25 | 28 | 18 | 25 | 20 | 20 | 45 | 38 | 12 | 4 | | | | | | | | 6206.1 |
| 1966 | | | | | | | | 1 | 3 | 4 | 4 | 4 | 3 | 4 | 11 | 19 | 16 | 19 | 17 | 25 | 26 | 35 | 36 | 36 | 29 | 32 | 13 | 7 | 12 | 9 | | | | | | 9083.7 |
| 1967 | 5 | | | | | | | 4 | 8 | 2 | 3 | 4 | 17 | 14 | 11 | 13 | 15 | 23 | 26 | 17 | 25 | 36 | 30 | 24 | 24 | 36 | 18 | 6 | 4 | | | | | | | 6759.9 |
| 1969 | 8 | 2 | | | 3 | 2 | | 6 | 6 | 1 | 2 | 3 | 37 | 9 | 10 | 9 | 7 | 7 | 15 | 20 | 24 | 36 | 39 | 49 | 34 | 23 | 9 | 4 | | | | | | | | 5881.2 |
| 1970 | 4 | 1 | | | | | | 1 | | | | | 12 | 6 | 4 | 2 | 3 | 22 | 42 | 33 | 35 | 50 | 41 | 30 | 27 | 18 | 18 | 9 | 2 | 1 | 4 | | | | | 7786.4 |
| 1971 | 3 | 1 | | | | 1 | | 2 | | 1 | 2 | 4 | 4 | 5 | 19 | 23 | 33 | 46 | 35 | 29 | 13 | 48 | 49 | 20 | 16 | 11 | | | | | | | | | | 3882.0 |

| CLASS | CFS | TOTAL | ACCUM | PERCT | CLASS | CFS | TOTAL | ACCUM | PERCT | CLASS | CFS | TOTAL | ACCUM | PERCT | CLASS | CFS | TOTAL | ACCUM | PERCT |
|---|---|---|---|---|---|---|---|---|---|---|---|---|---|---|---|---|---|---|---|
| 0 | 0.00 | 220 | 4474 | 100.0 | 9 | 0.30 | 26 | 4142 | 92.6 | 18 | 4.6 | 373 | 2908 | 65.0 | 27 | 72 | 72 | 133 | 2.9 |
| 1 | 0.01 | 4 | 4254 | 95.1 | 10 | 0.40 | 37 | 4116 | 92.0 | 19 | 6.2 | 336 | 2535 | 56.7 | 28 | 98 | 29 | 61 | 1.3 |
| 2 | 0.02 | 0 | 4250 | 95.0 | 11 | 0.50 | 65 | 4079 | 91.2 | 20 | 8.4 | 222 | 2199 | 49.2 | 29 | 130 | 26 | 32 | .7 |
| 3 | 0.03 | 0 | 4250 | 95.0 | 12 | 0.70 | 177 | 4014 | 89.7 | 21 | 11.0 | 441 | 1977 | 44.2 | 30 | 180 | 6 | 6 | .1 |
| 4 | 0.04 | 3 | 4250 | 95.0 | 13 | 1.00 | 101 | 3837 | 85.8 | 22 | 16.0 | 370 | 1536 | 34.3 | 31 | 250 | | | |
| 5 | 0.06 | 3 | 4247 | 94.9 | 14 | 1.30 | 141 | 3736 | 83.5 | 23 | 21.0 | 372 | 1166 | 26.1 | 32 | | | | |
| 6 | 0.08 | 0 | 4244 | 94.9 | 15 | 1.80 | 213 | 3595 | 80.4 | 24 | 29.0 | 294 | 794 | 17.7 | 33 | | | | |
| 7 | 0.10 | 46 | 4244 | 94.9 | 16 | 2.50 | 210 | 3382 | 75.6 | 25 | 39.0 | 243 | 500 | 11.2 | 34 | | | | |
| 8 | 0.20 | 56 | 4198 | 93.8 | 17 | 3.40 | 264 | 3172 | 70.9 | 26 | 53.0 | 124 | 257 | 5.7 | | | | | |

### LOWEST MEAN DISCHARGE, IN CFS, AND RANKING, FOR THE FOLLOWING NUMBER OF CONSECUTIVE DAYS IN YEAR ENDING MARCH 31

| YEAR | 1 | | 3 | | 7 | | 14 | | 30 | | 60 | | 90 | | 120 | | 183 | | ANNUAL | |
|---|---|---|---|---|---|---|---|---|---|---|---|---|---|---|---|---|---|---|---|---|
| 1960 | 0.00 | 1 | 0.00 | 1 | 0.00 | 1 | 0.20 | 6 | 0.60 | 7 | 3.70 | 8 | 7.00 | 9 | 9.90 | 9 | 13.00 | 9 | 26.40 | 10 |
| 1961 | 0.00 | 2 | 0.00 | 2 | 0.00 | 2 | 0.00 | 1 | 0.20 | 3 | 0.30 | 3 | 0.50 | 2 | 0.90 | 1 | 1.00 | 2 | 12.20 | 4 |
| 1962 | 1.70 | 10 | 1.80 | 10 | 2.10 | 10 | 2.50 | 10 | 3.30 | 10 | 5.60 | 9 | 5.30 | 8 | 6.40 | 8 | 17.80 | 10 | 23.50 | 7 |
| 1963 | 0.00 | 3 | 0.00 | 3 | 0.00 | 3 | 0.00 | 2 | 0.00 | 1 | 0.00 | 1 | 0.30 | 1 | 0.90 | 2 | 0.90 | 1 | 4.70 | 1 |
| 1964 | 0.00 | 4 | 0.00 | 4 | 0.00 | 4 | 0.00 | 3 | 0.20 | 4 | 1.30 | 6 | 2.30 | 5 | 2.00 | 4 | 3.00 | 4 | 6.90 | 2 |
| 1965 | 0.00 | 5 | 0.00 | 5 | 0.00 | 5 | 0.00 | 4 | 0.20 | 5 | 0.30 | 2 | 1.00 | 3 | 1.30 | 3 | 2.50 | 3 | 11.40 | 3 |
| 1966 | 0.40 | 8 | 0.40 | 8 | 0.50 | 8 | 0.70 | 8 | 1.10 | 8 | 2.10 | 7 | 3.40 | 6 | 5.60 | 7 | 11.90 | 7 | 24.20 | 9 |
| 1967 | 0.10 | 7 | 0.20 | 7 | 0.20 | 7 | 0.40 | 7 | 0.50 | 6 | 0.80 | 4 | 1.90 | 4 | 2.50 | 5 | 5.00 | 5 | 19.40 | 6 |
| 1970 | 0.00 | 6 | 0.00 | 6 | 0.00 | 6 | 0.00 | 5 | 0.10 | 2 | 1.30 | 5 | 3.60 | 7 | 5.10 | 6 | 5.70 | 6 | 13.40 | 5 |
| 1971 | 1.20 | 9 | 1.30 | 9 | 1.60 | 9 | 2.30 | 9 | 2.60 | 9 | 5.90 | 10 | 8.60 | 10 | 10.90 | 10 | 12.20 | 8 | 24.00 | 8 |

### HIGHEST MEAN DISCHARGE, IN CFS, AND RANKING, FOR THE FOLLOWING NUMBER OF CONSECUTIVE DAYS IN YEAR ENDING SEPTEMBER 30

| YEAR | 1 | | 3 | | 7 | | 15 | | 30 | | 60 | | 90 | | 120 | | 183 | | ANNUAL | |
|---|---|---|---|---|---|---|---|---|---|---|---|---|---|---|---|---|---|---|---|---|
| 1959 | 196.0 | 2 | 183.0 | 2 | 149.0 | 2 | 98.9 | 3 | 85.2 | 1 | 59.4 | 2 | 58.4 | 1 | 58.6 | 1 | 44.9 | 1 | 25.0 | 1 |
| 1960 | 88.0 | 9 | 84.7 | 9 | 73.3 | 8 | 57.2 | 8 | 49.8 | 8 | 36.5 | 8 | 37.5 | 6 | 36.1 | 5 | 31.9 | 4 | 20.9 | 4 |
| 1961 | 159.0 | 3 | 153.0 | 4 | 116.0 | 4 | 86.7 | 4 | 58.2 | 6 | 42.1 | 6 | 34.1 | 7 | 27.8 | 7 | 20.8 | 9 | 13.7 | 9 |
| 1962 | 141.0 | 5 | 110.0 | 6 | 82.0 | 6 | 78.6 | 5 | 59.2 | 5 | 39.7 | 7 | 31.5 | 8 | 27.0 | 8 | 26.2 | 7 | 16.4 | 7 |
| 1963 | 52.0 | 10 | 50.7 | 10 | 45.1 | 11 | 36.6 | 10 | 25.7 | 12 | 15.3 | 12 | 11.0 | 12 | 10.3 | 12 | 9.5 | 12 | 5.6 | 12 |
| 1964 | 41.0 | 12 | 40.3 | 12 | 37.0 | 12 | 33.0 | 12 | 29.2 | 10 | 24.3 | 10 | 19.0 | 10 | 15.5 | 10 | 11.1 | 11 | 6.4 | 11 |
| 1965 | 94.0 | 8 | 91.7 | 7 | 77.7 | 7 | 60.4 | 7 | 52.2 | 7 | 43.9 | 5 | 38.9 | 5 | 35.9 | 6 | 27.2 | 6 | 17.0 | 6 |
| 1966 | 158.0 | 4 | 158.0 | 3 | 148.0 | 3 | 120.0 | 1 | 75.5 | 3 | 50.3 | 4 | 43.9 | 4 | 39.5 | 3 | 40.2 | 2 | 24.9 | 2 |
| 1967 | 116.0 | 6 | 112.0 | 5 | 98.9 | 5 | 74.7 | 6 | 65.7 | 4 | 54.8 | 3 | 44.9 | 3 | 36.3 | 4 | 31.5 | 5 | 18.5 | 5 |
| 1969 | 94.0 | 7 | 84.7 | 8 | 72.0 | 9 | 55.1 | 9 | 37.8 | 9 | 31.7 | 9 | 27.5 | 9 | 25.0 | 9 | 22.7 | 8 | 16.1 | 8 |
| 1970 | 247.0 | 1 | 235.0 | 1 | 180.0 | 1 | 114.0 | 2 | 84.5 | 2 | 70.3 | 1 | 55.0 | 2 | 45.7 | 2 | 34.4 | 3 | 21.3 | 3 |
| 1971 | 50.0 | 11 | 49.3 | 11 | 46.0 | 10 | 34.8 | 11 | 27.9 | 11 | 22.5 | 11 | 16.5 | 11 | 14.7 | 11 | 15.7 | 10 | 10.6 | 10 |

### STATISTICS ON NORMAL MONTHLY MEANS(ALL DAYS)

| OCT | NOV | DEC | JAN | FEB | MARCH | APRIL | MAY | JUNE | JULY | AUG | SEPT |
|---|---|---|---|---|---|---|---|---|---|---|---|
| BY ROWS(MEAN,VARIANCE,STANDARD DEVIATION, SKEWNESS, COEFF. OF VARIATION,PERCENTAGE OF AVERAGE FLOW) | | | | | | | | | | | |
| 0.9911E+01 | 0.9589E+01 | 0.1357E+02 | 0.1267E+02 | 0.2067E+02 | 0.3003E+02 | 0.3380E+02 | 0.3300E+02 | 0.1174E+02 | 0.8354E+01 | 0.5239E+01 | 0.8194E+01 |
| 0.1345E+03 | 0.4803E+02 | 0.1873E+03 | 0.1804E+03 | 0.2544E+03 | 0.1856E+03 | 0.3503E+03 | 0.7384E+03 | 0.7767E+02 | 0.4367E+02 | 0.1379E+02 | 0.1285E+03 |
| 0.1160E+02 | 0.6931E+01 | 0.1369E+02 | 0.1343E+02 | 0.1595E+02 | 0.1362E+02 | 0.1872E+02 | 0.2717E+02 | 0.8813E+01 | 0.6608E+01 | 0.3713E+01 | 0.1134E+02 |
| 0.1331E+01 | 0.6664E+00 | 0.1166E+01 | 0.1287E+01 | 0.1213E+01 | 0.4269E+00 | -0.7446E-01 | 0.1064E+01 | 0.5315E+00 | 0.9155E+00 | 0.2925E+00 | 0.1705E+01 |
| 0.1170E+01 | 0.7227E+00 | 0.1009E+01 | 0.1060E+01 | 0.7717E+00 | 0.4537E+00 | 0.5538E+00 | 0.8233E+00 | 0.7505E+00 | 0.7911E+00 | 0.7088E+00 | 0.1384E+01 |
| 0.5037E+01 | 0.4874E+01 | 0.6894E+01 | 0.6438E+01 | 0.1050E+02 | 0.1526E+02 | 0.1718E+02 | 0.1677E+02 | 0.5968E+01 | 0.4246E+01 | 0.2662E+01 | 0.4164E+01 |

STATISTICS ON NORMAL ANNUAL MEANS(ALL DAYS)

| MEAN | VARIANCE | STANDARD DEVIATION | SKEWNESS | COEFF. OF VARIATION | SERIAL CORR |
|---|---|---|---|---|---|
| 0.1637E+02 | 0.4123E+02 | 0.6421E+01 | -0.3986E+00 | 0.3922E+00 | 0.3182E+00 |

STATISTICS ON LOG MONTHLY MEANS(ALL DAYS)

| OCT | NOV | DEC | JAN | FEB | MARCH | APRIL | MAY | JUNE | JULY | AUG | SEPT |
|---|---|---|---|---|---|---|---|---|---|---|---|
| BY ROWS(MEAN,VARIANCE,STANDARD DEVIATION, SKEWNESS, COEFF. OF VARIATION,PERCENTAGE OF AVERAGE FLOW) | | | | | | | | | | | |
| 0.6340E+00 | 0.8500E+00 | 0.8724E+00 | 0.6639E+00 | 0.1128E+01 | 0.1432E+01 | 0.1432E+01 | 0.1386E+01 | 0.9242E+00 | 0.7786E+00 | 0.5454E+00 | 0.4772E+00 |
| 0.4563E+00 | 0.1473E+00 | 0.3111E+00 | 0.9129E+00 | 0.2877E+00 | 0.4627E-01 | 0.1229E+00 | 0.1272E+00 | 0.1606E+00 | 0.1528E+00 | 0.2555E+00 | 0.5241E+00 |
| 0.6755E+00 | 0.3838E+00 | 0.5578E+00 | 0.9555E+00 | 0.5364E+00 | 0.2151E+00 | 0.3506E+00 | 0.3566E+00 | 0.4007E+00 | 0.3909E+00 | 0.5055E+00 | 0.7239E+00 |
| -0.4796E+00 | -0.4786E+00 | -0.4745E+00 | -0.1877E+01 | -0.1714E+01 | -0.4845E+00 | -0.1221E+01 | 0.2362E+00 | -0.3166E+00 | -0.2640E+00 | -0.1568E+01 | -0.2130E+00 |
| 0.1065E+01 | 0.4515E+00 | 0.6393E+00 | 0.1439E+01 | 0.4754E+00 | 0.1502E+00 | 0.2449E+00 | 0.2574E+00 | 0.4336E+00 | 0.5020E+00 | 0.9268E+00 | 0.1517E+01 |
| 0.5700E+01 | 0.7641E+01 | 0.7843E+01 | 0.5968E+01 | 0.1014E+02 | 0.1288E+02 | 0.1287E+02 | 0.1246E+02 | 0.8309E+01 | 0.7000E+01 | 0.4903E+01 | 0.4290E+01 |

STATISTICS ON LOG ANNUAL MEANS(ALL DAYS)

| MEAN | VARIANCE | STANDARD DEVIATION | SKEWNESS | COEFF. OF VARIATION | SERIAL CORR |
|---|---|---|---|---|---|
| 0.1173E+01 | 0.4550E-01 | 0.2133E+00 | -0.1119E+01 | 0.1818E+00 | 0.3599E+00 |

ANNUAL PEAKS

| | |
|---|---|
| 1959 | 196 |
| 1960 | 94 |
| 1961 | 168 |
| 1962 | 159 |
| 1963 | 55 |
| 1964 | 41 |
| 1965 | 94 |
| 1966 | 158 |
| 1967 | 116 |
| 1969 | 98 |
| 1970 | 250 |
| 1971 | 53 |

04093500 Burns ditch at Gary, Ind.

LOCATION.--Lat 41°34'30", long 87°17'20", in SE¼NW¼ sec.13, T.36 N., R.8 W., Lake County, on left bank at downstream side of bridge on Central Avenue, 0.4 mile (0.6 km) east of Gary, and 0.4 mile (0.6 km) downstream from confluence of Deep River and Little Calumet River.

DRAINAGE AREA.--160 mi² (414 km²). During times of floods flow may leave the basin by flowing west through Little Calumet River into the western portion of Calumet River basin; or during times of floods on Hart ditch, flow may enter the basin from western portion of the Little Calumet River basin.

REMARKS.--Burns ditch is an artificial channel which reverses the direction of flow of part of Little Calumet River and flows into Lake Michigan at Wickliffe. During high stages on Lake Michigan, only periods free from backwater are shown.

DURATION TABLE OF DAILY DISCHARGE FOR YEAR ENDING SEPTEMBER 30

| CLASS | 0 | 1 | 2 | 3 | 4 | 5 | 6 | 7 | 8 | 9 | 10 | 11 | 12 | 13 | 14 | 15 | 16 | 17 | 18 | 19 | 20 | 21 | 22 | 23 | 24 | 25 | 26 | 27 | 28 | 29 | 30 | 31 | 32 | 33 | 34 | |
|---|---|---|---|---|---|---|---|---|---|---|---|---|---|---|---|---|---|---|---|---|---|---|---|---|---|---|---|---|---|---|---|---|---|---|---|---|
| YEAR | | | | | | | | | | | | | | | NUMBER OF DAYS IN CLASS | | | | | | | | | | | | | | | | | | | | | CFS-DAYS |
| 1944 | | | | 2 | 2 | 3 | 6 | 13 | 22 | 31 | 30 | 37 | 14 | 23 | 30 | 16 | 17 | 4 | 7 | 12 | 10 | 19 | 12 | 10 | 7 | 6 | 7 | 7 | 6 | 4 | 5 | 2 | 1 | 1 | | 52960.3 |
| 1945 | | | | | | | | | 19 | 35 | 33 | 61 | 42 | 12 | 8 | 9 | 10 | 16 | 30 | 20 | 15 | 14 | 8 | 3 | 3 | 4 | 4 | 8 | 2 | 5 | 4 | | | | | 39244.0 |
| 1946 | | | | | 3 | 1 | 7 | 10 | 12 | 11 | 15 | 21 | 35 | 34 | 23 | 27 | 32 | 16 | 16 | 15 | 13 | 19 | 11 | 15 | 8 | 5 | 2 | 6 | 6 | 2 | | | | | | 39721.6 |
| 1947 | | 1 | | | 3 | 4 | 9 | 4 | 6 | 14 | 10 | 36 | 31 | 26 | 33 | 20 | 23 | 17 | 15 | 6 | 10 | 11 | 5 | 8 | 12 | 15 | 15 | 8 | 5 | 7 | 8 | 1 | 1 | 1 | | 64179.9 |
| 1948 | | | | | 3 | 29 | 22 | 25 | 21 | 22 | 22 | 15 | 22 | 10 | 28 | 14 | 17 | 12 | 15 | 9 | 13 | 12 | 8 | 7 | 7 | 5 | 8 | 5 | 4 | 2 | 3 | 2 | 1 | 2 | 1 | 47758.5 |
| 1949 | | | | | | | | 7 | 5 | 22 | 51 | 23 | 33 | 24 | 19 | 19 | 9 | 19 | 29 | 19 | 12 | 15 | 12 | 11 | 12 | 14 | 2 | 3 | 4 | 1 | | | | | | 31607.5 |
| 1950 | | | | | | | | | 3 | 14 | 31 | 22 | 23 | 19 | 16 | 11 | 11 | 19 | 12 | 13 | 10 | 15 | 17 | 15 | 25 | 18 | 16 | 12 | 9 | 15 | 8 | 9 | | 2 | | 79874.2 |
| 1956 | | | | | | | | 7 | 11 | 13 | 14 | 13 | 23 | 42 | 38 | 40 | 28 | 20 | 20 | 32 | 11 | 6 | 7 | 5 | 7 | 2 | 6 | 6 | 4 | 2 | 4 | 2 | 3 | | | 39790.1 |
| 1957 | | | | | | | | | 8 | 22 | 38 | 28 | 42 | 26 | 19 | 15 | 8 | 11 | 25 | 38 | 7 | 15 | 18 | 8 | 12 | 8 | 3 | 4 | 2 | 2 | 2 | 2 | 1 | 1 | | 38117.5 |
| 1958 | | | | | | | | | | 5 | 11 | 25 | 25 | 17 | 21 | 28 | 55 | 42 | 36 | 11 | 13 | 14 | 13 | 16 | 13 | 7 | 7 | 5 | 1 | | | | | | | 41958.0 |
| 1959 | | | | | | | | | 2 | 7 | 10 | 6 | 36 | 58 | 32 | 27 | 15 | 11 | 17 | 12 | 12 | 16 | 19 | 6 | 17 | 9 | 12 | 11 | 10 | 7 | 5 | 5 | 2 | 1 | | 62006.0 |
| 1960 | | | | | | | 1 | 2 | 13 | 14 | 14 | 11 | 11 | 5 | 8 | 4 | 9 | 19 | 29 | 38 | 42 | 43 | 20 | 23 | 15 | 9 | 8 | 9 | 8 | 7 | 4 | | | | | 71334.9 |
| 1961 | | | | | | | | | | 14 | 24 | 45 | 50 | 29 | 27 | 24 | 17 | 22 | 16 | 14 | 7 | 16 | 14 | 14 | 8 | 8 | 1 | 2 | 4 | 2 | 4 | 3 | | | | 44642.0 |
| 1962 | | | | | | | | | 6 | 20 | 15 | 14 | 15 | 12 | 17 | 16 | 12 | 19 | 17 | 44 | 35 | 36 | 26 | 18 | 8 | 10 | 5 | 10 | 1 | 5 | 4 | | | | | 48409.8 |
| 1963 | | | | | | | 8 | 9 | 2 | 18 | 49 | 57 | 67 | 40 | 20 | 16 | 11 | 10 | 14 | 13 | 6 | 6 | 5 | 2 | 2 | 3 | 4 | 1 | 2 | | | | | | | 17259.3 |
| 1964 | | | | | 4 | 10 | 19 | 20 | 27 | 47 | 25 | 42 | 45 | 15 | 13 | 12 | 14 | 17 | 15 | 9 | 9 | 5 | 3 | 2 | 7 | 2 | 4 | | | | | | | | | 18996.3 |
| 1965 | | | | | | | | 1 | 6 | 32 | 41 | 41 | 22 | 12 | 17 | 16 | 13 | 24 | 21 | 8 | 13 | 10 | 9 | 15 | 22 | 11 | 10 | 7 | 8 | 5 | 1 | | | | | 52368.0 |
| 1966 | | | | | | | | | 8 | 23 | 16 | 18 | 12 | 26 | 17 | 17 | 40 | 32 | 27 | 16 | 19 | 14 | 13 | 10 | 10 | 6 | 13 | 9 | 5 | 5 | 3 | 4 | 1 | 1 | | 63875.0 |
| 1967 | | | | | | | | | 7 | 32 | 21 | 19 | 12 | 19 | 20 | 31 | 35 | 18 | 16 | 19 | 13 | 20 | 10 | 14 | 15 | 12 | 8 | 8 | 9 | 4 | 3 | | | | | 56028.0 |
| 1968 | | | | | | | | | | | | 2 | 21 | 14 | 21 | 27 | 40 | 34 | 44 | 24 | 27 | 25 | 20 | 15 | 9 | 6 | 8 | 11 | 6 | 6 | 3 | 1 | 1 | 1 | | 66846.0 |
| 1969 | | | | | | | | 5 | 24 | 14 | 4 | 5 | 26 | 9 | 6 | 10 | 31 | 48 | 41 | 21 | 20 | 21 | 12 | 10 | 17 | 11 | 13 | 10 | 5 | 2 | | | | | | 54809.0 |
| 1970 | | | | | | | | | 4 | 12 | 23 | 34 | 32 | 32 | 16 | 17 | 23 | 19 | 25 | 19 | 16 | 24 | 12 | 6 | 10 | 12 | 7 | 6 | 2 | 6 | 4 | 1 | | 3 | | 58196.0 |
| 1971 | | | | | | | | | 3 | 16 | 6 | 32 | 24 | 22 | 39 | 25 | 24 | 19 | 22 | 18 | 27 | 26 | 20 | 9 | 10 | 6 | 8 | 5 | 4 | | | | | | | 43801.0 |
| 1972 | | | | | | | | 1 | 9 | 7 | 37 | 32 | 22 | 26 | 25 | 25 | 23 | 22 | 12 | 12 | 22 | 20 | 13 | 15 | 10 | 10 | 9 | 6 | 5 | 3 | | | | | | 47241.0 |
| 1973 | | | | | | | | | | 4 | 13 | 38 | 11 | 8 | 8 | 8 | 16 | 8 | 17 | 24 | 20 | 22 | 32 | 37 | 33 | 18 | 17 | 10 | 6 | 5 | 5 | 2 | 3 | | | 87040.0 |

| CLASS | CFS | TOTAL | ACCUM | PERCT | CLASS | CFS | TOTAL | ACCUM | PERCT | CLASS | CFS | TOTAL | ACCUM | PERCT | CLASS | CFS | TOTAL | ACCUM | PERCT |
|---|---|---|---|---|---|---|---|---|---|---|---|---|---|---|---|---|---|---|---|
| 0 | 0.00 | 0 | 9132 | 100.0 | 9 | 14.00 | 541 | 8557 | 93.7 | 18 | 87.0 | 575 | 3578 | 39.2 | 27 | 560 | 154 | 469 | 5.1 |
| 1 | 2.50 | 1 | 9132 | 100.0 | 10 | 17.00 | 508 | 8016 | 87.8 | 19 | 110.0 | 388 | 3003 | 32.9 | 28 | 680 | 118 | 315 | 3.4 |
| 2 | 3.20 | 0 | 9131 | 100.0 | 11 | 20.00 | 753 | 7508 | 82.2 | 20 | 130.0 | 418 | 2615 | 28.6 | 29 | 840 | 88 | 197 | 2.1 |
| 3 | 3.90 | 2 | 9131 | 100.0 | 12 | 25.00 | 678 | 6755 | 74.0 | 21 | 160.0 | 439 | 2197 | 24.1 | 30 | 1000 | 65 | 109 | 1.1 |
| 4 | 4.80 | 15 | 9129 | 100.0 | 13 | 31.00 | 500 | 6077 | 66.5 | 22 | 200.0 | 300 | 1758 | 19.3 | 31 | 1300 | 22 | 44 | .4 |
| 5 | 5.90 | 55 | 9114 | 99.8 | 14 | 38.00 | 504 | 5577 | 61.1 | 23 | 240.0 | 312 | 1458 | 16.0 | 32 | 1600 | 12 | 22 | .2 |
| 6 | 7.30 | 87 | 9059 | 99.2 | 15 | 47.00 | 424 | 5073 | 55.6 | 24 | 300.0 | 280 | 1146 | 12.5 | 33 | 1900 | 9 | 10 | .1 |
| 7 | 9.00 | 118 | 8972 | 98.2 | 16 | 57.00 | 548 | 4649 | 50.9 | 25 | 370.0 | 201 | 866 | 9.5 | 34 | 2400 | 1 | 1 | |
| 8 | 11.00 | 297 | 8854 | 97.0 | 17 | 71.00 | 523 | 4101 | 44.9 | 26 | 450.0 | 196 | 665 | 7.3 | | | | | |

LOWEST MEAN DISCHARGE, IN CFS, AND RANKING, FOR THE FOLLOWING NUMBER OF CONSECUTIVE DAYS IN YEAR ENDING MARCH 31

| YEAR | 1 | | 3 | | 7 | | 14 | | 30 | | 60 | | 90 | | 120 | | 183 | | ANNUAL | |
|---|---|---|---|---|---|---|---|---|---|---|---|---|---|---|---|---|---|---|---|---|
| 1945 | 4.50 | 2 | 5.60 | 3 | 6.70 | 5 | 9.50 | 6 | 11.20 | 7 | 12.70 | 4 | 13.60 | 3 | 14.90 | 3 | 17.20 | 1 | 94.30 | 6 |
| 1946 | 12.00 | 17 | 12.30 | 16 | 12.90 | 16 | 14.20 | 14 | 15.80 | 13 | 29.50 | 17 | 36.10 | 17 | 42.10 | 17 | 44.50 | 14 | 154.00 | 14 |
| 1947 | 2.60 | 1 | 4.60 | 1 | 5.60 | 1 | 6.70 | 2 | 8.40 | 1 | 13.30 | 5 | 22.40 | 11 | 28.20 | 12 | 39.30 | 13 | 82.50 | 5 |
| 1948 | 5.00 | 3 | 5.30 | 2 | 6.10 | 2 | 6.50 | 1 | 11.10 | 6 | 23.70 | 15 | 25.10 | 12 | 25.40 | 10 | 37.80 | 12 | 197.00 | 19 |
| 1949 | 6.00 | 5 | 6.20 | 5 | 6.50 | 4 | 7.10 | 4 | 8.50 | 2 | 11.70 | 2 | 13.50 | 2 | 14.20 | 1 | 17.20 | 2 | 121.00 | 10 |
| 1950 | 7.60 | 7 | 7.70 | 7 | 8.10 | 7 | 9.70 | 7 | 11.60 | 8 | 16.20 | 8 | 18.00 | 5 | 19.20 | 5 | 28.20 | 8 | 159.00 | 15 |
| 1957 | 7.60 | 8 | 8.30 | 8 | 8.90 | 8 | 10.30 | 8 | 10.80 | 4 | 11.90 | 3 | 13.10 | 1 | 14.70 | 2 | 17.20 | 3 | 79.80 | 4 |
| 1958 | 15.00 | 20 | 16.00 | 20 | 17.30 | 19 | 17.50 | 19 | 19.50 | 17 | 24.30 | 16 | 43.50 | 19 | 73.90 | 20 | 93.30 | 17 | 149.00 | 13 |
| 1959 | 14.00 | 18 | 14.30 | 19 | 18.60 | 20 | 21.10 | 20 | 25.00 | 19 | 29.70 | 18 | 31.30 | 16 | 32.50 | 13 | 55.20 | 15 | 130.00 | 11 |
| 1960 | 9.00 | 11 | 10.30 | 12 | 11.30 | 12 | 12.80 | 12 | 16.00 | 15 | 42.60 | 22 | 95.00 | 23 | 120.00 | 23 | 155.00 | 23 | 217.00 | 22 |
| 1961 | 8.90 | 9 | 9.60 | 9 | 10.60 | 10 | 11.20 | 9 | 15.00 | 12 | 17.90 | 11 | 19.70 | 9 | 22.40 | 9 | 23.60 | 6 | 99.30 | 7 |
| 1962 | 17.00 | 21 | 17.30 | 21 | 18.90 | 21 | 24.80 | 21 | 35.70 | 23 | 62.10 | 23 | 87.20 | 22 | 85.10 | 22 | 146.00 | 22 | 199.00 | 20 |
| 1963 | 9.40 | 12 | 9.90 | 11 | 11.10 | 11 | 11.80 | 11 | 13.80 | 10 | 15.30 | 7 | 18.00 | 6 | 20.80 | 7 | 19.90 | 4 | 51.20 | 2 |
| 1964 | 6.50 | 6 | 6.60 | 6 | 6.90 | 6 | 7.30 | 5 | 10.80 | 5 | 17.90 | 12 | 18.60 | 7 | 19.30 | 6 | 21.40 | 5 | 40.40 | 1 |
| 1965 | 5.20 | 4 | 5.70 | 4 | 6.20 | 3 | 6.90 | 3 | 9.70 | 3 | 10.60 | 1 | 14.90 | 4 | 17.40 | 4 | 23.80 | 7 | 100.00 | 8 |
| 1966 | 10.00 | 13 | 10.70 | 13 | 12.30 | 13 | 14.60 | 15 | 18.00 | 16 | 23.00 | 14 | 29.40 | 15 | 41.40 | 16 | 106.00 | 20 | 182.00 | 17 |
| 1967 | 11.00 | 15 | 11.70 | 15 | 12.30 | 14 | 13.30 | 13 | 14.90 | 11 | 17.20 | 9 | 19.20 | 8 | 21.40 | 8 | 36.90 | 11 | 161.00 | 16 |
| 1968 | 14.00 | 19 | 14.00 | 18 | 14.00 | 17 | 14.60 | 16 | 20.30 | 18 | 22.80 | 13 | 27.60 | 14 | 40.00 | 15 | 72.10 | 16 | 184.00 | 18 |
| 1969 | 23.00 | 23 | 23.30 | 23 | 24.90 | 23 | 27.10 | 23 | 33.60 | 22 | 41.90 | 21 | 53.60 | 21 | 80.30 | 21 | 102.00 | 19 | 143.00 | 12 |
| 1970 | 9.00 | 10 | 9.70 | 10 | 10.30 | 9 | 11.40 | 10 | 12.10 | 9 | 14.90 | 6 | 27.30 | 13 | 34.70 | 14 | 36.40 | 10 | 111.00 | 9 |
| 1971 | 12.00 | 16 | 13.30 | 17 | 15.10 | 18 | 17.00 | 18 | 26.70 | 20 | 36.60 | 19 | 38.80 | 18 | 60.30 | 19 | 101.00 | 18 | 214.00 | 21 |
| 1972 | 10.00 | 14 | 11.00 | 14 | 12.30 | 15 | 14.80 | 17 | 15.90 | 14 | 17.80 | 10 | 20.40 | 10 | 27.80 | 11 | 32.40 | 9 | 79.30 | 3 |
| 1973 | 19.00 | 22 | 19.00 | 22 | 20.90 | 22 | 26.40 | 22 | 33.30 | 21 | 38.40 | 20 | 45.40 | 20 | 58.80 | 18 | 110.00 | 21 | 224.00 | 23 |

BURNS DITCH AT GARY, IND. (Continued)

HIGHEST MEAN DISCHARGE, IN CFS, AND RANKING, FOR THE FOLLOWING NUMBER OF CONSECUTIVE DAYS IN YEAR ENDING SEPTEMBER 30

| YEAR | 1 | 3 | 7 | 15 | 30 | 60 | 90 | 120 | 183 | ANNUAL |
|---|---|---|---|---|---|---|---|---|---|---|
| 1944 | 1950.0 5 | 1720.0 5 | 1410.0 3 | 978.0 2 | 748.0 2 | 582.0 3 | 458.0 3 | 380.0 4 | 263.0 8 | 145.0 11 |
| 1945 | 1090.0 15 | 1060.0 14 | 888.0 13 | 809.0 9 | 595.0 8 | 395.0 9 | 302.0 14 | 255.0 15 | 191.0 17 | 108.0 21 |
| 1946 | 874.0 20 | 780.0 20 | 714.0 17 | 471.0 19 | 303.0 21 | 226.0 22 | 228.0 21 | 185.0 22 | 174.0 21 | 109.0 19 |
| 1947 | 2240.0 3 | 1740.0 4 | 1300.0 5 | 912.0 6 | 850.0 1 | 629.0 1 | 541.0 1 | 424.0 2 | 315.0 3 | 176.0 5 |
| 1948 | 2480.0 1 | 2290.0 1 | 1680.0 1 | 1060.0 1 | 599.0 7 | 444.0 6 | 404.0 5 | 336.0 7 | 240.0 11 | 130.0 14 |
| 1949 | 687.0 23 | 641.0 23 | 499.0 23 | 395.0 23 | 292.0 22 | 244.0 21 | 218.0 22 | 187.0 21 | 149.0 22 | 86.6 23 |
| 1950 | 1660.0 9 | 1380.0 9 | 970.0 10 | 759.0 10 | 611.0 4 | 542.0 4 | 477.0 2 | 466.0 1 | 395.0 1 | 219.0 2 |
| 1956 | 1570.0 11 | 1380.0 10 | 963.0 11 | 856.0 7 | 576.0 11 | 323.0 17 | 305.0 13 | 258.0 14 | 182.0 20 | 109.0 20 |
| 1957 | 1600.0 10 | 1300.0 11 | 891.0 12 | 540.0 16 | 397.0 18 | 276.0 20 | 272.0 17 | 243.0 16 | 185.0 19 | 104.0 22 |
| 1958 | 732.0 22 | 646.0 22 | 619.0 21 | 427.0 21 | 254.0 23 | 187.0 23 | 166.0 23 | 150.0 23 | 132.0 23 | 115.0 18 |
| 1959 | 1720.0 7 | 1460.0 8 | 1040.0 8 | 812.0 8 | 600.0 6 | 435.0 8 | 398.0 6 | 361.0 6 | 303.0 4 | 170.0 7 |
| 1960 | 1240.0 13 | 1160.0 13 | 851.0 14 | 592.0 15 | 447.0 14 | 359.0 13 | 325.0 10 | 312.0 8 | 277.0 6 | 195.0 3 |
| 1961 | 1420.0 12 | 1300.0 12 | 1040.0 9 | 700.0 12 | 437.0 15 | 311.0 19 | 241.0 19 | 202.0 19 | 187.0 18 | 122.0 16 |
| 1962 | 995.0 18 | 907.0 17 | 726.0 16 | 683.0 13 | 483.0 13 | 343.0 15 | 286.0 15 | 241.0 17 | 212.0 14 | 133.0 13 |
| 1963 | 623.0 24 | 564.0 24 | 420.0 24 | 276.0 25 | 179.0 25 | 104.0 25 | 89.6 25 | 75.8 25 | 73.2 25 | 47.3 25 |
| 1964 | 520.0 25 | 478.0 25 | 351.0 25 | 291.0 24 | 247.0 24 | 171.0 24 | 137.0 24 | 111.0 24 | 81.1 24 | 51.9 24 |
| 1965 | 1050.0 16 | 941.0 16 | 704.0 18 | 513.0 18 | 425.0 16 | 394.0 10 | 327.0 9 | 297.0 11 | 217.0 13 | 143.0 12 |
| 1966 | 1980.0 4 | 1760.0 3 | 1390.0 4 | 955.0 4 | 594.0 9 | 365.0 12 | 324.0 11 | 282.0 12 | 286.0 5 | 175.0 6 |
| 1967 | 1130.0 14 | 1010.0 15 | 761.0 15 | 662.0 14 | 609.0 5 | 462.0 5 | 377.0 8 | 304.0 10 | 261.0 9 | 154.0 9 |
| 1968 | 1920.0 6 | 1710.0 6 | 1290.0 6 | 920.0 5 | 538.0 12 | 391.0 11 | 322.0 12 | 308.0 9 | 256.0 10 | 183.0 4 |
| 1969 | 964.0 19 | 857.0 19 | 623.0 20 | 536.0 17 | 420.0 17 | 342.0 16 | 266.0 18 | 272.0 13 | 238.0 12 | 150.0 10 |
| 1970 | 2300.0 2 | 2110.0 2 | 1580.0 2 | 957.0 3 | 655.0 3 | 588.0 2 | 441.0 4 | 372.0 5 | 272.0 7 | 159.0 8 |
| 1971 | 834.0 21 | 755.0 21 | 538.0 22 | 399.0 22 | 357.0 20 | 313.0 18 | 228.0 20 | 201.0 20 | 193.0 16 | 120.0 17 |
| 1972 | 998.0 17 | 883.0 18 | 702.0 19 | 450.0 20 | 374.0 19 | 354.0 14 | 280.0 16 | 227.0 18 | 197.0 15 | 129.0 15 |
| 1973 | 1710.0 8 | 1480.0 7 | 1130.0 7 | 701.0 11 | 581.0 10 | 439.0 7 | 393.0 7 | 392.0 3 | 366.0 2 | 238.0 1 |

STATISTICS ON NORMAL MONTHLY MEANS(ALL DAYS)

| OCT | NOV | DEC | JAN | FEB | MARCH | APRIL | MAY | JUNE | JULY | AUG | SEPT |
|---|---|---|---|---|---|---|---|---|---|---|---|
| BY ROWS(MEAN,VARIANCE,STANDARD DEVIATION, SKEWNESS, COEFF. OF VARIATION,PERCENTAGE OF AVERAGE FLOW) | | | | | | | | | | | |
| 0.6030E+02 | 0.8905E+02 | 0.1206E+03 | 0.1379E+03 | 0.1808E+03 | 0.2566E+03 | 0.2977E+03 | 0.2297E+03 | 0.1209E+03 | 0.6909E+02 | 0.5133E+02 | 0.5609E+02 |
| 0.3891E+04 | 0.9889E+04 | 0.1251E+05 | 0.1641E+05 | 0.1777E+05 | 0.1920E+05 | 0.3838E+05 | 0.3228E+05 | 0.8266E+04 | 0.5274E+04 | 0.3295E+04 | 0.6727E+04 |
| 0.6238E+02 | 0.9944E+02 | 0.1118E+03 | 0.1281E+03 | 0.1333E+03 | 0.1386E+03 | 0.1959E+03 | 0.1797E+03 | 0.9092E+02 | 0.7262E+02 | 0.5740E+02 | 0.8202E+02 |
| 0.1248E+01 | 0.1994E+01 | 0.9760E+00 | 0.1153E+01 | 0.1134E+01 | 0.1069E+01 | 0.6980E+00 | 0.9024E+00 | 0.9041E+00 | 0.2499E+01 | 0.2377E+01 | 0.2659E+01 |
| 0.1035E+01 | 0.1117E+01 | 0.9273E+00 | 0.9292E+00 | 0.7374E+00 | 0.5400E+00 | 0.6581E+00 | 0.7822E+00 | 0.7518E+00 | 0.1051E+01 | 0.1118E+01 | 0.1462E+01 |
| 0.3611E+01 | 0.5332E+01 | 0.7221E+01 | 0.8256E+01 | 0.1082E+02 | 0.1536E+02 | 0.1783E+02 | 0.1375E+02 | 0.7241E+01 | 0.4137E+01 | 0.3074E+01 | 0.3359E+01 |

STATISTICS ON NORMAL ANNUAL MEANS(ALL DAYS)

| MEAN | VARIANCE | STANDARD DEVIATION | SKEWNESS | COEFF. OF VARIATION | SERIAL CORR |
|---|---|---|---|---|---|
| 0.1389E+03 | 0.2079E+04 | 0.4560E+02 | 0.8575E-01 | 0.3283E+00 | 0.9486E-01 |

STATISTICS ON LOG MONTHLY MEANS(ALL DAYS)

| OCT | NOV | DEC | JAN | FEB | MARCH | APRIL | MAY | JUNE | JULY | AUG | SEPT |
|---|---|---|---|---|---|---|---|---|---|---|---|
| BY ROWS(MEAN,VARIANCE,STANDARD DEVIATION, SKEWNESS, COEFF. OF VARIATION,PERCENTAGE OF AVERAGE FLOW) | | | | | | | | | | | |
| 0.1576E+01 | 0.1748E+01 | 0.1876E+01 | 0.1941E+01 | 0.2129E+01 | 0.2352E+01 | 0.2355E+01 | 0.2224E+01 | 0.1960E+01 | 0.1691E+01 | 0.1544E+01 | 0.1505E+01 |
| 0.1738E+00 | 0.1667E+00 | 0.2007E+00 | 0.1956E+00 | 0.1344E+00 | 0.5245E-01 | 0.1355E+00 | 0.1334E+00 | 0.1155E+00 | 0.1168E+00 | 0.1259E+00 | 0.1687E+00 |
| 0.4169E+00 | 0.4082E+00 | 0.4480E+00 | 0.4423E+00 | 0.3666E+00 | 0.2290E+00 | 0.3681E+00 | 0.3653E+00 | 0.3398E+00 | 0.3418E+00 | 0.3549E+00 | 0.4107E+00 |
| 0.6067E+00 | 0.6273E+00 | 0.1145E+00 | 0.3939E-01 | -0.4998E+00 | 0.6639E-01 | -0.8866E+00 | -0.7563E-01 | 0.4528E-01 | 0.6545E+00 | 0.9347E+00 | 0.1206E+01 |
| 0.2645E+00 | 0.2335E+00 | 0.2387E+00 | 0.2279E+00 | 0.1721E+00 | 0.9739E-01 | 0.1563E+00 | 0.1642E+00 | 0.1733E+00 | 0.2021E+00 | 0.2299E+00 | 0.2730E+00 |
| 0.6883E+01 | 0.7632E+01 | 0.8193E+01 | 0.8475E+01 | 0.9298E+01 | 0.1027E+02 | 0.1028E+02 | 0.9711E+01 | 0.8560E+01 | 0.7385E+01 | 0.6740E+01 | 0.6570E+01 |

STATISTICS ON LOG ANNUAL MEANS(ALL DAYS)

| MEAN | VARIANCE | STANDARD DEVIATION | SKEWNESS | COEFF. OF VARIATION | SERIAL CORR |
|---|---|---|---|---|---|
| 0.2116E+01 | 0.2739E-01 | 0.1655E+00 | -0.1139E+01 | 0.7822E-01 | 0.2379E+00 |

ANNUAL PEAKS

| | | | |
|---|---|---|---|
| 1944 | 2000 | 1959 | 1880 |
| 1945 | 1110 | 1960 | 1420 |
| 1946 | 1020 | 1961 | 1480 |
| 1947 | 2340 | 1962 | 1100 |
| 1948 | 2660 | 1963 | 644 |
| 1949 | 732 | 1964 | 541 |
| 1950 | 1760 | 1965 | 1090 |
| 1951 | 1540 | 1966 | 2010 |
| 1952 | 1420 | 1967 | 1150 |
| 1953 | 946 | 1968 | 1980 |
| 1954 | 1420 | 1969 | 1010 |
| 1955 | 3430 | 1970 | 2380 |
| 1956 | 1690 | 1971 | 882 |
| 1957 | 1640 | 1972 | 1020 |
| 1958 | 755 | 1973 | 1770 |

## 04094000 Little Calumet River at Porter, Ind.

LOCATION.--Lat 41°37'18", long 87°05'13", in NE¼NE¼ sec.34, T.37 N., R.6 W., Porter County, on right bank at downstream end of county road bridge, 200 ft (61 m) upstream from bridge on U.S. Highway 20, 0.8 mile (1.3 km) northwest of Porter, and 4.5 miles (7.2 km) upstream from Salt Creek.

DRAINAGE AREA.--66.2 $mi^2$ (171.5 $km^2$)

### DURATION TABLE OF DAILY DISCHARGE FOR YEAR ENDING SEPTEMBER 30

| CLASS | 0 | 1 | 2 | 3 | 4 | 5 | 6 | 7 | 8 | 9 | 10 | 11 | 12 | 13 | 14 | 15 | 16 | 17 | 18 | 19 | 20 | 21 | 22 | 23 | 24 | 25 | 26 | 27 | 28 | 29 | 30 | 31 | 32 | 33 | 34 | |
|---|---|---|---|---|---|---|---|---|---|---|---|---|---|---|---|---|---|---|---|---|---|---|---|---|---|---|---|---|---|---|---|---|---|---|---|---|
| YEAR | | | | | | | | | | | | | | | NUMBER OF DAYS IN CLASS | | | | | | | | | | | | | | | | | | | | | CFS-DAYS |
| 1946 | | 1 | 26 | 15 | 40 | 19 | 62 | 57 | 22 | 23 | 24 | 12 | 11 | 13 | 11 | 1 | 5 | 4 | 3 | 4 | 2 | 3 | 2 | 4 | 1 | | | | | | | | | | | 22833.0 |
| 1947 | | | 3 | 21 | 38 | 43 | 67 | 50 | 14 | 25 | 11 | 11 | 5 | 15 | 8 | 13 | 6 | 8 | 2 | 3 | 6 | 7 | | 2 | | 3 | | 2 | | | 1 | | 1 | | | 28870.0 |
| 1948 | | | 37 | 26 | 45 | 34 | 50 | 43 | 23 | 12 | 20 | 15 | 17 | 5 | 4 | 9 | 4 | 2 | | 4 | 2 | 2 | 3 | 2 | 1 | | 2 | 2 | 1 | | | | | 1 | | 25317.0 |
| 1949 | | | 3 | 32 | 43 | 55 | 60 | 35 | 27 | 19 | 20 | 14 | 12 | 11 | 7 | 4 | 5 | 2 | 4 | 4 | | 2 | 2 | 2 | 1 | 1 | | | | | | | | | | 21375.0 |
| 1950 | | | | 2 | 12 | 45 | 54 | 31 | 24 | 21 | 16 | 23 | 21 | 22 | 12 | 8 | 13 | 9 | 8 | 6 | 5 | 10 | 4 | 5 | 2 | 3 | 3 | 3 | 1 | | 1 | 1 | | | | 40379.0 |
| 1951 | | | | | | 21 | 92 | 51 | 25 | 35 | 30 | 19 | 21 | 19 | 6 | 6 | 8 | 8 | 2 | 6 | 1 | 8 | 2 | | | 1 | 1 | 2 | | | | | 1 | | | 29369.0 |
| 1952 | | | | 3 | 20 | 51 | 19 | 19 | 26 | 37 | 41 | 41 | 33 | 18 | 7 | 15 | 10 | 7 | 3 | 6 | 2 | 3 | 1 | 1 | 1 | | 1 | | | 1 | | | | | | 28823.0 |
| 1953 | | 2 | 30 | 24 | 42 | 53 | 48 | 35 | 32 | 27 | 17 | 18 | 8 | 8 | 4 | 4 | 4 | 4 | | 3 | 1 | | | 1 | | | | | | | | | | | | 17847.0 |
| 1954 | | 6 | 10 | 18 | 93 | 38 | 55 | 31 | 14 | 20 | 21 | 10 | 10 | 9 | 3 | 6 | 3 | 4 | 2 | 1 | 2 | 3 | 2 | | 1 | 1 | | 1 | 1 | | | | | | | 20954.0 |
| 1955 | | | | | 34 | 48 | 31 | 28 | 27 | 46 | 28 | 23 | 14 | 20 | 8 | 13 | 7 | 8 | 3 | 8 | | 3 | 5 | 2 | 2 | 1 | 1 | 1 | | | 1 | 1 | | 1 | 1 | 35776.0 |
| 1956 | | | | 20 | 39 | 27 | 14 | 30 | 49 | 46 | 53 | 28 | 12 | 4 | 11 | 2 | 6 | 6 | 4 | 2 | 3 | 3 | 2 | 2 | | 1 | 1 | | 1 | | | | | | | 22767.0 |
| 1957 | | | | 8 | 13 | 74 | 68 | 61 | 33 | 22 | 28 | 15 | 10 | 9 | 7 | 3 | 2 | 4 | 1 | 1 | | 1 | 2 | | 1 | | 2 | | | | | | | | | 18166.0 |
| 1958 | | | | 20 | 20 | 31 | 32 | 38 | 44 | 34 | 33 | 40 | 16 | 10 | 8 | 7 | 8 | 6 | 5 | 5 | | 2 | 2 | 2 | | 2 | | | | | | | | | | 22150.0 |
| 1959 | | | | 2 | 54 | 100 | 39 | 17 | 25 | 21 | 17 | 15 | 13 | 5 | 5 | 8 | 3 | 7 | 11 | 2 | 3 | 3 | 6 | 3 | 2 | 1 | | | 1 | | 2 | | | | | 24711.0 |
| 1960 | | | | 2 | 36 | 42 | 35 | 15 | 17 | 36 | 23 | 34 | 20 | 22 | 21 | 11 | 11 | 14 | 4 | 3 | | 5 | 4 | 4 | 3 | 1 | 1 | 1 | | 1 | | | | | | 32941.0 |
| 1961 | | | | 4 | 21 | 94 | 72 | 36 | 30 | 20 | 21 | 10 | 8 | 8 | 7 | 10 | 1 | 6 | 3 | | 1 | 2 | 4 | | 3 | | 3 | 1 | | | | | | | | 23721.0 |
| 1962 | | | 11 | 35 | 32 | 20 | 34 | 21 | 26 | 47 | 44 | 25 | 19 | 14 | 3 | 9 | 5 | 5 | 2 | 1 | 3 | 5 | 1 | | 1 | 2 | | | | | | | | | | 24084.0 |
| 1963 | | | 33 | 43 | 27 | 28 | 78 | 54 | 35 | 14 | 18 | 4 | 5 | 4 | 4 | 6 | 1 | 4 | | 3 | | 2 | 2 | | | | | | | | | | | | | 17239.0 |
| 1964 | | 4 | 83 | 65 | 50 | 46 | 35 | 14 | 19 | 10 | 15 | 4 | 4 | 7 | 3 | | 3 | 1 | 2 | | 1 | | | | | | | | | | | | | | | 13347.0 |
| 1965 | | 11 | 19 | 42 | 39 | 37 | 49 | 21 | 12 | 18 | 19 | 11 | 17 | 14 | 7 | 14 | 5 | 8 | 6 | 5 | | 4 | 1 | 2 | 3 | 1 | | | | | | | | | | 24270.0 |
| 1966 | | | 10 | 22 | 54 | 20 | 31 | 51 | 22 | 32 | 32 | 15 | 13 | 13 | 1 | 6 | 10 | 4 | 2 | 8 | 3 | 6 | 1 | 3 | 2 | | 1 | 1 | | | 1 | | 1 | | | 28930.0 |
| 1967 | | | | 12 | 56 | 27 | 45 | 30 | 27 | 23 | 28 | 32 | 17 | 22 | 4 | 5 | 9 | 4 | 3 | 5 | 4 | 2 | 1 | 3 | 4 | | | 2 | | | | | | | | 27426.0 |
| 1968 | | | | 15 | 38 | 38 | 23 | 25 | 30 | 39 | 38 | 27 | 19 | 19 | 5 | 10 | 7 | 9 | 3 | 2 | 5 | 5 | 1 | 3 | 2 | | | 2 | | | 1 | | | | | 29427.0 |
| 1969 | | | | | 50 | 22 | 26 | 38 | 59 | 36 | 27 | 12 | 20 | 15 | 5 | 13 | 5 | 12 | 6 | 8 | 4 | 3 | 1 | | 2 | 1 | | | | | | | | | | 27169.0 |
| 1970 | | | 1 | 5 | 20 | 37 | 46 | 51 | 32 | 36 | 33 | 26 | 12 | 21 | 5 | 8 | 5 | 7 | 1 | 5 | 2 | 3 | 1 | 2 | 1 | 2 | 2 | | 1 | | | | | | | 27446.0 |
| 1971 | | | | 8 | 37 | 25 | 66 | 41 | 37 | 31 | 37 | 22 | 10 | 16 | 3 | 7 | 5 | 8 | 3 | 5 | 1 | 1 | | | 1 | 1 | | | | | | | | | | 22802.0 |
| 1972 | | | | 13 | 76 | 49 | 21 | 26 | 24 | 24 | 35 | 26 | 16 | 19 | 6 | 6 | 3 | 3 | 2 | 4 | 3 | 3 | 2 | | 3 | | 1 | | | | 1 | | | | | 25019.0 |
| 1973 | | | | | 10 | 32 | 21 | 14 | 12 | 26 | 26 | 28 | 28 | 34 | 16 | 35 | 16 | 17 | 6 | 8 | 7 | 11 | 3 | 3 | 5 | 3 | 1 | | 1 | 1 | 1 | | | | | 43686.0 |

| CLASS | CFS | TOTAL | ACCUM | PERCT | CLASS | CFS | TOTAL | ACCUM | PERCT | CLASS | CFS | TOTAL | ACCUM | PERCT | CLASS | CFS | TOTAL | ACCUM | PERCT |
|---|---|---|---|---|---|---|---|---|---|---|---|---|---|---|---|---|---|---|---|
| 0 | 0.00 | 0 | 10227 | 100.0 | 9 | 52.00 | 788 | 4159 | 40.7 | 18 | 190.0 | 80 | 578 | 5.7 | 27 | 660 | 19 | 45 | .4 |
| 1 | 17.00 | 24 | 10227 | 100.0 | 10 | 60.00 | 722 | 3371 | 33.0 | 19 | 210.0 | 108 | 498 | 4.9 | 28 | 760 | 6 | 26 | .2 |
| 2 | 20.00 | 316 | 10203 | 99.8 | 11 | 70.00 | 513 | 2649 | 25.9 | 20 | 250.0 | 64 | 390 | 3.8 | 29 | 880 | 5 | 20 | .1 |
| 3 | 23.00 | 533 | 9887 | 96.7 | 12 | 80.00 | 388 | 2136 | 20.9 | 21 | 280.0 | 105 | 326 | 3.2 | 30 | 1000 | 7 | 15 | .1 |
| 4 | 26.00 | 1145 | 9354 | 91.5 | 13 | 92.00 | 399 | 1748 | 17.1 | 22 | 330.0 | 50 | 221 | 2.2 | 31 | 1200 | 2 | 8 | |
| 5 | 30.00 | 1077 | 8209 | 80.3 | 14 | 110.00 | 180 | 1349 | 13.2 | 23 | 380.0 | 41 | 171 | 1.7 | 32 | 1300 | 2 | 6 | |
| 6 | 34.00 | 1266 | 7132 | 69.7 | 15 | 120.00 | 238 | 1169 | 11.4 | 24 | 430.0 | 43 | 130 | 1.3 | 33 | 1500 | 3 | 4 | |
| 7 | 40.00 | 968 | 5866 | 57.4 | 16 | 140.00 | 174 | 931 | 9.1 | 25 | 500.0 | 22 | 87 | 0.9 | 34 | 1800 | 1 | 1 | |
| 8 | 46.00 | 739 | 4898 | 47.9 | 17 | 160.00 | 179 | 757 | 7.4 | 26 | 580.0 | 20 | 65 | 0.6 | | | | | |

### LOWEST MEAN DISCHARGE, IN CFS, AND RANKING, FOR THE FOLLOWING NUMBER OF CONSECUTIVE DAYS IN YEAR ENDING MARCH 31

| YEAR | 1 | | 3 | | 7 | | 14 | | 30 | | 60 | | 90 | | 120 | | 183 | | ANNUAL | |
|---|---|---|---|---|---|---|---|---|---|---|---|---|---|---|---|---|---|---|---|---|
| 1947 | 19.00 | 5 | 19.70 | 4 | 19.90 | 3 | 20.00 | 2 | 20.80 | 1 | 25.40 | 9 | 25.90 | 7 | 27.00 | 7 | 34.00 | 10 | 47.70 | 4 |
| 1948 | 20.00 | 6 | 20.00 | 6 | 20.00 | 4 | 20.60 | 4 | 22.00 | 4 | 31.60 | 19 | 33.40 | 18 | 34.20 | 17 | 39.00 | 14 | 90.70 | 22 |
| 1949 | 20.00 | 7 | 21.00 | 9 | 21.70 | 9 | 22.10 | 10 | 22.80 | 10 | 24.90 | 8 | 25.80 | 6 | 26.80 | 5 | 30.40 | 5 | 63.20 | 12 |
| 1950 | 22.00 | 14 | 22.30 | 12 | 22.70 | 12 | 23.60 | 12 | 25.10 | 12 | 27.50 | 11 | 29.40 | 11 | 29.90 | 11 | 35.50 | 13 | 82.50 | 18 |
| 1951 | 30.00 | 26 | 30.30 | 26 | 30.60 | 26 | 31.80 | 26 | 33.50 | 26 | 34.10 | 23 | 34.50 | 19 | 37.10 | 20 | 50.30 | 21 | 92.40 | 24 |
| 1952 | 33.00 | 27 | 33.30 | 27 | 34.40 | 27 | 36.40 | 27 | 39.80 | 27 | 45.60 | 27 | 48.80 | 26 | 49.30 | 27 | 66.80 | 27 | 95.20 | 25 |
| 1953 | 25.00 | 20 | 25.00 | 20 | 25.10 | 16 | 25.40 | 14 | 26.50 | 14 | 28.10 | 12 | 29.40 | 12 | 30.30 | 12 | 32.90 | 7 | 52.40 | 6 |
| 1954 | 18.00 | 2 | 18.00 | 1 | 20.30 | 5 | 21.10 | 6 | 21.40 | 2 | 22.00 | 1 | 23.40 | 2 | 24.80 | 2 | 27.60 | 3 | 49.00 | 5 |
| 1955 | 25.00 | 21 | 26.00 | 24 | 26.00 | 21 | 26.90 | 19 | 28.20 | 19 | 33.20 | 22 | 41.00 | 23 | 39.60 | 21 | 62.80 | 25 | 105.00 | 26 |
| 1956 | 26.00 | 25 | 26.30 | 25 | 26.90 | 25 | 27.00 | 20 | 30.40 | 24 | 34.50 | 24 | 38.00 | 22 | 40.30 | 23 | 46.00 | 18 | 60.20 | 11 |
| 1957 | 21.00 | 10 | 21.30 | 10 | 21.70 | 10 | 21.90 | 9 | 22.40 | 7 | 22.90 | 3 | 24.20 | 3 | 25.30 | 3 | 27.40 | 2 | 46.40 | 2 |
| 1958 | 25.00 | 22 | 25.30 | 21 | 26.40 | 24 | 27.00 | 21 | 27.50 | 17 | 31.00 | 17 | 36.50 | 21 | 36.60 | 19 | 45.30 | 17 | 71.40 | 15 |
| 1959 | 20.00 | 8 | 20.00 | 7 | 20.30 | 6 | 20.90 | 5 | 22.70 | 8 | 24.10 | 6 | 25.30 | 5 | 27.00 | 6 | 29.80 | 4 | 54.20 | 7 |
| 1960 | 22.00 | 11 | 22.70 | 13 | 23.40 | 13 | 24.50 | 13 | 25.30 | 13 | 30.80 | 16 | 49.20 | 27 | 47.20 | 26 | 59.80 | 23 | 91.50 | 23 |
| 1961 | 24.00 | 17 | 24.70 | 18 | 25.70 | 19 | 27.50 | 23 | 31.20 | 25 | 31.80 | 20 | 33.20 | 17 | 33.20 | 14 | 34.70 | 11 | 56.00 | 8 |
| 1962 | 25.00 | 23 | 25.70 | 22 | 26.10 | 22 | 27.20 | 22 | 28.10 | 18 | 40.20 | 26 | 42.00 | 24 | 43.40 | 24 | 60.60 | 24 | 86.20 | 21 |
| 1963 | 20.00 | 9 | 20.70 | 8 | 21.10 | 8 | 21.80 | 8 | 22.80 | 9 | 24.40 | 7 | 27.40 | 8 | 28.90 | 10 | 33.00 | 8 | 47.00 | 3 |
| 1964 | 19.00 | 3 | 19.70 | 5 | 20.30 | 7 | 21.40 | 7 | 22.10 | 5 | 22.70 | 2 | 23.10 | 1 | 24.30 | 1 | 25.40 | 1 | 36.40 | 1 |
| 1965 | 19.00 | 4 | 19.30 | 3 | 19.70 | 2 | 20.50 | 3 | 22.30 | 6 | 23.40 | 5 | 27.90 | 9 | 27.80 | 8 | 30.50 | 6 | 57.90 | 10 |
| 1966 | 17.00 | 1 | 18.00 | 2 | 18.70 | 1 | 19.90 | 1 | 21.40 | 3 | 23.00 | 4 | 24.30 | 4 | 26.80 | 4 | 49.10 | 20 | 75.50 | 16 |
| 1967 | 22.00 | 12 | 22.00 | 11 | 22.30 | 11 | 22.40 | 11 | 23.30 | 11 | 25.70 | 10 | 28.30 | 10 | 28.80 | 9 | 34.00 | 9 | 79.40 | 17 |
| 1968 | 24.00 | 18 | 24.00 | 14 | 25.10 | 17 | 26.30 | 17 | 29.20 | 22 | 31.20 | 18 | 31.50 | 13 | 33.90 | 15 | 46.40 | 19 | 84.10 | 19 |
| 1969 | 25.00 | 19 | 25.00 | 19 | 25.00 | 15 | 25.70 | 15 | 27.20 | 15 | 30.00 | 15 | 31.70 | 14 | 33.90 | 16 | 40.90 | 15 | 66.20 | 14 |
| 1970 | 26.00 | 24 | 26.00 | 23 | 26.00 | 20 | 26.40 | 18 | 27.40 | 16 | 28.30 | 13 | 36.30 | 20 | 39.60 | 22 | 41.60 | 16 | 63.30 | 13 |
| 1971 | 22.00 | 13 | 24.30 | 15 | 26.30 | 23 | 27.80 | 24 | 28.90 | 21 | 36.50 | 25 | 43.70 | 25 | 47.10 | 25 | 51.90 | 22 | 85.40 | 20 |
| 1972 | 23.00 | 15 | 24.30 | 16 | 25.30 | 18 | 27.90 | 25 | 28.60 | 20 | 29.90 | 14 | 32.50 | 15 | 32.90 | 13 | 35.50 | 12 | 57.00 | 9 |
| 1973 | 24.00 | 16 | 24.30 | 17 | 24.70 | 14 | 25.90 | 16 | 29.60 | 23 | 31.90 | 21 | 32.60 | 16 | 34.50 | 18 | 65.60 | 26 | 105.00 | 27 |

LITTLE CALUMET RIVER AT PORTER, IND. (Continued)

HIGHEST MEAN DISCHARGE, IN CFS, AND RANKING, FOR THE FOLLOWING NUMBER OF CONSECUTIVE DAYS IN YEAR ENDING SEPTEMBER 30

| YEAR | 1 | 3 | 7 | 15 | 30 | 60 | 90 | 120 | 183 | ANNUAL |
|---|---|---|---|---|---|---|---|---|---|---|
| 1946 | 462.0 25 | 383.0 25 | 312.0 20 | 204.0 22 | 159.0 18 | 111.0 21 | 115.0 19 | 99.9 20 | 87.8 17 | 62.6 19 |
| 1947 | 1400.0 4 | 986.0 4 | 580.0 5 | 345.0 4 | 299.0 2 | 229.0 2 | 194.0 1 | 156.0 4 | 121.0 5 | 79.1 8 |
| 1948 | 1660.0 2 | 998.0 3 | 586.0 3 | 338.0 5 | 199.0 12 | 167.0 6 | 167.0 5 | 139.0 5 | 105.0 13 | 69.2 13 |
| 1949 | 526.0 23 | 409.0 22 | 260.0 22 | 185.0 23 | 128.0 25 | 110.0 22 | 99.7 21 | 98.9 21 | 83.5 23 | 58.6 23 |
| 1950 | 1260.0 6 | 753.0 7 | 416.0 11 | 321.0 6 | 234.0 3 | 205.0 3 | 180.0 4 | 179.0 1 | 171.0 1 | 111.0 2 |
| 1951 | 1300.0 5 | 785.0 5 | 436.0 9 | 248.0 15 | 176.0 14 | 148.0 11 | 138.0 10 | 123.0 11 | 110.0 9 | 80.5 5 |
| 1952 | 885.0 12 | 566.0 15 | 346.0 18 | 219.0 18 | 160.0 17 | 137.0 16 | 133.0 12 | 119.0 12 | 107.0 10 | 78.8 9 |
| 1953 | 387.0 26 | 254.0 27 | 181.0 27 | 130.0 27 | 107.0 27 | 89.5 26 | 83.0 26 | 81.1 25 | 68.3 25 | 48.9 26 |
| 1954 | 802.0 13 | 551.0 18 | 360.0 16 | 233.0 16 | 174.0 15 | 147.0 12 | 123.0 15 | 103.0 17 | 83.7 21 | 57.4 24 |
| 1955 | 2600.0 1 | 1830.0 1 | 1070.0 1 | 735.0 1 | 428.0 1 | 249.0 1 | 194.0 2 | 170.0 2 | 147.0 3 | 98.0 3 |
| 1956 | 773.0 14 | 580.0 13 | 350.0 17 | 252.0 13 | 163.0 16 | 108.0 23 | 118.0 18 | 103.0 18 | 84.5 19 | 62.2 21 |
| 1957 | 645.0 18 | 562.0 17 | 381.0 12 | 231.0 17 | 151.0 20 | 108.0 24 | 90.6 25 | 79.9 26 | 66.1 26 | 49.8 25 |
| 1958 | 475.0 24 | 422.0 20 | 309.0 21 | 209.0 20 | 134.0 24 | 100.0 25 | 96.3 24 | 94.8 22 | 83.7 22 | 60.7 22 |
| 1959 | 986.0 10 | 674.0 9 | 373.0 14 | 250.0 14 | 204.0 10 | 162.0 8 | 152.0 6 | 128.0 9 | 105.0 11 | 67.7 15 |
| 1960 | 920.0 11 | 602.0 11 | 418.0 10 | 263.0 11 | 206.0 9 | 153.0 10 | 139.0 9 | 131.0 7 | 122.0 4 | 90.0 4 |
| 1961 | 698.0 17 | 564.0 16 | 455.0 7 | 316.0 7 | 199.0 11 | 147.0 13 | 121.0 16 | 103.0 19 | 84.3 20 | 65.0 18 |
| 1962 | 567.0 20 | 479.0 19 | 331.0 19 | 297.0 9 | 198.0 13 | 141.0 14 | 120.0 17 | 108.0 16 | 92.3 16 | 66.0 17 |
| 1963 | 367.0 27 | 285.0 26 | 233.0 26 | 177.0 24 | 120.0 26 | 84.2 27 | 78.9 27 | 69.3 27 | 60.3 27 | 47.2 27 |
| 1964 | 264.0 28 | 192.0 28 | 124.0 28 | 98.9 28 | 89.8 28 | 71.2 28 | 60.1 28 | 53.3 28 | 45.8 28 | 36.5 28 |
| 1965 | 560.0 21 | 413.0 21 | 259.0 23 | 175.0 25 | 145.0 22 | 136.0 17 | 124.0 14 | 114.0 14 | 93.3 15 | 66.5 16 |
| 1966 | 1620.0 3 | 1040.0 2 | 594.0 2 | 349.0 3 | 215.0 7 | 139.0 15 | 125.0 13 | 115.0 13 | 117.0 7 | 79.3 7 |
| 1967 | 720.0 16 | 604.0 10 | 362.0 15 | 259.0 12 | 207.0 8 | 159.0 9 | 141.0 8 | 125.0 10 | 112.0 8 | 75.1 11 |
| 1968 | 1190.0 7 | 754.0 6 | 585.0 4 | 367.0 2 | 216.0 6 | 166.0 7 | 137.0 11 | 133.0 6 | 118.0 6 | 80.4 6 |
| 1969 | 539.0 22 | 385.0 24 | 246.0 24 | 207.0 21 | 153.0 19 | 123.0 19 | 109.0 20 | 109.0 15 | 102.0 14 | 74.4 12 |
| 1970 | 771.0 15 | 567.0 14 | 457.0 6 | 304.0 8 | 228.0 4 | 184.0 5 | 148.0 7 | 130.0 8 | 105.0 12 | 75.2 10 |
| 1971 | 568.0 19 | 403.0 23 | 238.0 25 | 172.0 26 | 149.0 21 | 125.0 18 | 99.1 22 | 89.3 24 | 80.9 24 | 62.5 20 |
| 1972 | 1020.0 8 | 601.0 12 | 379.0 13 | 216.0 19 | 143.0 23 | 115.0 20 | 97.9 23 | 92.5 23 | 86.2 18 | 68.4 14 |
| 1973 | 1020.0 9 | 721.0 8 | 443.0 8 | 275.0 10 | 218.0 5 | 205.0 4 | 180.0 3 | 164.0 3 | 160.0 2 | 120.0 1 |

STATISTICS ON NORMAL MONTHLY MEANS(ALL DAYS)

| OCT | NOV | DEC | JAN | FEB | MARCH | APRIL | MAY | JUNE | JULY | AUG | SEPT |
|---|---|---|---|---|---|---|---|---|---|---|---|

BY ROWS(MEAN,VARIANCE,STANDARD DEVIATION, SKEWNESS, COEFF. OF VARIATION,PERCENTAGE OF AVERAGE FLOW)

| | | | | | | | | | | | |
|---|---|---|---|---|---|---|---|---|---|---|---|
| 0.6001E+02 | 0.6170E+02 | 0.7492E+02 | 0.7662E+02 | 0.9009E+02 | 0.1113E+03 | 0.1190E+03 | 0.8067E+02 | 0.6222E+02 | 0.4211E+02 | 0.3442E+02 | 0.4141E+02 |
| 0.5364E+04 | 0.1535E+04 | 0.2005E+04 | 0.1693E+04 | 0.1578E+04 | 0.1332E+04 | 0.3666E+04 | 0.1554E+04 | 0.2064E+04 | 0.2577E+03 | 0.9077E+02 | 0.8668E+03 |
| 0.7324E+02 | 0.3918E+02 | 0.4477E+02 | 0.4115E+02 | 0.3972E+02 | 0.3650E+02 | 0.6055E+02 | 0.3942E+02 | 0.4543E+02 | 0.1605E+02 | 0.9527E+01 | 0.2944E+02 |
| 0.4481E+01 | 0.1936E+01 | 0.1107E+01 | 0.6611E+00 | 0.6756E+00 | 0.7747E+00 | 0.1072E+01 | 0.1303E+01 | 0.2602E+01 | 0.1696E+01 | 0.8866E+00 | 0.2400E+01 |
| 0.1220E+01 | 0.6351E+00 | 0.5976E+00 | 0.5371E+00 | 0.4409E+00 | 0.3281E+00 | 0.5087E+00 | 0.4887E+00 | 0.7302E+00 | 0.3812E+00 | 0.2768E+00 | 0.7110E+00 |
| 0.7023E+01 | 0.7221E+01 | 0.8768E+01 | 0.8967E+01 | 0.1054E+02 | 0.1302E+02 | 0.1393E+02 | 0.9441E+01 | 0.7282E+01 | 0.4929E+01 | 0.4028E+01 | 0.4847E+01 |

STATISTICS ON NORMAL ANNUAL MEANS(ALL DAYS)

| MEAN | VARIANCE | STANDARD DEVIATION | SKEWNESS | COEFF. OF VARIATION | SERIAL CORR |
|---|---|---|---|---|---|
| 0.7107E+02 | 0.3303E+03 | 0.1817E+02 | 0.8161E+00 | 0.2557E+00 | 0.1014E+00 |

STATISTICS ON LOG MONTHLY MEANS(ALL DAYS)

| OCT | NOV | DEC | JAN | FEB | MARCH | APRIL | MAY | JUNE | JULY | AUG | SEPT |
|---|---|---|---|---|---|---|---|---|---|---|---|

BY ROWS(MEAN,VARIANCE,STANDARD DEVIATION, SKEWNESS, COEFF. OF VARIATION,PERCENTAGE OF AVERAGE FLOW)

| | | | | | | | | | | | |
|---|---|---|---|---|---|---|---|---|---|---|---|
| 0.1659E+01 | 0.1727E+01 | 0.1806E+01 | 0.1823E+01 | 0.1913E+01 | 0.2024E+01 | 0.2024E+01 | 0.1863E+01 | 0.1723E+01 | 0.1600E+01 | 0.1522E+01 | 0.1552E+01 |
| 0.7416E-01 | 0.5100E-01 | 0.6085E-01 | 0.5544E-01 | 0.3894E-01 | 0.1979E-01 | 0.4739E-01 | 0.3771E-01 | 0.5249E-01 | 0.2035E-01 | 0.1271E-01 | 0.4599E-01 |
| 0.2723E+00 | 0.2258E+00 | 0.2467E+00 | 0.2355E+00 | 0.1973E+00 | 0.1407E+00 | 0.2177E+00 | 0.1942E+00 | 0.2291E+00 | 0.1427E+00 | 0.1127E+00 | 0.2145E+00 |
| 0.1734E+01 | 0.8227E+00 | 0.2710E+00 | 0.1347E+00 | -0.1928E+00 | -0.1226E-01 | 0.1200E-01 | 0.3908E+00 | 0.1214E+01 | 0.9122E+00 | 0.6007E+00 | 0.1655E+01 |
| 0.1641E+00 | 0.1308E+00 | 0.1366E+00 | 0.1291E+00 | 0.1032E+00 | 0.6948E-01 | 0.1076E+00 | 0.1042E+00 | 0.1329E+00 | 0.8918E-01 | 0.7407E-01 | 0.1382E+00 |
| 0.7813E+01 | 0.8131E+01 | 0.8503E+01 | 0.8586E+01 | 0.9008E+01 | 0.9533E+01 | 0.9529E+01 | 0.8773E+01 | 0.8115E+01 | 0.7533E+01 | 0.7167E+01 | 0.7310E+01 |

STATISTICS ON LOG ANNUAL MEANS(ALL DAYS)

| MEAN | VARIANCE | STANDARD DEVIATION | SKEWNESS | COEFF. OF VARIATION | SERIAL CORR |
|---|---|---|---|---|---|
| 0.1838E+01 | 0.1211E-01 | 0.1100E+00 | -0.1201E+00 | 0.5986E-01 | 0.1840E+00 |

ANNUAL PEAKS

| | | | |
|---|---|---|---|
| 1945 | 2440 | 1960 | 1120 |
| 1946 | 715 | 1961 | 1020 |
| 1947 | 2140 | 1962 | 710 |
| 1948 | 1960 | 1963 | 460 |
| 1949 | 690 | 1964 | 282 |
| 1950 | 1720 | 1965 | 680 |
| 1951 | 1360 | 1966 | 1990 |
| 1952 | 1060 | 1967 | 890 |
| 1953 | 521 | 1968 | 1290 |
| 1954 | 1170 | 1969 | 616 |
| 1955 | 3110 | 1970 | 965 |
| 1956 | 1370 | 1971 | 708 |
| 1957 | 848 | 1972 | 1300 |
| 1958 | 490 | 1973 | 1400 |
| 1959 | 1420 | | |

## 04094500 Salt Creek near McCool, Ind.

LOCATION.--Lat 41°35'48", long 87°08'40", in SE¼SE¼ sec.6, T.36 N., R.6 W., Porter County, on left bank on downstream side of highway bridge, 50 ft (15 m) downstream from New York Central Railroad bridge, 1.2 miles (1.9 km) north of McCool, and 1.5 miles (2.4 km) upstream from Little Calumet River.

DRAINAGE AREA.--74.6 mi² (193.2 km²).

DURATION TABLE OF DAILY DISCHARGE FOR YEAR ENDING SEPTEMBER 30

| CLASS | 0 | 1 | 2 | 3 | 4 | 5 | 6 | 7 | 8 | 9 | 10 | 11 | 12 | 13 | 14 | 15 | 16 | 17 | 18 | 19 | 20 | 21 | 22 | 23 | 24 | 25 | 26 | 27 | 28 | 29 | 30 | 31 | 32 | 33 | 34 | CFS-DAYS |
|---|---|---|---|---|---|---|---|---|---|---|---|---|---|---|---|---|---|---|---|---|---|---|---|---|---|---|---|---|---|---|---|---|---|---|---|---|
| YEAR | NUMBER OF DAYS IN CLASS | | | | | | | | | | | | | | | | | | | | | | | | | | | | | | | | | | | |
| 1946 | . | | | | 8 | 60 | 50 | 54 | 51 | 30 | 16 | 20 | 16 | 12 | 9 | 10 | 4 | 6 | 5 | | 2 | 1 | 3 | 4 | 1 | 2 | | | 1 | | | | | | | 23356.0 |
| 1947 | | | | 1 | 7 | 36 | 50 | 47 | 56 | 34 | 22 | 19 | 12 | 13 | 8 | 12 | 13 | 3 | 6 | 4 | 5 | 5 | 3 | 3 | 2 | | 1 | 1 | | 1 | 1 | | | | | 28328.0 |
| 1948 | | | | | 48 | 50 | 51 | 39 | 50 | 16 | 23 | 23 | 13 | 9 | 9 | 6 | 4 | 2 | 2 | 5 | 2 | | 5 | 1 | 1 | 1 | 1 | 3 | 1 | | | | | 1 | | 25769.0 |
| 1949 | | | | 9 | 34 | 60 | 71 | 26 | 39 | 28 | 23 | 16 | 16 | 13 | 2 | 7 | 5 | 2 | 3 | | 4 | 4 | | 2 | 1 | | | | | | | | | | | 19261.0 |
| 1950 | | | | | | 5 | 65 | 41 | 33 | 28 | 27 | 21 | 26 | 16 | 9 | 22 | 12 | 5 | 13 | 5 | 4 | 7 | 7 | 3 | 4 | 6 | 2 | 2 | 1 | | | 1 | | | | 38297.0 |
| 1951 | | | | | | | 28 | 80 | 45 | 38 | 36 | 25 | 27 | 14 | 11 | 14 | 11 | 3 | 7 | 1 | 8 | 2 | 6 | 5 | 1 | | 2 | | | 1 | | | | | | 29855.0 |
| 1952 | | | | | | 6 | 40 | 33 | 36 | 16 | 42 | 36 | 51 | 24 | 19 | 11 | 14 | 7 | 4 | 4 | 5 | 5 | 5 | 3 | 1 | | 3 | 1 | | | | | | | | 31946.0 |
| 1953 | | | | 13 | 24 | 52 | 59 | 51 | 48 | 38 | 23 | 17 | 15 | 4 | 4 | 3 | 6 | 2 | | | 4 | | 2 | | | | | | | | | | | | | 17283.0 |
| 1954 | | | | 10 | 24 | 67 | 67 | 54 | 25 | 18 | 20 | 21 | 15 | 5 | 6 | 10 | 2 | 4 | 3 | 2 | 1 | 2 | 4 | 1 | 1 | 1 | 1 | 1 | | | | | | | | 21076.0 |
| 1955 | | | | | 18 | 29 | 55 | 18 | 29 | 52 | 28 | 29 | 28 | 14 | 15 | 2 | 10 | 6 | 8 | 4 | 3 | 3 | 3 | 6 | 1 | | | 1 | | | 1 | 1 | | | 1 | 31945.0 |
| 1956 | | | | | 17 | 36 | 51 | 47 | 66 | 35 | 34 | 19 | 14 | 7 | 7 | 9 | 4 | 2 | 4 | 3 | 1 | | 1 | 2 | 3 | 1 | 1 | 1 | 1 | | | | | | | 23362.0 |
| 1957 | | | | | 32 | 53 | 74 | 28 | 38 | 36 | 31 | 22 | 11 | 8 | 10 | 6 | 2 | 4 | 1 | 1 | 2 | | 1 | 2 | | 2 | 1 | | | | | | | | | 19755.0 |
| 1958 | | | | | 15 | 46 | 44 | 24 | 26 | 60 | 58 | 21 | 10 | 17 | 10 | 5 | 3 | 6 | 8 | | 4 | 4 | 2 | 1 | 1 | | | | | 2 | | | | | | 22723.0 |
| 1959 | | | | | 8 | 69 | 82 | 37 | 20 | 18 | 35 | 10 | 18 | 14 | 9 | 5 | 6 | 3 | 5 | 2 | 2 | 5 | 3 | 5 | 2 | 2 | 1 | 2 | | | | | | | | 27722.0 |
| 1960 | | | | | | 5 | 55 | 31 | 18 | 37 | 44 | 46 | 34 | 23 | 15 | 11 | 8 | 6 | 7 | 2 | 5 | 6 | 2 | 2 | 2 | 3 | 2 | 2 | | | | | | | | 31547.0 |
| 1961 | | | | | 1 | 39 | 98 | 67 | 18 | 43 | 25 | 13 | 14 | 5 | 10 | 6 | 6 | 2 | 2 | 3 | | 4 | 2 | 3 | 1 | 1 | 2 | | | | | | | | | 22208.0 |
| 1962 | | | | | | 78 | 37 | 21 | 17 | 43 | 45 | 32 | 30 | 12 | 10 | 12 | 3 | 7 | 4 | 2 | 3 | 4 | 1 | 2 | 2 | | | | | | | | | | | 23780.0 |
| 1963 | | | | 19 | 49 | 23 | 62 | 78 | 48 | 26 | 18 | 4 | 10 | 6 | 5 | 4 | 2 | 5 | 2 | 1 | 2 | 1 | | | | | | | | | | | | | | 16050.0 |
| 1964 | | | 25 | 45 | 35 | 43 | 66 | 34 | 30 | 18 | 19 | 11 | 11 | 8 | 3 | 7 | 3 | 1 | 1 | 2 | 3 | 1 | | | | | | | | | | | | | | 13232.0 |
| 1965 | | | | 3 | 85 | 51 | 41 | 30 | 22 | 14 | 9 | 24 | 10 | 12 | 9 | 10 | 13 | 6 | 2 | 6 | 5 | 4 | 3 | 1 | 3 | 1 | 1 | | | | | | | | | 24118.0 |
| 1966 | | | | | 40 | 39 | 26 | 36 | 53 | 33 | 29 | 18 | 20 | 14 | 7 | 6 | 7 | 8 | 9 | 6 | 5 | 3 | 1 | | 1 | | 2 | | | 1 | | 1 | | | | 26517.0 |
| 1967 | | | | | 9 | 50 | 43 | 36 | 38 | 28 | 38 | 16 | 22 | 16 | 17 | 12 | 10 | 6 | 6 | 6 | 3 | 1 | 3 | 1 | 2 | 1 | 1 | | | | | | | | | 25778.0 |
| 1968 | | | | | | | 46 | 45 | 48 | 42 | 28 | 30 | 36 | 20 | 11 | 15 | 9 | 4 | 7 | 7 | 4 | 2 | 3 | 2 | 3 | | 1 | 1 | | 1 | | | 1 | | | 31172.0 |
| 1969 | | | | | 2 | 46 | 22 | 36 | 42 | 68 | 27 | 21 | 15 | 8 | 18 | 15 | 6 | 5 | 6 | 9 | 9 | 4 | 3 | | 2 | 1 | | | | | | | | | | 27160.0 |
| 1970 | | | | | | 6 | 42 | 52 | 59 | 46 | 30 | 21 | 26 | 17 | 6 | 14 | 12 | 7 | 4 | 4 | 5 | 3 | | 4 | 2 | 4 | | | | 1 | | | | | | 28837.0 |
| 1971 | | | | | | 10 | 61 | 44 | 49 | 42 | 20 | 42 | 26 | 13 | 14 | 6 | 7 | 5 | 9 | 4 | 3 | 5 | | 2 | 1 | 1 | | | 1 | | | | | | | 25959.0 |
| 1972 | | | | | 1 | 23 | 78 | 38 | 43 | 26 | 20 | 28 | 23 | 21 | 14 | 14 | 9 | 4 | 4 | 6 | 3 | 2 | 2 | 3 | 1 | 1 | | 2 | | | | | | | | 26571.0 |
| 1973 | | | | | | 15 | 33 | 6 | 18 | 21 | 24 | 24 | 22 | 30 | 28 | 42 | 26 | 13 | 14 | 6 | 13 | 11 | 5 | 2 | 5 | 3 | | 2 | | 1 | 1 | | | | | 44120.0 |

| CLASS | CFS | TOTAL | ACCUM | PERCT | CLASS | CFS | TOTAL | ACCUM | PERCT | CLASS | CFS | TOTAL | ACCUM | PERCT | CLASS | CFS | TOTAL | ACCUM | PERCT |
|---|---|---|---|---|---|---|---|---|---|---|---|---|---|---|---|---|---|---|---|
| 0 | 0.00 | 0 | 10227 | 100.0 | 9 | 46.00 | 935 | 4935 | 48.3 | 18 | 170.0 | 147 | 707 | 6.9 | 27 | 660 | 19 | 41 | .4 |
| 1 | 14.00 | 25 | 10227 | 100.0 | 10 | 53.00 | 786 | 4000 | 39.1 | 19 | 200.0 | 96 | 560 | 5.5 | 28 | 760 | 5 | 22 | .2 |
| 2 | 16.00 | 45 | 10202 | 99.8 | 11 | 61.00 | 629 | 3214 | 31.4 | 20 | 230.0 | 108 | 464 | 4.5 | 29 | 880 | 8 | 17 | .1 |
| 3 | 19.00 | 90 | 10157 | 99.3 | 12 | 71.00 | 568 | 2585 | 25.3 | 21 | 270.0 | 88 | 356 | 3.5 | 30 | 1000 | 3 | 9 | |
| 4 | 22.00 | 465 | 10067 | 98.4 | 13 | 83.00 | 370 | 2017 | 19.7 | 22 | 310.0 | 70 | 268 | 2.6 | 31 | 1200 | 3 | 6 | |
| 5 | 25.00 | 1020 | 9602 | 93.9 | 14 | 96.00 | 299 | 1647 | 16.1 | 23 | 360.0 | 60 | 198 | 1.9 | 32 | 1400 | | 3 | |
| 6 | 29.00 | 1465 | 8582 | 83.9 | 15 | 110.00 | 292 | 1348 | 13.2 | 24 | 420.0 | 44 | 138 | 1.3 | 33 | 1600 | 2 | 3 | |
| 7 | 34.00 | 1129 | 7117 | 69.6 | 16 | 130.00 | 215 | 1056 | 10.3 | 25 | 490.0 | 31 | 94 | 0.9 | 34 | 1900 | 1 | 1 | |
| 8 | 39.00 | 1053 | 5988 | 58.6 | 17 | 150.00 | 134 | 841 | 8.2 | 26 | 570.0 | 22 | 63 | 0.6 | | | | | |

LOWEST MEAN DISCHARGE, IN CFS, AND RANKING, FOR THE FOLLOWING NUMBER OF CONSECUTIVE DAYS IN YEAR ENDING MARCH 31

| YEAR | 1 | 3 | 7 | 14 | 30 | 60 | 90 | 120 | 183 | ANNUAL |
|---|---|---|---|---|---|---|---|---|---|---|
| 1947 | 20.00 5 | 22.00 9 | 22.70 9 | 24.40 10 | 25.80 10 | 29.20 13 | 34.20 16 | 34.90 14 | 40.90 13 | 56.20 8 |
| 1948 | 23.00 13 | 23.00 13 | 23.10 12 | 24.90 14 | 27.30 15 | 33.40 21 | 36.00 19 | 36.00 15 | 42.60 16 | 89.30 22 |
| 1949 | 22.00 11 | 22.70 11 | 22.90 10 | 22.90 7 | 23.60 8 | 24.40 6 | 25.40 5 | 26.40 4 | 29.10 5 | 62.30 12 |
| 1950 | 20.00 6 | 20.00 4 | 20.00 3 | 21.00 4 | 22.30 3 | 23.90 4 | 27.20 8 | 28.70 8 | 33.20 7 | 78.90 18 |
| 1951 | 28.00 23 | 28.00 23 | 28.70 24 | 29.60 23 | 32.60 24 | 33.70 22 | 35.60 18 | 37.30 17 | 46.20 17 | 84.70 21 |
| 1952 | 30.00 27 | 30.70 27 | 32.10 27 | 34.70 27 | 36.90 27 | 51.90 27 | 57.90 27 | 57.10 27 | 70.70 26 | 100.00 26 |
| 1953 | 25.00 19 | 25.70 20 | 26.00 19 | 26.70 19 | 28.20 19 | 29.50 14 | 30.60 10 | 32.10 10 | 35.40 10 | 57.50 9 |
| 1954 | 19.00 2 | 20.00 5 | 20.40 4 | 20.90 3 | 23.00 4 | 23.80 3 | 25.00 3 | 25.90 3 | 28.70 4 | 48.20 3 |
| 1955 | 21.00 7 | 21.70 6 | 23.90 13 | 24.50 12 | 25.80 11 | 33.20 19 | 44.90 25 | 43.60 22 | 61.30 23 | 95.20 24 |
| 1956 | 22.00 8 | 22.00 7 | 22.60 7 | 24.40 11 | 27.90 17 | 32.00 17 | 36.50 20 | 38.20 18 | 42.40 15 | 54.70 6 |
| 1957 | 22.00 9 | 22.30 10 | 22.60 8 | 22.90 8 | 23.50 6 | 24.40 5 | 25.30 4 | 26.50 5 | 28.20 3 | 51.70 4 |
| 1958 | 23.00 12 | 23.00 12 | 23.10 11 | 23.50 9 | 24.30 9 | 28.70 11 | 35.20 17 | 45.90 23 | 53.70 20 | 72.20 15 |
| 1959 | 24.00 14 | 24.70 16 | 25.10 17 | 25.90 17 | 27.60 16 | 29.20 12 | 31.50 12 | 32.40 11 | 37.00 11 | 65.70 13 |
| 1960 | 24.00 15 | 24.00 14 | 24.60 14 | 25.30 15 | 26.30 14 | 34.30 23 | 54.10 26 | 55.40 26 | 63.60 25 | 89.80 23 |
| 1961 | 28.00 24 | 28.30 24 | 28.60 23 | 28.60 22 | 30.10 21 | 31.00 16 | 33.00 14 | 33.20 12 | 34.40 9 | 55.30 7 |
| 1962 | 24.00 16 | 25.30 19 | 26.30 20 | 26.70 18 | 28.00 18 | 38.10 25 | 37.80 22 | 39.50 20 | 56.20 22 | 82.20 19 |
| 1963 | 25.00 20 | 25.00 17 | 25.00 16 | 25.40 16 | 26.10 12 | 26.60 9 | 27.70 9 | 28.60 7 | 31.90 6 | 44.00 2 |
| 1964 | 19.00 3 | 19.00 2 | 19.30 2 | 20.30 2 | 21.90 2 | 22.10 2 | 22.90 2 | 24.10 2 | 26.60 2 | 37.80 1 |
| 1965 | 14.00 1 | 14.70 1 | 14.90 1 | 15.10 1 | 16.10 1 | 16.30 1 | 17.50 1 | 19.00 1 | 23.80 1 | 52.80 5 |
| 1966 | 20.00 4 | 20.00 3 | 21.30 5 | 22.30 5 | 23.60 7 | 24.60 7 | 26.50 6 | 30.50 9 | 49.10 18 | 73.40 16 |
| 1967 | 22.00 10 | 22.00 8 | 22.00 6 | 22.40 6 | 23.10 5 | 25.40 8 | 26.70 7 | 27.50 6 | 33.40 8 | 71.00 14 |
| 1968 | 26.00 21 | 26.00 21 | 26.60 21 | 26.80 20 | 28.70 20 | 30.40 15 | 32.80 13 | 36.70 16 | 49.40 19 | 83.80 20 |
| 1969 | 29.00 25 | 29.30 25 | 30.60 26 | 31.60 25 | 33.20 25 | 36.40 24 | 43.10 23 | 46.70 24 | 54.30 21 | 73.90 17 |
| 1970 | 24.00 17 | 24.30 15 | 24.70 15 | 24.90 13 | 26.10 13 | 26.90 10 | 30.80 11 | 34.70 13 | 40.80 12 | 61.30 11 |
| 1971 | 29.00 26 | 29.30 26 | 30.30 25 | 31.90 26 | 34.00 26 | 40.80 26 | 43.50 24 | 53.40 25 | 61.40 24 | 97.10 25 |
| 1972 | 27.00 22 | 27.30 22 | 28.10 22 | 31.00 24 | 31.80 23 | 33.30 20 | 37.20 21 | 40.60 21 | 41.10 14 | 59.30 10 |
| 1973 | 24.00 18 | 25.00 18 | 26.00 18 | 27.00 21 | 30.90 22 | 32.40 18 | 34.10 15 | 39.00 19 | 70.90 27 | 109.00 27 |

HIGHEST MEAN DISCHARGE, IN CFS, AND RANKING, FOR THE FOLLOWING NUMBER OF CONSECUTIVE DAYS IN YEAR ENDING SEPTEMBER 30

| YEAR | 1 | | 3 | | 7 | | 15 | | 30 | | 60 | | 90 | | 120 | | 183 | | ANNUAL | |
|---|---|---|---|---|---|---|---|---|---|---|---|---|---|---|---|---|---|---|---|---|
| 1946 | 793.0 | 12 | 517.0 | 17 | 331.0 | 18 | 243.0 | 13 | 151.0 | 22 | 98.0 | 24 | 102.0 | 22 | 88.1 | 22 | 88.3 | 19 | 64.0 | 19 |
| 1947 | 1030.0 | 7 | 784.0 | 5 | 452.0 | 5 | 296.0 | 7 | 262.0 | 2 | 202.0 | 3 | 177.0 | 2 | 145.0 | 4 | 116.0 | 6 | 77.6 | 9 |
| 1948 | 1850.0 | 2 | 1030.0 | 3 | 596.0 | 3 | 343.0 | 3 | 199.0 | 9 | 162.0 | 8 | 168.0 | 4 | 138.0 | 6 | 108.0 | 10 | 70.4 | 16 |
| 1949 | 425.0 | 25 | 397.0 | 23 | 269.0 | 23 | 186.0 | 24 | 133.0 | 24 | 105.0 | 23 | 96.0 | 23 | 86.0 | 24 | 73.3 | 25 | 52.8 | 25 |
| 1950 | 1280.0 | 5 | 759.0 | 6 | 426.0 | 9 | 291.0 | 8 | 222.0 | 6 | 208.0 | 1 | 187.0 | 1 | 184.0 | 1 | 165.0 | 1 | 105.0 | 2 |
| 1951 | 895.0 | 10 | 619.0 | 11 | 350.0 | 15 | 207.0 | 20 | 160.0 | 20 | 149.0 | 11 | 143.0 | 8 | 126.0 | 10 | 108.0 | 11 | 81.8 | 7 |
| 1952 | 750.0 | 14 | 580.0 | 13 | 364.0 | 13 | 230.0 | 14 | 169.0 | 17 | 133.0 | 18 | 132.0 | 12 | 122.0 | 11 | 119.0 | 4 | 87.3 | 4 |
| 1953 | 358.0 | 26 | 291.0 | 25 | 217.0 | 26 | 143.0 | 26 | 110.0 | 26 | 88.3 | 26 | 76.8 | 26 | 74.6 | 26 | 63.9 | 26 | 47.4 | 26 |
| 1954 | 700.0 | 17 | 531.0 | 16 | 299.0 | 19 | 195.0 | 23 | 160.0 | 18 | 136.0 | 16 | 117.0 | 16 | 98.4 | 19 | 83.5 | 21 | 57.7 | 23 |
| 1955 | 2740.0 | 1 | 1740.0 | 1 | 1010.0 | 1 | 592.0 | 1 | 345.0 | 1 | 202.0 | 2 | 163.0 | 6 | 146.0 | 3 | 129.0 | 3 | 87.5 | 3 |
| 1956 | 847.0 | 11 | 671.0 | 8 | 429.0 | 8 | 333.0 | 5 | 212.0 | 8 | 131.0 | 19 | 128.0 | 13 | 111.0 | 15 | 86.5 | 20 | 63.8 | 20 |
| 1957 | 605.0 | 20 | 513.0 | 18 | 355.0 | 14 | 213.0 | 17 | 151.0 | 21 | 110.0 | 22 | 92.5 | 24 | 87.5 | 23 | 76.2 | 24 | 54.1 | 24 |
| 1958 | 426.0 | 24 | 289.0 | 26 | 227.0 | 25 | 155.0 | 25 | 112.0 | 25 | 96.7 | 25 | 88.1 | 25 | 84.4 | 25 | 77.0 | 22 | 62.3 | 21 |
| 1959 | 970.0 | 8 | 658.0 | 9 | 452.0 | 6 | 337.0 | 4 | 255.0 | 3 | 186.0 | 6 | 165.0 | 5 | 139.0 | 5 | 117.0 | 5 | 76.0 | 10 |
| 1960 | 740.0 | 15 | 547.0 | 15 | 369.0 | 12 | 229.0 | 15 | 177.0 | 15 | 140.0 | 13 | 135.0 | 10 | 128.0 | 9 | 115.0 | 7 | 86.2 | 5 |
| 1961 | 628.0 | 18 | 505.0 | 19 | 411.0 | 11 | 288.0 | 9 | 179.0 | 14 | 137.0 | 15 | 112.0 | 20 | 94.6 | 20 | 76.9 | 23 | 60.8 | 22 |
| 1962 | 474.0 | 23 | 391.0 | 24 | 295.0 | 21 | 272.0 | 12 | 192.0 | 10 | 138.0 | 14 | 118.0 | 15 | 105.0 | 16 | 91.5 | 18 | 65.2 | 18 |
| 1963 | 270.0 | 27 | 223.0 | 27 | 181.0 | 27 | 140.0 | 27 | 101.0 | 27 | 73.4 | 28 | 68.1 | 27 | 61.1 | 27 | 56.2 | 27 | 44.0 | 27 |
| 1964 | 266.0 | 28 | 210.0 | 28 | 137.0 | 28 | 104.0 | 28 | 91.9 | 28 | 77.2 | 27 | 65.2 | 28 | 58.5 | 28 | 48.4 | 28 | 36.2 | 28 |
| 1965 | 590.0 | 21 | 446.0 | 21 | 275.0 | 22 | 196.0 | 22 | 160.0 | 19 | 154.0 | 9 | 127.0 | 14 | 118.0 | 12 | 93.7 | 16 | 66.1 | 17 |
| 1966 | 1350.0 | 4 | 911.0 | 4 | 514.0 | 4 | 304.0 | 6 | 189.0 | 13 | 125.0 | 21 | 116.0 | 17 | 104.0 | 17 | 106.0 | 13 | 72.6 | 13 |
| 1967 | 610.0 | 19 | 489.0 | 20 | 296.0 | 20 | 227.0 | 16 | 190.0 | 12 | 152.0 | 10 | 133.0 | 11 | 114.0 | 13 | 102.0 | 14 | 70.6 | 15 |
| 1968 | 1620.0 | 3 | 1040.0 | 2 | 734.0 | 2 | 432.0 | 2 | 243.0 | 4 | 167.0 | 7 | 139.0 | 9 | 130.0 | 8 | 113.0 | 8 | 85.2 | 6 |
| 1969 | 496.0 | 22 | 400.0 | 22 | 255.0 | 24 | 210.0 | 19 | 169.0 | 16 | 134.0 | 17 | 113.0 | 18 | 114.0 | 14 | 107.0 | 12 | 74.4 | 11 |
| 1970 | 900.0 | 9 | 637.0 | 10 | 425.0 | 10 | 280.0 | 10 | 220.0 | 7 | 197.0 | 5 | 160.0 | 7 | 137.0 | 7 | 110.0 | 9 | 79.0 | 8 |
| 1971 | 780.0 | 13 | 592.0 | 12 | 337.0 | 17 | 211.0 | 18 | 191.0 | 11 | 145.0 | 12 | 112.0 | 19 | 98.8 | 18 | 94.6 | 15 | 71.1 | 14 |
| 1972 | 716.0 | 16 | 567.0 | 14 | 339.0 | 16 | 204.0 | 21 | 139.0 | 23 | 128.0 | 20 | 107.0 | 21 | 94.3 | 21 | 92.7 | 17 | 72.6 | 12 |
| 1973 | 1110.0 | 6 | 704.0 | 7 | 449.0 | 7 | 279.0 | 11 | 225.0 | 5 | 199.0 | 4 | 176.0 | 3 | 163.0 | 2 | 161.0 | 2 | 121.0 | 1 |

STATISTICS ON NORMAL MONTHLY MEANS(ALL DAYS)

| OCT | NOV | DEC | JAN | FEB | MARCH | APRIL | MAY | JUNE | JULY | AUG | SEPT |
|---|---|---|---|---|---|---|---|---|---|---|---|
| BY ROWS(MEAN,VARIANCE,STANDARD DEVIATION, SKEWNESS, COEFF. OF VARIATION,PERCENTAGE OF AVERAGE FLOW) | | | | | | | | | | | |
| 0.5796E+02 | 0.6082E+02 | 0.7026E+02 | 0.7659E+02 | 0.9411E+02 | 0.1089E+03 | 0.1181E+03 | 0.7987E+02 | 0.6448E+02 | 0.4531E+02 | 0.3723E+02 | 0.4214E+02 |
| 0.3531E+04 | 0.1483E+04 | 0.1654E+04 | 0.1675E+04 | 0.2682E+04 | 0.1240E+04 | 0.3189E+04 | 0.1770E+04 | 0.1578E+04 | 0.3880E+03 | 0.1523E+03 | 0.7522E+03 |
| 0.5942E+02 | 0.3851E+02 | 0.4067E+02 | 0.4092E+02 | 0.5179E+02 | 0.3522E+02 | 0.5647E+02 | 0.4208E+02 | 0.3972E+02 | 0.1970E+02 | 0.1234E+02 | 0.2743E+02 |
| 0.4000E+01 | 0.1997E+01 | 0.1163E+01 | 0.8976E+00 | 0.1300E+01 | 0.9854E+00 | 0.5598E+00 | 0.1243E+01 | 0.1438E+01 | 0.1635E+01 | 0.8478E+00 | 0.2324E+01 |
| 0.1025E+01 | 0.6332E+00 | 0.5789E+00 | 0.5343E+00 | 0.5503E+00 | 0.3233E+00 | 0.4780E+00 | 0.5268E+00 | 0.6160E+00 | 0.4347E+00 | 0.3315E+00 | 0.6509E+00 |
| 0.6773E+01 | 0.7107E+01 | 0.8209E+01 | 0.8949E+01 | 0.1100E+02 | 0.1273E+02 | 0.1380E+02 | 0.9333E+01 | 0.7534E+01 | 0.5295E+01 | 0.4350E+01 | 0.4924E+01 |

STATISTICS ON NORMAL ANNUAL MEANS(ALL DAYS)

| MEAN | VARIANCE | STANDARD DEVIATION | SKEWNESS | COEFF. OF VARIATION | SERIAL CORR |
|---|---|---|---|---|---|
| 0.7116E+02 | 0.3152E+03 | 0.1775E+02 | 0.6080E+00 | 0.2495E+00 | 0.1571E+00 |

STATISTICS ON LOG MONTHLY MEANS(ALL DAYS)

| OCT | NOV | DEC | JAN | FEB | MARCH | APRIL | MAY | JUNE | JULY | AUG | SEPT |
|---|---|---|---|---|---|---|---|---|---|---|---|
| BY ROWS(MEAN,VARIANCE,STANDARD DEVIATION, SKEWNESS, COEFF. OF VARIATION,PERCENTAGE OF AVERAGE FLOW) | | | | | | | | | | | |
| 0.1661E+01 | 0.1722E+01 | 0.1784E+01 | 0.1828E+01 | 0.1918E+01 | 0.2017E+01 | 0.2021E+01 | 0.1852E+01 | 0.1744E+01 | 0.1623E+01 | 0.1549E+01 | 0.1567E+01 |
| 0.6956E-01 | 0.4960E-01 | 0.5417E-01 | 0.5007E-01 | 0.4901E-01 | 0.1804E-01 | 0.4966E-01 | 0.4307E-01 | 0.5462E-01 | 0.2863E-01 | 0.1992E-01 | 0.4195E-01 |
| 0.2637E+00 | 0.2227E+00 | 0.2327E+00 | 0.2238E+00 | 0.2214E+00 | 0.1343E+00 | 0.2228E+00 | 0.2075E+00 | 0.2337E+00 | 0.1692E+00 | 0.1411E+00 | 0.2048E+00 |
| 0.1426E+01 | 0.8658E+00 | 0.4074E+00 | 0.3028E+00 | 0.2898E+00 | 0.2319E+00 | -0.2879E+00 | 0.4745E+00 | 0.6155E+00 | 0.4362E+00 | 0.2202E-01 | 0.1505E+01 |
| 0.1588E+00 | 0.1293E+00 | 0.1305E+00 | 0.1224E+00 | 0.1155E+00 | 0.6660E-01 | 0.1103E+00 | 0.1121E+00 | 0.1340E+00 | 0.1043E+00 | 0.9112E-01 | 0.1307E+00 |
| 0.7803E+01 | 0.8090E+01 | 0.8382E+01 | 0.8586E+01 | 0.9009E+01 | 0.9475E+01 | 0.9494E+01 | 0.8701E+01 | 0.8193E+01 | 0.7624E+01 | 0.7277E+01 | 0.7364E+01 |

STATISTICS ON LOG ANNUAL MEANS(ALL DAYS)

| MEAN | VARIANCE | STANDARD DEVIATION | SKEWNESS | COEFF. OF VARIATION | SERIAL CORR |
|---|---|---|---|---|---|
| 0.1839E+01 | 0.1221E-01 | 0.1105E+00 | -0.3711E+00 | 0.6007E-01 | 0.2226E+00 |

ANNUAL PEAKS

| | | | |
|---|---|---|---|
| 1945 | 990 | 1960 | 980 |
| 1946 | 1280 | 1961 | 780 |
| 1947 | 1580 | 1962 | 578 |
| 1948 | 1910 | 1963 | 290 |
| 1949 | 525 | 1964 | 290 |
| 1950 | 1700 | 1965 | 700 |
| 1951 | 970 | 1966 | 1610 |
| 1952 | 912 | 1967 | 805 |
| 1953 | 454 | 1968 | 1780 |
| 1954 | 910 | 1969 | 578 |
| 1955 | 3180 | 1970 | 900 |
| 1956 | 1280 | 1971 | 780 |
| 1957 | 725 | 1972 | 894 |
| 1958 | 456 | 1973 | 1490 |
| 1959 | 1200 | | |

## 04095300 Trail Creek at Michigan City, Ind.

LOCATION.--Lat 41°43'00", long 86°51'35", in SW¼NE¼ sec.27, T.38 N., R.4 W., LaPorte County, on left downstream wingwall of bridge on Springland Avenue in Michigan City, 1.0 mile (1.6 km) upstream from Otter Creek, and 4.2 miles (6.8 km) upstream from mouth.

DRAINAGE AREA.--54.1 mi² (140.1 km²).

### DURATION TABLE OF DAILY DISCHARGE FOR YEAR ENDING SEPTEMBER 30

| CLASS | 0 | 1 | 2 | 3 | 4 | 5 | 6 | 7 | 8 | 9 | 10 | 11 | 12 | 13 | 14 | 15 | 16 | 17 | 18 | 19 | 20 | 21 | 22 | 23 | 24 | 25 | 26 | 27 | 28 | 29 | 30 | 31 | 32 | 33 | 34 | CFS-DAYS |
|---|---|---|---|---|---|---|---|---|---|---|---|---|---|---|---|---|---|---|---|---|---|---|---|---|---|---|---|---|---|---|---|---|---|---|---|---|
| YEAR | NUMBER OF DAYS IN CLASS | | | | | | | | | | | | | | | | | | | | | | | | | | | | | | | | | | | |
| 1969 | | | | 31 | 11 | 11 | 6 | 9 | 10 | 12 | 17 | 3 | 1 | | 2 | | 3 | | 2 | | 1 | | 1 | 1 | | 1 | | | | | | | | | | 6188.0 |
| 1970 | | | 5 | 13 | 21 | 37 | 29 | 33 | 53 | 40 | 36 | 18 | 13 | 19 | 8 | 10 | 5 | 3 | 5 | 3 | 1 | 2 | 2 | 3 | 1 | 1 | | 2 | 1 | | 1 | | | | | 22765.0 |
| 1971 | | 2 | 8 | 23 | 29 | 41 | 41 | 53 | 38 | 28 | 26 | 20 | 7 | 8 | 8 | 7 | 5 | 8 | 4 | 2 | 4 | 1 | | | 1 | | | | | 1 | | | | | | 19488.0 |
| 1972 | | | 1 | 18 | 22 | 54 | 43 | 25 | 21 | 26 | 32 | 28 | 20 | 19 | 16 | 12 | 2 | 6 | 4 | 2 | 1 | 3 | 4 | 1 | 3 | | 1 | | | 1 | 1 | | | | | 23018.0 |
| 1973 | | | | 9 | 18 | 28 | 13 | 10 | 8 | 6 | 25 | 19 | 38 | 39 | 28 | 39 | 21 | 9 | 14 | 7 | 6 | 7 | 1 | 3 | 7 | 2 | 1 | 1 | | 3 | 1 | | | 2 | | 34599.0 |

| CLASS | CFS | TOTAL | ACCUM | PERCT | CLASS | CFS | TOTAL | ACCUM | PERCT | CLASS | CFS | TOTAL | ACCUM | PERCT | CLASS | CFS | TOTAL | ACCUM | PERCT |
|---|---|---|---|---|---|---|---|---|---|---|---|---|---|---|---|---|---|---|---|
| 0 | 0.00 | 0 | 1583 | 100.0 | 9 | 50.00 | 112 | 809 | 51.1 | 18 | 130.0 | 29 | 117 | 7.4 | 27 | 350 | 3 | 14 | .8 |
| 1 | 21.00 | 2 | 1583 | 100.0 | 10 | 55.00 | 136 | 697 | 44.0 | 19 | 150.0 | 14 | 88 | 5.6 | 28 | 380 | 1 | 11 | .6 |
| 2 | 23.00 | 14 | 1581 | 99.9 | 11 | 62.00 | 88 | 561 | 35.4 | 20 | 160.0 | 13 | 74 | 4.7 | 29 | 430 | 5 | 10 | .6 |
| 3 | 26.00 | 94 | 1567 | 99.0 | 12 | 69.00 | 79 | 473 | 29.9 | 21 | 180.0 | 13 | 61 | 3.9 | 30 | 480 | 3 | 5 | .3 |
| 4 | 29.00 | 101 | 1473 | 93.1 | 13 | 76.00 | 85 | 394 | 24.9 | 22 | 200.0 | 8 | 48 | 3.0 | 31 | 530 | | 2 | .1 |
| 5 | 32.00 | 171 | 1372 | 86.7 | 14 | 85.00 | 62 | 309 | 19.5 | 23 | 220.0 | 8 | 40 | 2.5 | 32 | 590 | | 2 | .1 |
| 6 | 36.00 | 132 | 1201 | 75.9 | 15 | 95.00 | 68 | 247 | 15.6 | 24 | 250.0 | 12 | 32 | 2.0 | 33 | 660 | | 2 | .1 |
| 7 | 40.00 | 130 | 1069 | 67.5 | 16 | 110.00 | 36 | 179 | 11.3 | 25 | 280.0 | 4 | 20 | 1.3 | 34 | 730 | 2 | 2 | .1 |
| 8 | 45.00 | 130 | 939 | 59.3 | 17 | 120.00 | 26 | 143 | 9.0 | 26 | 310.0 | 2 | 16 | 1.0 | | | | | |

### LOWEST MEAN DISCHARGE, IN CFS, AND RANKING, FOR THE FOLLOWING NUMBER OF CONSECUTIVE DAYS IN YEAR ENDING MARCH 31

| YEAR | 1 | | 3 | | 7 | | 14 | | 30 | | 60 | | 90 | | 120 | | 183 | | ANNUAL | |
|---|---|---|---|---|---|---|---|---|---|---|---|---|---|---|---|---|---|---|---|---|
| 1971 | 23.00 | 2 | 23.70 | 2 | 24.70 | 2 | 27.20 | 2 | 28.30 | 2 | 32.70 | 2 | 37.10 | 3 | 39.80 | 3 | 47.10 | 2 | 68.30 | 2 |
| 1972 | 21.00 | 1 | 22.70 | 1 | 23.30 | 1 | 25.50 | 1 | 27.70 | 1 | 29.60 | 1 | 30.50 | 1 | 32.90 | 1 | 34.90 | 1 | 53.00 | 1 |
| 1973 | 25.00 | 3 | 26.00 | 3 | 27.10 | 3 | 28.60 | 3 | 33.30 | 3 | 34.60 | 3 | 35.40 | 2 | 37.70 | 2 | 55.00 | 3 | 85.40 | 3 |

### HIGHEST MEAN DISCHARGE, IN CFS, AND RANKING, FOR THE FOLLOWING NUMBER OF CONSECUTIVE DAYS IN YEAR ENDING SEPTEMBER 30

| YEAR | 1 | | 3 | | 7 | | 15 | | 30 | | 60 | | 90 | | 120 | | 183 | | ANNUAL | |
|---|---|---|---|---|---|---|---|---|---|---|---|---|---|---|---|---|---|---|---|---|
| 1970 | 482.0 | 3 | 349.0 | 3 | 270.0 | 2 | 188.0 | 2 | 154.0 | 2 | 126.0 | 2 | 105.0 | 2 | 97.0 | 2 | 80.4 | 3 | 62.4 | 3 |
| 1971 | 464.0 | 4 | 298.0 | 4 | 177.0 | 4 | 123.0 | 4 | 107.0 | 4 | 94.2 | 4 | 78.0 | 4 | 73.8 | 4 | 69.5 | 4 | 53.4 | 4 |
| 1972 | 489.0 | 2 | 385.0 | 2 | 245.0 | 3 | 153.0 | 3 | 126.0 | 3 | 105.0 | 3 | 91.4 | 3 | 87.6 | 3 | 81.3 | 2 | 62.9 | 2 |
| 1973 | 788.0 | 1 | 505.0 | 1 | 320.0 | 1 | 210.0 | 1 | 166.0 | 1 | 148.0 | 1 | 135.0 | 1 | 126.0 | 1 | 125.0 | 1 | 94.8 | 1 |

### STATISTICS ON NORMAL MONTHLY MEANS(ALL DAYS)

| OCT | NOV | DEC | JAN | FEB | MARCH | APRIL | MAY | JUNE | JULY | AUG | SEPT |
|---|---|---|---|---|---|---|---|---|---|---|---|
| BY ROWS(MEAN,VARIANCE,STANDARD DEVIATION, SKEWNESS, COEFF. OF VARIATION,PERCENTAGE OF AVERAGE FLOW) | | | | | | | | | | | |
| 0.5660E+02 | 0.7767E+02 | 0.8302E+02 | 0.7235E+02 | 0.7970E+02 | 0.9114E+02 | 0.1086E+03 | 0.7546E+02 | 0.5632E+02 | 0.3805E+02 | 0.3231E+02 | 0.5086E+02 |
| 0.4497E+03 | 0.1794E+04 | 0.1677E+04 | 0.1254E+04 | 0.4620E+03 | 0.4241E+03 | 0.2765E+04 | 0.4414E+03 | 0.1118E+04 | 0.5004E+02 | 0.8659E+01 | 0.4926E+03 |
| 0.2121E+02 | 0.4236E+02 | 0.4095E+02 | 0.3542E+02 | 0.2149E+02 | 0.2059E+02 | 0.5258E+02 | 0.2101E+02 | 0.3344E+02 | 0.7074E+01 | 0.2943E+01 | 0.2220E+02 |
| 0.1479E+01 | 0.1263E+01 | 0.1470E+01 | 0.7607E+00 | 0.6706E+00 | -0.3905E+00 | -0.3732E+00 | -0.1134E+01 | 0.1774E+01 | -0.7466E+00 | 0.1485E-01 | 0.1685E+01 |
| 0.3747E+00 | 0.5454E+00 | 0.4933E+00 | 0.4895E+00 | 0.2697E+00 | 0.2260E+00 | 0.4840E+00 | 0.2784E+00 | 0.5937E+00 | 0.1859E+00 | 0.9106E-01 | 0.4364E+00 |
| 0.6884E+01 | 0.9447E+01 | 0.1010E+02 | 0.8801E+01 | 0.9695E+01 | 0.1109E+02 | 0.1321E+02 | 0.9179E+01 | 0.6850E+01 | 0.4628E+01 | 0.3931E+01 | 0.6186E+01 |

### STATISTICS ON NORMAL ANNUAL MEANS(ALL DAYS)

| MEAN | VARIANCE | STANDARD DEVIATION | SKEWNESS | COEFF. OF VARIATION | SERIAL CORR |
|---|---|---|---|---|---|
| 0.6836E+02 | 0.3295E+03 | 0.1815E+02 | 0.1642E+01 | 0.2655E+00 | 0.3444E+00 |

STATISTICS ON LOG MONTHLY MEANS(ALL DAYS)

| OCT | NOV | DEC | JAN | FEB | MARCH | APRIL | MAY | JUNE | JULY | AUG | SEPT |
|---|---|---|---|---|---|---|---|---|---|---|---|
| BY ROWS(MEAN,VARIANCE,STANDARD DEVIATION, SKEWNESS, COEFF. OF VARIATION,PERCENTAGE OF AVERAGE FLOW) | | | | | | | | | | | |
| 0.1732E+01 | 0.1844E+01 | 0.1884E+01 | 0.1820E+01 | 0.1890E+01 | 0.1951E+01 | 0.1989E+01 | 0.1863E+01 | 0.1702E+01 | 0.1574E+01 | 0.1508E+01 | 0.1679E+01 |
| 0.2271E-01 | 0.5348E-01 | 0.3915E-01 | 0.4551E-01 | 0.1329E-01 | 0.1047E-01 | 0.6009E-01 | 0.1866E-01 | 0.5059E-01 | 0.7225E-02 | 0.1577E-02 | 0.2903E-01 |
| 0.1507E+00 | 0.2312E+00 | 0.1979E+00 | 0.2133E+00 | 0.1153E+00 | 0.1023E+00 | 0.2451E+00 | 0.1366E+00 | 0.2249E+00 | 0.8500E-01 | 0.3971E-01 | 0.1704E+00 |
| 0.1068E+01 | 0.3159E+00 | 0.9523E+00 | 0.2751E+00 | 0.4050E+00 | -0.5524E+00 | -0.7875E+00 | -0.1396E+01 | 0.1473E+01 | -0.9492E+00 | -0.1528E+00 | 0.1340E+01 |
| 0.8699E-01 | 0.1254E+00 | 0.1050E+00 | 0.1172E+00 | 0.6100E-01 | 0.5245E-01 | 0.1232E+00 | 0.7333E-01 | 0.1321E+00 | 0.5399E-01 | 0.2633E-01 | 0.1015E+00 |
| 0.8080E+01 | 0.8601E+01 | 0.8787E+01 | 0.8491E+01 | 0.8816E+01 | 0.9101E+01 | 0.9279E+01 | 0.8690E+01 | 0.7942E+01 | 0.7344E+01 | 0.7035E+01 | 0.7834E+01 |

STATISTICS ON LOG ANNUAL MEANS(ALL DAYS)

| MEAN | VARIANCE | STANDARD DEVIATION | SKEWNESS | COEFF. OF VARIATION | SERIAL CORR |
|---|---|---|---|---|---|
| 0.1824E+01 | 0.1138E-01 | 0.1067E+00 | 0.1416E+01 | 0.5847E-01 | 0.2842E+00 |

ANNUAL PEAKS

| | |
|---|---|
| 1969 | 381 |
| 1970 | 602 |
| 1971 | 560 |
| 1972 | 714 |
| 1973 | 1110 |

04096100 Galena River near LaPorte, Ind.

LOCATION.--Lat 41°44'54", long 86°40'30", in SE¼NW¼ sec.17, T.38 N., R.2 W., LaPorte County, on left bank at downstream side of bridge on County Road 125 East, 1.3 miles (2.1 km) upstream from Indiana-Michigan State line, and 9.8 miles (15.8 km) north of Court House in LaPorte.

DRAINAGE AREA.--17.2 $mi^2$ (44.5 $km^2$).

DURATION TABLE OF DAILY DISCHARGE FOR YEAR ENDING SEPTEMBER 30

| CLASS | 0 | 1 | 2 | 3 | 4 | 5 | 6 | 7 | 8 | 9 | 10 | 11 | 12 | 13 | 14 | 15 | 16 | 17 | 18 | 19 | 20 | 21 | 22 | 23 | 24 | 25 | 26 | 27 | 28 | 29 | 30 | 31 | 32 | 33 | 34 | |
|---|---|---|---|---|---|---|---|---|---|---|---|---|---|---|---|---|---|---|---|---|---|---|---|---|---|---|---|---|---|---|---|---|---|---|---|---|
| YEAR | NUMBER OF DAYS IN CLASS | | | | | | | | | | | | | | | | | | | | | | | | | | | | | | | | | | | CFS-DAYS |
| 1970 | | 4 | 2 | 6 | 12 | 16 | 21 | 13 | 15 | 11 | 14 | 13 | 33 | 43 | 20 | 31 | 23 | 21 | 15 | 12 | 8 | 10 | 3 | 4 | 2 | 4 | 1 | 3 | | 2 | 1 | 1 | 1 | | | 8670.0 |
| 1971 | | | | 4 | 15 | 22 | 11 | 17 | 17 | 27 | 45 | 27 | 30 | 25 | 20 | 19 | 23 | 15 | 7 | 9 | 5 | 5 | 11 | 4 | 3 | | 1 | 1 | | | | 1 | | | 1 | 7824.5 |
| 1972 | | | | 5 | 8 | 16 | 12 | 8 | 16 | 11 | 40 | 11 | 23 | 21 | 28 | 26 | 40 | 23 | 19 | 11 | 11 | 14 | 2 | 2 | 6 | 5 | 1 | 3 | 1 | 1 | | 1 | | 1 | | 9156.1 |
| 1973 | | 2 | 2 | 2 | 5 | 14 | 13 | 6 | 4 | 12 | 12 | 7 | 20 | 13 | 17 | 18 | 40 | 26 | 36 | 27 | 25 | 17 | 12 | 10 | 2 | 2 | 5 | 3 | 4 | 3 | | | 2 | 4 | | 11434.1 |

| CLASS | CFS | TOTAL | ACCUM | PERCT | CLASS | CFS | TOTAL | ACCUM | PERCT | CLASS | CFS | TOTAL | ACCUM | PERCT | CLASS | CFS | TOTAL | ACCUM | PERCT |
|---|---|---|---|---|---|---|---|---|---|---|---|---|---|---|---|---|---|---|---|
| 0 | 0.00 | 0 | 1461 | 100.0 | 9 | 14.00 | 61 | 1173 | 80.3 | 18 | 32.0 | 77 | 345 | 23.6 | 27 | 72 | 10 | 34 | 2.3 |
| 1 | 6.60 | 6 | 1461 | 100.0 | 10 | 15.00 | 111 | 1112 | 76.1 | 19 | 35.0 | 59 | 268 | 18.3 | 28 | 79 | 5 | 24 | 1.6 |
| 2 | 7.30 | 4 | 1455 | 99.6 | 11 | 17.00 | 58 | 1001 | 68.5 | 20 | 38.0 | 49 | 209 | 14.3 | 29 | 86 | 6 | 19 | 1.3 |
| 3 | 8.00 | 17 | 1451 | 99.3 | 12 | 18.00 | 106 | 943 | 64.5 | 21 | 42.0 | 46 | 160 | 11.0 | 30 | 94 | 1 | 13 | .8 |
| 4 | 8.80 | 40 | 1434 | 98.2 | 13 | 20.00 | 102 | 837 | 57.3 | 22 | 46.0 | 28 | 114 | 7.8 | 31 | 100 | 3 | 12 | .8 |
| 5 | 9.70 | 68 | 1394 | 95.4 | 14 | 22.00 | 85 | 735 | 50.3 | 23 | 50.0 | 20 | 86 | 5.9 | 32 | 110 | 3 | 9 | .6 |
| 6 | 11.00 | 57 | 1326 | 90.8 | 15 | 24.00 | 94 | 650 | 44.5 | 24 | 55.0 | 13 | 66 | 4.5 | 33 | 120 | 5 | 6 | .4 |
| 7 | 12.00 | 44 | 1269 | 86.9 | 16 | 26.00 | 126 | 556 | 38.1 | 25 | 60.0 | 11 | 53 | 3.6 | 34 | 140 | 1 | 1 | |
| 8 | 13.00 | 52 | 1225 | 83.8 | 17 | 29.00 | 85 | 430 | 29.4 | 26 | 66.0 | 8 | 42 | 2.9 | | | | | |

LOWEST MEAN DISCHARGE, IN CFS, AND RANKING, FOR THE FOLLOWING NUMBER OF CONSECUTIVE DAYS IN YEAR ENDING MARCH 31

| YEAR | 1 | | 3 | | 7 | | 14 | | 30 | | 60 | | 90 | | 120 | | 183 | | ANNUAL | |
|---|---|---|---|---|---|---|---|---|---|---|---|---|---|---|---|---|---|---|---|---|
| 1971 | 6.90 | 1 | 7.10 | 1 | 7.60 | 1 | 9.20 | 1 | 9.40 | 1 | 11.90 | 2 | 12.70 | 2 | 14.90 | 3 | 18.70 | 2 | 25.90 | 2 |
| 1972 | 8.10 | 2 | 8.70 | 3 | 9.00 | 3 | 9.50 | 2 | 10.20 | 2 | 11.50 | 1 | 11.80 | 1 | 12.60 | 1 | 15.00 | 1 | 22.10 | 1 |
| 1973 | 8.10 | 3 | 8.30 | 2 | 8.90 | 2 | 9.90 | 3 | 12.00 | 3 | 12.70 | 3 | 13.30 | 3 | 14.40 | 2 | 20.40 | 3 | 29.10 | 3 |

HIGHEST MEAN DISCHARGE, IN CFS, AND RANKING, FOR THE FOLLOWING NUMBER OF CONSECUTIVE DAYS IN YEAR ENDING SEPTEMBER 30

| YEAR | 1 | | 3 | | 7 | | 15 | | 30 | | 60 | | 90 | | 120 | | 183 | | ANNUAL | |
|---|---|---|---|---|---|---|---|---|---|---|---|---|---|---|---|---|---|---|---|---|
| 1970 | 115.0 | 4 | 88.3 | 4 | 74.6 | 2 | 58.0 | 2 | 52.5 | 1 | 42.3 | 2 | 37.9 | 2 | 35.0 | 2 | 29.7 | 3 | 23.8 | 3 |
| 1971 | 180.0 | 1 | 117.0 | 1 | 68.7 | 4 | 47.5 | 4 | 43.8 | 3 | 38.4 | 3 | 31.4 | 4 | 29.9 | 4 | 28.0 | 4 | 21.4 | 4 |
| 1972 | 136.0 | 2 | 100.0 | 3 | 71.3 | 3 | 52.0 | 3 | 43.5 | 4 | 37.1 | 4 | 34.7 | 3 | 34.3 | 3 | 31.8 | 2 | 25.0 | 2 |
| 1973 | 133.0 | 3 | 105.0 | 2 | 76.9 | 1 | 63.5 | 1 | 48.6 | 2 | 45.7 | 1 | 42.9 | 1 | 40.8 | 1 | 39.3 | 1 | 31.3 | 1 |

STATISTICS ON NORMAL MONTHLY MEANS(ALL DAYS)

| OCT | NOV | DEC | JAN | FEB | MARCH | APRIL | MAY | JUNE | JULY | AUG | SEPT |
|---|---|---|---|---|---|---|---|---|---|---|---|
| BY ROWS(MEAN,VARIANCE,STANDARD DEVIATION, SKEWNESS, COEFF. OF VARIATION,PERCENTAGE OF AVERAGE FLOW) | | | | | | | | | | | |
| 0.2485E+02 | 0.2862E+02 | 0.3132E+02 | 0.2485E+02 | 0.3073E+02 | 0.3611E+02 | 0.3483E+02 | 0.2589E+02 | 0.2065E+02 | 0.1427E+02 | 0.1174E+02 | 0.2137E+02 |
| 0.3772E+02 | 0.1157E+03 | 0.1063E+03 | 0.1068E+03 | 0.6705E+02 | 0.2452E+02 | 0.2002E+03 | 0.4059E+02 | 0.1404E+03 | 0.6152E+01 | 0.2785E+01 | 0.5035E+02 |
| 0.6141E+01 | 0.1076E+02 | 0.1031E+02 | 0.1033E+02 | 0.8188E+01 | 0.4952E+01 | 0.1415E+02 | 0.6371E+01 | 0.1185E+02 | 0.2480E+01 | 0.1669E+01 | 0.7096E+01 |
| 0.1698E+01 | 0.9107E+00 | 0.5310E+00 | 0.2705E+00 | 0.1700E+01 | 0.1056E+01 | -0.1513E+00 | -0.1488E+01 | 0.1773E+01 | 0.1030E+01 | 0.3463E-01 | -0.4384E+00 |
| 0.2471E+00 | 0.3758E+00 | 0.3292E+00 | 0.4158E+00 | 0.2665E+00 | 0.1371E+00 | 0.4062E+00 | 0.2461E+00 | 0.5738E+00 | 0.1738E+00 | 0.1421E+00 | 0.3320E+00 |
| 0.8143E+01 | 0.9378E+01 | 0.1026E+02 | 0.8140E+01 | 0.1007E+02 | 0.1183E+02 | 0.1141E+02 | 0.8481E+01 | 0.6764E+01 | 0.4677E+01 | 0.3847E+01 | 0.7002E+01 |

STATISTICS ON NORMAL ANNUAL MEANS(ALL DAYS)

| MEAN | VARIANCE | STANDARD DEVIATION | SKEWNESS | COEFF. OF VARIATION | SERIAL CORR |
|---|---|---|---|---|---|
| 0.2538E+02 | 0.1789E+02 | 0.4230E+01 | 0.1269E+01 | 0.1667E+00 | 0.4911E+00 |

STATISTICS ON LOG MONTHLY MEANS(ALL DAYS)

| OCT | NOV | DEC | JAN | FEB | MARCH | APRIL | MAY | JUNE | JULY | AUG | SEPT |
|---|---|---|---|---|---|---|---|---|---|---|---|
| BY ROWS(MEAN,VARIANCE,STANDARD DEVIATION, SKEWNESS, COEFF. OF VARIATION,PERCENTAGE OF AVERAGE FLOW) | | | | | | | | | | | |
| 0.1386E+01 | 0.1434E+01 | 0.1478E+01 | 0.1366E+01 | 0.1477E+01 | 0.1555E+01 | 0.1511E+01 | 0.1401E+01 | 0.1270E+01 | 0.1150E+01 | 0.1066E+01 | 0.1309E+01 |
| 0.9844E-02 | 0.2624E-01 | 0.2048E-01 | 0.3428E-01 | 0.1132E-01 | 0.3361E-02 | 0.3794E-01 | 0.1476E-01 | 0.4753E-01 | 0.5354E-02 | 0.3893E-02 | 0.2541E-01 |
| 0.9922E-01 | 0.1620E+00 | 0.1431E+00 | 0.1852E+00 | 0.1064E+00 | 0.5798E-01 | 0.1948E+00 | 0.1215E+00 | 0.2180E+00 | 0.7317E-01 | 0.6240E-01 | 0.1594E+00 |
| 0.1524E+01 | 0.1421E+00 | 0.1810E+00 | 0.1413E+00 | 0.1551E+01 | 0.8583E+00 | -0.6924E+00 | -0.1691E+01 | 0.1457E+01 | 0.8136E+00 | -0.2832E+00 | -0.9758E+00 |
| 0.7156E-01 | 0.1130E+00 | 0.9682E-01 | 0.1355E+00 | 0.7204E-01 | 0.3729E-01 | 0.1289E+00 | 0.8670E-01 | 0.1717E+00 | 0.6364E-01 | 0.5851E-01 | 0.1217E+00 |
| 0.8452E+01 | 0.8742E+01 | 0.9011E+01 | 0.8327E+01 | 0.9004E+01 | 0.9477E+01 | 0.9213E+01 | 0.8542E+01 | 0.7740E+01 | 0.7009E+01 | 0.6501E+01 | 0.7982E+01 |

STATISTICS ON LOG ANNUAL MEANS(ALL DAYS)

| MEAN | VARIANCE | STANDARD DEVIATION | SKEWNESS | COEFF. OF VARIATION | SERIAL CORR |
|---|---|---|---|---|---|
| 0.1400E+01 | 0.4843E-02 | 0.6959E-01 | 0.1049E+01 | 0.4970E-01 | 0.4285E+00 |

ANNUAL PEAKS

| | |
|---|---|
| 1970 | 128 |
| 1971 | 200 |
| 1972 | 160 |
| 1973 | 172 |

## 04097970 Lime Lake Outlet at Panama, Ind.

LOCATION.--Lat 41°42'46", long 85°07'10", in NW¼NW¼ sec.35, T.38 N., R.12 E., Steuben County, on right bank 10 ft (3 m) downstream from dam for Lime Lake, 30 ft (9 m) upstream from bridge on Orland Road, and 0.7 mile (1.1 km) northwest of Panama.

DRAINAGE AREA.--17.5 mi² (45.3 km²), of which 3.68 mi² (9.53 km²) does not contribute directly to surface runoff.

DURATION TABLE OF DAILY DISCHARGE FOR YEAR ENDING SEPTEMBER 30

| CLASS | 0 | 1 | 2 | 3 | 4 | 5 | 6 | 7 | 8 | 9 | 10 | 11 | 12 | 13 | 14 | 15 | 16 | 17 | 18 | 19 | 20 | 21 | 22 | 23 | 24 | 25 | 26 | 27 | 28 | 29 | 30 | 31 | 32 | 33 | 34 | CFS_DAYS |
|---|---|---|---|---|---|---|---|---|---|---|---|---|---|---|---|---|---|---|---|---|---|---|---|---|---|---|---|---|---|---|---|---|---|---|---|---|
| YEAR | NUMBER OF DAYS IN CLASS | | | | | | | | | | | | | | | | | | | | | | | | | | | | | | | | | | | |
| 1970 | | | | | | | | | | | | | 4 | 7 | 18 | 15 | 13 | 11 | 21 | 49 | 83 | 33 | 39 | 23 | 12 | 21 | 9 | 7 | | | | | | | | 1855.5 |
| 1971 | | 26 | 11 | 5 | | 1 | 3 | 7 | 6 | 27 | 12 | 12 | 16 | 9 | 6 | 8 | 4 | 1 | 1 | 4 | 7 | 9 | 4 | 37 | 52 | 34 | 27 | 34 | | | | | | | | 1920.8 |
| 1972 | | 48 | | 10 | 5 | | 1 | 1 | 1 | 8 | 3 | 4 | 6 | 17 | 23 | 6 | 11 | 11 | 40 | 29 | 28 | 21 | 25 | 25 | 4 | 3 | 23 | 13 | | | | | | | | 1207.6 |
| 1973 | | | | | | | | | | | | | | | 1 | 3 | 7 | 1 | 2 | 3 | 6 | 22 | 17 | 19 | 22 | 49 | 108 | 69 | 28 | 8 | | | | | | 4052.8 |

| CLASS | CFS | TOTAL | ACCUM | PERCT | CLASS | CFS | TOTAL | ACCUM | PERCT | CLASS | CFS | TOTAL | ACCUM | PERCT | CLASS | CFS | TOTAL | ACCUM | PERCT |
|---|---|---|---|---|---|---|---|---|---|---|---|---|---|---|---|---|---|---|---|
| 0 | 0.00 | 76 | 1461 | 100.0 | 9 | 0.20 | 15 | 1299 | 88.9 | 18 | 2.2 | 57 | 1027 | 70.3 | 27 | 18 | 35 | 43 | 2.9 |
| 1 | 0.01 | 11 | 1385 | 94.8 | 10 | 0.30 | 16 | 1284 | 87.9 | 19 | 2.8 | 90 | 970 | 66.4 | 28 | 23 | 8 | 8 | .5 |
| 2 | 0.02 | 15 | 1374 | 94.0 | 11 | 0.40 | 22 | 1268 | 86.8 | 20 | 3.5 | 135 | 880 | 60.2 | 29 | | | | |
| 3 | 0.03 | 5 | 1359 | 93.0 | 12 | 0.50 | 30 | 1246 | 85.3 | 21 | 4.5 | 79 | 745 | 51.0 | 30 | | | | |
| 4 | 0.04 | 1 | 1354 | 92.7 | 13 | 0.70 | 37 | 1216 | 83.2 | 22 | 5.6 | 120 | 666 | 45.6 | 31 | | | | |
| 5 | 0.05 | 4 | 1353 | 92.6 | 14 | 0.90 | 35 | 1179 | 80.7 | 23 | 7.1 | 101 | 546 | 37.4 | 32 | | | | |
| 6 | 0.06 | 8 | 1349 | 92.3 | 15 | 1.10 | 37 | 1144 | 78.3 | 24 | 9.0 | 98 | 445 | 30.5 | 33 | | | | |
| 7 | 0.08 | 7 | 1341 | 91.8 | 16 | 1.40 | 26 | 1107 | 75.8 | 25 | 11.0 | 179 | 347 | 23.8 | 34 | | | | |
| 8 | 0.10 | 35 | 1334 | 91.3 | 17 | 1.70 | 54 | 1081 | 74.0 | 26 | 14.0 | 125 | 168 | 11.5 | | | | | |

LOWEST MEAN DISCHARGE, IN CFS, AND RANKING, FOR THE FOLLOWING NUMBER OF CONSECUTIVE DAYS IN YEAR ENDING MARCH 31

| YEAR | 1 | | 3 | | 7 | | 14 | | 30 | | 60 | | 90 | | 120 | | 183 | | ANNUAL | |
|---|---|---|---|---|---|---|---|---|---|---|---|---|---|---|---|---|---|---|---|---|
| 1971 | 0.65 | 3 | 0.68 | 3 | 0.78 | 3 | 0.83 | 3 | 1.17 | 3 | 1.65 | 3 | 2.51 | 3 | 2.77 | 3 | 3.97 | 3 | 7.24 | 2 |
| 1972 | 0.00 | 1 | 0.00 | 1 | 0.00 | 1 | 0.00 | 1 | 0.00 | 1 | 0.01 | 1 | 0.08 | 1 | 0.27 | 1 | 0.40 | 1 | 2.04 | 1 |
| 1973 | 0.00 | 2 | 0.01 | 2 | 0.02 | 2 | 0.16 | 2 | 0.83 | 2 | 1.07 | 2 | 1.06 | 2 | 1.80 | 2 | 3.29 | 2 | 7.31 | 3 |

HIGHEST MEAN DISCHARGE, IN CFS, AND RANKING, FOR THE FOLLOWING NUMBER OF CONSECUTIVE DAYS IN YEAR ENDING SEPTEMBER 30

| YEAR | 1 | | 3 | | 7 | | 15 | | 30 | | 60 | | 90 | | 120 | | 183 | | ANNUAL | |
|---|---|---|---|---|---|---|---|---|---|---|---|---|---|---|---|---|---|---|---|---|
| 1970 | 21.0 | 2 | 21.0 | 2 | 20.1 | 2 | 18.1 | 2 | 15.1 | 2 | 12.0 | 3 | 9.2 | 3 | 7.8 | 3 | 6.8 | 3 | 5.1 | 3 |
| 1971 | 16.0 | 4 | 16.0 | 4 | 15.4 | 4 | 14.7 | 3 | 14.4 | 3 | 12.9 | 2 | 11.5 | 2 | 10.2 | 2 | 9.7 | 2 | 5.3 | 2 |
| 1972 | 17.0 | 3 | 17.0 | 3 | 16.4 | 3 | 14.7 | 4 | 14.0 | 4 | 10.5 | 4 | 7.4 | 4 | 5.9 | 4 | 5.0 | 4 | 3.3 | 4 |
| 1973 | 24.0 | 1 | 23.3 | 1 | 23.1 | 1 | 22.1 | 1 | 19.3 | 1 | 16.5 | 1 | 15.5 | 1 | 14.8 | 1 | 13.5 | 1 | 11.1 | 1 |

STATISTICS ON NORMAL MONTHLY MEANS(ALL DAYS)

| OCT | NOV | DEC | JAN | FEB | MARCH | APRIL | MAY | JUNE | JULY | AUG | SEPT |
|---|---|---|---|---|---|---|---|---|---|---|---|
| BY ROWS(MEAN,VARIANCE,STANDARD DEVIATION, SKEWNESS, COEFF. OF VARIATION,PERCENTAGE OF AVERAGE FLOW) | | | | | | | | | | | |
| 0.2794E+01 | 0.6992E+01 | 0.7210E+01 | 0.6473E+01 | 0.6644E+01 | 0.7954E+01 | 0.1069E+02 | 0.8462E+01 | 0.6398E+01 | 0.4780E+01 | 0.2768E+01 | 0.3217E+01 |
| 0.2485E+01 | 0.1580E+02 | 0.9121E+01 | 0.1783E+02 | 0.1959E+02 | 0.4370E+02 | 0.7921E+01 | 0.3207E+02 | 0.7114E+02 | 0.3260E+02 | 0.9109E+01 | 0.1361E+02 |
| 0.1576E+01 | 0.3974E+01 | 0.3020E+01 | 0.4223E+01 | 0.4427E+01 | 0.6611E+01 | 0.2814E+01 | 0.5663E+01 | 0.8434E+01 | 0.5710E+01 | 0.3018E+01 | 0.3689E+01 |
| -0.9702E+00 | -0.1471E+01 | 0.1066E+01 | 0.1465E+01 | -0.1299E+00 | -0.1718E+00 | 0.4409E-01 | -0.1492E+01 | 0.1856E+01 | 0.1656E+01 | 0.1193E+01 | 0.1441E+01 |
| 0.5642E+00 | 0.5684E+00 | 0.4188E+00 | 0.6524E+00 | 0.6662E+00 | 0.8311E+00 | 0.2633E+00 | 0.6693E+00 | 0.1318E+01 | 0.1195E+01 | 0.1090E+01 | 0.1147E+01 |
| 0.3756E+01 | 0.9400E+01 | 0.9694E+01 | 0.8703E+01 | 0.8932E+01 | 0.1069E+02 | 0.1437E+02 | 0.1138E+02 | 0.8602E+01 | 0.6426E+01 | 0.3721E+01 | 0.4325E+01 |

STATISTICS ON NORMAL ANNUAL MEANS(ALL DAYS)

| MEAN | VARIANCE | STANDARD DEVIATION | SKEWNESS | COEFF. OF VARIATION | SERIAL CORR |
|---|---|---|---|---|---|
| 0.6187E+01 | 0.1153E+02 | 0.3395E+01 | 0.1577E+01 | 0.5488E+00 | -0.9870E+00 |

STATISTICS ON LOG MONTHLY MEANS(ALL DAYS)

| OCT | NOV | DEC | JAN | FEB | MARCH | APRIL | MAY | JUNE | JULY | AUG | SEPT |
|---|---|---|---|---|---|---|---|---|---|---|---|
| BY ROWS(MEAN,VARIANCE,STANDARD DEVIATION, SKEWNESS, COEFF. OF VARIATION,PERCENTAGE OF AVERAGE FLOW) | | | | | | | | | | | |
| 0.3595E+00 | 0.7390E+00 | 0.8310E+00 | 0.7484E+00 | 0.7265E+00 | 0.6893E+00 | 0.1017E+01 | 0.6698E+00 | 0.4762E+00 | 0.4296E+00 | 0.1306E+00 | -0.1963E+00 |
| 0.1301E+00 | 0.1719E+00 | 0.3028E-01 | 0.6876E-01 | 0.1263E+00 | 0.3400E+00 | 0.1398E-01 | 0.5607E+00 | 0.4467E+00 | 0.2950E+00 | 0.4970E+00 | 0.2177E+01 |
| 0.3606E+00 | 0.4146E+00 | 0.1740E+00 | 0.2622E+00 | 0.3554E+00 | 0.5831E+00 | 0.1182E+00 | 0.7488E+00 | 0.6683E+00 | 0.5432E+00 | 0.7050E+00 | 0.1476E+01 |
| -0.1609E+01 | -0.1861E+01 | 0.7239E+00 | 0.9271E+00 | -0.5073E+00 | -0.1047E+01 | -0.4036E+00 | -0.1951E+01 | -0.1489E+00 | 0.6419E+00 | -0.7412E+00 | -0.1748E+01 |
| 0.1003E+01 | 0.5610E+00 | 0.2094E+00 | 0.3504E+00 | 0.4892E+00 | 0.8459E+00 | 0.1162E+00 | 0.1118E+01 | 0.1404E+01 | 0.1264E+01 | 0.5399E+01 | -0.7518E+01 |
| 0.5430E+01 | 0.1116E+02 | 0.1255E+02 | 0.1130E+02 | 0.1097E+02 | 0.1041E+02 | 0.1536E+02 | 0.1012E+02 | 0.7192E+01 | 0.6489E+01 | 0.1972E+01 | -0.2964E+01 |

STATISTICS ON LOG ANNUAL MEANS(ALL DAYS)

| MEAN | VARIANCE | STANDARD DEVIATION | SKEWNESS | COEFF. OF VARIATION | SERIAL CORR |
|---|---|---|---|---|---|
| 0.7478E+00 | 0.4789E-01 | 0.2188E+00 | 0.9041E+00 | 0.2926E+00 | -0.9477E+00 |

**ANNUAL PEAKS**

| | |
|---|---|
| 1970 | 26 |
| 1971 | 18 |
| 1972 | 17 |
| 1973 | 24 |

## 04098000 Fawn River at Orland, Ind.

LOCATION.--Lat 41°44'30", long 85°10'15", in N½ sec.20, T.38 N., R.12 E., at bridge on State Highway 327, 1,300 ft (396 m) upstream from concrete dam at Fawn River State Fish Hatchery and 0.7 mile (1.1 km) north of Orland.

DRAINAGE AREA.--81.4 mi² (210.8 km²).

REMARKS.--Discharge includes diversion for fish hatchery at station. Occasional regulation by Nevada Mills above station.

### DURATION TABLE OF DAILY DISCHARGE FOR YEAR ENDING SEPTEMBER 30

| CLASS | 0 | 1 | 2 | 3 | 4 | 5 | 6 | 7 | 8 | 9 | 10 | 11 | 12 | 13 | 14 | 15 | 16 | 17 | 18 | 19 | 20 | 21 | 22 | 23 | 24 | 25 | 26 | 27 | 28 | 29 | 30 | 31 | 32 | 33 | 34 | CFS-DAYS |
|---|---|---|---|---|---|---|---|---|---|---|---|---|---|---|---|---|---|---|---|---|---|---|---|---|---|---|---|---|---|---|---|---|---|---|---|---|
| YEAR | NUMBER OF DAYS IN CLASS | | | | | | | | | | | | | | | | | | | | | | | | | | | | | | | | | | | |
| 1943 | | | | | | | | | | | | | | | | | | | | | | | 2 | 6 | 22 | | | | | | | | | | | 1629.0 |
| 1944 | | | | | | | | | 8 | 13 | 12 | 19 | 6 | 11 | | 1 | 3 | 18 | 6 | 5 | 15 | 20 | 29 | 43 | 49 | 9 | 7 | 9 | 9 | 8 | 4 | 17 | 27 | 14 | 4 | 23227.5 |
| 1945 | | | | | | | | | | 13 | 13 | 12 | 8 | 11 | 20 | 14 | 34 | 14 | 18 | 29 | 19 | 17 | 27 | 15 | 17 | 14 | 9 | 25 | 13 | 12 | 5 | 3 | 3 | | | 15088.3 |
| 1946 | | | | | 3 | 14 | 10 | 4 | 11 | 14 | 5 | 5 | | | 4 | 3 | 13 | 22 | 14 | 32 | 16 | 23 | 55 | 27 | 30 | 18 | 21 | 10 | 1 | 10 | | | | | | 14056.3 |
| 1947 | | 2 | | 5 | 2 | 2 | | 9 | 8 | 4 | | 2 | | 13 | 20 | 2 | | 1 | 3 | 7 | 13 | 20 | 17 | 1 | 4 | 6 | 5 | 5 | | | | | | | | 4352.4 |

| CLASS | CFS | TOTAL | ACCUM | PERCT | CLASS | CFS | TOTAL | ACCUM | PERCT | CLASS | CFS | TOTAL | ACCUM | PERCT | CLASS | CFS | TOTAL | ACCUM | PERCT |
|---|---|---|---|---|---|---|---|---|---|---|---|---|---|---|---|---|---|---|---|
| 0 | 0.00 | 0 | 1277 | 100.0 | 9 | 7.20 | 44 | 1199 | 93.9 | 18 | 24.0 | 41 | 869 | 68.1 | 27 | | 49 | 179 | 14.0 |
| 1 | 2.50 | 2 | 1277 | 100.0 | 10 | 8.30 | 30 | 1155 | 90.4 | 19 | 27.0 | 73 | 828 | 64.8 | 28 | | 23 | 130 | 10.1 |
| 2 | 2.90 | 0 | 1275 | 99.8 | 11 | 9.40 | 38 | 1125 | 88.1 | 20 | 31.0 | 63 | 755 | 59.1 | 29 | 100 | 30 | 107 | 8.3 |
| 3 | 3.30 | 5 | 1275 | 99.8 | 12 | 11.00 | 14 | 1087 | 85.1 | 21 | 36.0 | 80 | 692 | 54.2 | 30 | 120 | 9 | 77 | 6.0 |
| 4 | 3.70 | 5 | 1270 | 99.5 | 13 | 12.00 | 35 | 1073 | 84.0 | 22 | 41.0 | 130 | 612 | 47.9 | 31 | 130 | 20 | 68 | 5.3 |
| 5 | 4.30 | 16 | 1265 | 99.1 | 14 | 14.00 | 44 | 1038 | 81.3 | 23 | 47.0 | 92 | 482 | 37.7 | 32 | 150 | 30 | 48 | 3.7 |
| 6 | 4.90 | 10 | 1249 | 97.8 | 15 | 16.00 | 20 | 994 | 77.8 | 24 | 53.0 | 122 | 390 | 30.5 | 33 | 180 | 14 | 18 | 1.4 |
| 7 | 5.60 | 13 | 1239 | 97.0 | 16 | 18.00 | 50 | 974 | 76.3 | 25 | 61.0 | 47 | 268 | 21.0 | 34 | 200 | 4 | 4 | .3 |
| 8 | 6.30 | 27 | 1226 | 96.0 | 17 | 21.00 | 55 | 924 | 72.4 | 26 | 69.0 | 42 | 221 | 17.3 | | | | | |

### LOWEST MEAN DISCHARGE, IN CFS, AND RANKING, FOR THE FOLLOWING NUMBER OF CONSECUTIVE DAYS IN YEAR ENDING MARCH 31

| YEAR | 1 | | 3 | | 7 | | 14 | | 30 | | 60 | | 90 | | 120 | | 183 | | ANNUAL | |
|---|---|---|---|---|---|---|---|---|---|---|---|---|---|---|---|---|---|---|---|---|
| 1945 | 6.50 | 1 | 6.80 | 1 | 6.90 | 1 | 7.20 | 1 | 8.00 | 1 | 9.10 | 1 | 9.50 | 1 | 10.10 | 1 | 15.80 | 1 | 49.20 | 1 |
| 1946 | 8.50 | 2 | 9.30 | 2 | 11.30 | 2 | 12.90 | 2 | 13.90 | 2 | 16.00 | 2 | 17.10 | 2 | 24.50 | 2 | 30.40 | 2 | 51.20 | 2 |

### HIGHEST MEAN DISCHARGE, IN CFS, AND RANKING, FOR THE FOLLOWING NUMBER OF CONSECUTIVE DAYS IN YEAR ENDING SEPTEMBER 30

| YEAR | 1 | | 3 | | 7 | | 15 | | 30 | | 60 | | 90 | | 120 | | 183 | | ANNUAL | |
|---|---|---|---|---|---|---|---|---|---|---|---|---|---|---|---|---|---|---|---|---|
| 1944 | 205.0 | 1 | 204.0 | 1 | 200.0 | 1 | 192.0 | 1 | 159.0 | 1 | 152.0 | 1 | 145.0 | 1 | 124.0 | 1 | 96.1 | 1 | 63.5 | 1 |
| 1945 | 155.0 | 2 | 153.0 | 2 | 141.0 | 2 | 128.0 | 2 | 108.0 | 2 | 89.9 | 2 | 86.7 | 2 | 75.5 | 2 | 64.7 | 2 | 41.3 | 2 |
| 1946 | 113.0 | 3 | 111.0 | 3 | 110.0 | 3 | 99.4 | 3 | 86.0 | 3 | 72.5 | 3 | 66.2 | 3 | 60.9 | 3 | 54.6 | 3 | 38.5 | 3 |

### STATISTICS ON NORMAL MONTHLY MEANS(ALL DAYS)

| OCT | NOV | DEC | JAN | FEB | MARCH | APRIL | MAY | JUNE | JULY | AUG | SEPT |
|---|---|---|---|---|---|---|---|---|---|---|---|
| BY ROWS(MEAN,VARIANCE,STANDARD DEVIATION, SKEWNESS, COEFF. OF VARIATION,PERCENTAGE OF AVERAGE FLOW) | | | | | | | | | | | |
| 0.3945E+02 | 0.3966E+02 | 0.3629E+02 | 0.4511E+02 | 0.5301E+02 | 0.9049E+02 | 0.9894E+02 | 0.7616E+02 | 0.5183E+02 | 0.2192E+02 | 0.1105E+02 | 0.1029E+02 |
| 0.6558E+03 | 0.3444E+03 | 0.1062E+03 | 0.7996E+01 | 0.2901E+02 | 0.1321E+04 | 0.2104E+04 | 0.2631E+04 | 0.7639E+03 | 0.1451E+02 | 0.3486E+02 | 0.2205E+02 |
| 0.2561E+02 | 0.1856E+02 | 0.1031E+02 | 0.2828E+01 | 0.5386E+01 | 0.3634E+02 | 0.4587E+02 | 0.5129E+02 | 0.2764E+02 | 0.3809E+01 | 0.5905E+01 | 0.4696E+01 |
| -0.1657E+01 | -0.1118E+01 | 0.1329E+01 | 0.1072E+01 | 0.1511E+01 | 0.6908E+00 | -0.6023E+00 | 0.1385E+00 | -0.8677E+00 | 0.1726E+01 | 0.1674E+01 | -0.9260E-01 |
| 0.6492E+00 | 0.4679E+00 | 0.2840E+00 | 0.6269E-01 | 0.1016E+00 | 0.4016E+00 | 0.4636E+00 | 0.6735E+00 | 0.5333E+00 | 0.1738E+00 | 0.5345E+00 | 0.4565E+00 |
| 0.6870E+01 | 0.6908E+01 | 0.6320E+01 | 0.7856E+01 | 0.9233E+01 | 0.1576E+02 | 0.1723E+02 | 0.1326E+02 | 0.9026E+01 | 0.3817E+01 | 0.1924E+01 | 0.1791E+01 |

### STATISTICS ON NORMAL ANNUAL MEANS(ALL DAYS)

| MEAN | VARIANCE | STANDARD DEVIATION | SKEWNESS | COEFF. OF VARIATION | SERIAL CORR |
|---|---|---|---|---|---|
| 0.4777E+02 | 0.1867E+03 | 0.1366E+02 | 0.1649E+01 | 0.2860E+00 | 0.1000E+01 |

STATISTICS ON LOG MONTHLY MEANS(ALL DAYS)

| OCT | NOV | DEC | JAN | FEB | MARCH | APRIL | MAY | JUNE | JULY | AUG | SEPT |
|---|---|---|---|---|---|---|---|---|---|---|---|
| BY ROWS(MEAN,VARIANCE,STANDARD DEVIATION, SKEWNESS, COEFF. OF VARIATION,PERCENTAGE OF AVERAGE FLOW) | | | | | | | | | | | |
| 0.1489E+01 | 0.1558E+01 | 0.1549E+01 | 0.1654E+01 | 0.1723E+01 | 0.1933E+01 | 0.1958E+01 | 0.1797E+01 | 0.1660E+01 | 0.1337E+01 | 0.1006E+01 | 0.9781E+00 |
| 0.1792E+00 | 0.5935E-01 | 0.1409E-01 | 0.7267E-03 | 0.1861E-02 | 0.3121E-01 | 0.5350E-01 | 0.1263E+00 | 0.8108E-01 | 0.5240E-02 | 0.4615E-01 | 0.4741E-01 |
| 0.4233E+00 | 0.2436E+00 | 0.1187E+00 | 0.2696E-01 | 0.4314E-01 | 0.1767E+00 | 0.2313E+00 | 0.3553E+00 | 0.2847E+00 | 0.7239E-01 | 0.2148E+00 | 0.2177E+00 |
| -0.1714E+01 | -0.1455E+01 | 0.1121E+01 | 0.1012E+01 | 0.1472E+01 | 0.1173E+00 | -0.1152E+01 | -0.9174E+00 | -0.1372E+01 | 0.1724E+01 | 0.1590E+01 | -0.7661E+00 |
| 0.2843E+00 | 0.1564E+00 | 0.7665E-01 | 0.1630E-01 | 0.2504E-01 | 0.9139E-01 | 0.1181E+00 | 0.1978E+00 | 0.1715E+00 | 0.5416E-01 | 0.2136E+00 | 0.2226E+00 |
| 0.7989E+01 | 0.8357E+01 | 0.8308E+01 | 0.8872E+01 | 0.9243E+01 | 0.1037E+02 | 0.1050E+02 | 0.9639E+01 | 0.8906E+01 | 0.7171E+01 | 0.5395E+01 | 0.5247E+01 |

STATISTICS ON LOG ANNUAL MEANS(ALL DAYS)

| MEAN | VARIANCE | STANDARD DEVIATION | SKEWNESS | COEFF. OF VARIATION | SERIAL CORR |
|---|---|---|---|---|---|
| 0.1668E+01 | 0.1378E-01 | 0.1174E+00 | 0.1599E+01 | 0.7037E-01 | 0.1000E+01 |

## 04099500 Pigeon Creek and Hogback Lake near Angola, Ind.

LOCATION.--Lat 41°37'24", long 85°05'44", in NE¼NW¼ sec.36, T.37 N., R.12 E., Steuben County, on right bank 200 ft (61 m) north of lake outlet, 2 miles (3.2 km) southeast of Flint, and 5.1 miles (8.2 km) west of Angola.

DRAINAGE AREA.--103 $mi^2$ (267 $km^2$), of which 22.5 $mi^2$ (58.3 $km^2$) does not contribute directly to surface runoff.

### DURATION TABLE OF DAILY DISCHARGE FOR YEAR ENDING SEPTEMBER 30

| CLASS | 0 | 1 | 2 | 3 | 4 | 5 | 6 | 7 | 8 | 9 | 10 | 11 | 12 | 13 | 14 | 15 | 16 | 17 | 18 | 19 | 20 | 21 | 22 | 23 | 24 | 25 | 26 | 27 | 28 | 29 | 30 | 31 | 32 | 33 | 34 | CFS-DAYS |
|---|---|---|---|---|---|---|---|---|---|---|---|---|---|---|---|---|---|---|---|---|---|---|---|---|---|---|---|---|---|---|---|---|---|---|---|---|
| YEAR | NUMBER OF DAYS IN CLASS | | | | | | | | | | | | | | | | | | | | | | | | | | | | | | | | | | | |
| 1946 | | | | | | | | | | 37 | 38 | 1 | 8 | 21 | 74 | 30 | 26 | 27 | 17 | 10 | 19 | 6 | 7 | 21 | 13 | 6 | 4 | | | | | | | | | 18532.0 |
| 1947 | | | | | | | | | 3 | 30 | 15 | 20 | 46 | 21 | 18 | 24 | 16 | 14 | 32 | 17 | 10 | 7 | 13 | 10 | 13 | 16 | 11 | 11 | 7 | 5 | 4 | 2 | | | | 28861.0 |
| 1948 | | | | | | | | | 5 | 16 | 12 | 8 | 21 | 19 | 48 | 21 | 26 | 23 | 23 | 9 | 11 | 20 | 27 | 7 | 23 | 6 | 10 | 9 | 19 | 3 | | | | | | 30009.0 |
| 1949 | | | | | | | | | | 24 | 32 | 27 | 38 | 24 | 32 | 16 | 14 | 9 | 13 | 28 | 24 | 19 | 19 | 8 | 13 | 9 | 5 | 4 | 3 | 4 | | | | | | 22658.0 |
| 1950 | | | | | | | | | | 5 | 1 | 19 | 32 | 7 | 14 | 14 | 16 | 11 | 11 | 20 | 23 | 14 | 17 | 17 | 34 | 11 | 11 | 16 | 22 | 18 | 9 | 11 | 4 | 6 | 2 | 55266.0 |
| 1951 | | | | | | | | | | | | | 11 | 4 | 11 | 20 | 15 | 23 | 35 | 23 | 35 | 20 | 19 | 22 | 26 | 27 | 22 | 19 | 19 | 9 | 4 | 1 | | | | 45396.0 |
| 1952 | | | | | | | | | | | | 6 | 19 | 37 | 41 | 8 | 10 | 11 | 12 | 32 | 30 | 20 | 26 | 17 | 14 | 19 | 18 | 24 | 11 | 11 | | | | | | 38575.0 |
| 1953 | | | | | | 8 | 6 | 8 | 3 | 4 | 22 | 24 | 56 | 21 | 44 | 40 | 24 | 8 | 17 | 21 | 24 | 17 | 8 | 9 | 1 | | | | | | | | | | | 12720.6 |
| 1954 | | | | | 8 | 9 | 20 | 15 | 9 | 36 | 39 | 7 | 17 | 33 | 22 | 14 | 19 | 9 | 13 | 18 | 17 | 13 | 2 | 3 | 2 | 7 | 6 | 11 | 11 | 5 | | | | | | 17879.8 |
| 1955 | | | | | | | | | | | 19 | 6 | 4 | 15 | 19 | 47 | 30 | 22 | 27 | 17 | 17 | 33 | 16 | 17 | 24 | 10 | 12 | 7 | 8 | 11 | 4 | | | | | 29118.0 |
| 1956 | | | | | | | | | | | 5 | | 4 | 31 | 27 | 35 | 33 | 23 | 30 | 28 | 28 | 12 | 11 | 30 | 12 | 7 | 3 | 2 | 4 | 5 | 14 | 8 | 9 | 5 | | 36216.0 |
| 1957 | | | | | | | | | | | | 38 | 56 | 12 | 35 | 24 | 19 | 12 | 21 | 32 | 29 | 31 | 11 | 9 | 5 | 5 | 7 | 7 | 6 | 6 | | | | | | 21490.0 |
| 1958 | | | | | | | | | | | 11 | 5 | 5 | 13 | 25 | 48 | 40 | 30 | 43 | 39 | 23 | 13 | 11 | 16 | 10 | 5 | 14 | 2 | 10 | 2 | | | | | | 23209.0 |
| 1959 | | | | | | | | | | | | 12 | 11 | 31 | 23 | 50 | 34 | 15 | 18 | 21 | 13 | 24 | 15 | 13 | 8 | 18 | 12 | 5 | 12 | 5 | 12 | 9 | 4 | | | 33674.0 |
| 1960 | | | | | | | | | | | | | 13 | 20 | 15 | 20 | 16 | 16 | 19 | 24 | 43 | 31 | 30 | 40 | 14 | 17 | 10 | 5 | 14 | 16 | 3 | | | | | 34387.0 |
| 1961 | | | | | | | | | | | 9 | 5 | 83 | 59 | 60 | 11 | 10 | 20 | 6 | 13 | 14 | 8 | 5 | 8 | 5 | 17 | 4 | 4 | 10 | 3 | 2 | 4 | 5 | | | 22896.0 |
| 1962 | | | | | | | 5 | 8 | 13 | 12 | 7 | 14 | 33 | 35 | 21 | 47 | 34 | 23 | 21 | 17 | 11 | 15 | 9 | 12 | 3 | 3 | 1 | 2 | 2 | 9 | 4 | 4 | | | | 19731.2 |
| 1963 | | | | 12 | 16 | 15 | 54 | 58 | 28 | 50 | 11 | 15 | 17 | 7 | 19 | 5 | 13 | 11 | 4 | 3 | 2 | 3 | 3 | 3 | 7 | 3 | 1 | 5 | | | | | | | | 9707.6 |
| 1964 | | | | 21 | 54 | 80 | 20 | 40 | 10 | 16 | 17 | 13 | 15 | 7 | 11 | 5 | 3 | 8 | 14 | 13 | 14 | 5 | | | | | | | | | | | | | | 7126.4 |
| 1965 | | | 18 | 25 | 13 | 7 | 8 | 2 | 6 | 13 | 45 | 3 | 15 | 20 | 26 | 8 | 11 | 12 | 13 | 8 | 8 | 13 | 8 | 6 | 8 | 35 | 25 | 7 | 2 | | | | | | | 20750.7 |
| 1966 | | | | | | | | | 3 | 3 | 26 | 10 | 17 | 18 | 32 | 27 | 22 | 18 | 15 | 27 | 23 | 29 | 22 | 20 | 16 | 16 | 7 | 3 | 3 | 8 | | | | | | 24170.0 |
| 1967 | | | | | 3 | 4 | 5 | 21 | 24 | 20 | 14 | 6 | 12 | 7 | 6 | 12 | 17 | 26 | 22 | 19 | 22 | 31 | 15 | 14 | 11 | 11 | 20 | 14 | 8 | 1 | | | | | | 24720.8 |
| 1968 | | | | | | | | | | 1 | 14 | 1 | 2 | 3 | 29 | 10 | 9 | 23 | 30 | 47 | 45 | 34 | 16 | 20 | 13 | 25 | 8 | 6 | 8 | 7 | 11 | 4 | | | | 33829.0 |
| 1969 | | | | | | | | | | | 16 | 15 | 37 | 13 | 3 | 8 | 6 | 17 | 22 | 42 | 22 | 33 | 19 | 17 | 10 | 35 | 17 | 8 | 13 | 7 | 2 | 3 | | | | 32510.0 |
| 1970 | | | | | | | | | | | 6 | 12 | 29 | 62 | 28 | 33 | 22 | 24 | 23 | 22 | 8 | 16 | 15 | 13 | 9 | 22 | 13 | 5 | 3 | | | | | | | 21314.0 |
| 1971 | | | | | | | 1 | 15 | 13 | 5 | 28 | 21 | 26 | 15 | 19 | 27 | 39 | 22 | 18 | 25 | 14 | 13 | 10 | 11 | 13 | 7 | 6 | 8 | 8 | 1 | | | | | | 19731.1 |
| 1972 | | | 2 | 3 | 5 | 20 | 27 | 10 | 6 | 22 | 8 | 42 | 41 | 21 | 30 | 39 | 10 | 4 | 2 | 3 | 6 | 11 | 15 | 23 | 16 | | | | | | | | | | | 14933.1 |
| 1973 | | | | | | | | | | | | | | 12 | 21 | 16 | 6 | 11 | 15 | 27 | 28 | 28 | 55 | 35 | 30 | 32 | 21 | 28 | | | | | | | | 42261.0 |

| CLASS | CFS | TOTAL | ACCUM | PERCT | CLASS | CFS | TOTAL | ACCUM | PERCT | CLASS | CFS | TOTAL | ACCUM | PERCT | CLASS | CFS | TOTAL | ACCUM | PERCT |
|---|---|---|---|---|---|---|---|---|---|---|---|---|---|---|---|---|---|---|---|
| 0 | 0.00 | 0 | 10227 | 100.0 | 9 | 12.00 | 461 | 9364 | 91.6 | 18 | 54.0 | 598 | 4401 | 43.0 | 27 | 230 | 238 | 605 | 5.9 |
| 1 | 3.30 | 18 | 10227 | 100.0 | 10 | 15.00 | 313 | 8903 | 87.1 | 19 | 63.0 | 546 | 3803 | 37.2 | 28 | 270 | 167 | 367 | 3.5 |
| 2 | 4.00 | 27 | 10209 | 99.8 | 11 | 17.00 | 571 | 8590 | 84.0 | 20 | 74.0 | 568 | 3257 | 31.8 | 29 | 320 | 102 | 200 | 1.9 |
| 3 | 4.70 | 60 | 10182 | 99.6 | 12 | 20.00 | 656 | 8019 | 78.4 | 21 | 87.0 | 376 | 2689 | 26.3 | 30 | 380 | 49 | 98 | .9 |
| 4 | 5.50 | 103 | 10122 | 99.0 | 13 | 24.00 | 614 | 7363 | 72.0 | 22 | 100.0 | 459 | 2313 | 22.6 | 31 | 440 | 32 | 49 | .4 |
| 5 | 6.50 | 160 | 10019 | 98.0 | 14 | 28.00 | 780 | 6749 | 66.0 | 23 | 120.0 | 327 | 1854 | 18.1 | 32 | 520 | 9 | 17 | .1 |
| 6 | 7.70 | 170 | 9859 | 96.4 | 15 | 33.00 | 583 | 5969 | 58.4 | 24 | 140.0 | 429 | 1527 | 14.9 | 33 | 610 | 6 | 8 | |
| 7 | 9.00 | 179 | 9689 | 94.7 | 16 | 39.00 | 475 | 5386 | 52.7 | 25 | 170.0 | 294 | 1098 | 10.7 | 34 | 720 | 2 | 2 | |
| 8 | 11.00 | 146 | 9510 | 93.0 | 17 | 46.00 | 510 | 4911 | 48.0 | 26 | 200.0 | 199 | 804 | 7.9 | | | | | |

### LOWEST MEAN DISCHARGE, IN CFS, AND RANKING, FOR THE FOLLOWING NUMBER OF CONSECUTIVE DAYS IN YEAR ENDING MARCH 31

| YEAR | 1 | | 3 | | 7 | | 14 | | 30 | | 60 | | 90 | | 120 | | 183 | | ANNUAL | |
|---|---|---|---|---|---|---|---|---|---|---|---|---|---|---|---|---|---|---|---|---|
| 1947 | 11.00 | 11 | 11.00 | 11 | 11.90 | 12 | 12.60 | 12 | 12.90 | 9 | 13.80 | 8 | 14.00 | 7 | 14.80 | 6 | 17.00 | 6 | 34.60 | 5 |
| 1948 | 18.00 | 23 | 18.70 | 23 | 19.40 | 24 | 20.20 | 24 | 20.50 | 24 | 25.80 | 24 | 32.60 | 25 | 32.60 | 24 | 45.00 | 22 | 106.00 | 25 |
| 1949 | 11.00 | 12 | 11.00 | 12 | 11.30 | 10 | 11.90 | 11 | 13.20 | 10 | 14.40 | 10 | 16.00 | 9 | 17.70 | 10 | 20.70 | 8 | 75.20 | 14 |
| 1950 | 12.00 | 13 | 12.00 | 13 | 12.10 | 13 | 13.10 | 14 | 14.20 | 14 | 15.70 | 11 | 18.40 | 11 | 18.80 | 11 | 26.20 | 13 | 93.20 | 23 |
| 1951 | 32.00 | 27 | 32.00 | 27 | 32.70 | 27 | 33.80 | 27 | 38.80 | 27 | 57.00 | 27 | 55.80 | 27 | 58.60 | 27 | 68.20 | 27 | 150.00 | 27 |
| 1952 | 21.00 | 25 | 21.00 | 25 | 21.30 | 25 | 21.70 | 25 | 23.90 | 25 | 28.60 | 26 | 37.00 | 26 | 46.30 | 26 | 66.20 | 26 | 119.00 | 26 |
| 1953 | 13.00 | 16 | 13.00 | 16 | 13.40 | 16 | 14.50 | 17 | 16.90 | 20 | 17.40 | 14 | 19.50 | 14 | 21.50 | 13 | 24.10 | 10 | 59.50 | 7 |
| 1954 | 5.20 | 5 | 5.20 | 4 | 5.30 | 4 | 5.60 | 3 | 6.30 | 3 | 6.80 | 3 | 7.60 | 3 | 8.60 | 3 | 11.10 | 4 | 31.00 | 3 |
| 1955 | 9.80 | 8 | 9.90 | 8 | 10.40 | 8 | 11.20 | 8 | 13.20 | 11 | 18.20 | 18 | 23.20 | 21 | 26.30 | 21 | 54.10 | 25 | 94.10 | 24 |
| 1956 | 12.00 | 14 | 12.30 | 15 | 12.40 | 14 | 12.70 | 13 | 13.70 | 13 | 20.10 | 19 | 23.40 | 22 | 25.00 | 18 | 29.50 | 16 | 62.10 | 8 |
| 1957 | 16.00 | 21 | 16.00 | 21 | 16.00 | 21 | 16.00 | 21 | 16.20 | 19 | 17.40 | 15 | 20.20 | 15 | 23.00 | 14 | 31.20 | 18 | 76.70 | 17 |
| 1958 | 14.00 | 17 | 14.00 | 17 | 14.00 | 17 | 14.20 | 16 | 15.80 | 16 | 16.40 | 12 | 19.20 | 12 | 25.30 | 19 | 40.50 | 21 | 76.00 | 16 |
| 1959 | 21.00 | 26 | 21.70 | 26 | 22.00 | 26 | 23.50 | 26 | 27.10 | 26 | 28.00 | 25 | 31.30 | 24 | 33.30 | 25 | 46.60 | 24 | 81.70 | 19 |
| 1960 | 15.00 | 20 | 15.00 | 20 | 15.00 | 20 | 15.50 | 20 | 19.60 | 22 | 21.00 | 23 | 22.10 | 20 | 25.30 | 20 | 37.50 | 20 | 86.70 | 22 |
| 1961 | 14.00 | 18 | 14.00 | 18 | 14.00 | 18 | 14.70 | 19 | 16.10 | 17 | 17.20 | 13 | 19.50 | 13 | 19.50 | 12 | 20.00 | 7 | 66.00 | 10 |
| 1962 | 19.00 | 24 | 19.00 | 24 | 19.00 | 23 | 19.00 | 23 | 19.70 | 23 | 20.90 | 22 | 21.10 | 18 | 23.40 | 16 | 26.50 | 14 | 75.80 | 15 |
| 1963 | 7.00 | 6 | 7.00 | 6 | 7.20 | 6 | 7.40 | 6 | 7.90 | 5 | 8.70 | 5 | 9.50 | 5 | 10.20 | 5 | 10.00 | 3 | 33.60 | 4 |
| 1964 | 5.10 | 3 | 5.10 | 3 | 5.10 | 3 | 5.10 | 2 | 5.20 | 2 | 5.50 | 2 | 5.70 | 2 | 6.10 | 2 | 7.00 | 1 | 17.40 | 1 |
| 1965 | 3.40 | 1 | 3.40 | 1 | 3.50 | 1 | 3.60 | 1 | 3.80 | 1 | 4.30 | 1 | 5.00 | 1 | 6.00 | 1 | 7.90 | 2 | 42.20 | 6 |
| 1966 | 10.00 | 9 | 10.30 | 9 | 10.70 | 9 | 11.20 | 9 | 12.10 | 8 | 14.10 | 9 | 17.30 | 10 | 17.40 | 8 | 21.80 | 9 | 66.00 | 11 |
| 1967 | 8.00 | 7 | 8.10 | 7 | 8.40 | 7 | 9.00 | 7 | 9.50 | 7 | 10.60 | 7 | 14.50 | 8 | 17.60 | 9 | 25.60 | 12 | 69.50 | 12 |
| 1968 | 5.20 | 4 | 5.30 | 5 | 5.70 | 5 | 6.50 | 5 | 8.10 | 6 | 9.90 | 6 | 12.20 | 6 | 15.50 | 7 | 25.50 | 11 | 85.50 | 20 |
| 1969 | 12.00 | 15 | 12.00 | 14 | 12.40 | 15 | 13.20 | 15 | 14.30 | 15 | 18.10 | 17 | 23.90 | 23 | 32.00 | 23 | 45.50 | 23 | 81.30 | 18 |
| 1970 | 17.00 | 22 | 17.00 | 22 | 17.60 | 22 | 18.30 | 22 | 18.40 | 21 | 20.10 | 20 | 21.10 | 19 | 28.40 | 22 | 30.90 | 17 | 65.50 | 9 |
| 1971 | 14.00 | 19 | 14.00 | 19 | 14.30 | 19 | 14.60 | 18 | 16.10 | 18 | 17.70 | 16 | 20.90 | 17 | 23.30 | 15 | 29.40 | 15 | 73.80 | 13 |
| 1972 | 4.30 | 2 | 4.60 | 2 | 5.10 | 2 | 5.90 | 4 | 6.90 | 4 | 7.50 | 4 | 8.40 | 4 | 8.90 | 4 | 11.60 | 5 | 29.90 | 2 |
| 1973 | 11.00 | 10 | 11.00 | 10 | 11.40 | 11 | 11.80 | 10 | 13.30 | 12 | 20.10 | 21 | 20.40 | 16 | 24.00 | 17 | 36.30 | 19 | 85.50 | 21 |

HIGHEST MEAN DISCHARGE, IN CFS, AND RANKING, FOR THE FOLLOWING NUMBER OF CONSECUTIVE DAYS IN YEAR ENDING SEPTEMBER 30

| YEAR | 1 | 3 | 7 | 15 | 30 | 60 | 90 | 120 | 183 | ANNUAL |
|---|---|---|---|---|---|---|---|---|---|---|
| 1946 | 220.0 25 | 213.0 25 | 190.0 25 | 155.0 25 | 151.0 23 | 118.0 24 | 111.0 22 | 94.8 23 | 74.4 24 | 50.8 23 |
| 1947 | 448.0 4 | 439.0 5 | 411.0 5 | 331.0 7 | 303.0 4 | 237.0 4 | 210.0 5 | 173.0 6 | 133.0 10 | 79.1 12 |
| 1948 | 355.0 12 | 344.0 12 | 306.0 13 | 276.0 11 | 220.0 14 | 212.0 7 | 190.0 7 | 163.0 9 | 133.0 11 | 82.0 10 |
| 1949 | 366.0 11 | 359.0 11 | 330.0 11 | 276.0 12 | 201.0 16 | 172.0 14 | 145.0 13 | 127.0 15 | 102.0 17 | 62.1 17 |
| 1950 | 731.0 1 | 727.0 1 | 690.0 1 | 607.0 1 | 494.0 1 | 409.0 1 | 338.0 1 | 322.0 1 | 252.0 1 | 151.0 1 |
| 1951 | 448.0 5 | 435.0 6 | 408.0 6 | 344.0 5 | 278.0 6 | 225.0 5 | 220.0 4 | 192.0 5 | 181.0 2 | 124.0 2 |
| 1952 | 370.0 10 | 367.0 10 | 347.0 10 | 301.0 10 | 261.0 7 | 204.0 9 | 197.0 6 | 195.0 4 | 167.0 3 | 105.0 4 |
| 1953 | 122.0 27 | 119.0 27 | 111.0 27 | 98.1 27 | 88.1 27 | 80.4 27 | 72.5 27 | 63.6 26 | 52.3 26 | 34.9 26 |
| 1954 | 317.0 15 | 310.0 15 | 283.0 17 | 247.0 17 | 221.0 13 | 174.0 13 | 137.0 16 | 114.0 18 | 85.0 22 | 49.0 24 |
| 1955 | 339.0 13 | 335.0 13 | 319.0 12 | 255.0 15 | 188.0 20 | 146.0 21 | 140.0 15 | 129.0 14 | 124.0 12 | 79.8 11 |
| 1956 | 548.0 2 | 537.0 2 | 506.0 2 | 464.0 2 | 398.0 2 | 246.0 3 | 250.0 2 | 213.0 2 | 156.0 4 | 99.0 5 |
| 1957 | 317.0 16 | 310.0 16 | 290.0 16 | 259.0 14 | 225.0 12 | 157.0 20 | 129.0 21 | 113.0 20 | 95.2 18 | 58.9 18 |
| 1958 | 274.0 19 | 270.0 20 | 243.0 21 | 202.0 21 | 139.0 25 | 104.0 25 | 98.3 25 | 94.4 24 | 83.1 23 | 63.6 15 |
| 1959 | 442.0 6 | 442.0 4 | 433.0 4 | 395.0 3 | 315.0 3 | 278.0 2 | 238.0 3 | 199.0 3 | 150.0 6 | 92.3 8 |
| 1960 | 339.0 14 | 331.0 14 | 296.0 14 | 229.0 19 | 200.0 17 | 160.0 17 | 144.0 14 | 145.0 11 | 135.0 9 | 94.0 6 |
| 1961 | 502.0 3 | 493.0 3 | 469.0 3 | 390.0 4 | 296.0 5 | 207.0 8 | 176.0 10 | 144.0 12 | 105.0 15 | 62.7 16 |
| 1962 | 411.0 8 | 403.0 7 | 382.0 7 | 341.0 6 | 261.0 8 | 169.0 15 | 133.0 19 | 114.0 19 | 86.7 21 | 54.1 22 |
| 1963 | 255.0 22 | 251.0 22 | 232.0 22 | 196.0 24 | 148.0 24 | 96.6 26 | 72.7 26 | 59.8 27 | 43.5 27 | 26.6 27 |
| 1964 | 92.0 28 | 90.7 28 | 87.4 28 | 80.5 28 | 74.7 28 | 64.6 28 | 50.6 28 | 43.1 28 | 32.0 28 | 19.5 28 |
| 1965 | 241.0 23 | 235.0 23 | 222.0 23 | 197.0 22 | 177.0 22 | 176.0 12 | 157.0 11 | 137.0 13 | 102.0 16 | 56.9 20 |
| 1966 | 300.0 17 | 300.0 17 | 291.0 15 | 260.0 13 | 190.0 19 | 125.0 22 | 109.0 23 | 106.0 22 | 106.0 14 | 66.2 14 |
| 1967 | 276.0 18 | 271.0 18 | 260.0 20 | 227.0 20 | 199.0 18 | 158.0 18 | 134.0 18 | 122.0 16 | 114.0 13 | 67.7 13 |
| 1968 | 394.0 9 | 391.0 9 | 374.0 8 | 321.0 8 | 242.0 9 | 212.0 6 | 180.0 9 | 168.0 7 | 138.0 8 | 92.4 7 |
| 1969 | 417.0 7 | 401.0 8 | 358.0 9 | 306.0 9 | 240.0 10 | 187.0 11 | 156.0 12 | 161.0 10 | 141.0 7 | 89.1 9 |
| 1970 | 231.0 24 | 230.0 24 | 221.0 24 | 197.0 23 | 185.0 21 | 158.0 19 | 136.0 17 | 115.0 17 | 88.0 19 | 58.4 19 |
| 1971 | 272.0 20 | 270.0 19 | 265.0 18 | 238.0 18 | 202.0 15 | 162.0 16 | 129.0 20 | 108.0 21 | 87.3 20 | 54.1 21 |
| 1972 | 162.0 26 | 161.0 26 | 156.0 26 | 141.0 26 | 133.0 26 | 123.0 23 | 105.0 24 | 85.4 25 | 64.8 25 | 40.8 25 |
| 1973 | 262.0 21 | 262.0 21 | 260.0 19 | 254.0 16 | 228.0 11 | 198.0 10 | 181.0 8 | 165.0 8 | 153.0 5 | 116.0 3 |

STATISTICS ON NORMAL MONTHLY MEANS(ALL DAYS)

| OCT | NOV | DEC | JAN | FEB | MARCH | APRIL | MAY | JUNE | JULY | AUG | SEPT |
|---|---|---|---|---|---|---|---|---|---|---|---|
| BY ROWS(MEAN,VARIANCE,STANDARD DEVIATION, SKEWNESS, COEFF. OF VARIATION,PERCENTAGE OF AVERAGE FLOW) | | | | | | | | | | | |
| 0.2741E+02 | 0.3964E+02 | 0.6275E+02 | 0.8558E+02 | 0.1028E+03 | 0.1391E+03 | 0.1552E+03 | 0.1087E+03 | 0.5882E+02 | 0.4077E+02 | 0.2776E+02 | 0.2407E+02 |
| 0.7909E+03 | 0.8444E+03 | 0.2572E+04 | 0.4943E+04 | 0.5171E+04 | 0.4093E+04 | 0.8113E+04 | 0.5218E+04 | 0.1388E+04 | 0.9175E+03 | 0.2560E+03 | 0.4703E+03 |
| 0.2812E+02 | 0.2906E+02 | 0.5072E+02 | 0.7030E+02 | 0.7191E+02 | 0.6397E+02 | 0.9007E+02 | 0.7223E+02 | 0.3725E+02 | 0.3029E+02 | 0.1600E+02 | 0.2169E+02 |
| 0.3575E+01 | 0.1028E+01 | 0.1188E+01 | 0.9618E+00 | 0.6244E+00 | 0.4384E+00 | 0.1988E+01 | 0.2066E+01 | 0.1519E+01 | 0.1951E+01 | 0.1264E+01 | 0.2632E+01 |
| 0.1026E+01 | 0.7330E+00 | 0.8083E+00 | 0.8215E+00 | 0.6997E+00 | 0.4600E+00 | 0.5805E+00 | 0.6647E+00 | 0.6334E+00 | 0.7430E+00 | 0.5765E+00 | 0.9011E+00 |
| 0.3142E+01 | 0.4544E+01 | 0.7192E+01 | 0.9809E+01 | 0.1178E+02 | 0.1594E+02 | 0.1779E+02 | 0.1246E+02 | 0.6741E+01 | 0.4673E+01 | 0.3181E+01 | 0.2758E+01 |

STATISTICS ON NORMAL ANNUAL MEANS(ALL DAYS)

| MEAN | VARIANCE | STANDARD DEVIATION | SKEWNESS | COEFF. OF VARIATION | SERIAL CORR |
|---|---|---|---|---|---|
| 0.7252E+02 | 0.9001E+03 | 0.3000E+02 | 0.6162E+00 | 0.4137E+00 | 0.3551E+00 |

STATISTICS ON LOG MONTHLY MEANS(ALL DAYS)

| OCT | NOV | DEC | JAN | FEB | MARCH | APRIL | MAY | JUNE | JULY | AUG | SEPT |
|---|---|---|---|---|---|---|---|---|---|---|---|
| BY ROWS(MEAN,VARIANCE,STANDARD DEVIATION, SKEWNESS, COEFF. OF VARIATION,PERCENTAGE OF AVERAGE FLOW) | | | | | | | | | | | |
| 0.1303E+01 | 0.1469E+01 | 0.1648E+01 | 0.1765E+01 | 0.1877E+01 | 0.2090E+01 | 0.2131E+01 | 0.1957E+01 | 0.1700E+01 | 0.1523E+01 | 0.1382E+01 | 0.1274E+01 |
| 0.1152E+00 | 0.1350E+00 | 0.1516E+00 | 0.1753E+00 | 0.1538E+00 | 0.5630E-01 | 0.5254E-01 | 0.7162E-01 | 0.5909E-01 | 0.7176E-01 | 0.5394E-01 | 0.8414E-01 |
| 0.3395E+00 | 0.3675E+00 | 0.3893E+00 | 0.4187E+00 | 0.3922E+00 | 0.2373E+00 | 0.2292E+00 | 0.2676E+00 | 0.2431E+00 | 0.2679E+00 | 0.2323E+00 | 0.2901E+00 |
| 0.1275E+00 | -0.4900E+00 | -0.2680E+00 | -0.3154E+00 | -0.8217E+00 | -0.1164E+01 | 0.1582E+00 | 0.4035E-01 | 0.4782E+00 | 0.5359E+00 | 0.2696E+00 | 0.6971E+00 |
| 0.2605E+00 | 0.2501E+00 | 0.2362E+00 | 0.2373E+00 | 0.2090E+00 | 0.1135E+00 | 0.1075E+00 | 0.1368E+00 | 0.1430E+00 | 0.1758E+00 | 0.1681E+00 | 0.2277E+00 |
| 0.6477E+01 | 0.7303E+01 | 0.8192E+01 | 0.8771E+01 | 0.9328E+01 | 0.1039E+02 | 0.1059E+02 | 0.9727E+01 | 0.8449E+01 | 0.7572E+01 | 0.6868E+01 | 0.6331E+01 |

STATISTICS ON LOG ANNUAL MEANS(ALL DAYS)

| MEAN | VARIANCE | STANDARD DEVIATION | SKEWNESS | COEFF. OF VARIATION | SERIAL CORR |
|---|---|---|---|---|---|
| 0.1821E+01 | 0.3910E-01 | 0.1977E+00 | -0.7284E+00 | 0.1086E+00 | 0.3928E+00 |

ANNUAL PEAKS

| | | | |
|---|---|---|---|
| 1946 | 220 | 1960 | 339 |
| 1947 | 458 | 1961 | 502 |
| 1948 | 355 | 1962 | 411 |
| 1949 | 366 | 1963 | 267 |
| 1950 | 744 | 1964 | 92 |
| 1951 | 448 | 1965 | 241 |
| 1952 | 370 | 1966 | 300 |
| 1953 | 122 | 1967 | 276 |
| 1954 | 317 | 1968 | 395 |
| 1955 | 339 | 1969 | 422 |
| 1956 | 548 | 1970 | 231 |
| 1957 | 317 | 1971 | 274 |
| 1958 | 274 | 1972 | 164 |
| 1959 | 442 | 1973 | 262 |

04099610 Pretty Lake Inlet near Stroh, Ind.

LOCATION.--41°34'49", long 85°14'59", in SW¼NW¼ sec.15, T.36 N., R.11 E., Lagrange County, on left bank 400 ft (122 m) upstream from mouth and 2.6 miles (4.2 km) west of Stroh.

DRAINAGE AREA.--1.96 mi² (5.08 km²), of which 1.32 mi² (3.42 km²) does not contribute directly to surface runoff.

DURATION TABLE OF DAILY DISCHARGE FOR YEAR ENDING SEPTEMBER 30

| CLASS | 0 | 1 | 2 | 3 | 4 | 5 | 6 | 7 | 8 | 9 | 10 | 11 | 12 | 13 | 14 | 15 | 16 | 17 | 18 | 19 | 20 | 21 | 22 | 23 | 24 | 25 | 26 | 27 | 28 | 29 | 30 | 31 | 32 | 33 | 34 | CFS-DAYS |
|---|---|---|---|---|---|---|---|---|---|---|---|---|---|---|---|---|---|---|---|---|---|---|---|---|---|---|---|---|---|---|---|---|---|---|---|---|
| YEAR | NUMBER OF DAYS IN CLASS | | | | | | | | | | | | | | | | | | | | | | | | | | | | | | | | | | | |
| 1963 | | 6 | 13 | 30 | 18 | 4 | 8 | 5 | 3 | 3 | | 1 | | | 1 | | | | | | | | | | | | | | | | | | | | | 3.8 |
| 1964 | | 172 | 73 | 21 | 7 | 6 | 9 | 8 | 5 | 28 | 12 | 12 | 4 | 3 | 3 | 3 | | | | | | | | | | | | | | | | | | | | 21.5 |
| 1965 | | 93 | 8 | 31 | 23 | 13 | 8 | 14 | 18 | 31 | 19 | 13 | 18 | 6 | 8 | 19 | 16 | 7 | 7 | 9 | 4 | | | | | | | | | | | | | | | 107.4 |
| 1966 | | | 6 | 4 | 6 | 7 | 4 | 26 | 47 | 112 | 37 | 22 | 31 | 10 | 11 | 13 | 9 | 8 | 5 | 3 | | 2 | 1 | | | | | 1 | | | | | | | | 122.4 |
| 1967 | | | | | | | | 12 | 69 | 69 | 60 | 30 | 17 | 12 | 19 | 35 | 10 | 15 | 5 | 7 | 1 | 2 | 1 | | | 1 | | | | | | | | | | 155.4 |
| 1968 | | | | | | | | 1 | 17 | 18 | 77 | 71 | 55 | 28 | 20 | 25 | 13 | 14 | 3 | 9 | 5 | 3 | 3 | 3 | 1 | | | | | | | | | | | 214.2 |
| 1969 | | | | | | | | | | 17 | 63 | 26 | 46 | 40 | 35 | 37 | 27 | 24 | 12 | 17 | 10 | 3 | 1 | 2 | 3 | 1 | | | 1 | | | | | | | 294.9 |
| 1970 | | | | | | | | | | 95 | 102 | 42 | 18 | 15 | 10 | 15 | 5 | 10 | 8 | 16 | 6 | 4 | 4 | 5 | 1 | 3 | 3 | 1 | 2 | | | | | | | 283.6 |
| 1971 | | | | 1 | 12 | 23 | 12 | 31 | 41 | 66 | 53 | 34 | 32 | 11 | 8 | 12 | 5 | 8 | 4 | 3 | 1 | 1 | 3 | 2 | | | | 1 | 1 | | | | | | | 150.1 |
| 1972 | | 15 | 3 | 13 | 26 | 49 | 31 | 59 | 30 | 38 | 17 | 12 | 24 | 11 | 14 | 12 | 4 | 5 | 1 | 1 | | 1 | | | | | | | | | | | | | | 74.8 |
| 1973 | | | | | | | | | | 20 | 27 | 24 | 43 | 66 | 52 | 52 | 32 | 21 | 14 | 8 | 3 | 2 | 1 | | | | | | | | | | | | | 251.3 |

| CLASS | CFS | TOTAL | ACCUM | PERCT | CLASS | CFS | TOTAL | ACCUM | PERCT | CLASS | CFS | TOTAL | ACCUM | PERCT | CLASS | CFS | TOTAL | ACCUM | PERCT |
|---|---|---|---|---|---|---|---|---|---|---|---|---|---|---|---|---|---|---|---|
| 0 | 0.00 | 286 | 3745 | 100.0 | 9 | 0.20 | 467 | 2107 | 56.3 | 18 | 1.6 | 73 | 167 | 4.5 | 27 | 11 | 4 | 4 | .1 |
| 1 | 0.01 | 103 | 3459 | 92.4 | 10 | 0.30 | 287 | 1640 | 43.8 | 19 | 2.0 | 30 | 94 | 2.5 | 28 | | | | |
| 2 | 0.02 | 100 | 3356 | 89.6 | 11 | 0.40 | 288 | 1353 | 36.1 | 20 | 2.5 | 18 | 64 | 1.7 | 29 | | | | |
| 3 | 0.03 | 92 | 3256 | 86.9 | 12 | 0.50 | 202 | 1065 | 28.4 | 21 | 3.1 | 14 | 46 | 1.2 | 30 | | | | |
| 4 | 0.04 | 102 | 3164 | 84.5 | 13 | 0.60 | 181 | 863 | 23.0 | 22 | 3.8 | 12 | 32 | 0.9 | 31 | | | | |
| 5 | 0.05 | 72 | 3062 | 81.8 | 14 | 0.70 | 223 | 682 | 18.2 | 23 | 4.7 | 6 | 20 | 0.5 | 32 | | | | |
| 6 | 0.06 | 156 | 2990 | 79.8 | 15 | 0.90 | 121 | 459 | 12.3 | 24 | 5.8 | 4 | 14 | 0.4 | 33 | | | | |
| 7 | 0.08 | 230 | 2834 | 75.7 | 16 | 1.10 | 112 | 338 | 9.0 | 25 | 7.2 | 3 | 10 | 0.3 | 34 | | | | |
| 8 | 0.10 | 497 | 2604 | 69.5 | 17 | 1.30 | 59 | 226 | 6.0 | 26 | 8.9 | 3 | 7 | 0.2 | | | | | |

LOWEST MEAN DISCHARGE, IN CFS, AND RANKING, FOR THE FOLLOWING NUMBER OF CONSECUTIVE DAYS IN YEAR ENDING MARCH 31

| YEAR | 1 | | 3 | | 7 | | 14 | | 30 | | 60 | | 90 | | 120 | | 183 | | ANNUAL | |
|---|---|---|---|---|---|---|---|---|---|---|---|---|---|---|---|---|---|---|---|---|
| 1965 | 0.00 | 1 | 0.00 | 1 | 0.00 | 1 | 0.00 | 1 | 0.00 | 1 | 0.00 | 1 | 0.00 | 1 | 0.00 | 1 | 0.00 | 1 | 0.17 | 2 |
| 1966 | 0.01 | 3 | 0.01 | 3 | 0.01 | 3 | 0.02 | 3 | 0.03 | 2 | 0.04 | 2 | 0.06 | 4 | 0.11 | 4 | 0.13 | 3 | 0.35 | 3 |
| 1967 | 0.06 | 6 | 0.06 | 6 | 0.07 | 6 | 0.07 | 6 | 0.07 | 5 | 0.08 | 5 | 0.10 | 5 | 0.11 | 5 | 0.14 | 4 | 0.39 | 4 |
| 1968 | 0.07 | 7 | 0.07 | 7 | 0.08 | 7 | 0.08 | 7 | 0.08 | 6 | 0.08 | 6 | 0.10 | 6 | 0.11 | 6 | 0.17 | 5 | 0.49 | 5 |
| 1969 | 0.17 | 9 | 0.20 | 9 | 0.22 | 9 | 0.22 | 9 | 0.24 | 9 | 0.26 | 9 | 0.31 | 9 | 0.36 | 9 | 0.48 | 9 | 0.72 | 8 |
| 1970 | 0.12 | 8 | 0.14 | 8 | 0.14 | 8 | 0.15 | 8 | 0.17 | 8 | 0.22 | 8 | 0.26 | 8 | 0.30 | 8 | 0.29 | 8 | 0.55 | 7 |
| 1971 | 0.03 | 5 | 0.04 | 5 | 0.05 | 5 | 0.06 | 5 | 0.11 | 7 | 0.15 | 7 | 0.17 | 7 | 0.19 | 7 | 0.21 | 6 | 0.90 | 9 |
| 1972 | 0.00 | 2 | 0.00 | 2 | 0.00 | 2 | 0.00 | 2 | 0.03 | 3 | 0.04 | 3 | 0.04 | 2 | 0.04 | 2 | 0.06 | 2 | 0.16 | 1 |
| 1973 | 0.02 | 4 | 0.02 | 4 | 0.03 | 4 | 0.04 | 4 | 0.04 | 4 | 0.07 | 4 | 0.06 | 3 | 0.10 | 3 | 0.23 | 7 | 0.53 | 6 |

HIGHEST MEAN DISCHARGE, IN CFS, AND RANKING, FOR THE FOLLOWING NUMBER OF CONSECUTIVE DAYS IN YEAR ENDING SEPTEMBER 30

| YEAR | 1 | | 3 | | 7 | | 15 | | 30 | | 60 | | 90 | | 120 | | 183 | | ANNUAL | |
|---|---|---|---|---|---|---|---|---|---|---|---|---|---|---|---|---|---|---|---|---|
| 1964 | 0.9 | 10 | 0.7 | 10 | 0.6 | 10 | 0.4 | 10 | 0.3 | 10 | 0.3 | 10 | 0.2 | 10 | 0.2 | 10 | 0.1 | 10 | 0.1 | 10 |
| 1965 | 2.3 | 9 | 2.0 | 8 | 1.7 | 8 | 1.4 | 7 | 1.1 | 7 | 1.0 | 6 | 0.9 | 5 | 0.8 | 7 | 0.5 | 8 | 0.3 | 8 |
| 1966 | 9.5 | 4 | 5.1 | 4 | 2.9 | 4 | 1.8 | 5 | 1.1 | 8 | 0.7 | 8 | 0.6 | 8 | 0.5 | 8 | 0.5 | 7 | 0.3 | 7 |
| 1967 | 5.0 | 5 | 3.7 | 6 | 2.3 | 6 | 1.4 | 8 | 1.2 | 5 | 1.0 | 7 | 0.9 | 7 | 0.8 | 6 | 0.7 | 6 | 0.4 | 5 |
| 1968 | 4.8 | 6 | 4.0 | 5 | 2.8 | 5 | 2.0 | 4 | 1.2 | 6 | 1.1 | 5 | 0.9 | 6 | 0.9 | 5 | 0.7 | 4 | 0.6 | 4 |
| 1969 | 11.0 | 2 | 7.4 | 3 | 5.0 | 3 | 3.4 | 2 | 2.4 | 2 | 1.7 | 2 | 1.4 | 2 | 1.4 | 2 | 1.2 | 2 | 0.8 | 1 |
| 1970 | 11.0 | 3 | 10.6 | 1 | 8.6 | 1 | 5.2 | 1 | 4.4 | 1 | 3.1 | 1 | 2.3 | 1 | 1.8 | 1 | 1.3 | 1 | 0.8 | 2 |
| 1971 | 16.0 | 1 | 9.8 | 2 | 5.1 | 2 | 3.0 | 3 | 2.3 | 3 | 1.5 | 3 | 1.1 | 3 | 0.9 | 3 | 0.7 | 5 | 0.4 | 6 |
| 1972 | 2.6 | 8 | 1.4 | 9 | 0.9 | 9 | 0.7 | 9 | 0.7 | 9 | 0.6 | 9 | 0.5 | 9 | 0.4 | 9 | 0.3 | 9 | 0.2 | 9 |
| 1973 | 3.5 | 7 | 2.3 | 7 | 1.9 | 7 | 1.7 | 6 | 1.4 | 4 | 1.1 | 4 | 1.0 | 4 | 0.9 | 4 | 0.9 | 3 | 0.7 | 3 |

STATISTICS ON NORMAL MONTHLY MEANS(ALL DAYS)

| OCT | NOV | DEC | JAN | FEB | MARCH | APRIL | MAY | JUNE | JULY | AUG | SEPT |
|---|---|---|---|---|---|---|---|---|---|---|---|
| BY ROWS(MEAN,VARIANCE,STANDARD DEVIATION, SKEWNESS, COEFF. OF VARIATION,PERCENTAGE OF AVERAGE FLOW) | | | | | | | | | | | |
| 0.1553E+00 | 0.3058E+00 | 0.5172E+00 | 0.4343E+00 | 0.6696E+00 | 0.7190E+00 | 0.9228E+00 | 0.8600E+00 | 0.3294E+00 | 0.2425E+00 | 0.1979E+00 | 0.1688E+00 |
| 0.1644E-01 | 0.8624E-01 | 0.1706E+00 | 0.2394E+00 | 0.5277E+00 | 0.9460E-01 | 0.3838E+00 | 0.9861E+00 | 0.9220E-01 | 0.4668E-01 | 0.3118E-01 | 0.1559E-01 |
| 0.1282E+00 | 0.2937E+00 | 0.4130E+00 | 0.4893E+00 | 0.7264E+00 | 0.3076E+00 | 0.6195E+00 | 0.9930E+00 | 0.3036E+00 | 0.2160E+00 | 0.1766E+00 | 0.1249E+00 |
| 0.3771E+00 | 0.1062E+01 | -0.5549E-01 | 0.2030E+01 | 0.1580E+01 | 0.1976E+00 | 0.1630E+01 | 0.2775E+01 | 0.8438E+00 | 0.5766E+00 | 0.8957E+00 | 0.6322E+00 |
| 0.8257E+00 | 0.9604E+00 | 0.7987E+00 | 0.1127E+01 | 0.1085E+01 | 0.4278E+00 | 0.6713E+00 | 0.1155E+01 | 0.9219E+00 | 0.8911E+00 | 0.8922E+00 | 0.7399E+00 |
| 0.2812E+01 | 0.5537E+01 | 0.9365E+01 | 0.7865E+01 | 0.1213E+02 | 0.1302E+02 | 0.1671E+02 | 0.1557E+02 | 0.5964E+01 | 0.4390E+01 | 0.3584E+01 | 0.3056E+01 |

STATISTICS ON NORMAL ANNUAL MEANS(ALL DAYS)

| MEAN | VARIANCE | STANDARD DEVIATION | SKEWNESS | COEFF. OF VARIATION | SERIAL CORR |
|---|---|---|---|---|---|
| 0.4588E+00 | 0.6249E-01 | 0.2500E+00 | 0.1745E-01 | 0.5448E+00 | 0.4318E+00 |

STATISTICS ON LOG MONTHLY MEANS(ALL DAYS)

| OCT | NOV | DEC | JAN | FEB | MARCH | APRIL | MAY | JUNE | JULY | AUG | SEPT |
|---|---|---|---|---|---|---|---|---|---|---|---|
| BY ROWS(MEAN,VARIANCE,STANDARD DEVIATION, SKEWNESS, COEFF. OF VARIATION,PERCENTAGE OF AVERAGE FLOW) | | | | | | | | | | | |
| -0.8780E+00 | -0.6331E+00 | -0.4593E+00 | -0.6376E+00 | -0.4860E+00 | -0.1887E+00 | -0.1111E+00 | -0.2247E+00 | -0.6996E+00 | -0.9025E+00 | -0.7167E+00 | -0.7328E+00 |
| 0.4226E+00 | 0.3665E+00 | 0.5455E+00 | 0.3945E+00 | 0.4510E+00 | 0.5192E-01 | 0.7114E-01 | 0.1343E+00 | 0.2538E+00 | 0.4637E+00 | 0.1991E+00 | 0.1523E+00 |
| 0.6501E+00 | 0.6054E+00 | 0.7386E+00 | 0.6281E+00 | 0.6716E+00 | 0.2279E+00 | 0.2667E+00 | 0.3665E+00 | 0.5038E+00 | 0.6809E+00 | 0.4463E+00 | 0.3902E+00 |
| -0.1358E+01 | -0.1285E+01 | -0.2302E+01 | -0.1394E+01 | -0.1071E+01 | -0.1238E+01 | 0.3448E+00 | 0.5411E+00 | -0.3595E+00 | -0.1383E+01 | -0.4842E-01 | 0.2303E+00 |
| -0.7404E+00 | -0.9563E+00 | -0.1608E+01 | -0.9851E+00 | -0.1382E+01 | -0.1207E+01 | -0.2400E+01 | -0.1631E+01 | -0.7201E+00 | -0.7545E+00 | -0.6226E+00 | -0.5325E+00 |
| 0.1316E+02 | 0.9491E+01 | 0.6885E+01 | 0.9559E+01 | 0.7286E+01 | 0.2829E+01 | 0.1666E+01 | 0.3369E+01 | 0.1049E+02 | 0.1353E+02 | 0.1075E+02 | 0.1099E+02 |

STATISTICS ON LOG ANNUAL MEANS(ALL DAYS)

| MEAN | VARIANCE | STANDARD DEVIATION | SKEWNESS | COEFF. OF VARIATION | SERIAL CORR |
|---|---|---|---|---|---|
| -0.4280E+00 | 0.1170E+00 | 0.3421E+00 | -0.1526E+01 | -0.7993E+00 | 0.3926E+00 |

ANNUAL PEAKS

| | |
|---|---|
| 1964 | 1 |
| 1965 | 3 |
| 1966 | 21 |
| 1967 | 8 |
| 1968 | 7 |
| 1969 | 15 |
| 1970 | 13 |
| 1971 | 33 |
| 1972 | 7 |
| 1973 | 4 |

## 04099750 Pigeon River near Scott, Ind.

LOCATION.--Lat 41°44'56", long 85°34'35", in SE¼NW¼ sec.14, T.38 N., R.8 E., Lagrange County, on right bank 20 ft (6 m) downstream from bridge on County Road 750 North, 1,200 ft (366 m) downstream from Page ditch, 0.7 mile (1.1 km) south of Indiana-Michigan state line, and 1.2 miles (1.9 km) northwest of Scott.

DRAINAGE AREA.--361 mi² (935 km²), of which 53.9 mi² (139.6 km²) does not contribute directly to surface runoff.

### DURATION TABLE OF DAILY DISCHARGE FOR YEAR ENDING SEPTEMBER 30

| CLASS | 0 | 1 | 2 | 3 | 4 | 5 | 6 | 7 | 8 | 9 | 10 | 11 | 12 | 13 | 14 | 15 | 16 | 17 | 18 | 19 | 20 | 21 | 22 | 23 | 24 | 25 | 26 | 27 | 28 | 29 | 30 | 31 | 32 | 33 | 34 | |
|---|---|---|---|---|---|---|---|---|---|---|---|---|---|---|---|---|---|---|---|---|---|---|---|---|---|---|---|---|---|---|---|---|---|---|---|---|
| YEAR | | | | | | | | | | | | | | | | NUMBER OF DAYS IN CLASS | | | | | | | | | | | | | | | | | | | | CFS-DAYS |
| 1968 | | | | | | | | | | | | | | | | | 11 | 14 | 16 | 17 | 20 | 13 | 8 | 4 | 4 | 3 | 2 | 2 | 3 | 1 | 1 | 1 | 2 | | | 45196.0 |
| 1969 | | | | | | | | | | | | | 11 | 25 | 25 | 29 | 13 | 9 | 12 | 13 | 32 | 27 | 26 | 23 | 25 | 16 | 15 | 20 | 8 | 13 | 8 | 4 | 8 | 2 | 1 | | 157469.0 |
| 1970 | | | | | | | | | 6 | 8 | 19 | 26 | 63 | 36 | 38 | 22 | 27 | 20 | 26 | 11 | 8 | 4 | 3 | 14 | 9 | 10 | 9 | 5 | 1 | | | | | | | 105056.0 |
| 1971 | | | | | | 5 | 10 | 17 | 13 | 15 | 20 | 8 | 15 | 18 | 19 | 27 | 31 | 24 | 27 | 17 | 26 | 11 | 7 | 5 | 11 | 7 | 14 | 9 | 4 | 4 | | | 1 | | | | 96836.0 |
| 1972 | | 1 | | | | | 3 | 10 | 39 | 23 | 20 | 19 | 52 | 42 | 23 | 21 | 6 | 3 | 14 | 9 | 16 | 13 | 18 | 22 | 11 | 1 | | | | | | | | | | 75624.0 |
| 1973 | | | | | | | | | | | | | | 11 | 8 | 6 | 17 | 13 | 13 | 21 | 37 | 29 | 35 | 45 | 42 | 30 | 18 | 23 | 13 | 3 | 1 | | | | | 157326.0 |

| CLASS | CFS | TOTAL | ACCUM | PERCT | CLASS | CFS | TOTAL | ACCUM | PERCT | CLASS | CFS | TOTAL | ACCUM | PERCT | CLASS | CFS | TOTAL | ACCUM | PERCT |
|---|---|---|---|---|---|---|---|---|---|---|---|---|---|---|---|---|---|---|---|
| 0 | 0.00 | 0 | 1948 | 100.0 | 9 | 98.00 | 38 | 1850 | 95.0 | 18 | 250.0 | 109 | 1054 | 54.1 | 27 | 660 | 64 | 157 | 8.0 |
| 1 | 42.00 | 1 | 1948 | 100.0 | 10 | 110.00 | 46 | 1812 | 93.0 | 19 | 280.0 | 97 | 945 | 48.5 | 28 | 740 | 37 | 93 | 4.7 |
| 2 | 47.00 | 0 | 1947 | 99.9 | 11 | 120.00 | 35 | 1766 | 90.7 | 20 | 310.0 | 157 | 848 | 43.5 | 29 | 820 | 26 | 56 | 2.8 |
| 3 | 52.00 | 0 | 1947 | 99.9 | 12 | 130.00 | 97 | 1731 | 88.9 | 21 | 350.0 | 104 | 691 | 35.5 | 30 | 910 | 11 | 30 | 1.5 |
| 4 | 58.00 | 0 | 1947 | 99.9 | 13 | 150.00 | 122 | 1634 | 83.9 | 22 | 390.0 | 102 | 587 | 30.1 | 31 | 1000 | 5 | 19 | .9 |
| 5 | 64.00 | 5 | 1947 | 99.9 | 14 | 170.00 | 138 | 1512 | 77.6 | 23 | 430.0 | 103 | 485 | 24.9 | 32 | 1100 | 11 | 14 | .7 |
| 6 | 71.00 | 13 | 1942 | 99.7 | 15 | 190.00 | 119 | 1374 | 70.5 | 24 | 480.0 | 96 | 382 | 19.6 | 33 | 1300 | 2 | 3 | .1 |
| 7 | 79.00 | 27 | 1929 | 99.0 | 16 | 210.00 | 116 | 1255 | 64.4 | 25 | 540.0 | 71 | 286 | 14.7 | 34 | 1400 | 1 | 1 | |
| 8 | 88.00 | 52 | 1902 | 97.6 | 17 | 230.00 | 85 | 1139 | 58.5 | 26 | 600.0 | 58 | 215 | 11.0 | | | | | |

### LOWEST MEAN DISCHARGE, IN CFS, AND RANKING, FOR THE FOLLOWING NUMBER OF CONSECUTIVE DAYS IN YEAR ENDING MARCH 31

| YEAR | 1 | | 3 | | 7 | | 14 | | 30 | | 60 | | 90 | | 120 | | 183 | | ANNUAL | |
|---|---|---|---|---|---|---|---|---|---|---|---|---|---|---|---|---|---|---|---|---|
| 1970 | 118.00 | 4 | 134.00 | 4 | 145.00 | 4 | 151.00 | 4 | 154.00 | 4 | 161.00 | 4 | 168.00 | 4 | 193.00 | 4 | 202.00 | 2 | 316.00 | 2 |
| 1971 | 113.00 | 3 | 114.00 | 3 | 119.00 | 3 | 125.00 | 3 | 131.00 | 3 | 149.00 | 3 | 167.00 | 3 | 177.00 | 3 | 205.00 | 3 | 350.00 | 3 |
| 1972 | 42.00 | 1 | 62.70 | 1 | 69.40 | 1 | 73.50 | 1 | 78.60 | 1 | 84.80 | 1 | 89.30 | 1 | 93.40 | 1 | 105.00 | 1 | 169.00 | 1 |
| 1973 | 84.00 | 2 | 86.00 | 2 | 87.40 | 2 | 90.30 | 2 | 103.00 | 2 | 130.00 | 2 | 132.00 | 2 | 159.00 | 2 | 214.00 | 4 | 355.00 | 4 |

### HIGHEST MEAN DISCHARGE, IN CFS, AND RANKING, FOR THE FOLLOWING NUMBER OF CONSECUTIVE DAYS IN YEAR ENDING SEPTEMBER 30

| YEAR | 1 | | 3 | | 7 | | 15 | | 30 | | 60 | | 90 | | 120 | | 183 | | ANNUAL | |
|---|---|---|---|---|---|---|---|---|---|---|---|---|---|---|---|---|---|---|---|---|
| 1969 | 1400.0 | 1 | 1360.0 | 1 | 1300.0 | 1 | 1190.0 | 1 | 969.0 | 1 | 774.0 | 1 | 656.0 | 1 | 666.0 | 1 | 612.0 | 1 | 431.0 | 1 |
| 1970 | 949.0 | 3 | 862.0 | 4 | 816.0 | 2 | 742.0 | 2 | 699.0 | 2 | 633.0 | 2 | 532.0 | 3 | 464.0 | 3 | 383.0 | 3 | 288.0 | 3 |
| 1971 | 1130.0 | 2 | 967.0 | 2 | 763.0 | 4 | 740.0 | 3 | 678.0 | 3 | 611.0 | 3 | 506.0 | 4 | 436.0 | 4 | 382.0 | 4 | 265.0 | 4 |
| 1972 | 548.0 | 5 | 521.0 | 5 | 484.0 | 5 | 469.0 | 5 | 465.0 | 5 | 426.0 | 5 | 388.0 | 5 | 331.0 | 5 | 278.0 | 5 | 207.0 | 5 |
| 1973 | 914.0 | 4 | 864.0 | 3 | 795.0 | 3 | 729.0 | 4 | 666.0 | 4 | 596.0 | 4 | 576.0 | 2 | 541.0 | 2 | 534.0 | 2 | 431.0 | 2 |

### STATISTICS ON NORMAL MONTHLY MEANS(ALL DAYS)

| OCT | NOV | DEC | JAN | FEB | MARCH | APRIL | MAY | JUNE | JULY | AUG | SEPT |
|---|---|---|---|---|---|---|---|---|---|---|---|
| BY ROWS(MEAN,VARIANCE,STANDARD DEVIATION, SKEWNESS, COEFF. OF VARIATION,PERCENTAGE OF AVERAGE FLOW) | | | | | | | | | | | |
| 0.1856E+03 | 0.2749E+03 | 0.3296E+03 | 0.3749E+03 | 0.4483E+03 | 0.4320E+03 | 0.5406E+03 | 0.4613E+03 | 0.3080E+03 | 0.2218E+03 | 0.1719E+03 | 0.1563E+03 |
| 0.3649E+04 | 0.1947E+05 | 0.1952E+05 | 0.5519E+05 | 0.7676E+05 | 0.1983E+05 | 0.2926E+05 | 0.2504E+05 | 0.2525E+05 | 0.9610E+04 | 0.5116E+04 | 0.2025E+04 |
| 0.6040E+02 | 0.1395E+03 | 0.1397E+03 | 0.2349E+03 | 0.2770E+03 | 0.1408E+03 | 0.1711E+03 | 0.1583E+03 | 0.1589E+03 | 0.9803E+02 | 0.7153E+02 | 0.4500E+02 |
| -0.4343E+00 | 0.5497E+00 | -0.5729E-01 | 0.6859E+00 | 0.5103E+00 | 0.5182E+00 | -0.4058E+00 | -0.4830E+00 | 0.8566E+00 | 0.5674E+00 | 0.6680E+00 | -0.9810E+00 |
| 0.3254E+00 | 0.5075E+00 | 0.4238E+00 | 0.6267E+00 | 0.6179E+00 | 0.3260E+00 | 0.3164E+00 | 0.3431E+00 | 0.5160E+00 | 0.4420E+00 | 0.4162E+00 | 0.2879E+00 |
| 0.4754E+01 | 0.7040E+01 | 0.8441E+01 | 0.9599E+01 | 0.1148E+02 | 0.1106E+02 | 0.1384E+02 | 0.1181E+02 | 0.7886E+01 | 0.5679E+01 | 0.4401E+01 | 0.4003E+01 |

### STATISTICS ON NORMAL ANNUAL MEANS(ALL DAYS)

| MEAN | VARIANCE | STANDARD DEVIATION | SKEWNESS | COEFF. OF VARIATION | SERIAL CORR |
|---|---|---|---|---|---|
| 0.3244E+03 | 0.1038E+05 | 0.1019E+03 | 0.2143E+00 | 0.3140E+00 | -0.3738E+00 |

STATISTICS ON NORMAL MONTHLY MEANS(ALL DAYS)

| OCT | NOV | DEC | JAN | FEB | MARCH | APRIL | MAY | JUNE | JULY | AUG | SEPT |
|---|---|---|---|---|---|---|---|---|---|---|---|
| BY ROWS(MEAN,VARIANCE,STANDARD DEVIATION, SKEWNESS, COEFF. OF VARIATION,PERCENTAGE OF AVERAGE FLOW) | | | | | | | | | | | |
| 0.1553E+00 | 0.3058E+00 | 0.5172E+00 | 0.4343E+00 | 0.6696E+00 | 0.7190E+00 | 0.9228E+00 | 0.8600E+00 | 0.3294E+00 | 0.2425E+00 | 0.1979E+00 | 0.1688E+00 |
| 0.1644E-01 | 0.8624E-01 | 0.1706E+00 | 0.2394E+00 | 0.5277E+00 | 0.9460E-01 | 0.3838E+00 | 0.9861E+00 | 0.9220E-01 | 0.4668E-01 | 0.3118E-01 | 0.1559E-01 |
| 0.1282E+00 | 0.2937E+00 | 0.4130E+00 | 0.4893E+00 | 0.7264E+00 | 0.3076E+00 | 0.6195E+00 | 0.9930E+00 | 0.3036E+00 | 0.2160E+00 | 0.1766E+00 | 0.1249E+00 |
| 0.3771E+00 | 0.1062E+01 | -0.5549E-01 | 0.2030E+01 | 0.1580E+01 | 0.1976E+00 | 0.1630E+01 | 0.2775E+01 | 0.8438E+00 | 0.5766E+00 | 0.8957E+00 | 0.6322E+00 |
| 0.8257E+00 | 0.9604E+00 | 0.7987E+00 | 0.1127E+01 | 0.1085E+01 | 0.4278E+00 | 0.6713E+00 | 0.1155E+01 | 0.9219E+00 | 0.8911E+00 | 0.8922E+00 | 0.7399E+00 |
| 0.2812E+01 | 0.5537E+01 | 0.9365E+01 | 0.7865E+01 | 0.1213E+02 | 0.1302E+02 | 0.1671E+02 | 0.1557E+02 | 0.5964E+01 | 0.4390E+01 | 0.3584E+01 | 0.3056E+01 |

STATISTICS ON NORMAL ANNUAL MEANS(ALL DAYS)

| MEAN | VARIANCE | STANDARD DEVIATION | SKEWNESS | COEFF. OF VARIATION | SERIAL CORR |
|---|---|---|---|---|---|
| 0.4588E+00 | 0.6249E-01 | 0.2500E+00 | 0.1745E-01 | 0.5448E+00 | 0.4318E+00 |

STATISTICS ON LOG MONTHLY MEANS(ALL DAYS)

| OCT | NOV | DEC | JAN | FEB | MARCH | APRIL | MAY | JUNE | JULY | AUG | SEPT |
|---|---|---|---|---|---|---|---|---|---|---|---|
| BY ROWS(MEAN,VARIANCE,STANDARD DEVIATION, SKEWNESS, COEFF. OF VARIATION,PERCENTAGE OF AVERAGE FLOW) | | | | | | | | | | | |
| -0.8780E+00 | -0.6331E+00 | -0.4593E+00 | -0.6376E+00 | -0.4860E+00 | -0.1887E+00 | -0.1111E+00 | -0.2247E+00 | -0.6996E+00 | -0.9025E+00 | -0.7167E+00 | -0.7328E+00 |
| 0.4226E+00 | 0.3665E+00 | 0.5455E+00 | 0.3945E+00 | 0.4510E+00 | 0.5192E-01 | 0.7114E-01 | 0.1343E+00 | 0.2538E+00 | 0.4637E+00 | 0.1991E+00 | 0.1523E+00 |
| 0.6501E+00 | 0.6054E+00 | 0.7386E+00 | 0.6281E+00 | 0.6716E+00 | 0.2279E+00 | 0.2667E+00 | 0.3665E+00 | 0.5038E+00 | 0.6809E+00 | 0.4463E+00 | 0.3902E+00 |
| -0.1358E+01 | -0.1285E+01 | -0.2302E+01 | -0.1394E+01 | -0.1071E+01 | -0.1238E+01 | 0.3448E+00 | 0.5411E+00 | -0.3595E+00 | -0.1383E+01 | -0.4842E-01 | 0.2303E+00 |
| -0.7404E+00 | -0.9563E+00 | -0.1608E+01 | -0.9851E+00 | -0.1382E+01 | -0.1207E+01 | -0.2400E+01 | -0.1631E+01 | -0.7201E+00 | -0.7545E+00 | -0.6226E+00 | -0.5325E+00 |
| 0.1316E+02 | 0.9491E+01 | 0.6885E+01 | 0.9559E+01 | 0.7286E+01 | 0.2829E+01 | 0.1666E+01 | 0.3369E+01 | 0.1049E+02 | 0.1353E+02 | 0.1075E+02 | 0.1099E+02 |

STATISTICS ON LOG ANNUAL MEANS(ALL DAYS)

| MEAN | VARIANCE | STANDARD DEVIATION | SKEWNESS | COEFF. OF VARIATION | SERIAL CORR |
|---|---|---|---|---|---|
| -0.4280E+00 | 0.1170E+00 | 0.3421E+00 | -0.1526E+01 | -0.7993E+00 | 0.3926E+00 |

ANNUAL PEAKS

| | |
|---|---|
| 1964 | 1 |
| 1965 | 3 |
| 1966 | 21 |
| 1967 | 8 |
| 1968 | 7 |
| 1969 | 15 |
| 1970 | 13 |
| 1971 | 33 |
| 1972 | 7 |
| 1973 | 4 |

## 04099750 Pigeon River near Scott, Ind.

LOCATION.--Lat 41°44'56", long 85°34'35", in SE¼NW¼ sec.14, T.38 N., R.8 E., Lagrange County, on right bank 20 ft (6 m) downstream from bridge on County Road 750 North, 1,200 ft (366 m) downstream from Page ditch, 0.7 mile (1.1 km) south of Indiana-Michigan state line, and 1.2 miles (1.9 km) northwest of Scott.

DRAINAGE AREA.--361 $mi^2$ (935 $km^2$), of which 53.9 $mi^2$ (139.6 $km^2$) does not contribute directly to surface runoff.

### DURATION TABLE OF DAILY DISCHARGE FOR YEAR ENDING SEPTEMBER 30

| CLASS | 0 | 1 | 2 | 3 | 4 | 5 | 6 | 7 | 8 | 9 | 10 | 11 | 12 | 13 | 14 | 15 | 16 | 17 | 18 | 19 | 20 | 21 | 22 | 23 | 24 | 25 | 26 | 27 | 28 | 29 | 30 | 31 | 32 | 33 | 34 | |
|---|---|---|---|---|---|---|---|---|---|---|---|---|---|---|---|---|---|---|---|---|---|---|---|---|---|---|---|---|---|---|---|---|---|---|---|---|
| YEAR | NUMBER OF DAYS IN CLASS | | | | | | | | | | | | | | | | | | | | | | | | | | | | | | | | | | | CFS-DAYS |
| 1968 | | | | | | | | | | | | | | | | | 11 | 14 | 16 | 17 | 20 | 13 | 8 | 4 | 4 | 3 | 2 | 2 | 3 | 1 | 1 | 1 | 2 | | | 45196.0 |
| 1969 | | | | | | | | | | | | | 11 | 25 | 25 | 29 | 13 | 9 | 12 | 13 | 32 | 27 | 26 | 23 | 25 | 16 | 15 | 20 | 8 | 13 | 8 | 4 | 8 | 2 | 1 | 157469.0 |
| 1970 | | | | | | | | | 6 | 8 | 19 | 26 | 63 | 36 | 38 | 22 | 27 | 20 | 26 | 11 | 8 | 4 | 3 | 14 | 9 | 10 | 9 | 5 | 1 | | | | | | | 105056.0 |
| 1971 | | | | | | 5 | 10 | 17 | 13 | 15 | 20 | 8 | 15 | 18 | 19 | 27 | 31 | 24 | 27 | 17 | 26 | 11 | 7 | 5 | 11 | 7 | 14 | 9 | 4 | 4 | | | 1 | | | 96836.0 |
| 1972 | | 1 | | | | 3 | 10 | 39 | 23 | 20 | 19 | 52 | 42 | 23 | 21 | 6 | 3 | 14 | 9 | 16 | 13 | 18 | 22 | 11 | 1 | | | | | | | | | | | 75624.0 |
| 1973 | | | | | | | | | | | | | 11 | 8 | 6 | 17 | 13 | 13 | 21 | 37 | 29 | 35 | 45 | 42 | 30 | 18 | 23 | 13 | 3 | 1 | | | | | | 157326.0 |

| CLASS | CFS | TOTAL | ACCUM | PERCT | CLASS | CFS | TOTAL | ACCUM | PERCT | CLASS | CFS | TOTAL | ACCUM | PERCT | CLASS | CFS | TOTAL | ACCUM | PERCT |
|---|---|---|---|---|---|---|---|---|---|---|---|---|---|---|---|---|---|---|---|
| 0 | 0.00 | 0 | 1948 | 100.0 | 9 | 98.00 | 38 | 1850 | 95.0 | 18 | 250.0 | 109 | 1054 | 54.1 | 27 | 660 | 64 | 157 | 8.0 |
| 1 | 42.00 | 1 | 1948 | 100.0 | 10 | 110.00 | 46 | 1812 | 93.0 | 19 | 280.0 | 97 | 945 | 48.5 | 28 | 740 | 37 | 93 | 4.7 |
| 2 | 47.00 | 0 | 1947 | 99.9 | 11 | 120.00 | 35 | 1766 | 90.7 | 20 | 310.0 | 157 | 848 | 43.5 | 29 | 820 | 26 | 56 | 2.8 |
| 3 | 52.00 | 0 | 1947 | 99.9 | 12 | 130.00 | 97 | 1731 | 88.9 | 21 | 350.0 | 104 | 691 | 35.5 | 30 | 910 | 11 | 30 | 1.5 |
| 4 | 58.00 | 0 | 1947 | 99.9 | 13 | 150.00 | 122 | 1634 | 83.9 | 22 | 390.0 | 102 | 587 | 30.1 | 31 | 1000 | 5 | 19 | .9 |
| 5 | 64.00 | 5 | 1947 | 99.9 | 14 | 170.00 | 138 | 1512 | 77.6 | 23 | 430.0 | 103 | 485 | 24.9 | 32 | 1100 | 11 | 14 | .7 |
| 6 | 71.00 | 13 | 1942 | 99.7 | 15 | 190.00 | 119 | 1374 | 70.5 | 24 | 480.0 | 96 | 382 | 19.6 | 33 | 1300 | 2 | 3 | .1 |
| 7 | 79.00 | 27 | 1929 | 99.0 | 16 | 210.00 | 116 | 1255 | 64.4 | 25 | 540.0 | 71 | 286 | 14.7 | 34 | 1400 | 1 | 1 | |
| 8 | 88.00 | 52 | 1902 | 97.6 | 17 | 230.00 | 85 | 1139 | 58.5 | 26 | 600.0 | 58 | 215 | 11.0 | | | | | |

### LOWEST MEAN DISCHARGE, IN CFS, AND RANKING, FOR THE FOLLOWING NUMBER OF CONSECUTIVE DAYS IN YEAR ENDING MARCH 31

| YEAR | 1 | | 3 | | 7 | | 14 | | 30 | | 60 | | 90 | | 120 | | 183 | | ANNUAL | |
|---|---|---|---|---|---|---|---|---|---|---|---|---|---|---|---|---|---|---|---|---|
| 1970 | 118.00 | 4 | 134.00 | 4 | 145.00 | 4 | 151.00 | 4 | 154.00 | 4 | 161.00 | 4 | 168.00 | 4 | 193.00 | 4 | 202.00 | 2 | 316.00 | 2 |
| 1971 | 113.00 | 3 | 114.00 | 3 | 119.00 | 3 | 125.00 | 3 | 131.00 | 3 | 149.00 | 3 | 167.00 | 3 | 177.00 | 3 | 205.00 | 3 | 350.00 | 3 |
| 1972 | 42.00 | 1 | 62.70 | 1 | 69.40 | 1 | 73.50 | 1 | 78.60 | 1 | 84.80 | 1 | 89.30 | 1 | 93.40 | 1 | 105.00 | 1 | 169.00 | 1 |
| 1973 | 84.00 | 2 | 86.00 | 2 | 87.40 | 2 | 90.30 | 2 | 103.00 | 2 | 130.00 | 2 | 132.00 | 2 | 159.00 | 2 | 214.00 | 4 | 355.00 | 4 |

### HIGHEST MEAN DISCHARGE, IN CFS, AND RANKING, FOR THE FOLLOWING NUMBER OF CONSECUTIVE DAYS IN YEAR ENDING SEPTEMBER 30

| YEAR | 1 | | 3 | | 7 | | 15 | | 30 | | 60 | | 90 | | 120 | | 183 | | ANNUAL | |
|---|---|---|---|---|---|---|---|---|---|---|---|---|---|---|---|---|---|---|---|---|
| 1969 | 1400.0 | 1 | 1360.0 | 1 | 1300.0 | 1 | 1190.0 | 1 | 969.0 | 1 | 774.0 | 1 | 656.0 | 1 | 666.0 | 1 | 612.0 | 1 | 431.0 | 1 |
| 1970 | 949.0 | 3 | 862.0 | 4 | 816.0 | 2 | 742.0 | 2 | 699.0 | 2 | 633.0 | 2 | 532.0 | 3 | 464.0 | 3 | 383.0 | 3 | 288.0 | 3 |
| 1971 | 1130.0 | 2 | 967.0 | 2 | 763.0 | 4 | 740.0 | 3 | 678.0 | 3 | 611.0 | 3 | 506.0 | 4 | 436.0 | 4 | 382.0 | 4 | 265.0 | 4 |
| 1972 | 548.0 | 5 | 521.0 | 5 | 484.0 | 5 | 469.0 | 5 | 465.0 | 5 | 426.0 | 5 | 388.0 | 5 | 331.0 | 5 | 278.0 | 5 | 207.0 | 5 |
| 1973 | 914.0 | 4 | 864.0 | 3 | 795.0 | 3 | 729.0 | 4 | 666.0 | 4 | 596.0 | 4 | 576.0 | 2 | 541.0 | 2 | 534.0 | 2 | 431.0 | 2 |

### STATISTICS ON NORMAL MONTHLY MEANS(ALL DAYS)

| OCT | NOV | DEC | JAN | FEB | MARCH | APRIL | MAY | JUNE | JULY | AUG | SEPT |
|---|---|---|---|---|---|---|---|---|---|---|---|
| BY ROWS(MEAN,VARIANCE,STANDARD DEVIATION, SKEWNESS, COEFF. OF VARIATION,PERCENTAGE OF AVERAGE FLOW) | | | | | | | | | | | |
| 0.1856E+03 | 0.2749E+03 | 0.3296E+03 | 0.3749E+03 | 0.4483E+03 | 0.4320E+03 | 0.5406E+03 | 0.4613E+03 | 0.3080E+03 | 0.2218E+03 | 0.1719E+03 | 0.1563E+03 |
| 0.3649E+04 | 0.1947E+05 | 0.1952E+05 | 0.5519E+05 | 0.7676E+05 | 0.1983E+05 | 0.2926E+05 | 0.2504E+05 | 0.2525E+05 | 0.9610E+04 | 0.5116E+04 | 0.2025E+04 |
| 0.6040E+02 | 0.1395E+03 | 0.1397E+03 | 0.2349E+03 | 0.2770E+03 | 0.1408E+03 | 0.1711E+03 | 0.1583E+03 | 0.1589E+03 | 0.9803E+02 | 0.7153E+02 | 0.4500E+02 |
| -0.4343E+00 | 0.5497E+00 | -0.5729E-01 | 0.6859E+00 | 0.5103E+00 | 0.5182E+00 | -0.4058E+00 | -0.4830E+00 | 0.8566E+00 | 0.5674E+00 | 0.6680E+00 | -0.9810E+00 |
| 0.3254E+00 | 0.5075E+00 | 0.4238E+00 | 0.6267E+00 | 0.6179E+00 | 0.3260E+00 | 0.3164E+00 | 0.3431E+00 | 0.5160E+00 | 0.4420E+00 | 0.4162E+00 | 0.2879E+00 |
| 0.4754E+01 | 0.7040E+01 | 0.8441E+01 | 0.9599E+01 | 0.1148E+02 | 0.1106E+02 | 0.1384E+02 | 0.1181E+02 | 0.7886E+01 | 0.5679E+01 | 0.4401E+01 | 0.4003E+01 |

### STATISTICS ON NORMAL ANNUAL MEANS(ALL DAYS)

| MEAN | VARIANCE | STANDARD DEVIATION | SKEWNESS | COEFF. OF VARIATION | SERIAL CORR |
|---|---|---|---|---|---|
| 0.3244E+03 | 0.1038E+05 | 0.1019E+03 | 0.2143E+00 | 0.3140E+00 | -0.3738E+00 |

STATISTICS ON LOG MONTHLY MEANS(ALL DAYS)

| OCT | NOV | DEC | JAN | FEB | MARCH | APRIL | MAY | JUNE | JULY | AUG | SEPT |
|---|---|---|---|---|---|---|---|---|---|---|---|
| BY ROWS(MEAN,VARIANCE,STANDARD DEVIATION, SKEWNESS, COEFF. OF VARIATION,PERCENTAGE OF AVERAGE FLOW) | | | | | | | | | | | |
| 0.2247E+01 | 0.2386E+01 | 0.2482E+01 | 0.2506E+01 | 0.2574E+01 | 0.2617E+01 | 0.2713E+01 | 0.2639E+01 | 0.2443E+01 | 0.2311E+01 | 0.2205E+01 | 0.2176E+01 |
| 0.2619E-01 | 0.6453E-01 | 0.4141E-01 | 0.7179E-01 | 0.9204E-01 | 0.1933E-01 | 0.2235E-01 | 0.2933E-01 | 0.4890E-01 | 0.3828E-01 | 0.3300E-01 | 0.2129E-01 |
| 0.1618E+00 | 0.2540E+00 | 0.2035E+00 | 0.2679E+00 | 0.3034E+00 | 0.1390E+00 | 0.1495E+00 | 0.1712E+00 | 0.2211E+00 | 0.1957E+00 | 0.1817E+00 | 0.1459E+00 |
| -0.1241E+01 | -0.9439E+00 | -0.5407E+00 | 0.6249E+00 | -0.3998E+00 | 0.4490E+00 | -0.6243E+00 | -0.1145E+01 | 0.3539E+00 | 0.4817E-01 | 0.1107E+00 | -0.1502E+01 |
| 0.7202E-01 | 0.1064E+00 | 0.8198E-01 | 0.1069E+00 | 0.1178E+00 | 0.5312E-01 | 0.5509E-01 | 0.6488E-01 | 0.9052E-01 | 0.8466E-01 | 0.8239E-01 | 0.6705E-01 |
| 0.7668E+01 | 0.8145E+01 | 0.8472E+01 | 0.8552E+01 | 0.8785E+01 | 0.8932E+01 | 0.9260E+01 | 0.9008E+01 | 0.8338E+01 | 0.7887E+01 | 0.7525E+01 | 0.7428E+01 |

STATISTICS ON LOG ANNUAL MEANS(ALL DAYS)

| MEAN | VARIANCE | STANDARD DEVIATION | SKEWNESS | COEFF. OF VARIATION | SERIAL CORR |
|---|---|---|---|---|---|
| 0.2493E+01 | 0.1943E-01 | 0.1394E+00 | -0.6424E-01 | 0.5590E-01 | -0.3818E+00 |

ANNUAL PEAKS

| | |
|---|---|
| 1969 | 1450 |
| 1970 | 975 |
| 1971 | 1170 |
| 1972 | 584 |
| 1973 | 934 |

## 04100000 Christiana Creek at Elkhart, Ind.

LOCATION.--Lat 41°41'45", long 85°58'35", in NE¼ sec.5, T.37 N., R.5 E., on right bank at Elkhart Water Works pumping plant, 0.38 mile (0.60 km) upstream from mouth.

DRAINAGE AREA.--119 mi² (308 km²).

DURATION TABLE OF DAILY DISCHARGE FOR YEAR ENDING SEPTEMBER 30

| CLASS | 0 | 1 | 2 | 3 | 4 | 5 | 6 | 7 | 8 | 9 | 10 | 11 | 12 | 13 | 14 | 15 | 16 | 17 | 18 | 19 | 20 | 21 | 22 | 23 | 24 | 25 | 26 | 27 | 28 | 29 | 30 | 31 | 32 | 33 | 34 | CFS-DAYS |
|---|---|---|---|---|---|---|---|---|---|---|---|---|---|---|---|---|---|---|---|---|---|---|---|---|---|---|---|---|---|---|---|---|---|---|---|---|
| YEAR | NUMBER OF DAYS IN CLASS | | | | | | | | | | | | | | | | | | | | | | | | | | | | | | | | | | | |
| 1947 | | | | | | 1 | 2 | 4 | 9 | 2 | 3 | 2 | 2 | 2 | 9 | 14 | 20 | 11 | 7 | 5 | 9 | 10 | 8 | 5 | 6 | 12 | 13 | 12 | 6 | 1 | 3 | 1 | 1 | 1 | 2 | 32300.0 |
| 1948 | | | 3 | 14 | 11 | 5 | 9 | 38 | 32 | 29 | 32 | 16 | 11 | 5 | 56 | 33 | 12 | 14 | 19 | 3 | 4 | 8 | 1 | 3 | 2 | 1 | 1 | 1 | 2 | 1 | | | | | | 35575.0 |
| 1949 | | 1 | 4 | 7 | 13 | 20 | 18 | 31 | 15 | 22 | 22 | 16 | 27 | 11 | 31 | 26 | 30 | 9 | 15 | 7 | 9 | 21 | 1 | 2 | 4 | 3 | | | | | | | | | | 36588.0 |
| 1950 | | | | | | 5 | 2 | 6 | 15 | 9 | 25 | 28 | 19 | 2 | 8 | 14 | 7 | 5 | 13 | 14 | 29 | 47 | 16 | 17 | 28 | 14 | 8 | 13 | 8 | 7 | 1 | 2 | 1 | 2 | | 58618.0 |
| 1951 | | | | | | | | | | 2 | 8 | 22 | 31 | 17 | 54 | 33 | 45 | 34 | 39 | 18 | 17 | 28 | 9 | 4 | 4 | | | | | | | | | | | 46360.0 |
| 1952 | | | | | | | | | | | | | 1 | | 4 | 9 | 4 | 17 | 37 | 16 | 18 | 40 | 7 | 10 | 11 | 6 | 2 | 1 | | | | | | | | 30143.0 |

| CLASS | CFS | TOTAL | ACCUM | PERCT | CLASS | CFS | TOTAL | ACCUM | PERCT | CLASS | CFS | TOTAL | ACCUM | PERCT | CLASS | CFS | TOTAL | ACCUM | PERCT |
|---|---|---|---|---|---|---|---|---|---|---|---|---|---|---|---|---|---|---|---|
| 0 | 0.00 | 0 | 1827 | 100.0 | 9 | 72.00 | 64 | 1562 | 85.5 | 18 | 140.0 | 130 | 697 | 38.1 | 27 | 270 | 27 | 66 | 3.6 |
| 1 | 40.00 | 1 | 1827 | 100.0 | 10 | 77.00 | 90 | 1498 | 82.0 | 19 | 150.0 | 63 | 567 | 31.0 | 28 | 290 | 16 | 39 | 2.1 |
| 2 | 43.00 | 7 | 1826 | 99.9 | 11 | 83.00 | 84 | 1408 | 77.1 | 20 | 160.0 | 86 | 504 | 27.6 | 29 | 310 | 9 | 23 | 1.2 |
| 3 | 46.00 | 21 | 1819 | 99.6 | 12 | 89.00 | 91 | 1324 | 72.5 | 21 | 170.0 | 154 | 418 | 22.9 | 30 | 330 | 4 | 14 | .7 |
| 4 | 50.00 | 24 | 1798 | 98.4 | 13 | 96.00 | 37 | 1233 | 67.5 | 22 | 190.0 | 42 | 264 | 14.4 | 31 | 360 | 3 | 10 | .5 |
| 5 | 54.00 | 31 | 1774 | 97.1 | 14 | 100.00 | 162 | 1196 | 65.5 | 23 | 200.0 | 41 | 222 | 12.2 | 32 | 380 | 2 | 7 | .3 |
| 6 | 58.00 | 31 | 1743 | 95.4 | 15 | 110.00 | 129 | 1034 | 56.6 | 24 | 210.0 | 55 | 181 | 9.9 | 33 | 410 | 3 | 5 | .2 |
| 7 | 62.00 | 79 | 1712 | 93.7 | 16 | 120.00 | 118 | 905 | 49.5 | 25 | 230.0 | 36 | 126 | 6.9 | 34 | 440 | 2 | 2 | .1 |
| 8 | 67.00 | 71 | 1633 | 89.4 | 17 | 130.00 | 90 | 787 | 43.1 | 26 | 250.0 | 24 | 90 | 4.9 | | | | | |

LOWEST MEAN DISCHARGE, IN CFS, AND RANKING, FOR THE FOLLOWING NUMBER OF CONSECUTIVE DAYS IN YEAR ENDING MARCH 31

| YEAR | 1 | | 3 | | 7 | | 14 | | 30 | | 60 | | 90 | | 120 | | 183 | | ANNUAL | |
|---|---|---|---|---|---|---|---|---|---|---|---|---|---|---|---|---|---|---|---|---|
| 1948 | 57.00 | 3 | 58.70 | 3 | 62.40 | 3 | 65.50 | 3 | 73.30 | 3 | 85.70 | 3 | 96.30 | 4 | 95.50 | 3 | 99.40 | 3 | 142.00 | 3 |
| 1949 | 45.00 | 2 | 45.30 | 2 | 47.70 | 2 | 49.10 | 2 | 49.40 | 1 | 55.30 | 2 | 58.00 | 1 | 62.90 | 1 | 67.90 | 1 | 99.30 | 1 |
| 1950 | 40.00 | 1 | 43.70 | 1 | 46.10 | 1 | 48.50 | 1 | 51.30 | 2 | 54.80 | 1 | 60.90 | 2 | 65.10 | 2 | 74.20 | 2 | 115.00 | 2 |
| 1951 | 73.00 | 4 | 75.70 | 4 | 79.70 | 4 | 81.20 | 4 | 82.20 | 4 | 97.60 | 5 | 95.40 | 3 | 98.40 | 4 | 114.00 | 4 | 155.00 | 5 |
| 1952 | 74.00 | 5 | 80.30 | 5 | 82.40 | 5 | 86.60 | 5 | 90.40 | 5 | 97.50 | 4 | 102.00 | 5 | 106.00 | 5 | 119.00 | 5 | 145.00 | 4 |

HIGHEST MEAN DISCHARGE, IN CFS, AND RANKING, FOR THE FOLLOWING NUMBER OF CONSECUTIVE DAYS IN YEAR ENDING SEPTEMBER 30

| YEAR | 1 | | 3 | | 7 | | 15 | | 30 | | 60 | | 90 | | 120 | | 183 | | ANNUAL | |
|---|---|---|---|---|---|---|---|---|---|---|---|---|---|---|---|---|---|---|---|---|
| 1948 | 320.0 | 2 | 305.0 | 2 | 277.0 | 2 | 223.0 | 2 | 182.0 | 2 | 156.0 | 4 | 147.0 | 4 | 131.0 | 4 | 123.0 | 4 | 97.2 | 4 |
| 1949 | 232.0 | 3 | 231.0 | 3 | 225.0 | 3 | 206.0 | 3 | 177.0 | 3 | 163.0 | 2 | 151.0 | 3 | 140.0 | 3 | 129.0 | 3 | 100.0 | 3 |
| 1950 | 416.0 | 1 | 407.0 | 1 | 378.0 | 1 | 320.0 | 1 | 294.0 | 1 | 272.0 | 1 | 249.0 | 1 | 239.0 | 1 | 215.0 | 1 | 161.0 | 1 |
| 1951 | 224.0 | 4 | 218.0 | 4 | 204.0 | 4 | 178.0 | 4 | 164.0 | 4 | 158.0 | 3 | 155.0 | 2 | 152.0 | 2 | 149.0 | 2 | 127.0 | 2 |

STATISTICS ON NORMAL MONTHLY MEANS(ALL DAYS)

| OCT | NOV | DEC | JAN | FEB | MARCH | APRIL | MAY | JUNE | JULY | AUG | SEPT |
|---|---|---|---|---|---|---|---|---|---|---|---|
| BY ROWS(MEAN,VARIANCE,STANDARD DEVIATION, SKEWNESS, COEFF. OF VARIATION,PERCENTAGE OF AVERAGE FLOW) | | | | | | | | | | | |
| 0.7905E+02 | 0.8817E+02 | 0.1202E+03 | 0.1423E+03 | 0.1410E+03 | 0.1670E+03 | 0.1746E+03 | 0.1518E+03 | 0.1323E+03 | 0.1048E+03 | 0.7706E+02 | 0.7859E+02 |
| 0.1798E+03 | 0.2195E+03 | 0.3967E+03 | 0.1263E+04 | 0.1311E+04 | 0.1720E+04 | 0.6342E+04 | 0.2232E+04 | 0.3940E+04 | 0.1483E+04 | 0.6127E+03 | 0.6215E+03 |
| 0.1341E+02 | 0.1481E+02 | 0.1992E+02 | 0.3554E+02 | 0.3620E+02 | 0.4147E+02 | 0.7963E+02 | 0.4725E+02 | 0.6277E+02 | 0.3851E+02 | 0.2475E+02 | 0.2493E+02 |
| -0.5982E-01 | -0.6771E00 | -0.1014E+01 | -0.4392E+00 | -0.1515E+01 | 0.1111E+01 | 0.1769E+01 | 0.9780E+00 | 0.9976E+00 | 0.1104E+01 | 0.1448E+00 | 0.1653E+00 |
| 0.1696E+00 | 0.1680E+00 | 0.1657E+00 | 0.2496E+00 | 0.2568E+00 | 0.2484E+00 | 0.4560E+00 | 0.3113E+00 | 0.4746E+00 | 0.3674E+00 | 0.3212E+00 | 0.3172E+00 |
| 0.5426E+01 | 0.6053E+01 | 0.8249E+01 | 0.9771E+01 | 0.9676E+01 | 0.1146E+02 | 0.1199E+02 | 0.1042E+02 | 0.9080E+01 | 0.7194E+01 | 0.5290E+01 | 0.5395E+01 |

STATISTICS ON NORMAL ANNUAL MEANS(ALL DAYS)

| MEAN | VARIANCE | STANDARD DEVIATION | SKEWNESS | COEFF. OF VARIATION | SERIAL CORR |
|---|---|---|---|---|---|
| 0.1213E+03 | 0.8671E+03 | 0.2945E+02 | 0.9876E+00 | 0.2428E+00 | -0.2251E-01 |

STATISTICS ON LOG MONTHLY MEANS(ALL DAYS)

BY ROWS(MEAN,VARIANCE,STANDARD DEVIATION, SKEWNESS, COEFF. OF VARIATION,PERCENTAGE OF AVERAGE FLOW)

| OCT | NOV | DEC | JAN | FEB | MARCH | APRIL | MAY | JUNE | JULY | AUG | SEPT |
|---|---|---|---|---|---|---|---|---|---|---|---|
| 0.1893E+01 | 0.1940E+01 | 0.2075E+01 | 0.2142E+01 | 0.2136E+01 | 0.2213E+01 | 0.2213E+01 | 0.2166E+01 | 0.2085E+01 | 0.2000E+01 | 0.1869E+01 | 0.1878E+01 |
| 0.5633E-02 | 0.5792E-02 | 0.5792E-02 | 0.1334E-01 | 0.1637E-01 | 0.1067E-01 | 0.3064E-01 | 0.1714E-01 | 0.4277E-01 | 0.2316E-01 | 0.2028E-01 | 0.1980E-01 |
| 0.7505E-01 | 0.7610E-01 | 0.7611E-01 | 0.1155E+00 | 0.1279E+00 | 0.1033E+00 | 0.1750E+00 | 0.1309E+00 | 0.2068E+00 | 0.1522E+00 | 0.1424E+00 | 0.1407E+00 |
| -0.3837E+00 | -0.8722E+00 | -0.1180E+01 | -0.8763E+00 | -0.1708E+01 | 0.8702E+00 | 0.1547E+01 | 0.5717E+00 | 0.5872E-01 | 0.7703E+00 | 0.2965E-01 | -0.8982E-02 |
| 0.3964E-01 | 0.3922E-01 | 0.3668E-01 | 0.5392E-01 | 0.5989E-01 | 0.4668E-01 | 0.7908E-01 | 0.6044E-01 | 0.9919E-01 | 0.7610E-01 | 0.7617E-01 | 0.7490E-01 |
| 0.7692E+01 | 0.7884E+01 | 0.8431E+01 | 0.8704E+01 | 0.8679E+01 | 0.8992E+01 | 0.8993E+01 | 0.8801E+01 | 0.8471E+01 | 0.8125E+01 | 0.7596E+01 | 0.7632E+01 |

STATISTICS ON LOG ANNUAL MEANS(ALL DAYS)

| MEAN | VARIANCE | STANDARD DEVIATION | SKEWNESS | COEFF. OF VARIATION | SERIAL CORR |
|---|---|---|---|---|---|
| 0.2075E+01 | 0.1034E-01 | 0.1017E+00 | 0.7783E+00 | 0.4902E-01 | 0.5733E-01 |

ANNUAL PEAKS

| | |
|---|---|
| 1947 | 452 |
| 1948 | 325 |
| 1949 | 240 |
| 1950 | 474 |
| 1951 | 267 |
| 1952 | 276 |

04100220 North Branch Elkhart River near Cosperville, Ind.

LOCATION.--Lat 41°29'32", long 85°26'54", in SW¼NE¼ sec.14, T.35 N., R.9 E., Noble County, at downstream side of county road bridge over outlet of Waldron Lake at extreme west end of lake, 1.5 miles (2.4 km) northeast of Cosperville, and 6.6 miles (10.6 km) northwest of Albion.

DRAINAGE AREA.--134 mi² (347 km²).

DURATION TABLE OF DAILY DISCHARGE FOR YEAR ENDING SEPTEMBER 30

| CLASS | 0 | 1 | 2 | 3 | 4 | 5 | 6 | 7 | 8 | 9 | 10 | 11 | 12 | 13 | 14 | 15 | 16 | 17 | 18 | 19 | 20 | 21 | 22 | 23 | 24 | 25 | 26 | 27 | 28 | 29 | 30 | 31 | 32 | 33 | 34 | CFS-DAYS |
|---|---|---|---|---|---|---|---|---|---|---|---|---|---|---|---|---|---|---|---|---|---|---|---|---|---|---|---|---|---|---|---|---|---|---|---|---|
| YEAR | NUMBER OF DAYS IN CLASS | | | | | | | | | | | | | | | | | | | | | | | | | | | | | | | | | | | |
| 1951 | | | | | | | | | | | | | | | | | 5 | 6 | 11 | 19 | 20 | 19 | 42 | 34 | 21 | 25 | 27 | 28 | 44 | 19 | 22 | 17 | 6 | | | 79444.0 |
| 1952 | | | | | | | | | | | | | | | | 9 | 28 | 34 | 22 | 20 | 20 | 16 | 16 | 28 | 43 | 26 | 17 | 22 | 42 | 23 | | | | | | 47040.0 |
| 1953 | | | | | 1 | | 13 | 4 | 7 | 5 | 7 | 10 | 8 | 8 | 12 | 19 | 35 | 23 | 4 | 5 | 61 | 25 | 31 | 34 | 41 | 12 | | | | | | | | | | 19851.5 |
| 1954 | | | | | 1 | | 16 | 6 | 3 | 3 | 8 | 10 | 5 | 2 | 7 | 13 | 55 | 14 | 23 | 8 | 18 | 13 | 23 | 26 | 21 | 18 | 11 | 21 | 25 | 11 | 4 | | | | | 29589.2 |
| 1955 | | | | | | | | | | | | | | | 3 | 10 | 6 | 12 | 11 | 21 | 30 | 19 | 30 | 28 | 35 | 23 | 32 | 22 | 18 | 21 | 18 | 14 | 2 | 7 | 3 | 52779.0 |
| 1956 | | | | | | | | | | 2 | 2 | 6 | 2 | | 9 | 14 | 8 | 22 | 29 | 36 | 30 | 32 | 27 | 34 | 19 | 21 | 11 | 3 | 8 | 14 | 11 | 5 | 8 | 10 | 3 | 50059.0 |
| 1957 | | | | | | | | | 4 | 11 | 21 | 11 | 33 | 15 | 10 | 9 | 10 | 19 | 29 | 18 | 13 | 35 | 40 | 28 | 21 | 5 | 3 | 3 | 4 | 12 | 11 | | | | | 29567.7 |
| 1958 | | | | | | | | | | | | | 2 | 8 | 17 | 11 | 9 | 18 | 29 | 33 | 53 | 46 | 48 | 35 | 14 | 8 | 4 | 9 | 8 | 2 | 4 | 6 | 1 | | | 33561.0 |
| 1959 | | 3 | 2 | | 1 | | 2 | 1 | 1 | 3 | 3 | 7 | 9 | 6 | 10 | 18 | 14 | 12 | 34 | 28 | 19 | 16 | 21 | 13 | 15 | 18 | 19 | 17 | 12 | 17 | 12 | 17 | 15 | | | 51694.1 |
| 1960 | | | | | | | | | | | | 1 | 5 | 3 | 13 | 18 | 11 | 5 | 3 | 11 | 14 | 11 | 20 | 35 | 29 | 44 | 36 | 31 | 21 | 24 | 21 | 10 | | | | 59257.0 |
| 1961 | | | | | | | | | | | | | | | 4 | 65 | 38 | 53 | 29 | 42 | 26 | 19 | 3 | 11 | 4 | 11 | 12 | 14 | 15 | 7 | 5 | 7 | | | | 32057.0 |
| 1962 | | | | | | | 4 | 9 | 3 | 4 | 17 | 11 | 5 | 4 | 5 | 1 | 1 | 17 | 43 | 28 | 54 | 40 | 26 | 18 | 18 | 15 | 13 | 5 | 2 | 3 | 5 | 9 | 5 | | | 34045.0 |
| 1963 | | | | | 2 | | 3 | 3 | 4 | 9 | 7 | 7 | 60 | 13 | 12 | 55 | 32 | 24 | 10 | 13 | 34 | 19 | 19 | 2 | 3 | 6 | 8 | 13 | 7 | | | | | | | 19535.8 |
| 1964 | | | | | | 11 | 31 | 15 | 11 | 11 | 10 | 10 | 9 | 39 | 46 | 33 | 51 | 12 | 12 | 7 | 5 | 4 | 6 | 7 | 15 | 17 | 4 | | | | | | | | | 13689.3 |
| 1965 | | | | | 2 | 16 | 13 | 4 | 11 | 10 | 3 | | 3 | 13 | 17 | 19 | 36 | 19 | 22 | 13 | 18 | 8 | 7 | 17 | 16 | 14 | 19 | 35 | 14 | 16 | | | | | | | 33710.0 |
| 1966 | | | | | | | | | | 6 | 9 | 6 | 7 | 5 | 3 | 13 | 17 | 31 | 25 | 19 | 15 | 31 | 34 | 32 | 26 | 28 | 16 | 16 | 10 | 6 | 10 | | | | | 37517.0 |
| 1967 | | | | 3 | 4 | 2 | 6 | 4 | 8 | 11 | 22 | 9 | 10 | 9 | 10 | 24 | 5 | 7 | 13 | 11 | 8 | 22 | 15 | 22 | 41 | 18 | 13 | 15 | 29 | 16 | 8 | | | | | 38808.4 |
| 1968 | | | | | | | | | | | | | 2 | 4 | 8 | 2 | 2 | 12 | 24 | 29 | 43 | 35 | 28 | 44 | 20 | 19 | 41 | 15 | 11 | 17 | 10 | | | | | 45066.0 |
| 1969 | | | | | | | | | | | | | 3 | 6 | 6 | 20 | 41 | 13 | 5 | 4 | 14 | 37 | 41 | 39 | 22 | 31 | 26 | 30 | 13 | 3 | 4 | 7 | | | | 42614.0 |
| 1970 | | | | | | | | | 2 | 9 | 5 | 12 | 5 | 7 | 10 | 15 | 25 | 34 | 33 | 26 | 27 | 24 | 22 | 27 | 17 | 14 | 12 | 21 | 14 | 4 | | | | | | 30848.8 |
| 1971 | | | | | | 3 | 11 | 9 | 15 | 13 | 7 | 8 | 3 | 18 | 4 | 14 | 8 | 17 | 37 | 43 | 28 | 16 | 31 | 17 | 4 | 6 | 16 | 20 | 9 | 8 | | | | | | 27818.5 |

| CLASS | CFS | TOTAL | ACCUM | PERCT | CLASS | CFS | TOTAL | ACCUM | PERCT | CLASS | CFS | TOTAL | ACCUM | PERCT | CLASS | CFS | TOTAL | ACCUM | PERCT |
|---|---|---|---|---|---|---|---|---|---|---|---|---|---|---|---|---|---|---|---|
| 0 | 0.00 | 0 | 7670 | 100.0 | 9 | 8.90 | 104 | 7388 | 96.3 | 18 | 43.0 | 439 | 5278 | 68.8 | 27 | 200 | 339 | 1150 | 14.9 |
| 1 | 2.10 | 3 | 7670 | 100.0 | 10 | 11.00 | 126 | 7284 | 95.0 | 19 | 51.0 | 501 | 4839 | 63.1 | 28 | 240 | 279 | 811 | 10.5 |
| 2 | 2.60 | 2 | 7667 | 100.0 | 11 | 13.00 | 101 | 7158 | 93.3 | 20 | 60.0 | 497 | 4338 | 56.6 | 29 | 290 | 238 | 532 | 6.9 |
| 3 | 3.10 | 5 | 7665 | 99.9 | 12 | 15.00 | 168 | 7057 | 92.0 | 21 | 72.0 | 515 | 3841 | 50.1 | 30 | 350 | 134 | 294 | 3.8 |
| 4 | 3.70 | 9 | 7660 | 99.9 | 13 | 18.00 | 172 | 6889 | 89.8 | 22 | 86.0 | 511 | 3326 | 43.4 | 31 | 410 | 85 | 160 | 2.0 |
| 5 | 4.40 | 61 | 7651 | 99.8 | 14 | 21.00 | 226 | 6717 | 87.6 | 23 | 100.0 | 548 | 2815 | 36.7 | 32 | 490 | 53 | 75 | .9 |
| 6 | 5.30 | 80 | 7590 | 99.0 | 15 | 25.00 | 436 | 6491 | 84.6 | 24 | 120.0 | 414 | 2267 | 29.6 | 33 | 580 | 19 | 22 | .2 |
| 7 | 6.30 | 55 | 7510 | 97.9 | 16 | 30.00 | 385 | 6055 | 78.9 | 25 | 140.0 | 365 | 1853 | 24.2 | 34 | 690 | 3 | 3 | |
| 8 | 7.50 | 67 | 7455 | 97.2 | 17 | 36.00 | 392 | 5670 | 73.9 | 26 | 170.0 | 338 | 1488 | 19.4 | | | | | |

LOWEST MEAN DISCHARGE, IN CFS, AND RANKING, FOR THE FOLLOWING NUMBER OF CONSECUTIVE DAYS IN YEAR ENDING MARCH 31

| YEAR | 1 | 3 | 7 | 14 | 30 | 60 | 90 | 120 | 183 | ANNUAL |
|---|---|---|---|---|---|---|---|---|---|---|
| 1952 | 37.00 20 | 37.70 20 | 38.10 20 | 40.50 20 | 46.10 20 | 62.70 20 | 69.00 19 | 83.00 19 | 115.00 19 | 169.00 20 |
| 1953 | 19.00 17 | 19.00 15 | 19.00 13 | 20.90 13 | 24.10 12 | 26.40 11 | 29.60 11 | 32.00 11 | 40.20 8 | 80.80 5 |
| 1954 | 3.50 3 | 4.20 4 | 4.50 3 | 4.80 2 | 5.20 2 | 6.00 2 | 7.70 2 | 11.50 2 | 16.10 2 | 45.80 2 |
| 1955 | 18.00 14 | 18.30 14 | 20.00 15 | 22.90 17 | 28.30 16 | 41.80 18 | 69.30 20 | 90.70 20 | 115.00 20 | 165.00 19 |
| 1956 | 19.00 15 | 20.00 17 | 20.70 16 | 21.40 14 | 25.50 15 | 48.70 19 | 53.60 18 | 53.90 17 | 60.70 16 | 98.10 7 |
| 1957 | 10.00 10 | 10.30 10 | 11.00 10 | 11.30 10 | 13.60 10 | 15.70 7 | 21.40 7 | 27.50 8 | 38.00 7 | 106.00 10 |
| 1958 | 7.70 7 | 7.70 7 | 8.60 7 | 9.70 7 | 10.70 7 | 14.50 6 | 18.30 6 | 27.20 7 | 46.90 11 | 98.80 8 |
| 1959 | 19.00 16 | 19.70 16 | 21.70 17 | 21.90 16 | 29.20 17 | 41.10 17 | 51.80 17 | 57.10 18 | 91.90 18 | 137.00 18 |
| 1960 | 2.20 1 | 2.40 1 | 3.20 1 | 6.20 4 | 10.50 6 | 18.70 9 | 23.00 8 | 31.40 10 | 55.70 15 | 129.00 17 |
| 1961 | 14.00 11 | 14.70 11 | 15.70 11 | 18.40 11 | 22.50 11 | 28.40 12 | 31.20 12 | 35.40 12 | 37.70 6 | 118.00 15 |
| 1962 | 21.00 18 | 22.00 18 | 24.00 18 | 26.00 18 | 30.60 19 | 37.10 16 | 37.70 15 | 43.30 13 | 47.90 12 | 114.00 13 |
| 1963 | 5.30 6 | 5.90 6 | 6.20 6 | 6.80 6 | 9.70 5 | 10.50 5 | 13.90 4 | 19.00 5 | 20.80 4 | 58.30 3 |
| 1964 | 4.20 5 | 4.60 5 | 6.10 5 | 6.20 5 | 7.70 4 | 10.10 4 | 14.00 5 | 16.90 3 | 20.60 3 | 42.10 1 |
| 1965 | 3.80 4 | 4.10 3 | 4.50 4 | 4.80 3 | 5.10 1 | 5.60 1 | 7.00 1 | 7.50 1 | 12.00 1 | 60.10 4 |
| 1966 | 17.00 13 | 17.70 13 | 19.90 14 | 21.50 15 | 24.40 13 | 30.00 14 | 34.50 13 | 43.80 14 | 52.00 13 | 116.00 14 |
| 1967 | 9.20 9 | 10.00 9 | 10.40 9 | 11.00 9 | 11.80 8 | 17.70 8 | 23.30 9 | 27.20 6 | 41.60 9 | 110.00 12 |
| 1968 | 3.50 2 | 3.50 2 | 3.80 2 | 4.60 1 | 7.10 3 | 9.50 3 | 12.70 3 | 18.40 4 | 33.20 5 | 106.00 11 |
| 1969 | 26.00 19 | 27.30 19 | 27.90 19 | 28.90 19 | 30.00 18 | 34.30 15 | 43.00 16 | 50.50 16 | 76.80 17 | 121.00 16 |
| 1970 | 16.00 12 | 16.70 12 | 17.40 12 | 20.30 12 | 25.30 14 | 29.80 13 | 36.20 14 | 45.30 15 | 52.40 14 | 87.30 6 |
| 1971 | 8.00 8 | 8.80 8 | 9.40 8 | 9.80 8 | 11.90 9 | 20.60 10 | 23.90 10 | 29.20 9 | 43.40 10 | 105.00 9 |

HIGHEST MEAN DISCHARGE, IN CFS, AND RANKING, FOR THE FOLLOWING NUMBER OF CONSECUTIVE DAYS IN YEAR ENDING SEPTEMBER 30

| YEAR | 1 | 3 | 7 | 15 | 30 | 60 | 90 | 120 | 183 | ANNUAL |
|---|---|---|---|---|---|---|---|---|---|---|
| 1951 | 623.0 2 | 623.0 2 | 610.0 2 | 569.0 2 | 487.0 2 | 378.0 2 | 349.0 2 | 334.0 1 | 305.0 1 | 218.0 1 |
| 1952 | 330.0 15 | 330.0 14 | 311.0 15 | 292.0 15 | 271.0 13 | 229.0 11 | 223.0 7 | 224.0 5 | 195.0 6 | 129.0 6 |
| 1953 | 139.0 21 | 137.0 21 | 132.0 21 | 122.0 21 | 111.0 21 | 107.0 21 | 103.0 20 | 93.1 20 | 83.9 20 | 54.4 19 |
| 1954 | 293.0 18 | 293.0 18 | 278.0 18 | 242.0 19 | 220.0 18 | 189.0 17 | 163.0 17 | 165.0 13 | 135.0 13 | 81.1 16 |
| 1955 | 601.0 3 | 601.0 3 | 579.0 3 | 509.0 4 | 371.0 5 | 252.0 7 | 223.0 8 | 215.0 6 | 216.0 4 | 145.0 3 |
| 1956 | 717.0 1 | 701.0 1 | 673.0 1 | 623.0 1 | 535.0 1 | 342.0 3 | 324.0 3 | 286.0 3 | 208.0 5 | 137.0 5 |
| 1957 | 406.0 10 | 406.0 10 | 390.0 10 | 368.0 10 | 326.0 8 | 229.0 12 | 186.0 13 | 163.0 14 | 135.0 14 | 81.0 17 |
| 1958 | 494.0 6 | 482.0 6 | 461.0 7 | 390.0 9 | 232.0 17 | 155.0 19 | 127.0 18 | 115.0 18 | 101.0 18 | 91.9 13 |
| 1959 | 574.0 4 | 567.0 4 | 540.0 4 | 520.0 3 | 470.0 3 | 412.0 1 | 354.0 1 | 305.0 2 | 227.0 3 | 142.0 4 |
| 1960 | 476.0 7 | 476.0 7 | 468.0 6 | 434.0 6 | 365.0 6 | 265.0 4 | 263.0 4 | 249.0 4 | 240.0 2 | 162.0 2 |
| 1961 | 458.0 9 | 452.0 9 | 440.0 9 | 394.0 8 | 333.0 7 | 256.0 6 | 225.0 6 | 185.0 12 | 135.0 15 | 87.8 14 |
| 1962 | 494.0 5 | 494.0 5 | 484.0 5 | 471.0 5 | 377.0 4 | 259.0 5 | 214.0 9 | 186.0 10 | 146.0 12 | 93.3 11 |
| 1963 | 258.0 19 | 258.0 19 | 253.0 19 | 243.0 18 | 215.0 19 | 157.0 18 | 125.0 19 | 107.0 19 | 85.0 19 | 53.5 20 |
| 1964 | 170.0 20 | 170.0 20 | 164.0 20 | 155.0 20 | 140.0 20 | 120.0 20 | 94.4 21 | 78.5 21 | 60.1 21 | 37.4 21 |
| 1965 | 337.0 14 | 329.0 15 | 318.0 14 | 307.0 14 | 278.0 11 | 248.0 8 | 228.0 5 | 204.0 7 | 155.0 11 | 92.4 12 |
| 1966 | 394.0 11 | 394.0 11 | 385.0 11 | 363.0 11 | 283.0 10 | 195.0 16 | 171.0 16 | 159.0 16 | 159.0 10 | 103.0 10 |
| 1967 | 394.0 12 | 394.0 12 | 383.0 12 | 354.0 12 | 275.0 12 | 233.0 10 | 205.0 10 | 193.0 9 | 182.0 7 | 106.0 9 |
| 1968 | 394.0 13 | 394.0 13 | 381.0 13 | 329.0 13 | 247.0 16 | 212.0 15 | 188.0 12 | 185.0 11 | 160.0 9 | 123.0 7 |
| 1969 | 471.0 8 | 466.0 8 | 449.0 8 | 395.0 7 | 308.0 9 | 244.0 9 | 200.0 11 | 196.0 8 | 177.0 8 | 117.0 8 |
| 1970 | 303.0 17 | 299.0 17 | 291.0 17 | 273.0 17 | 249.0 14 | 218.0 14 | 185.0 14 | 160.0 15 | 125.0 16 | 84.5 15 |
| 1971 | 309.0 16 | 306.0 16 | 301.0 16 | 280.0 16 | 248.0 15 | 219.0 13 | 173.0 15 | 148.0 17 | 123.0 17 | 76.2 18 |

STATISTICS ON NORMAL MONTHLY MEANS(ALL DAYS)

| OCT | NOV | DEC | JAN | FEB | MARCH | APRIL | MAY | JUNE | JULY | AUG | SEPT |
|---|---|---|---|---|---|---|---|---|---|---|---|
| BY ROWS(MEAN,VARIANCE,STANDARD DEVIATION, SKEWNESS, COEFF. OF VARIATION,PERCENTAGE OF AVERAGE FLOW) | | | | | | | | | | | |
| 0.6091E+02 | 0.6461E+02 | 0.1016E+03 | 0.1161E+03 | 0.1471E+03 | 0.1913E+03 | 0.1959E+03 | 0.1555E+03 | 0.8617E+02 | 0.6886E+02 | 0.4285E+02 | 0.3632E+02 |
| 0.5369E+04 | 0.1185E+04 | 0.6282E+04 | 0.7530E+04 | 0.1029E+05 | 0.8270E+04 | 0.5397E+04 | 0.1000E+05 | 0.3877E+04 | 0.4287E+04 | 0.9500E+03 | 0.2306E+04 |
| 0.7327E+02 | 0.3442E+02 | 0.7926E+02 | 0.8678E+02 | 0.1014E+03 | 0.9094E+02 | 0.7347E+02 | 0.1000E+03 | 0.6226E+02 | 0.6548E+02 | 0.3082E+02 | 0.4802E+02 |
| 0.3150E+01 | 0.2942E+00 | 0.1589E+01 | 0.7468E+00 | 0.8668E+00 | 0.6553E+00 | 0.1857E+00 | 0.2420E+01 | 0.2699E+01 | 0.1939E+01 | 0.1349E+01 | 0.3657E+01 |
| 0.1203E+01 | 0.5327E+00 | 0.7802E+00 | 0.7473E+00 | 0.6893E+00 | 0.4753E+00 | 0.3750E+00 | 0.6432E+00 | 0.7226E+00 | 0.9508E+00 | 0.7193E+00 | 0.1322E+01 |
| 0.4806E+01 | 0.5099E+01 | 0.8016E+01 | 0.9163E+01 | 0.1161E+02 | 0.1510E+02 | 0.1546E+02 | 0.1227E+02 | 0.6799E+01 | 0.5434E+01 | 0.3381E+01 | 0.2866E+01 |

STATISTICS ON NORMAL ANNUAL MEANS(ALL DAYS)

| MEAN | VARIANCE | STANDARD DEVIATION | SKEWNESS | COEFF. OF VARIATION | SERIAL CORR |
|---|---|---|---|---|---|
| 0.1054E+03 | 0.1691E+04 | 0.4112E+02 | 0.8670E+00 | 0.3901E+00 | 0.3498E+00 |

STATISTICS ON LOG MONTHLY MEANS(ALL DAYS)

| OCT | NOV | DEC | JAN | FEB | MARCH | APRIL | MAY | JUNE | JULY | AUG | SEPT |
|---|---|---|---|---|---|---|---|---|---|---|---|
| BY ROWS(MEAN,VARIANCE,STANDARD DEVIATION, SKEWNESS, COEFF. OF VARIATION,PERCENTAGE OF AVERAGE FLOW) | | | | | | | | | | | |
| 0.1576E+01 | 0.1729E+01 | 0.1890E+01 | 0.1936E+01 | 0.2053E+01 | 0.2234E+01 | 0.2260E+01 | 0.2125E+01 | 0.1861E+01 | 0.1697E+01 | 0.1523E+01 | 0.1370E+01 |
| 0.1999E+00 | 0.9307E-01 | 0.1094E+00 | 0.1274E+00 | 0.1235E+00 | 0.4525E-01 | 0.3044E-01 | 0.5844E-01 | 0.6191E-01 | 0.1167E+00 | 0.1069E+00 | 0.1502E+00 |
| 0.4471E+00 | 0.3051E+00 | 0.3308E+00 | 0.3570E+00 | 0.3514E+00 | 0.2127E+00 | 0.1745E+00 | 0.2418E+00 | 0.2488E+00 | 0.3417E+00 | 0.3269E+00 | 0.3875E+00 |
| -0.1636E+00 | -0.1083E+01 | 0.4058E-01 | -0.8493E-01 | -0.6424E+00 | -0.1571E+00 | -0.3158E+00 | 0.1598E+00 | 0.5236E+00 | 0.6440E+00 | -0.1690E+00 | 0.5353E+00 |
| 0.2837E+00 | 0.1764E+00 | 0.1750E+00 | 0.1844E+00 | 0.1712E+00 | 0.9522E-01 | 0.7718E-01 | 0.1137E+00 | 0.1337E+00 | 0.2014E+00 | 0.2147E+00 | 0.2828E+00 |
| 0.7081E+01 | 0.7770E+01 | 0.8494E+01 | 0.8699E+01 | 0.9224E+01 | 0.1004E+02 | 0.1016E+02 | 0.9550E+01 | 0.8361E+01 | 0.7624E+01 | 0.6844E+01 | 0.6158E+01 |

STATISTICS ON LOG ANNUAL MEANS(ALL DAYS)

| MEAN | VARIANCE | STANDARD DEVIATION | SKEWNESS | COEFF. OF VARIATION | SERIAL CORR |
|---|---|---|---|---|---|
| 0.1991E+01 | 0.3085E-01 | 0.1757E+00 | -0.4379E+00 | 0.8824E-01 | 0.3583E+00 |

ANNUAL PEAKS

| | |
|---|---|
| 1948 | 447 |
| 1949 | 447 |
| 1950 | 889 |
| 1951 | 623 |
| 1952 | 330 |
| 1953 | 139 |
| 1954 | 293 |
| 1955 | 601 |
| 1956 | 717 |
| 1957 | 406 |
| 1958 | 494 |
| 1959 | 574 |
| 1960 | 476 |
| 1961 | 476 |
| 1962 | 494 |
| 1963 | 258 |
| 1964 | 170 |
| 1965 | 337 |
| 1966 | 394 |
| 1967 | 394 |
| 1968 | 394 |
| 1969 | 476 |
| 1970 | 303 |
| 1971 | 309 |

## 04100222 North Branch Elkhart River at Cosperville, Ind.

LOCATION.--Lat 41°28'54", long 85°28'32", in NE¼NW¼ sec.22, T.35 N., R.9 E., Noble County, on right bank at downstream side of bridge on County Road 900 North, 1,300 ft (396 m) downstream from Boyd ditch, 1.7 miles (2.7 km) upstream from Hustin ditch, and 3.1 miles (5.0 km) downstream from Waldron Lake.

DRAINAGE AREA.--142 $mi^2$ (368 $km^2$).

REMARKS.--Flow regulated at times by dam at Waldron Lake.

DURATION TABLE OF DAILY DISCHARGE FOR YEAR ENDING SEPTEMBER 30

| CLASS | 0 | 1 | 2 | 3 | 4 | 5 | 6 | 7 | 8 | 9 | 10 | 11 | 12 | 13 | 14 | 15 | 16 | 17 | 18 | 19 | 20 | 21 | 22 | 23 | 24 | 25 | 26 | 27 | 28 | 29 | 30 | 31 | 32 | 33 | 34 | |
|---|---|---|---|---|---|---|---|---|---|---|---|---|---|---|---|---|---|---|---|---|---|---|---|---|---|---|---|---|---|---|---|---|---|---|---|---|
| YEAR | NUMBER OF DAYS IN CLASS | | | | | | | | | | | | | | | | | | | | | | | | | | | | | | | | | | | CFS-DAYS |
| 1972 | | 1 | 7 | | 1 | | 1 | 1 | | | 3 | 17 | 7 | 5 | 6 | 21 | 14 | 28 | 30 | 28 | 30 | 29 | 23 | 5 | 9 | 7 | 10 | 13 | 12 | 14 | 22 | 16 | 6 | | | 31365.2 |
| 1973 | | | | | | | | | | | | | | | | | 7 | 3 | 10 | 10 | 20 | 15 | 7 | 8 | 6 | 6 | 4 | 19 | 36 | 38 | 54 | 50 | 35 | 35 | 2 | 75698.0 |

| CLASS | CFS | TOTAL | ACCUM | PERCT | CLASS | CFS | TOTAL | ACCUM | PERCT | CLASS | CFS | TOTAL | ACCUM | PERCT | CLASS | CFS | TOTAL | ACCUM | PERCT |
|---|---|---|---|---|---|---|---|---|---|---|---|---|---|---|---|---|---|---|---|
| 0 | 0.00 | 0 | 731 | 100.0 | 9 | 8.40 | 0 | 720 | 98.5 | 18 | 34.0 | 40 | 609 | 83.3 | 27 | 140 | 32 | 352 | 48.1 |
| 1 | 2.30 | 1 | 731 | 100.0 | 10 | 9.80 | 3 | 720 | 98.5 | 19 | 40.0 | 38 | 569 | 77.8 | 28 | 160 | 48 | 320 | 43.7 |
| 2 | 2.80 | 7 | 730 | 99.9 | 11 | 11.00 | 17 | 717 | 98.1 | 20 | 47.0 | 50 | 531 | 72.6 | 29 | 190 | 52 | 272 | 37.2 |
| 3 | 3.30 | 0 | 723 | 98.9 | 12 | 13.00 | 7 | 700 | 95.8 | 21 | 55.0 | 44 | 481 | 65.8 | 30 | 220 | 76 | 220 | 30.0 |
| 4 | 3.80 | 1 | 723 | 98.9 | 13 | 16.00 | 5 | 693 | 94.8 | 22 | 64.0 | 30 | 437 | 59.8 | 31 | 260 | 66 | 144 | 19.6 |
| 5 | 4.50 | 0 | 722 | 98.8 | 14 | 18.00 | 6 | 688 | 94.1 | 23 | 75.0 | 13 | 407 | 55.7 | 32 | 310 | 41 | 78 | 10.6 |
| 6 | 5.20 | 1 | 722 | 98.8 | 15 | 21.00 | 21 | 682 | 93.3 | 24 | 88.0 | 15 | 394 | 53.9 | 33 | 360 | 35 | 37 | 5.0 |
| 7 | 6.10 | 1 | 721 | 98.6 | 16 | 25.00 | 21 | 661 | 90.4 | 25 | 100.0 | 13 | 379 | 51.8 | 34 | 420 | 2 | 2 | .2 |
| 8 | 7.20 | 0 | 720 | 98.5 | 17 | 29.00 | 31 | 640 | 87.6 | 26 | 120.0 | 14 | 366 | 50.1 | | | | | |

LOWEST MEAN DISCHARGE, IN CFS, AND RANKING, FOR THE FOLLOWING NUMBER OF CONSECUTIVE DAYS IN YEAR ENDING MARCH 31

| YEAR | 1 | | 3 | | 7 | | 14 | | 30 | | 60 | | 90 | | 120 | | 183 | | ANNUAL | |
|---|---|---|---|---|---|---|---|---|---|---|---|---|---|---|---|---|---|---|---|---|
| 1973 | 12.00 | 1 | 13.30 | 1 | 14.60 | 1 | 19.70 | 1 | 31.10 | 1 | 39.10 | 1 | 37.80 | 1 | 59.90 | 1 | 116.00 | 1 | 189.00 | 1 |

HIGHEST MEAN DISCHARGE, IN CFS, AND RANKING, FOR THE FOLLOWING NUMBER OF CONSECUTIVE DAYS IN YEAR ENDING SEPTEMBER 30

| YEAR | 1 | | 3 | | 7 | | 15 | | 30 | | 60 | | 90 | | 120 | | 183 | | ANNUAL | |
|---|---|---|---|---|---|---|---|---|---|---|---|---|---|---|---|---|---|---|---|---|
| 1972 | 326.0 | 2 | 323.0 | 2 | 315.0 | 2 | 289.0 | 2 | 259.0 | 2 | 213.0 | 2 | 186.0 | 2 | 153.0 | 2 | 119.0 | 2 | 85.7 | 2 |
| 1973 | 422.0 | 1 | 419.0 | 1 | 408.0 | 1 | 380.0 | 1 | 345.0 | 1 | 321.0 | 1 | 296.0 | 1 | 276.0 | 1 | 281.0 | 1 | 207.0 | 1 |

STATISTICS ON NORMAL MONTHLY MEANS(ALL DAYS)

| OCT | NOV | DEC | JAN | FEB | MARCH | APRIL | MAY | JUNE | JULY | AUG | SEPT |
|---|---|---|---|---|---|---|---|---|---|---|---|
| BY ROWS(MEAN,VARIANCE,STANDARD DEVIATION, SKEWNESS, COEFF. OF VARIATION,PERCENTAGE OF AVERAGE FLOW) | | | | | | | | | | | |
| 0.1090E+03 | 0.1658E+03 | 0.1602E+03 | 0.1774E+03 | 0.1193E+03 | 0.2020E+03 | 0.2677E+03 | 0.2013E+03 | 0.1502E+03 | 0.5795E+02 | 0.4973E+02 | 0.9915E+02 |
| 0.1553E+05 | 0.4382E+05 | 0.2587E+05 | 0.2684E+05 | 0.1160E+05 | 0.1278E+05 | 0.6065E+04 | 0.6631E+02 | 0.1727E+05 | 0.3093E+03 | 0.5028E+03 | 0.7601E+04 |
| 0.1246E+03 | 0.2093E+03 | 0.1608E+03 | 0.1638E+03 | 0.1077E+03 | 0.1130E+03 | 0.7788E+02 | 0.8143E+01 | 0.1314E+03 | 0.1759E+02 | 0.2242E+02 | 0.8719E+02 |
| ***** | ***** | ***** | ***** | ***** | ***** | ***** | ***** | ***** | ***** | ***** | ***** |
| 0.1143E+01 | 0.1263E+01 | 0.1004E+01 | 0.9237E+00 | 0.9026E+00 | 0.5596E+00 | 0.2909E+00 | 0.4044E-01 | 0.8750E+00 | 0.3035E+00 | 0.4509E+00 | 0.8793E+00 |
| 0.6195E+01 | 0.9421E+01 | 0.9103E+01 | 0.1008E+02 | 0.6782E+01 | 0.1148E+02 | 0.1521E+02 | 0.1144E+02 | 0.8536E+01 | 0.3293E+01 | 0.2826E+01 | 0.5634E+01 |

STATISTICS ON NORMAL ANNUAL MEANS(ALL DAYS)

| MEAN | VARIANCE | STANDARD DEVIATION | SKEWNESS | COEFF. OF VARIATION | SERIAL CORR |
|---|---|---|---|---|---|
| 0.1465E+03 | 0.7405E+04 | 0.8605E+02 | 0.1000E+41 | 0.5872E+00 | 0.1000E+51 |

STATISTICS ON LOG MONTHLY MEANS(ALL DAYS)

| OCT | NOV | DEC | JAN | FEB | MARCH | APRIL | MAY | JUNE | JULY | AUG | SEPT |
|---|---|---|---|---|---|---|---|---|---|---|---|
| BY ROWS(MEAN,VARIANCE,STANDARD DEVIATION, SKEWNESS, COEFF. OF VARIATION,PERCENTAGE OF AVERAGE FLOW) | | | | | | | | | | | |
| 0.1807E+01 | 0.1873E+01 | 0.2052E+01 | 0.2128E+01 | 0.1963E+01 | 0.2268E+01 | 0.2418E+01 | 0.2304E+01 | 0.2072E+01 | 0.1753E+01 | 0.1673E+01 | 0.1890E+01 |
| 0.475CE+C0 | 0.7774E+CC | 0.2569E+00 | 0.2300E+00 | 0.2151E+00 | 0.6609E-01 | 0.1643E-01 | 0.3087E-03 | 0.1972E+00 | 0.1792E-01 | 0.4117E-01 | 0.1999E+00 |
| 0.6892E+C0 | 0.8817E+00 | 0.5449E+00 | 0.4795E+00 | 0.4638E+00 | 0.2571E+0C | 0.1282E+00 | 0.1757E-01 | 0.4440E+00 | 0.1339E+00 | 0.2029E+00 | 0.4471E+00 |
| ***** | ***** | ***** | ***** | ***** | ***** | ***** | ***** | ***** | ***** | ***** | ***** |
| 0.3813E+C0 | 0.47C7E+CC | 0.2655E+C0 | 0.2253E+C0 | 0.2363E+C0 | 0.1133E+0C | 0.5301E-01 | 0.7626E-02 | 0.2143E+00 | 0.7638E-01 | 0.1213E+00 | 0.2365E+00 |
| 0.7468E+01 | 0.7740E+01 | 0.8480E+C1 | 0.8793E+01 | 0.8111E+01 | 0.9372E+01 | 0.9991E+01 | 0.9519E+01 | 0.8561E+01 | 0.7242E+01 | 0.6914E+01 | 0.7810E+01 |

STATISTICS CN LOG ANNUAL MEANS(ALL CAYS)

| MEAN | VARIANCE | STANDARD DEVIATION | SKEWNESS | COEFF. OF VARIATION | SERIAL CORR |
|---|---|---|---|---|---|
| 0.2125E+01 | 0.7366E-01 | 0.2714E+00 | 0.1000E+41 | 0.1277E+00 | 0.1000E+51 |

ANNUAL PEAKS

| | |
|---|---|
| 1971 | 309 |
| 1972 | 332 |
| 1973 | 422 |

04100252 Forker Creek near Burr Oak, Ind.

LOCATION.--Lat 41°19'58", long 85°25'25", in SE¼NE¼ sec.12, T.33 N., R.9 E., Noble County, on right bank 300 ft (91 m) downstream from bridge on State Highway 9, 400 ft (122 m) downstream from Miller Lake outlet, 0.8 mile (1.3 km) northwest of Burr Oak, and 4.5 miles (7.2 km) south of Albion.

DRAINAGE AREA.--19.2 mi² (49.7 km²).

REMARKS.--Occasional regulation at Miller Lake outlet.

DURATION TABLE OF DAILY DISCHARGE FOR YEAR ENDING SEPTEMBER 30

| CLASS | 0 | 1 | 2 | 3 | 4 | 5 | 6 | 7 | 8 | 9 | 10 | 11 | 12 | 13 | 14 | 15 | 16 | 17 | 18 | 19 | 20 | 21 | 22 | 23 | 24 | 25 | 26 | 27 | 28 | 29 | 30 | 31 | 32 | 33 | 34 |
|---|---|---|---|---|---|---|---|---|---|---|---|---|---|---|---|---|---|---|---|---|---|---|---|---|---|---|---|---|---|---|---|---|---|---|---|
| YEAR | NUMBER OF DAYS IN CLASS | | | | | | | | | | | | | | | | | | | | | | | | | | | | | | | | | | CFS_DAYS |
| 1970 | | | | | | 16 | 13 | 29 | 6 | 9 | 6 | 21 | 32 | 35 | 13 | 15 | 7 | 13 | 12 | 18 | 16 | 12 | 16 | 19 | 12 | 13 | 18 | 5 | 5 | 1 | 3 | | | | 4090.0 |
| 1971 | | 6 | 58 | 14 | 2 | 6 | 3 | 1 | 1 | 10 | 3 | 1 | 9 | 10 | 8 | 16 | 27 | 22 | 20 | 17 | 36 | 30 | 10 | 14 | 8 | 9 | 5 | 7 | 5 | 3 | 3 | 1 | | | 3998.3 |
| 1972 | | 1 | 29 | 35 | 9 | 1 | 1 | 10 | 4 | 10 | 7 | 2 | 10 | 12 | 16 | 25 | 20 | 16 | 13 | 21 | 24 | 13 | 19 | 18 | 16 | 12 | 3 | 6 | 5 | 8 | | | | | 3979.5 |
| 1973 | | | | | | 3 | 2 | 10 | | 4 | 2 | 4 | 5 | 11 | 12 | 6 | 6 | 3 | 2 | 1 | 10 | 27 | 21 | 72 | 36 | 23 | 32 | 22 | 27 | 10 | 8 | 5 | 1 | | 10318.8 |

| CLASS | CFS | TOTAL | ACCUM | PERCT | CLASS | CFS | TOTAL | ACCUM | PERCT | CLASS | CFS | TOTAL | ACCUM | PERCT | CLASS | CFS | TOTAL | ACCUM | PERCT |
|---|---|---|---|---|---|---|---|---|---|---|---|---|---|---|---|---|---|---|---|
| 0 | 0.00 | 0 | 1461 | 100.0 | 9 | 1.00 | 33 | 1201 | 82.2 | 18 | 5.8 | 47 | 773 | 52.9 | 27 | 45 | 40 | 125 | 8.5 |
| 1 | 0.10 | 7 | 1461 | 100.0 | 10 | 1.30 | 18 | 1168 | 79.9 | 19 | 8.4 | 57 | 726 | 49.7 | 28 | 55 | 42 | 85 | 5.8 |
| 2 | 0.20 | 87 | 1454 | 99.5 | 11 | 1.60 | 28 | 1150 | 78.7 | 20 | 10.0 | 86 | 669 | 45.8 | 29 | 68 | 22 | 43 | 2.9 |
| 3 | 0.30 | 49 | 1367 | 93.6 | 12 | 2.00 | 56 | 1122 | 76.8 | 21 | 13.0 | 82 | 583 | 39.9 | 30 | 84 | 14 | 21 | 1.4 |
| 4 | 0.40 | 11 | 1318 | 90.2 | 13 | 2.40 | 68 | 1066 | 73.0 | 22 | 16.0 | 66 | 501 | 34.3 | 31 | 100 | 6 | 7 | .4 |
| 5 | 0.50 | 26 | 1307 | 89.5 | 14 | 3.00 | 49 | 998 | 68.3 | 23 | 19.0 | 123 | 435 | 29.8 | 32 | 130 | 1 | 1 | .0 |
| 6 | 0.60 | 19 | 1281 | 87.7 | 15 | 3.70 | 62 | 949 | 65.0 | 24 | 24.0 | 72 | 312 | 21.4 | 33 | | | | |
| 7 | 0.70 | 50 | 1262 | 86.4 | 16 | 4.50 | 60 | 887 | 60.7 | 25 | 29.0 | 57 | 240 | 16.4 | 34 | | | | |
| 8 | 0.90 | 11 | 1212 | 83.0 | 17 | 5.60 | 54 | 827 | 56.6 | 26 | 36.0 | 58 | 183 | 12.5 | | | | | |

LOWEST MEAN DISCHARGE, IN CFS, AND RANKING, FOR THE FOLLOWING NUMBER OF CONSECUTIVE DAYS IN YEAR ENDING MARCH 31

| YEAR | 1 | | 3 | | 7 | | 14 | | 30 | | 60 | | 90 | | 120 | | 183 | | ANNUAL | |
|---|---|---|---|---|---|---|---|---|---|---|---|---|---|---|---|---|---|---|---|---|
| 1971 | 0.50 | 3 | 0.53 | 3 | 0.57 | 3 | 0.59 | 2 | 0.75 | 2 | 1.02 | 2 | 1.18 | 2 | 1.73 | 2 | 4.09 | 2 | 14.80 | 2 |
| 1972 | 0.18 | 2 | 0.18 | 1 | 0.18 | 1 | 0.19 | 1 | 0.21 | 1 | 0.25 | 1 | 0.27 | 1 | 0.29 | 1 | 0.51 | 1 | 5.66 | 1 |
| 1973 | 0.13 | 1 | 0.21 | 2 | 0.29 | 2 | 0.62 | 3 | 1.30 | 3 | 5.57 | 3 | 4.64 | 3 | 6.37 | 3 | 12.60 | 3 | 23.70 | 3 |

HIGHEST MEAN DISCHARGE, IN CFS, AND RANKING, FOR THE FOLLOWING NUMBER OF CONSECUTIVE DAYS IN YEAR ENDING SEPTEMBER 30

| YEAR | 1 | | 3 | | 7 | | 15 | | 30 | | 60 | | 90 | | 120 | | 183 | | ANNUAL | |
|---|---|---|---|---|---|---|---|---|---|---|---|---|---|---|---|---|---|---|---|---|
| 1970 | 97.0 | 3 | 91.0 | 3 | 74.6 | 3 | 54.3 | 3 | 46.8 | 3 | 35.5 | 3 | 29.8 | 2 | 25.6 | 2 | 19.2 | 2 | 11.2 | 2 |
| 1971 | 107.0 | 2 | 98.3 | 2 | 78.0 | 2 | 58.8 | 2 | 48.7 | 2 | 37.1 | 2 | 27.4 | 3 | 23.2 | 3 | 18.8 | 3 | 11.0 | 3 |
| 1972 | 76.0 | 4 | 74.3 | 4 | 70.7 | 4 | 51.5 | 4 | 37.6 | 4 | 30.7 | 4 | 25.2 | 4 | 20.2 | 4 | 16.1 | 4 | 10.9 | 4 |
| 1973 | 132.0 | 1 | 123.0 | 1 | 106.0 | 1 | 82.7 | 1 | 61.2 | 1 | 45.4 | 1 | 44.1 | 1 | 43.0 | 1 | 36.7 | 1 | 28.3 | 1 |

STATISTICS ON NORMAL MONTHLY MEANS(ALL DAYS)

| OCT | NOV | DEC | JAN | FEB | MARCH | APRIL | MAY | JUNE | JULY | AUG | SEPT |
|---|---|---|---|---|---|---|---|---|---|---|---|
| BY ROWS(MEAN,VARIANCE,STANDARD DEVIATION, SKEWNESS, COEFF. OF VARIATION,PERCENTAGE OF AVERAGE FLOW) | | | | | | | | | | | |
| 0.8103E+01 | 0.1800E+02 | 0.1301E+02 | 0.1279E+02 | 0.1974E+02 | 0.3100E+02 | 0.3277E+02 | 0.1663E+02 | 0.1856E+02 | 0.4446E+01 | 0.3895E+01 | 0.5914E+01 |
| 0.1464E+03 | 0.4351E+03 | 0.1019E+03 | 0.1771E+03 | 0.3207E+03 | 0.1268E+03 | 0.2447E+03 | 0.3236E+02 | 0.7534E+03 | 0.1998E+02 | 0.2027E+02 | 0.8412E+02 |
| 0.1210E+02 | 0.2086E+02 | 0.1010E+02 | 0.1331E+02 | 0.1791E+02 | 0.1126E+02 | 0.1564E+02 | 0.5689E+01 | 0.2745E+02 | 0.4470E+01 | 0.4502E+01 | 0.9171E+01 |
| 0.1882E+01 | 0.1578E+01 | 0.1063E+01 | 0.1727E+01 | 0.1526E+01 | 0.1631E+01 | -0.1848E+01 | -0.5545E+00 | 0.1992E+01 | 0.3651E-01 | 0.1463E+01 | 0.1958E+01 |
| 0.1493E+01 | 0.1159E+01 | 0.7761E+00 | 0.1040E+01 | 0.9074E+00 | 0.3633E+00 | 0.4773E+00 | 0.3422E+00 | 0.1479E+01 | 0.1005E+01 | 0.1156E+01 | 0.1551E+01 |
| 0.4384E+01 | 0.9737E+01 | 0.7038E+01 | 0.6920E+01 | 0.1068E+02 | 0.1677E+02 | 0.1773E+02 | 0.8995E+01 | 0.1004E+02 | 0.2405E+01 | 0.2107E+01 | 0.3200E+01 |

STATISTICS ON NORMAL ANNUAL MEANS(ALL DAYS)

| MEAN | VARIANCE | STANDARD DEVIATION | SKEWNESS | COEFF. OF VARIATION | SERIAL CORR |
|---|---|---|---|---|---|
| 0.1533E+02 | 0.7449E+02 | 0.8631E+01 | 0.1998E+01 | 0.5632E+00 | -0.6865E+00 |

STATISTICS ON LOG MONTHLY MEANS(ALL DAYS)

BY ROWS(MEAN,VARIANCE,STANDARD DEVIATION, SKEWNESS, COEFF. OF VARIATION,PERCENTAGE OF AVERAGE FLOW)

| OCT | NOV | DEC | JAN | FEB | MARCH | APRIL | MAY | JUNE | JULY | AUG | SEPT |
|---|---|---|---|---|---|---|---|---|---|---|---|
| 0.4513E+00 | 0.8172E+00 | 0.1012E+01 | 0.9446E+00 | 0.1153E+01 | 0.1472E+01 | 0.1451E+01 | 0.1199E+01 | 0.9496E+00 | 0.3348E+00 | 0.2787E+00 | 0.3193E+00 |
| 0.6143E+00 | 0.9185E+00 | 0.1192E+00 | 0.1762E+00 | 0.1782E+00 | 0.2068E-01 | 0.9800E-01 | 0.2789E-01 | 0.3137E+00 | 0.4673E+00 | 0.4707E+00 | 0.5768E+00 |
| 0.7838E+00 | 0.9584E+00 | 0.3452E+00 | 0.4197E+00 | 0.4222E+00 | 0.1438E+00 | 0.3131E+00 | 0.1670E+00 | 0.5601E+00 | 0.6836E+00 | 0.6861E+00 | 0.7595E+00 |
| 0.2351E+00 | -0.1431E+01 | 0.4356E+00 | 0.1027E+01 | -0.1376E+00 | 0.1332E+01 | -0.1956E+01 | -0.1087E+01 | 0.1800E+01 | -0.1373E+00 | -0.5517E+00 | 0.3589E+00 |
| 0.1737E+01 | 0.1173E+01 | 0.3411E+00 | 0.4443E+00 | 0.3663E+00 | 0.9766E-01 | 0.2158E+00 | 0.1393E+00 | 0.5898E+00 | 0.2042E+01 | 0.2461E+01 | 0.2378E+01 |
| 0.4347E+01 | 0.7872E+01 | 0.9750E+01 | 0.9099E+01 | 0.1110E+02 | 0.1418E+02 | 0.1397E+02 | 0.1155E+02 | 0.9146E+01 | 0.3225E+01 | 0.2665E+01 | 0.3076E+01 |

STATISTICS ON LOG ANNUAL MEANS(ALL DAYS)

| MEAN | VARIANCE | STANDARD DEVIATION | SKEWNESS | COEFF. OF VARIATION | SERIAL CORR |
|---|---|---|---|---|---|
| 0.1144E+01 | 0.4196E-01 | 0.2048E+00 | 0.1996E+01 | 0.1790E+00 | -0.6867E+00 |

ANNUAL PEAKS

| | |
|---|---|
| 1969 | 66 |
| 1970 | 99 |
| 1971 | 110 |
| 1972 | 79 |
| 1973 | 134 |

## 04100465 Turkey Creek at Syracuse, Ind.

LOCATION.--Lat 41°25'35", long 85°45'16", in NE¼SE¼ sec.6, T.34 N., R.7 E., Kosciusko County, on right bank 75 ft (23 m) upstream from Main Street bridge in Syracuse and 1,500 ft (457 m) downstream from dam at outlet of Syracuse Lake.

DRAINAGE AREA.--43.8 $mi^2$ (113.4 $km^2$).

REMARKS.--Flow occasionally regulated by dam on Syracuse Lake.

DURATION TABLE OF DAILY DISCHARGE FOR YEAR ENDING SEPTEMBER 30

| CLASS | 0 | 1 | 2 | 3 | 4 | 5 | 6 | 7 | 8 | 9 | 10 | 11 | 12 | 13 | 14 | 15 | 16 | 17 | 18 | 19 | 20 | 21 | 22 | 23 | 24 | 25 | 26 | 27 | 28 | 29 | 30 | 31 | 32 | 33 | 34 | CFS-DAYS |
|---|---|---|---|---|---|---|---|---|---|---|---|---|---|---|---|---|---|---|---|---|---|---|---|---|---|---|---|---|---|---|---|---|---|---|---|---|
| YEAR | NUMBER OF DAYS IN CLASS | | | | | | | | | | | | | | | | | | | | | | | | | | | | | | | | | | | |
| 1970 | | | | | | | | | 14 | 42 | 10 | 8 | 5 | 1 | 2 | 11 | 4 | | 6 | 60 | 28 | 2 | 1 | 12 | 43 | 8 | 6 | 2 | 34 | 9 | 24 | 20 | 7 | 6 | | 11006.4 |
| 1971 | | | | 16 | 32 | 12 | 37 | 16 | 15 | 23 | 7 | 5 | 4 | 13 | 5 | 3 | | | | | | 1 | | 5 | | 14 | 34 | 14 | 42 | 22 | 28 | 15 | 2 | | | 10051.7 |
| 1972 | | 1 | 2 | 18 | 14 | 10 | 11 | 14 | 16 | 7 | 8 | 10 | 14 | 19 | 22 | 7 | 6 | 2 | 22 | 41 | 10 | 4 | 2 | 4 | 2 | 2 | 14 | 8 | 18 | 1 | 12 | 18 | 18 | 9 | | 9020.7 |
| 1973 | | | | | | 1 | 5 | 13 | 9 | | 1 | 12 | 23 | 11 | 4 | 3 | 9 | 1 | 1 | 2 | 4 | 4 | 2 | 6 | 5 | 9 | 5 | 3 | 5 | 14 | 104 | 78 | 29 | 2 | | 18683.3 |

| CLASS | CFS | TOTAL | ACCUM | PERCT | CLASS | CFS | TOTAL | ACCUM | PERCT | CLASS | CFS | TOTAL | ACCUM | PERCT | CLASS | CFS | TOTAL | ACCUM | PERCT |
|---|---|---|---|---|---|---|---|---|---|---|---|---|---|---|---|---|---|---|---|
| 0 | 0.00 | 0 | 1461 | 100.0 | 9 | 4.00 | 72 | 1205 | 82.5 | 18 | 13.0 | 29 | 903 | 61.8 | 27 | 43 | 27 | 544 | 37.2 |
| 1 | 1.30 | 1 | 1461 | 100.0 | 10 | 4.60 | 26 | 1133 | 77.5 | 19 | 15.0 | 103 | 874 | 59.8 | 28 | 49 | 99 | 517 | 35.3 |
| 2 | 1.60 | 2 | 1460 | 99.9 | 11 | 5.20 | 35 | 1107 | 75.8 | 20 | 17.0 | 42 | 771 | 52.8 | 29 | 56 | 46 | 418 | 28.6 |
| 3 | 1.80 | 34 | 1458 | 99.8 | 12 | 6.00 | 46 | 1072 | 73.4 | 21 | 19.0 | 11 | 729 | 49.9 | 30 | 64 | 168 | 372 | 25.4 |
| 4 | 2.10 | 46 | 1424 | 97.5 | 13 | 6.80 | 44 | 1026 | 70.2 | 22 | 22.0 | 5 | 718 | 49.1 | 31 | 73 | 131 | 204 | 13.9 |
| 5 | 2.40 | 23 | 1378 | 94.3 | 14 | 7.80 | 33 | 982 | 67.2 | 23 | 25.0 | 27 | 713 | 48.8 | 32 | 83 | 56 | 73 | 4.9 |
| 6 | 2.70 | 53 | 1355 | 92.7 | 15 | 8.80 | 24 | 949 | 65.0 | 24 | 29.0 | 50 | 686 | 47.0 | 33 | 95 | 17 | 17 | 1.1 |
| 7 | 3.10 | 43 | 1302 | 89.1 | 16 | 10.00 | 19 | 925 | 63.3 | 25 | 33.0 | 33 | 636 | 43.5 | 34 | 110 | | | |
| 8 | 3.50 | 54 | 1259 | 86.2 | 17 | 12.00 | 3 | 906 | 62.0 | 26 | 38.0 | 59 | 603 | 41.3 | | | | | |

LOWEST MEAN DISCHARGE, IN CFS, AND RANKING, FOR THE FOLLOWING NUMBER OF CONSECUTIVE DAYS IN YEAR ENDING MARCH 31

| YEAR | 1 | | 3 | | 7 | | 14 | | 30 | | 60 | | 90 | | 120 | | 183 | | ANNUAL | |
|---|---|---|---|---|---|---|---|---|---|---|---|---|---|---|---|---|---|---|---|---|
| 1971 | 3.50 | 3 | 3.60 | 3 | 3.70 | 3 | 3.80 | 2 | 4.00 | 2 | 4.30 | 2 | 7.20 | 3 | 15.50 | 3 | 20.20 | 2 | 40.60 | 2 |
| 1972 | 1.40 | 1 | 1.60 | 1 | 1.70 | 1 | 1.90 | 1 | 2.00 | 1 | 2.10 | 1 | 2.20 | 1 | 2.30 | 1 | 2.60 | 1 | 12.80 | 1 |
| 1973 | 3.10 | 2 | 3.30 | 2 | 3.40 | 2 | 3.90 | 3 | 4.60 | 3 | 6.10 | 3 | 6.60 | 2 | 12.00 | 2 | 31.90 | 3 | 51.70 | 3 |

HIGHEST MEAN DISCHARGE, IN CFS, AND RANKING, FOR THE FOLLOWING NUMBER OF CONSECUTIVE DAYS IN YEAR ENDING SEPTEMBER 30

| YEAR | 1 | | 3 | | 7 | | 15 | | 30 | | 60 | | 90 | | 120 | | 183 | | ANNUAL | |
|---|---|---|---|---|---|---|---|---|---|---|---|---|---|---|---|---|---|---|---|---|
| 1970 | 109.0 | 1 | 103.0 | 2 | 92.4 | 2 | 86.5 | 2 | 79.3 | 3 | 74.2 | 2 | 65.5 | 2 | 57.1 | 2 | 45.7 | 3 | 30.2 | 2 |
| 1971 | 84.0 | 4 | 82.7 | 4 | 80.7 | 4 | 77.9 | 4 | 73.8 | 4 | 63.5 | 4 | 60.8 | 3 | 56.6 | 3 | 47.1 | 2 | 27.5 | 3 |
| 1972 | 108.0 | 2 | 107.0 | 1 | 106.0 | 1 | 98.3 | 1 | 91.9 | 1 | 72.8 | 3 | 56.8 | 4 | 46.3 | 4 | 37.7 | 4 | 24.6 | 4 |
| 1973 | 98.0 | 3 | 95.0 | 3 | 90.3 | 3 | 86.1 | 3 | 82.7 | 2 | 77.9 | 1 | 75.2 | 1 | 73.6 | 1 | 72.3 | 1 | 51.2 | 1 |

STATISTICS ON NORMAL MONTHLY MEANS(ALL DAYS)

| OCT | NOV | DEC | JAN | FEB | MARCH | APRIL | MAY | JUNE | JULY | AUG | SEPT |
|---|---|---|---|---|---|---|---|---|---|---|---|
| BY ROWS(MEAN,VARIANCE,STANDARD DEVIATION, SKEWNESS, COEFF. OF VARIATION,PERCENTAGE OF AVERAGE FLOW) | | | | | | | | | | | |
| 0.3169E+02 | 0.2939E+02 | 0.4155E+02 | 0.4104E+02 | 0.4133E+02 | 0.4553E+02 | 0.6909E+02 | 0.4475E+02 | 0.2719E+02 | 0.1010E+02 | 0.5418E+01 | 0.1457E+02 |
| 0.9774E+03 | 0.8421E+03 | 0.5263E+03 | 0.8987E+03 | 0.6327E+03 | 0.3319E+03 | 0.2514E+03 | 0.9259E+03 | 0.7311E+03 | 0.4440E+02 | 0.6635E+01 | 0.4299E+03 |
| 0.3126E+02 | 0.2902E+02 | 0.2299E+02 | 0.2998E+02 | 0.2515E+02 | 0.1822E+02 | 0.1585E+02 | 0.3043E+02 | 0.2704E+02 | 0.6663E+01 | 0.2576E+01 | 0.2073E+02 |
| 0.3330E+00 | 0.1164E+01 | 0.1771E+01 | 0.4664E+00 | 0.3645E+00 | 0.2230E+00 | -0.1498E+01 | -0.7903E+00 | 0.1146E+00 | 0.5914E+00 | -0.3431E+00 | 0.1966E+01 |
| 0.9865E+00 | 0.9873E+00 | 0.5532E+00 | 0.7305E+00 | 0.6086E+00 | 0.4001E+00 | 0.2295E+00 | 0.6799E+00 | 0.9945E+00 | 0.6597E+00 | 0.4754E+00 | 0.1423E+01 |
| 0.7890E+01 | 0.7318E+01 | 0.1034E+02 | 0.1022E+02 | 0.1029E+02 | 0.1134E+02 | 0.1720E+02 | 0.1114E+02 | 0.6769E+01 | 0.2515E+01 | 0.1349E+01 | 0.3627E+01 |

STATISTICS ON NORMAL ANNUAL MEANS(ALL DAYS)

| MEAN | VARIANCE | STANDARD DEVIATION | SKEWNESS | COEFF. OF VARIATION | SERIAL CORR |
|---|---|---|---|---|---|
| 0.3338E+02 | 0.1460E+03 | 0.1208E+02 | 0.1794E+01 | 0.3619E+00 | -0.8287E+00 |

TURKEY CREEK AT SYRACUSE, IND. (Continued)

STATISTICS ON LOG MONTHLY MEANS(ALL DAYS)

| OCT | NOV | DEC | JAN | FEB | MARCH | APRIL | MAY | JUNE | JULY | AUG | SEPT |
|---|---|---|---|---|---|---|---|---|---|---|---|
| BY ROWS(MEAN,VARIANCE,STANDARD DEVIATION, SKEWNESS, COEFF. OF VARIATION,PERCENTAGE OF AVERAGE FLOW) | | | | | | | | | | | |
| 0.1262E+01 | 0.1235E+01 | 0.1577E+01 | 0.1512E+01 | 0.1544E+01 | 0.1631E+01 | 0.1829E+01 | 0.1492E+01 | 0.1147E+01 | 0.9184E+00 | 0.6892E+00 | 0.8562E+00 |
| 0.4810E+00 | 0.3534E+00 | 0.4419E-01 | 0.1233E+00 | 0.9198E-01 | 0.3201E-01 | 0.1255E-01 | 0.2713E+00 | 0.4160E+00 | 0.1120E+00 | 0.5663E-01 | 0.3227E+00 |
| 0.6935E+00 | 0.5945E+00 | 0.2102E+00 | 0.3511E+00 | 0.3033E+00 | 0.1789E+00 | 0.1120E+00 | 0.5209E+00 | 0.6450E+00 | 0.3347E+00 | 0.2380E+00 | 0.5681E+00 |
| -0.6656E+00 | -0.8243E+00 | 0.1495E+01 | 0.1514E+00 | -0.5342E+00 | 0.5964E-01 | -0.1678E+01 | -0.1645E+01 | -0.8131E-01 | -0.6345E+00 | -0.7306E+00 | 0.1305E+01 |
| 0.5772E+00 | 0.4812E+00 | 0.1333E+00 | 0.2322E+00 | 0.1964E+00 | 0.1097E+00 | 0.6123E-01 | 0.3491E+00 | 0.5622E+00 | 0.3644E+00 | 0.3453E+00 | 0.6634E+00 |
| 0.7686E+01 | 0.7903E+01 | 0.1008E+02 | 0.9673E+01 | 0.9878E+01 | 0.1043E+02 | 0.1170E+02 | 0.9543E+01 | 0.7338E+01 | 0.5875E+01 | 0.4409E+01 | 0.5477E+01 |

STATISTICS ON LOG ANNUAL MEANS(ALL DAYS)

| MEAN | VARIANCE | STANDARD DEVIATION | SKEWNESS | COEFF. OF VARIATION | SERIAL CORR |
|---|---|---|---|---|---|
| 0.1505E+01 | 0.1980E-01 | 0.1407E+00 | 0.1617E+01 | 0.9349E-01 | -0.8213E+00 |

ANNUAL PEAKS

| | |
|---|---|
| 1970 | 114 |
| 1971 | 85 |
| 1972 | 114 |
| 1973 | 99 |

## 04100500 Elkhart River at Goshen, Ind.

LOCATION.--Lat 41°35'36", long 85°50'55", in NE¼NE¼ sec.8, T.36 N., R.6 E., Elkhart County, on right bank 20 ft (6 m) downstream from River Avenue bridge at Goshen and 0.5 mile (0.8 km) upstream from Rock Run.

DRAINAGE AREA.--594 mi² (1,538 km²).

REMARKS.--The flow is regulated by three powerplants upstream from station.

DURATION TABLE OF DAILY DISCHARGE FOR YEAR ENDING SEPTEMBER 30

| CLASS | 0 | 1 | 2 | 3 | 4 | 5 | 6 | 7 | 8 | 9 | 10 | 11 | 12 | 13 | 14 | 15 | 16 | 17 | 18 | 19 | 20 | 21 | 22 | 23 | 24 | 25 | 26 | 27 | 28 | 29 | 30 | 31 | 32 | 33 | 34 | |
|---|---|---|---|---|---|---|---|---|---|---|---|---|---|---|---|---|---|---|---|---|---|---|---|---|---|---|---|---|---|---|---|---|---|---|---|---|
| YEAR | | | | | | | | | | | | | | | NUMBER OF DAYS IN CLASS | | | | | | | | | | | | | | | | | | | | | CFS-DAYS |
| 1932 | | | | | | | | | | | | | | | 2 | | 16 | 22 | 13 | 26 | 47 | 27 | 54 | 51 | 42 | 22 | 21 | 17 | 1 | 2 | 1 | 2 | | | | 170755.0 |
| 1933 | | | | | | | | | | | | | | | | | 4 | 20 | 43 | 46 | 24 | 45 | 36 | 30 | 19 | 26 | 29 | 19 | 17 | 2 | 4 | 1 | | | | 222048.0 |
| 1934 | | | | | | | | | | | | | | 2 | 38 | 57 | 20 | 4 | 23 | 32 | 68 | 72 | 21 | 9 | 7 | 5 | 3 | 4 | | | | | | | | 92374.0 |
| 1935 | | | | | | | | | | | | | | | 23 | 24 | 33 | 27 | 50 | 33 | 27 | 19 | 33 | 31 | 34 | 22 | 7 | 1 | 1 | | | | | | | 114823.0 |
| 1936 | | | | | | | | | | | | | | 1 | 27 | 43 | 48 | 8 | 23 | 29 | 31 | 18 | 39 | 29 | 15 | 19 | 15 | 6 | 3 | 7 | 3 | 1 | 1 | | | 136863.0 |
| 1937 | | | | | | | | | | | | | | | | | 14 | 26 | 33 | 43 | 40 | 29 | 22 | 52 | 49 | 29 | 16 | 8 | 4 | | | | | | | 185943.0 |
| 1938 | | | | | | | | | | | | | | | | 2 | 18 | 23 | 67 | 31 | 38 | 23 | 28 | 20 | 23 | 32 | 27 | 23 | 5 | 3 | 1 | 1 | | | | 163267.0 |
| 1939 | | | | | | | | | | | | | | | | | 2 | 13 | 38 | 41 | 65 | 43 | 41 | 19 | 15 | 15 | 14 | 21 | 19 | 10 | 5 | 2 | 1 | 1 | | 190645.0 |
| 1940 | | | | | | | | | | | | | 1 | 1 | 1 | 5 | 43 | 22 | 75 | 47 | 34 | 11 | 13 | 17 | 57 | 27 | 6 | 2 | 2 | | 1 | 1 | | | | 126959.0 |
| 1941 | | | | | | | | | | 1 | 4 | 15 | 28 | 17 | 19 | 18 | 32 | 48 | 62 | 51 | 34 | 25 | 11 | | | | | | | | | | | | | 75067.0 |
| 1942 | | | | | | | | | | | | | 1 | 3 | 2 | 4 | 14 | 14 | 41 | 69 | 59 | 30 | 37 | 13 | 20 | 11 | 9 | 14 | 12 | 9 | 2 | 1 | | | | 153012.0 |
| 1943 | | | | | | | | | | | | | | | | | | | 1 | 13 | 11 | 25 | 61 | 37 | 61 | 49 | 31 | 16 | 18 | 13 | 6 | 10 | 6 | 4 | 2 | 1 | 297594.0 |
| 1944 | | | | | | | | | | | | | | | | | 2 | 23 | 60 | 52 | 41 | 42 | 22 | 14 | 13 | 10 | 16 | 28 | 14 | 9 | 9 | 7 | 3 | 1 | | | 203768.0 |
| 1945 | | | | | | | | | | | | | | | | | 4 | 29 | 87 | 45 | 31 | 17 | 27 | 28 | 32 | 29 | 9 | 9 | 8 | 7 | 2 | 1 | | | | | 153726.0 |
| 1946 | | | | | | | | | | | | | | | 12 | | 27 | 22 | 20 | 35 | 34 | 52 | 44 | 18 | 14 | 24 | 32 | 21 | 5 | 3 | | 1 | 1 | | | | 164904.0 |
| 1947 | | | | | | | | | | | | | | | 6 | | 15 | 11 | 40 | 36 | 46 | 31 | 25 | 35 | 21 | 19 | 33 | 22 | 10 | 10 | 3 | 1 | 1 | | | | 186814.0 |
| 1948 | | | | | | | | | | | | | | 3 | 2 | | 5 | 16 | 25 | 15 | 66 | 42 | 29 | 27 | 32 | 27 | 21 | 24 | 17 | 10 | 4 | 1 | | | | | 197865.0 |
| 1949 | | | | | | | | | | | | | | 5 | | 1 | 8 | 28 | 52 | 23 | 43 | 24 | 21 | 51 | 35 | 27 | 16 | 13 | 1 | 14 | 2 | 1 | | | | | 169719.0 |
| 1950 | | | | | | | | | | | | | | | | | | 2 | 10 | 12 | 31 | 18 | 22 | 41 | 55 | 21 | 13 | 11 | 28 | 47 | 17 | 19 | 11 | 4 | 2 | 1 | 366679.0 |
| 1951 | | | | | | | | | | | | | | | | | | | | 5 | 33 | 31 | 41 | 54 | 24 | 30 | 46 | 48 | 25 | 19 | 5 | 3 | | | 1 | | 275223.0 |
| 1952 | | | | | | | | | | | | | | | | | 3 | 3 | 8 | 36 | 32 | 15 | 22 | 30 | 43 | 35 | 46 | 39 | 32 | 18 | 2 | 2 | | | | | 259706.0 |
| 1953 | | | | | | | | | 2 | 4 | 2 | 8 | 4 | 2 | 4 | 18 | 21 | 44 | 48 | 29 | 39 | 25 | 59 | 41 | 12 | 2 | 1 | | | | | | | | | | 120307.0 |
| 1954 | | | | 3 | 2 | 2 | 4 | 1 | 1 | 4 | 1 | 7 | 7 | 2 | 11 | 13 | 10 | 33 | 31 | 20 | 28 | 36 | 48 | 30 | 17 | 13 | 23 | 7 | 5 | 3 | 1 | 1 | 1 | | | | 167860.0 |
| 1955 | | | | | | | | | | | | | | 2 | 1 | 13 | 5 | 4 | 11 | 32 | 25 | 40 | 41 | 54 | 43 | 32 | 22 | 14 | 13 | 3 | 6 | 2 | | 2 | | | 246665.0 |
| 1956 | | | | | | | | | | | 1 | 1 | 1 | | 2 | 6 | 4 | 24 | 27 | 67 | 30 | 39 | 31 | 36 | 37 | 10 | 12 | 7 | 5 | 7 | 12 | 4 | 1 | 2 | | | 220549.0 |
| 1957 | | | | | | | | | | 5 | 3 | 3 | 7 | 10 | 7 | 17 | 27 | 43 | 35 | 44 | 40 | 47 | 34 | 8 | 6 | 4 | 10 | 11 | 4 | | | | | | | | 128701.0 |
| 1958 | | | | | | | | | 1 | 1 | 2 | 1 | 1 | | 1 | 3 | 5 | 33 | 27 | 37 | 76 | 58 | 35 | 20 | 18 | 16 | 17 | 9 | 4 | | | | | | | | 163194.0 |
| 1959 | | | | | | | 1 | 1 | 3 | | | 2 | 1 | 3 | 1 | 9 | 7 | 23 | 17 | 52 | 42 | 26 | 35 | 33 | 23 | 14 | 15 | 14 | 17 | 11 | 12 | 3 | | | | | 232149.0 |
| 1960 | | | | | | | | | | | | | | | | | 5 | 20 | 25 | 25 | 21 | 38 | 39 | 40 | 50 | 37 | 24 | 22 | 11 | 5 | 3 | 1 | | | | | 241320.0 |
| 1961 | | | | | | | | | | | | | | | 1 | | 21 | 72 | 87 | 36 | 23 | 23 | 16 | 15 | 12 | 14 | 16 | 15 | 7 | 2 | 4 | 1 | | | | | 161804.0 |
| 1962 | | | | | | | | | | | | | | | 10 | 17 | 15 | 15 | 52 | 41 | 27 | 56 | 48 | 30 | 18 | 6 | 6 | 6 | 8 | 3 | 5 | 2 | | | | | 169651.0 |
| 1963 | | | | | | | | | | | | | 1 | 1 | 3 | 31 | 87 | 52 | 53 | 24 | 30 | 14 | 23 | 8 | 5 | 8 | 6 | 6 | 9 | 4 | | | | | | | 100172.0 |
| 1964 | | 1 | | 1 | | | | | | 1 | | 12 | 14 | 21 | 43 | 90 | 43 | 42 | 17 | 19 | 9 | 11 | 22 | 16 | 4 | | | | | | | | | | | | 72090.0 |
| 1965 | | | | | | | | | | | | | 17 | 23 | 25 | 23 | 31 | 41 | 25 | 18 | 13 | 17 | 14 | 21 | 24 | 36 | 24 | 8 | 5 | | | | | | | | 155717.0 |
| 1966 | | | | | | | | | | | | | | | | 21 | 11 | 39 | 23 | 32 | 52 | 36 | 43 | 30 | 25 | 15 | 15 | 10 | 8 | 2 | 2 | | 1 | | | | 180645.0 |
| 1967 | | | | | | | | | | | | | | | 6 | 14 | 45 | 33 | 20 | 12 | 23 | 15 | 21 | 28 | 47 | 21 | 14 | 30 | 10 | 16 | 7 | 2 | 1 | | | | 199533.0 |
| 1968 | | | | | | | | | | | | | | | | 7 | 8 | 1 | 10 | 42 | 35 | 45 | 57 | 37 | 29 | 27 | 20 | 14 | 16 | 7 | 5 | 4 | 2 | | | | 247055.0 |
| 1969 | | | | | | | | | | | | | | | | | 6 | 36 | 39 | 22 | 23 | 45 | 44 | 35 | 32 | 32 | 23 | 10 | 6 | 4 | 6 | 2 | | | | | 215585.0 |
| 1970 | | | | | | | | | | | | | | | | 12 | 8 | 29 | 52 | 65 | 40 | 32 | 34 | 20 | 18 | 21 | 20 | 5 | 4 | 4 | 1 | | | | | | 166841.0 |
| 1971 | | | | | | | | | | | | | | | 26 | 35 | 17 | 37 | 22 | 40 | 38 | 37 | 39 | 18 | 17 | 15 | 12 | 8 | 2 | 2 | | | | | | | 143206.0 |
| 1972 | | | | | | | | | | | | | | | 14 | 48 | 11 | 37 | 53 | 54 | 27 | 11 | 10 | 24 | 23 | 23 | 15 | 12 | 4 | | | | | | | | 148928.0 |
| 1973 | | | | | | | | | | | | | | | | | 1 | 19 | 9 | 38 | 15 | 9 | 7 | 31 | 45 | 87 | 53 | 31 | 15 | 3 | | 2 | | | | | 287210.0 |

| CLASS | CFS | TOTAL | ACCUM | PERCT | CLASS | CFS | TOTAL | ACCUM | PERCT | CLASS | CFS | TOTAL | ACCUM | PERCT | CLASS | CFS | TOTAL | ACCUM | PERCT |
|---|---|---|---|---|---|---|---|---|---|---|---|---|---|---|---|---|---|---|---|
| 0 | 0.00 | 0 | 15341 | 100.0 | 9 | 34.00 | 16 | 15318 | 99.9 | 18 | 200.0 | 1364 | 11803 | 76.9 | 27 | 1200 | 450 | 1125 | 7.3 |
| 1 | 7.00 | 1 | 15341 | 100.0 | 10 | 41.00 | 13 | 15302 | 99.7 | 19 | 240.0 | 1643 | 10439 | 68.0 | 28 | 1400 | 356 | 675 | 4.3 |
| 2 | 8.50 | 0 | 15340 | 100.0 | 11 | 50.00 | 52 | 15289 | 99.7 | 20 | 300.0 | 1270 | 8796 | 57.3 | 29 | 1800 | 128 | 319 | 2.0 |
| 3 | 10.00 | 4 | 15340 | 100.0 | 12 | 61.00 | 96 | 15237 | 99.3 | 21 | 360.0 | 1354 | 7526 | 49.1 | 30 | 2100 | 117 | 191 | 1.2 |
| 4 | 13.00 | 2 | 15336 | 100.0 | 13 | 75.00 | 202 | 15141 | 98.7 | 22 | 440.0 | 1285 | 6172 | 40.2 | 31 | 2600 | 48 | 74 | .4 |
| 5 | 15.00 | 2 | 15334 | 100.0 | 14 | 91.00 | 346 | 14939 | 97.4 | 23 | 540.0 | 1216 | 4887 | 31.9 | 32 | 3200 | 15 | 26 | .1 |
| 6 | 19.00 | 5 | 15332 | 99.9 | 15 | 110.00 | 740 | 14593 | 95.1 | 24 | 660.0 | 974 | 3671 | 23.9 | 33 | 3900 | 9 | 11 | |
| 7 | 23.00 | 2 | 15327 | 99.9 | 16 | 140.00 | 658 | 13853 | 90.3 | 25 | 800.0 | 844 | 2697 | 17.6 | 34 | 4700 | 2 | 2 | |
| 8 | 28.00 | 7 | 15325 | 99.9 | 17 | 160.00 | 1392 | 13195 | 86.0 | 26 | 970.0 | 728 | 1853 | 12.1 | | | | | |

ELKHART RIVER AT GOSHEN, IND.(Continued)

LOWEST MEAN DISCHARGE, IN CFS, AND RANKING, FOR THE FOLLOWING NUMBER OF CONSECUTIVE DAYS IN YEAR ENDING MARCH 31

| YEAR | 1 | 3 | 7 | 14 | 30 | 60 | 90 | 120 | 183 | ANNUAL |
|---|---|---|---|---|---|---|---|---|---|---|
| 1933 | 125.00 25 | 128.00 21 | 140.00 22 | 160.00 27 | 205.00 35 | 293.00 39 | 293.00 36 | 319.00 36 | 347.00 34 | 516.00 23 |
| 1934 | 140.00 32 | 153.00 33 | 168.00 34 | 175.00 34 | 189.00 31 | 208.00 28 | 228.00 27 | 246.00 25 | 265.00 23 | 438.00 14 |
| 1935 | 74.00 12 | 76.70 7 | 78.70 4 | 84.20 4 | 87.50 3 | 92.30 3 | 95.30 3 | 97.10 3 | 102.00 1 | 245.00 2 |
| 1936 | 105.00 21 | 112.00 18 | 118.00 17 | 123.00 16 | 126.00 14 | 150.00 17 | 190.00 20 | 193.00 18 | 249.00 21 | 419.00 12 |
| 1937 | 71.00 11 | 82.70 9 | 85.10 6 | 86.00 6 | 89.60 5 | 95.50 5 | 99.90 4 | 112.00 4 | 181.00 11 | 405.00 11 |
| 1938 | 104.00 20 | 109.00 16 | 115.00 15 | 120.00 15 | 141.00 19 | 153.00 18 | 164.00 15 | 175.00 15 | 210.00 15 | 441.00 15 |
| 1939 | 130.00 29 | 143.00 29 | 151.00 28 | 158.00 26 | 169.00 25 | 177.00 22 | 187.00 18 | 206.00 21 | 241.00 20 | 507.00 22 |
| 1940 | 126.00 27 | 134.00 24 | 152.00 29 | 170.00 31 | 176.00 27 | 191.00 24 | 201.00 24 | 199.00 19 | 213.00 16 | 396.00 10 |
| 1941 | 58.00 8 | 98.70 14 | 108.00 14 | 116.00 14 | 128.00 15 | 130.00 12 | 142.00 12 | 147.00 9 | 177.00 9 | 327.00 9 |
| 1942 | 35.00 5 | 45.30 2 | 49.60 1 | 52.50 1 | 57.90 1 | 65.00 1 | 76.20 2 | 89.80 2 | 132.00 4 | 319.00 8 |
| 1943 | 136.00 31 | 139.00 28 | 142.00 24 | 153.00 24 | 182.00 29 | 212.00 29 | 243.00 30 | 263.00 30 | 273.00 24 | 540.00 26 |
| 1944 | 150.00 34 | 167.00 36 | 184.00 36 | 187.00 36 | 198.00 34 | 223.00 31 | 243.00 31 | 291.00 33 | 327.00 31 | 699.00 36 |
| 1945 | 127.00 28 | 134.00 25 | 141.00 23 | 146.00 22 | 158.00 22 | 164.00 19 | 165.00 16 | 171.00 14 | 172.00 8 | 467.00 19 |
| 1946 | 160.00 37 | 191.00 39 | 193.00 37 | 206.00 38 | 233.00 38 | 285.00 37 | 294.00 37 | 345.00 38 | 398.00 35 | 581.00 30 |
| 1947 | 76.00 13 | 89.00 11 | 107.00 13 | 112.00 12 | 113.00 10 | 120.00 9 | 132.00 9 | 153.00 10 | 180.00 10 | 315.00 7 |
| 1948 | 125.00 26 | 146.00 30 | 148.00 25 | 163.00 28 | 189.00 32 | 245.00 34 | 304.00 38 | 299.00 34 | 335.00 33 | 634.00 35 |
| 1949 | 61.00 9 | 113.00 19 | 134.00 20 | 137.00 20 | 136.00 16 | 140.00 14 | 155.00 13 | 164.00 13 | 203.00 12 | 523.00 24 |
| 1950 | 109.00 23 | 137.00 27 | 155.00 30 | 166.00 29 | 175.00 26 | 197.00 27 | 236.00 28 | 247.00 26 | 292.00 28 | 733.00 37 |
| 1951 | 232.00 41 | 251.00 41 | 270.00 41 | 276.00 41 | 300.00 41 | 365.00 40 | 412.00 40 | 434.00 39 | 512.00 38 | 867.00 41 |
| 1952 | 150.00 35 | 193.00 40 | 216.00 40 | 241.00 40 | 251.00 39 | 291.00 38 | 381.00 39 | 469.00 41 | 557.00 40 | 791.00 39 |
| 1953 | 95.00 17 | 133.00 23 | 148.00 26 | 156.00 25 | 167.00 23 | 179.00 23 | 195.00 23 | 212.00 22 | 253.00 22 | 446.00 16 |
| 1954 | 11.00 2 | 45.70 3 | 64.30 3 | 70.70 3 | 89.20 4 | 94.90 4 | 101.00 5 | 117.00 7 | 141.00 6 | 281.00 4 |
| 1955 | 179.00 39 | 180.00 37 | 194.00 38 | 212.00 39 | 281.00 40 | 387.00 41 | 443.00 41 | 460.00 40 | 636.00 41 | 809.00 40 |
| 1956 | 70.00 10 | 110.00 17 | 120.00 18 | 127.00 17 | 139.00 17 | 221.00 30 | 272.00 34 | 288.00 31 | 332.00 32 | 467.00 20 |
| 1957 | 40.00 6 | 71.30 6 | 118.00 16 | 127.00 18 | 141.00 18 | 145.00 15 | 159.00 14 | 176.00 16 | 204.00 13 | 462.00 18 |
| 1958 | 30.00 4 | 81.00 8 | 101.00 11 | 111.00 11 | 116.00 12 | 123.00 11 | 135.00 10 | 160.00 11 | 235.00 19 | 435.00 13 |
| 1959 | 161.00 38 | 162.00 35 | 171.00 35 | 172.00 33 | 188.00 30 | 248.00 35 | 280.00 35 | 319.00 37 | 464.00 37 | 619.00 33 |
| 1960 | 20.00 3 | 66.00 4 | 87.70 7 | 97.60 8 | 113.00 11 | 150.00 16 | 190.00 21 | 231.00 23 | 302.00 30 | 590.00 32 |
| 1961 | 108.00 22 | 136.00 26 | 150.00 27 | 153.00 23 | 167.00 24 | 174.00 21 | 194.00 22 | 202.00 20 | 207.00 14 | 498.00 21 |
| 1962 | 158.00 36 | 159.00 34 | 164.00 33 | 170.00 30 | 191.00 33 | 239.00 33 | 237.00 29 | 261.00 29 | 281.00 25 | 563.00 29 |
| 1963 | 97.00 18 | 99.00 15 | 102.00 12 | 104.00 10 | 108.00 8 | 114.00 8 | 124.00 8 | 133.00 8 | 142.00 7 | 310.00 6 |
| 1964 | 50.00 7 | 71.30 5 | 79.60 5 | 85.90 5 | 97.20 6 | 106.00 6 | 115.00 7 | 116.00 6 | 130.00 3 | 212.00 1 |
| 1965 | 7.00 1 | 17.70 1 | 55.90 2 | 58.40 2 | 66.30 2 | 70.90 2 | 75.50 1 | 80.50 1 | 107.00 2 | 295.00 5 |
| 1966 | 104.00 19 | 128.00 22 | 135.00 21 | 138.00 21 | 146.00 20 | 168.00 20 | 189.00 19 | 256.00 27 | 287.00 26 | 533.00 25 |
| 1967 | 86.00 14 | 90.30 12 | 100.00 10 | 113.00 13 | 123.00 13 | 135.00 13 | 181.00 17 | 182.00 17 | 228.00 18 | 547.00 27 |
| 1968 | 88.00 15 | 88.30 10 | 90.30 8 | 95.80 7 | 110.00 9 | 121.00 10 | 135.00 11 | 161.00 12 | 227.00 17 | 586.00 31 |
| 1969 | 182.00 40 | 187.00 38 | 195.00 39 | 195.00 37 | 210.00 36 | 226.00 32 | 254.00 32 | 290.00 32 | 403.00 36 | 622.00 34 |
| 1970 | 145.00 33 | 147.00 31 | 155.00 31 | 171.00 32 | 181.00 28 | 193.00 25 | 218.00 26 | 259.00 28 | 288.00 27 | 451.00 17 |
| 1971 | 116.00 24 | 121.00 20 | 130.00 19 | 131.00 19 | 148.00 21 | 195.00 26 | 215.00 25 | 234.00 24 | 300.00 29 | 547.00 28 |
| 1972 | 94.00 16 | 95.00 13 | 96.60 9 | 101.00 9 | 104.00 7 | 107.00 7 | 112.00 6 | 115.00 5 | 134.00 5 | 254.00 3 |
| 1973 | 135.00 30 | 150.00 32 | 158.00 32 | 181.00 35 | 210.00 37 | 280.00 36 | 259.00 33 | 306.00 35 | 525.00 39 | 775.00 38 |

HIGHEST MEAN DISCHARGE, IN CFS, AND RANKING, FOR THE FOLLOWING NUMBER OF CONSECUTIVE DAYS IN YEAR ENDING SEPTEMBER 30

| YEAR | 1 | 3 | 7 | 15 | 30 | 60 | 90 | 120 | 183 | ANNUAL |
|---|---|---|---|---|---|---|---|---|---|---|
| 1932 | 2200.0 29 | 1720.0 30 | 1300.0 35 | 1020.0 36 | 934.0 34 | 804.0 33 | 750.0 32 | 698.0 30 | 621.0 28 | 467.0 20 |
| 1933 | 2900.0 16 | 2230.0 20 | 1730.0 23 | 1490.0 22 | 1420.0 15 | 1320.0 6 | 1170.0 7 | 1010.0 11 | 922.0 9 | 608.0 10 |
| 1934 | 1130.0 39 | 1050.0 39 | 994.0 38 | 827.0 39 | 655.0 39 | 495.0 40 | 410.0 40 | 379.0 40 | 351.0 40 | 253.0 40 |
| 1935 | 1310.0 38 | 1090.0 38 | 908.0 39 | 842.0 38 | 697.0 38 | 609.0 38 | 601.0 38 | 560.0 36 | 467.0 37 | 315.0 38 |
| 1936 | 2660.0 21 | 2430.0 16 | 2040.0 15 | 1750.0 13 | 1330.0 19 | 979.0 26 | 858.0 27 | 702.0 29 | 590.0 31 | 374.0 34 |
| 1937 | 1580.0 36 | 1400.0 37 | 1220.0 37 | 1120.0 35 | 983.0 33 | 850.0 32 | 768.0 31 | 813.0 24 | 720.0 19 | 509.0 18 |
| 1938 | 2240.0 27 | 1980.0 25 | 1590.0 28 | 1320.0 29 | 1140.0 28 | 1000.0 25 | 916.0 25 | 817.0 23 | 694.0 22 | 447.0 27 |
| 1939 | 3280.0 9 | 2560.0 13 | 2020.0 16 | 1590.0 17 | 1490.0 12 | 1260.0 8 | 1160.0 8 | 961.0 16 | 756.0 17 | 522.0 16 |
| 1940 | 2260.0 25 | 1880.0 29 | 1310.0 34 | 998.0 37 | 788.0 37 | 704.0 37 | 671.0 35 | 655.0 33 | 517.0 35 | 347.0 36 |
| 1941 | 515.0 42 | 472.0 42 | 438.0 42 | 389.0 42 | 380.0 42 | 362.0 42 | 330.0 42 | 311.0 42 | 287.0 41 | 206.0 41 |
| 1942 | 2460.0 22 | 2110.0 22 | 1860.0 19 | 1640.0 16 | 1360.0 17 | 1060.0 23 | 934.0 21 | 783.0 27 | 597.0 30 | 419.0 31 |
| 1943 | 4720.0 2 | 3990.0 2 | 3560.0 1 | 3210.0 1 | 2640.0 2 | 1720.0 2 | 1500.0 2 | 1320.0 2 | 1170.0 2 | 815.0 2 |
| 1944 | 3270.0 10 | 2870.0 8 | 2290.0 8 | 2200.0 6 | 1740.0 6 | 1580.0 4 | 1370.0 4 | 1170.0 4 | 858.0 14 | 557.0 13 |
| 1945 | 2230.0 28 | 1910.0 27 | 1630.0 26 | 1330.0 27 | 1020.0 32 | 939.0 28 | 864.0 26 | 792.0 26 | 628.0 27 | 421.0 30 |
| 1946 | 3180.0 11 | 2400.0 18 | 1740.0 21 | 1260.0 30 | 924.0 35 | 787.0 34 | 745.0 33 | 653.0 34 | 617.0 29 | 452.0 25 |
| 1947 | 3090.0 12 | 2420.0 17 | 2010.0 17 | 1650.0 15 | 1440.0 13 | 1180.0 13 | 1080.0 11 | 932.0 17 | 768.0 16 | 512.0 17 |
| 1948 | 2300.0 23 | 2020.0 23 | 1630.0 27 | 1460.0 23 | 1260.0 24 | 1180.0 14 | 1080.0 12 | 980.0 13 | 802.0 15 | 541.0 15 |
| 1949 | 2300.0 24 | 2010.0 24 | 1730.0 22 | 1540.0 20 | 1190.0 26 | 1070.0 21 | 926.0 22 | 818.0 22 | 703.0 21 | 465.0 21 |
| 1950 | 4820.0 1 | 4220.0 1 | 3480.0 2 | 3150.0 2 | 2650.0 1 | 2190.0 1 | 2040.0 1 | 1960.0 1 | 1550.0 1 | 1000.0 1 |
| 1951 | 4420.0 3 | 2950.0 6 | 2120.0 11 | 1750.0 14 | 1440.0 14 | 1220.0 10 | 1130.0 9 | 1080.0 7 | 1000.0 4 | 754.0 4 |
| 1952 | 2240.0 26 | 1910.0 28 | 1700.0 24 | 1570.0 19 | 1510.0 10 | 1300.0 7 | 1190.0 6 | 1150.0 6 | 1000.0 5 | 710.0 5 |
| 1953 | 1090.0 40 | 953.0 40 | 823.0 40 | 724.0 40 | 646.0 40 | 588.0 39 | 566.0 39 | 528.0 38 | 479.0 36 | 330.0 37 |
| 1954 | 3330.0 8 | 2670.0 10 | 2060.0 14 | 1580.0 18 | 1360.0 18 | 1130.0 18 | 919.0 23 | 848.0 20 | 713.0 20 | 460.0 23 |
| 1955 | 4320.0 4 | 3830.0 3 | 3050.0 3 | 2400.0 4 | 1760.0 5 | 1220.0 11 | 1060.0 14 | 1030.0 10 | 973.0 6 | 676.0 6 |
| 1956 | 4000.0 5 | 3520.0 4 | 2830.0 4 | 2580.0 3 | 2140.0 3 | 1420.0 5 | 1310.0 5 | 1170.0 5 | 867.0 12 | 603.0 11 |
| 1957 | 1760.0 33 | 1640.0 33 | 1470.0 29 | 1360.0 25 | 1210.0 25 | 860.0 31 | 698.0 34 | 621.0 35 | 536.0 34 | 353.0 35 |
| 1958 | 1540.0 37 | 1440.0 36 | 1390.0 33 | 1210.0 33 | 845.0 36 | 743.0 36 | 645.0 36 | 554.0 37 | 466.0 38 | 447.0 26 |
| 1959 | 2770.0 18 | 2640.0 11 | 2350.0 7 | 2220.0 5 | 1950.0 4 | 1700.0 3 | 1470.0 3 | 1260.0 3 | 961.0 7 | 636.0 9 |
| 1960 | 2700.0 19 | 2220.0 21 | 1810.0 20 | 1440.0 24 | 1300.0 20 | 1070.0 22 | 1030.0 16 | 1000.0 12 | 948.0 8 | 659.0 8 |
| 1961 | 2910.0 15 | 2480.0 15 | 2250.0 9 | 1840.0 10 | 1510.0 11 | 1160.0 15 | 1050.0 15 | 885.0 18 | 669.0 24 | 443.0 28 |
| 1962 | 2980.0 14 | 2630.0 12 | 2110.0 12 | 2020.0 8 | 1570.0 7 | 1110.0 19 | 948.0 19 | 835.0 21 | 691.0 23 | 465.0 22 |
| 1963 | 1650.0 35 | 1490.0 35 | 1410.0 32 | 1320.0 28 | 1100.0 29 | 762.0 35 | 606.0 37 | 506.0 39 | 414.0 39 | 274.0 39 |
| 1964 | 775.0 41 | 672.0 41 | 617.0 41 | 589.0 41 | 544.0 41 | 488.0 41 | 404.0 41 | 344.0 41 | 287.0 42 | 197.0 42 |
| 1965 | 1780.0 32 | 1650.0 32 | 1440.0 30 | 1260.0 31 | 1140.0 27 | 1030.0 24 | 944.0 20 | 857.0 19 | 664.0 25 | 427.0 29 |
| 1966 | 3550.0 6 | 2790.0 9 | 2150.0 10 | 1780.0 11 | 1290.0 21 | 904.0 30 | 782.0 29 | 714.0 28 | 733.0 18 | 495.0 19 |
| 1967 | 2680.0 20 | 2380.0 19 | 2060.0 13 | 1770.0 12 | 1410.0 16 | 1150.0 17 | 1010.0 17 | 963.0 15 | 896.0 10 | 547.0 14 |
| 1968 | 3520.0 7 | 3210.0 5 | 2540.0 5 | 2060.0 7 | 1520.0 8 | 1230.0 9 | 1080.0 13 | 1040.0 9 | 869.0 11 | 675.0 7 |
| 1969 | 3050.0 13 | 2890.0 7 | 2410.0 6 | 1960.0 9 | 1510.0 9 | 1160.0 16 | 964.0 18 | 971.0 14 | 866.0 13 | 591.0 12 |
| 1970 | 2150.0 30 | 1920.0 26 | 1630.0 25 | 1330.0 26 | 1280.0 22 | 1080.0 20 | 919.0 24 | 795.0 25 | 636.0 26 | 457.0 24 |
| 1971 | 1920.0 31 | 1660.0 31 | 1260.0 36 | 1180.0 34 | 1090.0 30 | 953.0 27 | 769.0 30 | 667.0 31 | 578.0 32 | 392.0 33 |
| 1972 | 1660.0 34 | 1540.0 34 | 1410.0 31 | 1230.0 32 | 1060.0 31 | 919.0 29 | 785.0 28 | 655.0 32 | 541.0 33 | 407.0 32 |
| 1973 | 2810.0 17 | 2520.0 14 | 2010.0 18 | 1530.0 21 | 1270.0 23 | 1190.0 12 | 1130.0 10 | 1070.0 8 | 1040.0 3 | 787.0 3 |

STATISTICS ON NORMAL MONTHLY MEANS(ALL DAYS)

| OCT | NOV | DEC | JAN | FEB | MARCH | APRIL | MAY | JUNE | JULY | AUG | SEPT |
|---|---|---|---|---|---|---|---|---|---|---|---|
| BY ROWS(MEAN,VARIANCE,STANDARD DEVIATION, SKEWNESS, COEFF. OF VARIATION,PERCENTAGE OF AVERAGE FLOW) | | | | | | | | | | | |
| 0.2869E+03 | 0.3431E+03 | 0.4316E+03 | 0.5599E+03 | 0.6755E+03 | 0.8548E+03 | 0.9070E+03 | 0.7088E+03 | 0.4249E+03 | 0.3316E+03 | 0.2590E+03 | 0.2344E+03 |
| 0.7535E+05 | 0.3982E+05 | 0.7660E+05 | 0.1531E+06 | 0.1471E+06 | 0.1215E+06 | 0.1675E+06 | 0.1704E+06 | 0.4515E+05 | 0.4000E+05 | 0.1838E+05 | 0.2543E+05 |
| 0.2745E+03 | 0.1995E+03 | 0.2768E+03 | 0.3913E+03 | 0.3836E+03 | 0.3486E+03 | 0.4092E+03 | 0.4127E+03 | 0.2125E+03 | 0.2000E+03 | 0.1356E+03 | 0.1595E+03 |
| 0.3561E+01 | 0.1723E+01 | 0.1227E+01 | 0.1299E+01 | 0.7766E+00 | 0.7191E+00 | 0.1253E+01 | 0.2158E+01 | 0.9664E+00 | 0.1891E+01 | 0.1275E+01 | 0.1817E+01 |
| 0.9568E+00 | 0.5816E+00 | 0.6412E+00 | 0.6990E+00 | 0.5679E+00 | 0.4078E+00 | 0.4512E+00 | 0.5823E+00 | 0.5000E+00 | 0.6031E+00 | 0.5235E+00 | 0.6802E+00 |
| 0.4768E+01 | 0.5701E+01 | 0.7173E+01 | 0.9304E+01 | 0.1122E+02 | 0.1420E+02 | 0.1507E+02 | 0.1178E+02 | 0.7062E+01 | 0.5511E+01 | 0.4304E+01 | 0.3896E+01 |

STATISTICS ON NORMAL ANNUAL MEANS(ALL DAYS)

| MEAN | VARIANCE | STANDARD DEVIATION | SKEWNESS | COEFF. OF VARIATION | SERIAL CORR |
|---|---|---|---|---|---|
| 0.5004E+03 | 0.2829E+05 | 0.1682E+03 | 0.6681E+00 | 0.3361E+00 | 0.3087E+00 |

STATISTICS ON LOG MONTHLY MEANS(ALL DAYS)

| OCT | NOV | DEC | JAN | FEB | MARCH | APRIL | MAY | JUNE | JULY | AUG | SEPT |
|---|---|---|---|---|---|---|---|---|---|---|---|
| BY ROWS(MEAN,VARIANCE,STANDARD DEVIATION, SKEWNESS, COEFF. OF VARIATION,PERCENTAGE OF AVERAGE FLOW) | | | | | | | | | | | |
| 0.2355E+01 | 0.2471E+01 | 0.2556E+01 | 0.2651E+01 | 0.2753E+01 | 0.2895E+01 | 0.2916E+01 | 0.2791E+01 | 0.2575E+01 | 0.2458E+01 | 0.2359E+01 | 0.2293E+01 |
| 0.7428E-01 | 0.5728E-01 | 0.6968E-01 | 0.8756E-01 | 0.7619E-01 | 0.3419E-01 | 0.3732E-01 | 0.5205E-01 | 0.4933E-01 | 0.5386E-01 | 0.4961E-01 | 0.6435E-01 |
| 0.2725E+00 | 0.2393E+00 | 0.2640E+00 | 0.2959E+00 | 0.2760E+00 | 0.1849E+00 | 0.1932E+00 | 0.2281E+00 | 0.2221E+00 | 0.2321E+00 | 0.2227E+00 | 0.2537E+00 |
| 0.5893E+00 | 0.1061E-01 | 0.2269E+00 | 0.1292E+00 | -0.5314E+00 | -0.3290E+00 | -0.6751E-01 | 0.4632E-01 | -0.2662E+00 | 0.2023E+00 | -0.8850E-01 | 0.4219E+00 |
| 0.1157E+00 | 0.9684E-01 | 0.1033E+00 | 0.1116E+00 | 0.1003E+00 | 0.6387E-01 | 0.6624E-01 | 0.8173E-01 | 0.8624E-01 | 0.9442E-01 | 0.9443E-01 | 0.1106E+00 |
| 0.7578E+01 | 0.7954E+01 | 0.8225E+01 | 0.8530E+01 | 0.8861E+01 | 0.9318E+01 | 0.9385E+01 | 0.8983E+01 | 0.8288E+01 | 0.7910E+01 | 0.7590E+01 | 0.7378E+01 |

STATISTICS ON LOG ANNUAL MEANS(ALL DAYS)

| MEAN | VARIANCE | STANDARD DEVIATION | SKEWNESS | COEFF. OF VARIATION | SERIAL CORR |
|---|---|---|---|---|---|
| 0.2675E+01 | 0.2305E-01 | 0.1518E+00 | -0.4502E+00 | 0.5677E-01 | 0.3360E+00 |

ANNUAL PEAKS

| | | | |
|---|---|---|---|
| 1925 | 2000 | 1952 | 2310 |
| 1926 | 2580 | 1953 | 1160 |
| 1927 | 2440 | 1954 | 3480 |
| 1928 | 4660 | 1955 | 5260 |
| 1932 | 2660 | 1956 | 4320 |
| 1933 | 3060 | 1957 | 1820 |
| 1934 | 1220 | 1958 | 1660 |
| 1935 | 1310 | 1959 | 2910 |
| 1936 | 2820 | 1960 | 2910 |
| 1937 | 1580 | 1961 | 3120 |
| 1938 | 2380 | 1962 | 3330 |
| 1939 | 3940 | 1963 | 1650 |
| 1940 | 2770 | 1964 | 830 |
| 1941 | 701 | 1965 | 1840 |
| 1942 | 2820 | 1966 | 3960 |
| 1943 | 5090 | 1967 | 2740 |
| 1944 | 3450 | 1968 | 4010 |
| 1945 | 2300 | 1969 | 3300 |
| 1946 | 3360 | 1970 | 2250 |
| 1947 | 3360 | 1971 | 2020 |
| 1948 | 2590 | 1972 | 1830 |
| 1949 | 2510 | 1973 | 3150 |
| 1950 | 5440 | | |
| 1951 | 5260 | | |

## 04101000 St. Joseph River at Elkhart, Ind.

LOCATION.--Lat 41°41'30", long 85°58'30", in SW¼NE¼ sec.5, T.37 N., R.5 E., Elkhart County, on left bank 200 ft (61 m) downstream from mouth of Elkhart River, 200 ft (61 m) upstream from Main Street bridge in Elkhart, 2,000 ft (610 m) downstream from Christiana Creek, and 0.5 mile (0.8 km) downstream from Elkhart Hydroelectric Plant.

DRAINAGE AREA.--3,370 mi$^2$ (8,728 km$^2$).

REMARKS.--The flow is regulated by Elkhart Hydroelectric Plant and by a hydroelectric plant on Elkhart River at Goshen.

DURATION TABLE OF DAILY DISCHARGE FOR YEAR ENDING SEPTEMBER 30

| CLASS | 0 | 1 | 2 | 3 | 4 | 5 | 6 | 7 | 8 | 9 | 10 | 11 | 12 | 13 | 14 | 15 | 16 | 17 | 18 | 19 | 20 | 21 | 22 | 23 | 24 | 25 | 26 | 27 | 28 | 29 | 30 | 31 | 32 | 33 | 34 | |
|---|---|---|---|---|---|---|---|---|---|---|---|---|---|---|---|---|---|---|---|---|---|---|---|---|---|---|---|---|---|---|---|---|---|---|---|---|
| YEAR | NUMBER OF DAYS IN CLASS | | | | | | | | | | | | | | | | | | | | | | | | | | | | | | | | | | | CFS-DAYS |
| 1948 | | | | | | | | | | 1 | 1 | 2 | 17 | 26 | 29 | 30 | 55 | 39 | 22 | 27 | 15 | 24 | 11 | 15 | 18 | 7 | 7 | 5 | 6 | 5 | 3 | 1 | | | | 1166320.0 |
| 1949 | | | | | | | | | | 6 | 10 | 20 | 39 | 47 | 34 | 14 | 29 | 17 | 29 | 23 | 27 | 21 | 12 | 12 | 8 | 7 | 9 | | 1 | | | | | | | 937966.0 |
| 1950 | | | | | | | | | | | | | | 5 | 15 | 23 | 27 | 36 | 17 | 13 | 15 | 19 | 19 | 18 | 31 | 25 | 18 | 30 | 20 | 7 | 3 | 5 | 13 | 4 | 2 | 1921430.0 |
| 1951 | | | | | | | | | | | | | | | 6 | 9 | 46 | 34 | 21 | 31 | 38 | 40 | 33 | 41 | 35 | 10 | 9 | 10 | 2 | | | | | | | 1398270.0 |
| 1952 | | | | | | | | | | | | | 2 | 1 | 18 | 32 | 27 | 21 | 12 | 16 | 30 | 32 | 36 | 29 | 39 | 26 | 23 | 15 | 7 | | | | | | | 1531010.0 |
| 1953 | | | | | | | | 3 | 12 | 13 | 18 | 13 | 18 | 29 | 42 | 19 | 49 | 37 | 49 | 42 | 14 | 3 | 3 | 1 | | | | | | | | | | | | 764105.0 |
| 1954 | | | | | | | 1 | | 10 | 18 | 22 | 13 | 52 | 28 | 26 | 25 | 11 | 20 | 12 | 17 | 29 | 22 | 11 | 12 | 19 | 10 | 4 | 1 | 2 | | | | | | | 930463.0 |
| 1955 | | | | | | | | | | 1 | 5 | 4 | 14 | 21 | 23 | 18 | 32 | 20 | 33 | 31 | 39 | 32 | 26 | 27 | 14 | 14 | 7 | 3 | 1 | | | | | | | 1175398.0 |
| 1956 | | | | | | | | | | | | 2 | 8 | 18 | 35 | 31 | 56 | 42 | 55 | 20 | 14 | 21 | 9 | 6 | 7 | 4 | 12 | 11 | 10 | 2 | 2 | 1 | | | | 1165710.0 |
| 1957 | | | | | | 2 | | | 3 | 2 | 16 | 23 | 41 | 38 | 34 | 29 | 51 | 47 | 32 | 11 | 8 | 7 | 14 | 7 | | | | | | | | | | | | 764290.0 |
| 1958 | | | | | | | | | 1 | 4 | 5 | 9 | 9 | 16 | 29 | 37 | 68 | 69 | 35 | 28 | 21 | 10 | 17 | 7 | | | | | | | | | | | | 885351.0 |
| 1959 | | | | | | | | 1 | 1 | 1 | 5 | 9 | 24 | 38 | 52 | 45 | 38 | 22 | 15 | 3 | 15 | 14 | 7 | 11 | 24 | 24 | 9 | 7 | | | | | | | | 1054323.0 |
| 1960 | | | | | | | | | | | | | | 2 | 7 | 28 | 30 | 29 | 37 | 33 | 37 | 31 | 40 | 35 | 20 | 18 | 14 | 5 | | | | | | | | 1353580.0 |
| 1961 | | | | | | | | | | 1 | | 2 | 4 | 18 | 31 | 51 | 44 | 47 | 32 | 35 | 20 | 18 | 10 | 15 | 11 | 7 | 7 | 3 | 3 | 3 | 3 | | | | | 986058.0 |
| 1962 | | | | | | | | | | 1 | 5 | 12 | 8 | 20 | 13 | 17 | 27 | 42 | 57 | 49 | 37 | 24 | 9 | 8 | 9 | 4 | 2 | 6 | 8 | 7 | | | | | | 1019120.0 |
| 1963 | | | | | | 2 | 2 | 6 | 5 | 21 | 31 | 34 | 88 | 54 | 18 | 17 | 21 | 23 | 7 | 4 | 7 | 4 | 7 | 8 | 5 | 1 | | | | | | | | | | 633220.0 |
| 1964 | | 1 | | 3 | 2 | 7 | 24 | 33 | 39 | 30 | 36 | 47 | 42 | 22 | 12 | 11 | 16 | 21 | 11 | 4 | 4 | 1 | | | | | | | | | | | | | | 469748.0 |
| 1965 | | | | | | | 3 | 25 | 15 | 10 | 13 | 14 | 38 | 37 | 24 | 19 | 29 | 21 | 15 | 7 | 9 | 12 | 21 | 18 | 27 | 7 | 1 | | | | | | | | | 881595.0 |
| 1966 | | | | | | | | | | 1 | 6 | 7 | 8 | 33 | 31 | 38 | 38 | 23 | 22 | 17 | 25 | 44 | 19 | 12 | 13 | 10 | 13 | 4 | 1 | | | | | | | 1111908.0 |
| 1967 | | | | | | | | | 1 | 4 | 19 | 25 | 32 | 25 | 12 | 13 | 19 | 25 | 33 | 24 | 29 | 20 | 11 | 14 | 14 | 27 | 16 | 2 | | | | | | | | 1109125.0 |
| 1968 | | | | | | | | | | | | 3 | 2 | 12 | 6 | 2 | 17 | 37 | 36 | 43 | 49 | 39 | 23 | 35 | 19 | 9 | 15 | 4 | 8 | 4 | 2 | 1 | | | | 1425710.0 |
| 1969 | | | | | | | | | | | | 1 | 4 | 12 | 24 | 17 | 30 | 12 | 4 | 11 | 36 | 40 | 31 | 40 | 41 | 24 | 20 | 8 | 4 | 4 | 2 | | | | | 1522510.0 |
| 1970 | | | | | | | | | | | | | 7 | 18 | 21 | 32 | 64 | 58 | 41 | 26 | 17 | 17 | 8 | 11 | 16 | 19 | 9 | 1 | | | | | | | | 1092910.0 |
| 1971 | | | | | | | 1 | | 5 | 15 | 14 | 14 | 39 | 20 | 15 | 16 | 26 | 16 | 40 | 28 | 25 | 24 | 21 | 12 | 11 | 8 | 15 | | | | | | | | | 1013808.0 |
| 1972 | | | | | | | | | 1 | 2 | 14 | 16 | 47 | 40 | 21 | 29 | 44 | 27 | 16 | 14 | 15 | 22 | 21 | 19 | 10 | 6 | 2 | | | | | | | | | 918545.0 |
| 1973 | | | | | | | | | | | | 1 | 5 | 10 | 12 | 4 | 20 | 26 | 14 | 20 | 33 | 41 | 25 | 54 | 46 | 21 | 27 | 3 | 3 | | | | | | | 1522020.0 |

| CLASS | CFS | TOTAL | ACCUM | PERCT | CLASS | CFS | TOTAL | ACCUM | PERCT | CLASS | CFS | TOTAL | ACCUM | PERCT | CLASS | CFS | TOTAL | ACCUM | PERCT |
|---|---|---|---|---|---|---|---|---|---|---|---|---|---|---|---|---|---|---|---|
| 0 | 0.00 | 0 | 9497 | 100.0 | 9 | 870.00 | 134 | 9286 | 97.8 | 18 | 2600.0 | 692 | 4518 | 47.6 | 27 | 7500 | 120 | 259 | 2.7 |
| 1 | 336.00 | 1 | 9497 | 100.0 | 10 | 980.00 | 229 | 9152 | 96.4 | 19 | 2900.0 | 550 | 3826 | 40.3 | 28 | 8400 | 75 | 139 | 1.4 |
| 2 | 380.00 | 0 | 9496 | 100.0 | 11 | 1100.00 | 269 | 8923 | 94.0 | 20 | 3200.0 | 593 | 3276 | 34.5 | 29 | 9500 | 25 | 64 | .6 |
| 3 | 430.00 | 3 | 9496 | 100.0 | 12 | 1200.00 | 574 | 8654 | 91.1 | 21 | 3600.0 | 559 | 2683 | 28.3 | 30 | 11000 | 12 | 39 | .4 |
| 4 | 480.00 | 2 | 9493 | 100.0 | 13 | 1400.00 | 596 | 8080 | 85.1 | 22 | 4100.0 | 448 | 2124 | 22.4 | 31 | 12000 | 8 | 27 | .2 |
| 5 | 540.00 | 11 | 9491 | 99.9 | 14 | 1600.00 | 614 | 7484 | 78.8 | 23 | 4600.0 | 464 | 1676 | 17.6 | 32 | 14000 | 13 | 19 | .2 |
| 6 | 610.00 | 31 | 9480 | 99.8 | 15 | 1800.00 | 609 | 6870 | 72.3 | 24 | 5200.0 | 428 | 1212 | 12.8 | 33 | 15000 | 4 | 6 | |
| 7 | 690.00 | 68 | 9449 | 99.5 | 16 | 2000.00 | 932 | 6261 | 65.9 | 25 | 5900.0 | 286 | 784 | 8.3 | 34 | 17000 | 2 | 2 | |
| 8 | 770.00 | 95 | 9381 | 98.8 | 17 | 2300.00 | 811 | 5329 | 56.1 | 26 | 6600.0 | 239 | 498 | 5.2 | | | | | |

LOWEST MEAN DISCHARGE, IN CFS, AND RANKING, FOR THE FOLLOWING NUMBER OF CONSECUTIVE DAYS IN YEAR ENDING MARCH 31

| YEAR | 1 | | 3 | | 7 | | 14 | | 30 | | 60 | | 90 | | 120 | | 183 | | ANNUAL | |
|---|---|---|---|---|---|---|---|---|---|---|---|---|---|---|---|---|---|---|---|---|
| 1949 | 870.00 | 11 | 980.00 | 8 | 1080.00 | 10 | 1140.00 | 10 | 1170.00 | 9 | 1260.00 | 9 | 1340.00 | 8 | 1390.00 | 6 | 1600.00 | 6 | 2950.00 | 12 |
| 1950 | 976.00 | 15 | 1020.00 | 11 | 1090.00 | 11 | 1140.00 | 11 | 1240.00 | 11 | 1380.00 | 12 | 1540.00 | 13 | 1700.00 | 14 | 1900.00 | 12 | 3670.00 | 20 |
| 1951 | 1760.00 | 25 | 1960.00 | 25 | 2010.00 | 25 | 2080.00 | 25 | 2160.00 | 25 | 2400.00 | 25 | 2420.00 | 24 | 2530.00 | 24 | 3070.00 | 24 | 4780.00 | 25 |
| 1952 | 1640.00 | 24 | 1710.00 | 24 | 1790.00 | 23 | 1830.00 | 23 | 1930.00 | 24 | 2120.00 | 24 | 2520.00 | 25 | 2840.00 | 25 | 3160.00 | 25 | 4230.00 | 24 |
| 1953 | 1290.00 | 22 | 1410.00 | 22 | 1520.00 | 22 | 1610.00 | 22 | 1630.00 | 20 | 1670.00 | 17 | 1740.00 | 17 | 1860.00 | 17 | 2030.00 | 16 | 2940.00 | 10 |
| 1954 | 649.00 | 5 | 795.00 | 3 | 871.00 | 4 | 888.00 | 4 | 914.00 | 3 | 937.00 | 3 | 976.00 | 3 | 1050.00 | 3 | 1140.00 | 3 | 1840.00 | 3 |
| 1955 | 1150.00 | 19 | 1260.00 | 19 | 1420.00 | 18 | 1450.00 | 18 | 1550.00 | 18 | 1770.00 | 20 | 1980.00 | 20 | 2260.00 | 21 | 2940.00 | 23 | 3700.00 | 21 |
| 1956 | 968.00 | 14 | 1020.00 | 12 | 1140.00 | 13 | 1200.00 | 13 | 1310.00 | 14 | 1520.00 | 16 | 1650.00 | 15 | 1780.00 | 15 | 1990.00 | 13 | 2610.00 | 7 |
| 1957 | 564.00 | 3 | 816.00 | 6 | 912.00 | 5 | 1040.00 | 6 | 1090.00 | 6 | 1240.00 | 8 | 1390.00 | 9 | 1500.00 | 9 | 1710.00 | 7 | 2660.00 | 9 |
| 1958 | 776.00 | 8 | 907.00 | 7 | 995.00 | 7 | 1050.00 | 7 | 1150.00 | 8 | 1230.00 | 7 | 1270.00 | 6 | 1440.00 | 7 | 1770.00 | 8 | 2480.00 | 6 |
| 1959 | 949.00 | 12 | 1210.00 | 18 | 1430.00 | 19 | 1460.00 | 19 | 1650.00 | 21 | 1780.00 | 21 | 1870.00 | 18 | 1920.00 | 18 | 2060.00 | 17 | 2650.00 | 8 |
| 1960 | 764.00 | 7 | 990.00 | 10 | 1030.00 | 8 | 1090.00 | 9 | 1200.00 | 10 | 1380.00 | 13 | 1500.00 | 12 | 1640.00 | 11 | 2010.00 | 14 | 3180.00 | 15 |
| 1961 | 1000.00 | 16 | 1050.00 | 13 | 1290.00 | 16 | 1340.00 | 16 | 1440.00 | 16 | 1510.00 | 15 | 1650.00 | 16 | 1660.00 | 12 | 1770.00 | 9 | 2950.00 | 11 |
| 1962 | 838.00 | 10 | 1150.00 | 17 | 1430.00 | 20 | 1530.00 | 20 | 1740.00 | 22 | 2060.00 | 23 | 2230.00 | 23 | 2290.00 | 22 | 2340.00 | 19 | 3210.00 | 16 |
| 1963 | 645.00 | 4 | 806.00 | 4 | 990.00 | 6 | 1030.00 | 5 | 1080.00 | 5 | 1160.00 | 5 | 1210.00 | 5 | 1260.00 | 5 | 1270.00 | 5 | 2060.00 | 5 |
| 1964 | 454.00 | 2 | 566.00 | 2 | 690.00 | 2 | 716.00 | 2 | 765.00 | 2 | 855.00 | 2 | 941.00 | 2 | 942.00 | 2 | 1010.00 | 2 | 1430.00 | 1 |
| 1965 | 336.00 | 1 | 462.00 | 1 | 561.00 | 1 | 637.00 | 1 | 711.00 | 1 | 718.00 | 1 | 749.00 | 1 | 766.00 | 1 | 908.00 | 1 | 1800.00 | 2 |
| 1966 | 1050.00 | 18 | 1090.00 | 15 | 1130.00 | 12 | 1180.00 | 12 | 1280.00 | 12 | 1370.00 | 11 | 1490.00 | 11 | 1690.00 | 13 | 1800.00 | 11 | 2960.00 | 13 |
| 1967 | 968.00 | 13 | 1120.00 | 16 | 1260.00 | 15 | 1300.00 | 15 | 1310.00 | 15 | 1330.00 | 10 | 1470.00 | 10 | 1500.00 | 8 | 1770.00 | 10 | 3020.00 | 14 |
| 1968 | 810.00 | 9 | 984.00 | 9 | 1050.00 | 9 | 1070.00 | 8 | 1130.00 | 7 | 1170.00 | 6 | 1280.00 | 7 | 1510.00 | 10 | 2010.00 | 15 | 3600.00 | 18 |
| 1969 | 1490.00 | 23 | 1640.00 | 23 | 1850.00 | 24 | 1900.00 | 24 | 1930.00 | 23 | 2030.00 | 22 | 2140.00 | 22 | 2320.00 | 23 | 2920.00 | 22 | 3860.00 | 23 |
| 1970 | 1170.00 | 20 | 1370.00 | 21 | 1470.00 | 21 | 1590.00 | 21 | 1610.00 | 19 | 1740.00 | 18 | 1930.00 | 19 | 2150.00 | 19 | 2180.00 | 18 | 3270.00 | 17 |
| 1971 | 1240.00 | 21 | 1300.00 | 20 | 1390.00 | 17 | 1450.00 | 17 | 1540.00 | 17 | 1770.00 | 19 | 2030.00 | 21 | 2150.00 | 20 | 2510.00 | 21 | 3640.00 | 19 |
| 1972 | 651.00 | 6 | 812.00 | 5 | 846.00 | 3 | 887.00 | 3 | 963.00 | 4 | 1090.00 | 4 | 1140.00 | 4 | 1160.00 | 4 | 1240.00 | 4 | 2010.00 | 4 |
| 1973 | 1040.00 | 17 | 1070.00 | 14 | 1190.00 | 14 | 1220.00 | 14 | 1280.00 | 13 | 1470.00 | 14 | 1560.00 | 14 | 1820.00 | 16 | 2380.00 | 20 | 3720.00 | 22 |

HIGHEST MEAN DISCHARGE, IN CFS, AND RANKING, FOR THE FOLLOWING NUMBER OF CONSECUTIVE DAYS IN YEAR ENDING SEPTEMBER 30

| YEAR | 1 | | 3 | | 7 | | 15 | | 30 | | 60 | | 90 | | 120 | | 183 | | ANNUAL | |
|---|---|---|---|---|---|---|---|---|---|---|---|---|---|---|---|---|---|---|---|---|
| 1948 | 12200.0 | 3 | 11800.0 | 3 | 11000.0 | 2 | 9040.0 | 4 | 7300.0 | 5 | 6330.0 | 4 | 6010.0 | 3 | 5380.0 | 5 | 4360.0 | 9 | 3190.0 | 10 |
| 1949 | 8480.0 | 14 | 7760.0 | 16 | 7350.0 | 17 | 6820.0 | 14 | 5530.0 | 19 | 4880.0 | 18 | 4540.0 | 18 | 4160.0 | 20 | 3600.0 | 18 | 2570.0 | 18 |
| 1950 | 18200.0 | 1 | 17300.0 | 1 | 16100.0 | 1 | 15200.0 | 1 | 12800.0 | 1 | 11200.0 | 1 | 9670.0 | 1 | 9110.0 | 1 | 7790.0 | 1 | 5260.0 | 1 |
| 1951 | 9020.0 | 9 | 8540.0 | 10 | 8250.0 | 9 | 7600.0 | 9 | 6400.0 | 12 | 5410.0 | 13 | 5230.0 | 10 | 5030.0 | 9 | 4810.0 | 5 | 3830.0 | 6 |
| 1952 | 9380.0 | 7 | 9140.0 | 7 | 8560.0 | 8 | 8140.0 | 7 | 7640.0 | 4 | 6510.0 | 2 | 6110.0 | 2 | 6060.0 | 2 | 5530.0 | 3 | 4180.0 | 2 |
| 1953 | 4650.0 | 25 | 4380.0 | 25 | 4120.0 | 25 | 3730.0 | 25 | 3420.0 | 25 | 3190.0 | 25 | 3050.0 | 25 | 2930.0 | 24 | 2720.0 | 24 | 2090.0 | 23 |
| 1954 | 9020.0 | 10 | 8600.0 | 9 | 7660.0 | 12 | 6710.0 | 17 | 6080.0 | 15 | 5370.0 | 14 | 4780.0 | 14 | 4390.0 | 13 | 3750.0 | 16 | 2550.0 | 19 |
| 1955 | 9000.0 | 12 | 7780.0 | 15 | 7640.0 | 13 | 6770.0 | 15 | 5410.0 | 20 | 4690.0 | 21 | 4440.0 | 20 | 4300.0 | 14 | 4250.0 | 11 | 3220.0 | 8 |
| 1956 | 13000.0 | 2 | 11900.0 | 2 | 10500.0 | 5 | 9020.0 | 5 | 8040.0 | 2 | 5820.0 | 9 | 5820.0 | 5 | 5260.0 | 7 | 4240.0 | 12 | 3190.0 | 9 |
| 1957 | 5030.0 | 23 | 4960.0 | 23 | 4760.0 | 23 | 4440.0 | 23 | 4300.0 | 23 | 3600.0 | 22 | 3220.0 | 22 | 3030.0 | 23 | 2750.0 | 23 | 2090.0 | 24 |
| 1958 | 4800.0 | 24 | 4660.0 | 24 | 4640.0 | 24 | 4380.0 | 24 | 3770.0 | 24 | 3230.0 | 24 | 3170.0 | 23 | 3080.0 | 22 | 2860.0 | 22 | 2430.0 | 21 |
| 1959 | 7800.0 | 17 | 7670.0 | 17 | 7590.0 | 14 | 7330.0 | 10 | 6650.0 | 10 | 6250.0 | 5 | 5740.0 | 6 | 5110.0 | 8 | 4030.0 | 13 | 2890.0 | 14 |
| 1960 | 8000.0 | 16 | 7800.0 | 13 | 7470.0 | 16 | 6360.0 | 19 | 5790.0 | 17 | 5150.0 | 16 | 4960.0 | 12 | 4940.0 | 10 | 4810.0 | 6 | 3700.0 | 7 |
| 1961 | 10000.0 | 6 | 9730.0 | 6 | 9120.0 | 6 | 8070.0 | 8 | 6720.0 | 9 | 5130.0 | 17 | 4770.0 | 15 | 4240.0 | 19 | 3520.0 | 19 | 2700.0 | 17 |
| 1962 | 9020.0 | 11 | 8960.0 | 8 | 8740.0 | 7 | 8220.0 | 6 | 7240.0 | 6 | 5610.0 | 11 | 4740.0 | 17 | 4270.0 | 18 | 3710.0 | 17 | 2790.0 | 15 |
| 1963 | 5970.0 | 22 | 5720.0 | 22 | 5420.0 | 22 | 5160.0 | 22 | 4530.0 | 22 | 3580.0 | 23 | 3060.0 | 24 | 2690.0 | 25 | 2240.0 | 25 | 1730.0 | 25 |
| 1964 | 3730.0 | 26 | 3420.0 | 26 | 3080.0 | 26 | 2830.0 | 26 | 2650.0 | 26 | 2500.0 | 26 | 2180.0 | 26 | 1960.0 | 26 | 1690.0 | 26 | 1280.0 | 26 |
| 1965 | 6680.0 | 21 | 6400.0 | 21 | 6050.0 | 21 | 5800.0 | 20 | 5590.0 | 18 | 5190.0 | 15 | 4760.0 | 16 | 4300.0 | 15 | 3490.0 | 20 | 2420.0 | 22 |
| 1966 | 9310.0 | 8 | 8370.0 | 12 | 7920.0 | 11 | 7310.0 | 11 | 5830.0 | 16 | 4790.0 | 20 | 4480.0 | 19 | 4270.0 | 16 | 4260.0 | 10 | 3050.0 | 11 |
| 1967 | 8100.0 | 15 | 7790.0 | 14 | 7540.0 | 15 | 7120.0 | 12 | 6780.0 | 8 | 6090.0 | 6 | 5300.0 | 9 | 4790.0 | 11 | 4400.0 | 8 | 3040.0 | 12 |
| 1968 | 12100.0 | 4 | 11600.0 | 4 | 10800.0 | 3 | 9120.0 | 3 | 7150.0 | 7 | 6030.0 | 7 | 5530.0 | 8 | 5380.0 | 6 | 4790.0 | 7 | 3900.0 | 5 |
| 1969 | 11600.0 | 5 | 11200.0 | 5 | 10600.0 | 4 | 9240.0 | 2 | 7720.0 | 3 | 6420.0 | 3 | 6000.0 | 4 | 6060.0 | 3 | 5670.0 | 2 | 4170.0 | 3 |
| 1970 | 7670.0 | 18 | 7480.0 | 18 | 7140.0 | 18 | 6520.0 | 18 | 6400.0 | 11 | 5800.0 | 10 | 5040.0 | 11 | 4530.0 | 12 | 3810.0 | 15 | 2990.0 | 13 |
| 1971 | 7260.0 | 19 | 7220.0 | 19 | 7140.0 | 19 | 6750.0 | 16 | 6310.0 | 14 | 5580.0 | 12 | 4810.0 | 13 | 4270.0 | 17 | 3920.0 | 14 | 2780.0 | 16 |
| 1972 | 6970.0 | 20 | 6750.0 | 20 | 6480.0 | 20 | 5780.0 | 21 | 5270.0 | 21 | 4820.0 | 19 | 4370.0 | 21 | 3820.0 | 21 | 3400.0 | 21 | 2510.0 | 20 |
| 1973 | 8880.0 | 13 | 8500.0 | 11 | 8150.0 | 10 | 6950.0 | 13 | 6370.0 | 13 | 6000.0 | 8 | 5690.0 | 7 | 5560.0 | 4 | 5390.0 | 4 | 4170.0 | 4 |

STATISTICS ON NORMAL MONTHLY MEANS(ALL DAYS)

| OCT | NOV | DEC | JAN | FEB | MARCH | APRIL | MAY | JUNE | JULY | AUG | SEPT |
|---|---|---|---|---|---|---|---|---|---|---|---|
| BY ROWS(MEAN,VARIANCE,STANDARD DEVIATION, SKEWNESS, COEFF. OF VARIATION,PERCENTAGE OF AVERAGE FLOW) | | | | | | | | | | | |
| 0.1960E+04 | 0.2283E+04 | 0.2821E+04 | 0.3342E+04 | 0.3762E+04 | 0.4633E+04 | 0.4984E+04 | 0.4006E+04 | 0.2841E+04 | 0.2259E+04 | 0.1842E+04 | 0.1651E+04 |
| 0.7252E+06 | 0.8113E+06 | 0.1368E+07 | 0.3347E+07 | 0.2932E+07 | 0.2256E+07 | 0.3906E+07 | 0.2108E+07 | 0.1207E+07 | 0.8140E+06 | 0.3583E+06 | 0.2755E+06 |
| 0.8516E+03 | 0.9007E+03 | 0.1170E+04 | 0.1836E+04 | 0.1712E+04 | 0.1502E+04 | 0.1976E+04 | 0.1452E+04 | 0.1099E+04 | 0.9022E+03 | 0.5986E+03 | 0.5249E+03 |
| 0.1563E+01 | 0.5339E+00 | 0.2256E+00 | 0.7939E+00 | 0.4257E+00 | 0.7121E+00 | 0.2344E+01 | 0.5381E+00 | 0.7151E+00 | 0.9736E+00 | 0.2109E+00 | 0.4154E+00 |
| 0.4344E+00 | 0.3946E+00 | 0.4147E+00 | 0.5474E+00 | 0.4552E+00 | 0.3242E+00 | 0.3965E+00 | 0.3624E+00 | 0.3867E+00 | 0.3994E+00 | 0.3249E+00 | 0.3179E+00 |
| 0.5388E+01 | 0.6274E+01 | 0.7753E+01 | 0.9186E+01 | 0.1034E+02 | 0.1273E+02 | 0.1370E+02 | 0.1101E+02 | 0.7809E+01 | 0.6209E+01 | 0.5063E+01 | 0.4538E+01 |

STATISTICS ON NORMAL ANNUAL MEANS(ALL DAYS)

| MEAN | VARIANCE | STANDARD DEVIATION | SKEWNESS | COEFF. OF VARIATION | SERIAL CORR |
|---|---|---|---|---|---|
| 0.3028E+04 | 0.7613E+06 | 0.8725E+03 | 0.4729E+00 | 0.2882E+00 | 0.2900E+00 |

STATISTICS ON LOG MONTHLY MEANS(ALL DAYS)

| OCT | NOV | DEC | JAN | FEB | MARCH | APRIL | MAY | JUNE | JULY | AUG | SEPT |
|---|---|---|---|---|---|---|---|---|---|---|---|
| BY ROWS(MEAN,VARIANCE,STANDARD DEVIATION, SKEWNESS, COEFF. OF VARIATION,PERCENTAGE OF AVERAGE FLOW) | | | | | | | | | | | |
| 0.3256E+01 | 0.3324E+01 | 0.3410E+01 | 0.3461E+01 | 0.3528E+01 | 0.3643E+01 | 0.3672E+01 | 0.3574E+01 | 0.3423E+01 | 0.3323E+01 | 0.3242E+01 | 0.3196E+01 |
| 0.3352E-01 | 0.3234E-01 | 0.3898E-01 | 0.5756E-01 | 0.4701E-01 | 0.2178E-01 | 0.2208E-01 | 0.2619E-01 | 0.2720E-01 | 0.2735E-01 | 0.2250E-01 | 0.2033E-01 |
| 0.1831E+00 | 0.1798E+00 | 0.1974E+00 | 0.2399E+00 | 0.2168E+00 | 0.1476E+00 | 0.1486E+00 | 0.1618E+00 | 0.1649E+00 | 0.1654E+00 | 0.1500E+00 | 0.1426E+00 |
| -0.1410E+00 | -0.3119E+00 | -0.4168E+00 | 0.3888E-01 | -0.4859E+00 | -0.6249E+00 | 0.5299E+00 | -0.1647E+00 | 0.1337E+00 | 0.2470E+00 | -0.4383E+00 | -0.2844E+00 |
| 0.5623E-01 | 0.5410E-01 | 0.5790E-01 | 0.6931E-01 | 0.6147E-01 | 0.4051E-01 | 0.4047E-01 | 0.4527E-01 | 0.4818E-01 | 0.4977E-01 | 0.4628E-01 | 0.4461E-01 |
| 0.7931E+01 | 0.8098E+01 | 0.8307E+01 | 0.8432E+01 | 0.8593E+01 | 0.8874E+01 | 0.8944E+01 | 0.8707E+01 | 0.8339E+01 | 0.8095E+01 | 0.7896E+01 | 0.7785E+01 |

STATISTICS ON LOG ANNUAL MEANS(ALL DAYS)

| MEAN | VARIANCE | STANDARD DEVIATION | SKEWNESS | COEFF. OF VARIATION | SERIAL CORR |
|---|---|---|---|---|---|
| 0.3463E+01 | 0.1719E-01 | 0.1311E+00 | -0.5559E+00 | 0.3786E-01 | 0.3543E+00 |

ANNUAL PEAKS

| | |
|---|---|
| 1903 | 11500 |
| 1904 | 18600 |
| 1905 | 8250 |
| 1906 | 5250 |
| 1907 | 7500 |
| 1908 | 26000 |
| 1909 | 10500 |
| 1910 | 13600 |
| 1911 | 5500 |
| 1912 | 12200 |
| 1913 | 11400 |
| 1914 | 9600 |
| 1915 | 5000 |
| 1916 | 10500 |
| 1917 | 10500 |
| 1918 | 13500 |
| 1919 | 10100 |
| 1920 | 11300 |
| 1921 | 8200 |
| 1922 | 12400 |
| 1923 | 7100 |
| 1924 | 9300 |
| 1925 | 7050 |
| 1926 | 11400 |
| 1927 | 7250 |
| 1943 | 16000 |
| 1948 | 12800 |
| 1949 | 9200 |
| 1950 | 18400 |
| 1951 | 9380 |
| 1952 | 9920 |
| 1953 | 5240 |
| 1954 | 9560 |
| 1955 | 9000 |
| 1956 | 14000 |
| 1957 | 5480 |
| 1958 | 5160 |
| 1959 | 9600 |
| 1960 | 8600 |
| 1961 | 11800 |
| 1962 | 9920 |
| 1963 | 7410 |
| 1964 | 4860 |
| 1965 | 7070 |
| 1966 | 9670 |
| 1967 | 8480 |
| 1968 | 12400 |
| 1969 | 12200 |
| 1970 | 8350 |
| 1971 | 7810 |
| 1972 | 7190 |
| 1973 | 9400 |

04177720 Fish Creek at Hamilton, Ind.

LOCATION.--Lat 41°31'55", long 84°54'12", in SE¼SW¼ sec.34, T.36 N., R.14 E., Steuben County, on left bank 6 ft (2 m) upstream from bridge on County Road 775 South, 0.5 mile (0.8 km) downstream from Hamilton Lake outlet, and 0.5 mile (0.8 km) southeast of Hamilton.

DRAINAGE AREA.--37.5 mi² (97.1 km²).

DURATION TABLE OF DAILY DISCHARGE FOR YEAR ENDING SEPTEMBER 30

| CLASS | 0 | 1 | 2 | 3 | 4 | 5 | 6 | 7 | 8 | 9 | 10 | 11 | 12 | 13 | 14 | 15 | 16 | 17 | 18 | 19 | 20 | 21 | 22 | 23 | 24 | 25 | 26 | 27 | 28 | 29 | 30 | 31 | 32 | 33 | 34 | CFS-DAYS |
|---|---|---|---|---|---|---|---|---|---|---|---|---|---|---|---|---|---|---|---|---|---|---|---|---|---|---|---|---|---|---|---|---|---|---|---|---|
| YEAR | NUMBER OF DAYS IN CLASS | | | | | | | | | | | | | | | | | | | | | | | | | | | | | | | | | | | |
| 1970 | | | | | | 5 | 8 | 23 | 9 | 13 | 13 | 29 | 28 | 16 | 41 | 25 | 9 | 10 | 7 | 21 | 15 | 15 | 13 | 14 | 8 | 8 | 12 | 9 | 6 | 5 | 2 | 1 | | | | 7279.4 |
| 1971 | | 2 | 1 | 1 | 3 | 4 | 7 | 6 | 15 | 14 | 15 | 17 | 19 | 14 | 35 | 28 | 20 | 16 | 15 | 30 | 20 | 16 | 14 | 13 | 11 | 4 | 6 | 3 | 5 | 6 | 2 | 1 | 2 | | | 7132.4 |
| 1972 | | | | | | 3 | 8 | 12 | 42 | 31 | 29 | 11 | 6 | 10 | 18 | 16 | 13 | 20 | 22 | 20 | 15 | 18 | 18 | 19 | 9 | 5 | 4 | 3 | 10 | 1 | 3 | | | | | 6498.1 |
| 1973 | | | | | | | | | | | 3 | 12 | 9 | 3 | 5 | 12 | 15 | 13 | 18 | 16 | 24 | 27 | 33 | 32 | 37 | 21 | 27 | 15 | 12 | 16 | 6 | 7 | | 2 | | 16085.9 |

| CLASS | CFS | TOTAL | ACCUM | PERCT | CLASS | CFS | TOTAL | ACCUM | PERCT | CLASS | CFS | TOTAL | ACCUM | PERCT | CLASS | CFS | TOTAL | ACCUM | PERCT |
|---|---|---|---|---|---|---|---|---|---|---|---|---|---|---|---|---|---|---|---|
| 0 | 0.00 | 0 | 1461 | 100.0 | 9 | 2.40 | 58 | 1312 | 89.8 | 18 | 13.0 | 62 | 724 | 49.6 | 27 | 74 | 30 | 117 | 8.0 |
| 1 | 0.50 | 2 | 1461 | 100.0 | 10 | 2.90 | 60 | 1254 | 85.8 | 19 | 16.0 | 87 | 662 | 45.3 | 28 | 90 | 33 | 87 | 5.9 |
| 2 | 0.60 | 1 | 1459 | 99.9 | 11 | 3.50 | 69 | 1194 | 81.7 | 20 | 20.0 | 74 | 575 | 39.4 | 29 | 110 | 28 | 54 | 3.6 |
| 3 | 0.80 | 1 | 1458 | 99.8 | 12 | 4.20 | 62 | 1125 | 77.0 | 21 | 24.0 | 76 | 501 | 34.3 | 30 | 130 | 13 | 26 | 1.7 |
| 4 | 0.90 | 3 | 1457 | 99.7 | 13 | 5.10 | 43 | 1063 | 72.8 | 22 | 29.0 | 78 | 425 | 29.1 | 31 | 160 | 9 | 13 | .8 |
| 5 | 1.10 | 12 | 1454 | 99.5 | 14 | 6.20 | 99 | 1020 | 69.8 | 23 | 35.0 | 78 | 347 | 23.8 | 32 | 190 | 2 | 4 | .2 |
| 6 | 1.40 | 23 | 1442 | 98.7 | 15 | 7.50 | 81 | 921 | 63.0 | 24 | 42.0 | 65 | 269 | 18.4 | 33 | 230 | | 2 | .1 |
| 7 | 1.60 | 41 | 1419 | 97.1 | 16 | 9.10 | 57 | 840 | 57.5 | 25 | 51.0 | 38 | 204 | 14.0 | 34 | 280 | 2 | 2 | .1 |
| 8 | 2.00 | 66 | 1378 | 94.3 | 17 | 11.00 | 59 | 783 | 53.6 | 26 | 61.0 | 49 | 166 | 11.4 | | | | | |

LOWEST MEAN DISCHARGE, IN CFS, AND RANKING, FOR THE FOLLOWING NUMBER OF CONSECUTIVE DAYS IN YEAR ENDING MARCH 31

| YEAR | 1 | | 3 | | 7 | | 14 | | 30 | | 60 | | 90 | | 120 | | 183 | | ANNUAL | |
|---|---|---|---|---|---|---|---|---|---|---|---|---|---|---|---|---|---|---|---|---|
| 1971 | 1.20 | 2 | 1.30 | 3 | 1.40 | 3 | 1.50 | 3 | 1.60 | 1 | 2.50 | 1 | 2.80 | 1 | 3.20 | 2 | 5.50 | 2 | 26.00 | 2 |
| 1972 | 0.50 | 1 | 0.60 | 1 | 0.80 | 1 | 1.10 | 1 | 1.80 | 2 | 2.60 | 2 | 2.90 | 2 | 2.90 | 1 | 3.40 | 1 | 13.40 | 1 |
| 1973 | 1.30 | 3 | 1.30 | 2 | 1.40 | 2 | 1.40 | 2 | 1.80 | 3 | 4.10 | 3 | 3.80 | 3 | 5.90 | 3 | 11.90 | 3 | 34.80 | 3 |

HIGHEST MEAN DISCHARGE, IN CFS, AND RANKING, FOR THE FOLLOWING NUMBER OF CONSECUTIVE DAYS IN YEAR ENDING SEPTEMBER 30

| YEAR | 1 | | 3 | | 7 | | 15 | | 30 | | 60 | | 90 | | 120 | | 183 | | ANNUAL | |
|---|---|---|---|---|---|---|---|---|---|---|---|---|---|---|---|---|---|---|---|---|
| 1970 | 170.0 | 3 | 155.0 | 3 | 123.0 | 3 | 91.9 | 3 | 81.5 | 3 | 65.5 | 3 | 55.4 | 2 | 46.6 | 2 | 34.4 | 2 | 19.9 | 2 |
| 1971 | 215.0 | 2 | 188.0 | 2 | 141.0 | 2 | 107.0 | 2 | 86.3 | 2 | 66.3 | 2 | 49.5 | 3 | 42.1 | 3 | 32.9 | 3 | 19.5 | 3 |
| 1972 | 153.0 | 4 | 140.0 | 4 | 117.0 | 4 | 86.9 | 4 | 60.4 | 4 | 57.5 | 4 | 45.5 | 4 | 36.7 | 4 | 29.9 | 4 | 17.8 | 4 |
| 1973 | 302.0 | 1 | 256.0 | 1 | 165.0 | 1 | 110.0 | 1 | 92.3 | 1 | 71.2 | 1 | 65.4 | 1 | 63.1 | 1 | 56.9 | 1 | 44.1 | 1 |

STATISTICS ON NORMAL MONTHLY MEANS(ALL DAYS)

| OCT | NOV | DEC | JAN | FEB | MARCH | APRIL | MAY | JUNE | JULY | AUG | SEPT |
|---|---|---|---|---|---|---|---|---|---|---|---|
| BY ROWS(MEAN,VARIANCE,STANDARD DEVIATION, SKEWNESS, COEFF. OF VARIATION,PERCENTAGE OF AVERAGE FLOW) | | | | | | | | | | | |
| 0.7911E+01 | 0.2504E+02 | 0.2380E+02 | 0.2237E+02 | 0.3595E+02 | 0.5973E+02 | 0.5083E+02 | 0.3239E+02 | 0.1644E+02 | 0.1912E+02 | 0.4431E+01 | 0.6950E+01 |
| 0.4912E+02 | 0.8050E+03 | 0.3025E+03 | 0.4193E+03 | 0.1073E+04 | 0.3925E+03 | 0.6042E+03 | 0.1903E+03 | 0.3082E+03 | 0.8580E+03 | 0.2284E+02 | 0.3592E+02 |
| 0.7008E+01 | 0.2837E+02 | 0.1739E+02 | 0.2048E+02 | 0.3276E+02 | 0.1981E+02 | 0.2458E+02 | 0.1380E+02 | 0.1756E+02 | 0.2929E+02 | 0.4779E+01 | 0.5993E+01 |
| 0.1824E+01 | 0.1681E+01 | 0.1476E+01 | 0.1673E+01 | 0.1462E+01 | 0.1819E+01 | -0.5502E+00 | -0.8704E-01 | 0.1836E+01 | 0.1985E+01 | 0.1990E+01 | 0.1955E+01 |
| 0.6859E+00 | 0.1133E+01 | 0.7308E+00 | 0.9154E+00 | 0.9113E+00 | 0.3317E+00 | 0.4836E+00 | 0.4259E+00 | 0.1068E+01 | 0.1532E+01 | 0.1079E+01 | 0.8624E+00 |
| 0.2594E+01 | 0.8210E+01 | 0.7804E+01 | 0.7335E+01 | 0.1179E+02 | 0.1959E+02 | 0.1667E+02 | 0.1062E+02 | 0.5390E+01 | 0.6269E+01 | 0.1453E+01 | 0.2279E+01 |

STATISTICS ON NORMAL ANNUAL MEANS(ALL DAYS)

| MEAN | VARIANCE | STANDARD DEVIATION | SKEWNESS | COEFF. OF VARIATION | SERIAL CORR |
|---|---|---|---|---|---|
| 0.2533E+02 | 0.1570E+03 | 0.1253E+02 | 0.1965E+01 | 0.4948E+00 | -0.9726E+00 |

STATISTICS ON LOG MONTHLY MEANS(ALL DAYS)

| OCT | NOV | DEC | JAN | FEB | MARCH | APRIL | MAY | JUNE | JULY | AUG | SEPT |
|---|---|---|---|---|---|---|---|---|---|---|---|
| BY ROWS(MEAN,VARIANCE,STANDARD DEVIATION, SKEWNESS, COEFF. OF VARIATION,PERCENTAGE OF AVERAGE FLOW) | | | | | | | | | | | |
| 0.7508E+00 | 0.1148E+01 | 0.1294E+01 | 0.1227E+01 | 0.1413E+01 | 0.1761E+01 | 0.1654E+01 | 0.1477E+01 | 0.1051E+01 | 0.9230E+00 | 0.4974E+00 | 0.7461E+00 |
| 0.1116E+00 | 0.3465E+00 | 0.9322E-01 | 0.1326E+00 | 0.1733E+00 | 0.1674E-01 | 0.7166E-01 | 0.4083E-01 | 0.1769E+00 | 0.3592E+00 | 0.1445E+00 | 0.9566E-01 |
| 0.3341E+00 | 0.5886E+00 | 0.3053E+00 | 0.3642E+00 | 0.4153E+00 | 0.1294E+00 | 0.2677E+00 | 0.2021E+00 | 0.4206E+00 | 0.5993E+00 | 0.3801E+00 | 0.3093E+00 |
| 0.1362E+01 | -0.4042E+00 | 0.5179E+00 | 0.1047E+01 | 0.8619E-01 | 0.1676E+01 | -0.1438E+01 | -0.5019E+00 | 0.1065E+01 | 0.1723E+01 | 0.1933E+01 | 0.1778E+01 |
| 0.4225E+00 | 0.5129E+00 | 0.2359E+00 | 0.2968E+00 | 0.2945E+00 | 0.7349E-01 | 0.1619E+00 | 0.1368E+00 | 0.4003E+00 | 0.6493E+00 | 0.7643E+00 | 0.4145E+00 |
| 0.5656E+01 | 0.8208E+01 | 0.9257E+01 | 0.8774E+01 | 0.1011E+02 | 0.1259E+02 | 0.1183E+02 | 0.1056E+02 | 0.7515E+01 | 0.6601E+01 | 0.3557E+01 | 0.5336E+01 |

STATISTICS ON LOG ANNUAL MEANS(ALL DAYS)

| MEAN | VARIANCE | STANDARD DEVIATION | SKEWNESS | COEFF. OF VARIATION | SERIAL CORR |
|---|---|---|---|---|---|
| 0.1371E+01 | 0.3363E-01 | 0.1834E+00 | 0.1912E+01 | 0.1338E+00 | -0.9661E+00 |

ANNUAL PEAKS

| | |
|---|---|
| 1970 | 177 |
| 1971 | 219 |
| 1972 | 156 |
| 1973 | 314 |

04178000 St. Joseph River near Newville, Ind.

LOCATION.--Lat 41°23'08", long 84°48'06", in SW¼SW¼ sec.18, T.5 N., R.1 E., Defiance County, Ohio, on left bank at bridge on Ohio State Highway 249, 3.5 miles (5.6 km) northeast of Newville and 6.5 miles (10.5 km) northwest of Hicksville, Ohio.

DRAINAGE AREA.--610 mi² (1,580 km²).

DURATION TABLE OF DAILY DISCHARGE FOR YEAR ENDING SEPTEMBER 30

| CLASS | 0 | 1 | 2 | 3 | 4 | 5 | 6 | 7 | 8 | 9 | 10 | 11 | 12 | 13 | 14 | 15 | 16 | 17 | 18 | 19 | 20 | 21 | 22 | 23 | 24 | 25 | 26 | 27 | 28 | 29 | 30 | 31 | 32 | 33 | 34 | |
|---|---|---|---|---|---|---|---|---|---|---|---|---|---|---|---|---|---|---|---|---|---|---|---|---|---|---|---|---|---|---|---|---|---|---|---|---|
| YEAR | NUMBER OF DAYS IN CLASS | | | | | | | | | | | | | | | | | | | | | | | | | | | | | | | | | | | CFS_DAYS |
| 1948 | | | | 8 | 16 | 13 | 17 | 9 | 25 | 24 | 16 | 21 | 17 | 25 | 24 | 11 | 14 | 12 | 15 | 12 | 14 | 10 | 14 | 8 | 5 | 9 | 14 | 7 | 5 | 1 | | | | | | 172928.0 |
| 1949 | | | | | 1 | 29 | 27 | 13 | 16 | 31 | 22 | 17 | 18 | 11 | 16 | 15 | 22 | 12 | 21 | 22 | 14 | 9 | 12 | 5 | 9 | 8 | 6 | 2 | 1 | 2 | 4 | | | | | 159067.0 |
| 1950 | | | | | | 1 | 4 | 1 | 10 | 41 | 18 | 14 | 9 | 11 | 20 | 22 | 19 | 11 | 13 | 12 | 25 | 12 | 17 | 12 | 11 | 9 | 16 | 15 | 21 | 9 | 5 | 4 | | 2 | 1 | 367804.0 |
| 1951 | | | | | | | | | 10 | 4 | 18 | 15 | 17 | 16 | 16 | 31 | 20 | 23 | 19 | 23 | 20 | 21 | 17 | 11 | 14 | 13 | 21 | 14 | 13 | 4 | 3 | 2 | | | | 315197.0 |
| 1952 | | | | | | 5 | 24 | 20 | 27 | 15 | 10 | 12 | 8 | 7 | 12 | 21 | 18 | 17 | 16 | 24 | 21 | 13 | 16 | 11 | 11 | 11 | 15 | 18 | 8 | 3 | 3 | | | | | 260188.0 |
| 1953 | | | 8 | 19 | 21 | 17 | 31 | 32 | 18 | 24 | 46 | 13 | 15 | 7 | 12 | 10 | 9 | 20 | 21 | 17 | 7 | 8 | 2 | 2 | 4 | 1 | 1 | | | | | | | | | 73312.0 |
| 1954 | | | 20 | 20 | 10 | 29 | 45 | 37 | 17 | 9 | 15 | 12 | 17 | 9 | 11 | 8 | 8 | 13 | 13 | 12 | 8 | 8 | 9 | 3 | 10 | 7 | 9 | 1 | 3 | 2 | | | | | | 124888.0 |
| 1955 | | | 3 | 10 | 9 | 8 | 6 | 13 | 16 | 7 | 16 | 17 | 17 | 13 | 41 | 26 | 28 | 15 | 17 | 16 | 16 | 15 | 13 | 3 | 10 | 10 | 6 | 7 | 7 | | | | | | | 175756.0 |
| 1956 | | | | | 3 | 10 | 6 | 14 | 12 | 30 | 38 | 28 | 32 | 11 | 24 | 13 | 18 | 10 | 13 | 14 | 18 | 17 | 9 | 7 | 3 | 4 | 4 | 7 | 7 | 5 | 3 | 3 | 2 | 1 | | 219884.0 |
| 1957 | | | | | 11 | 28 | 30 | 38 | 11 | 21 | 26 | 12 | 9 | 15 | 17 | 27 | 31 | 18 | 10 | 10 | 7 | 6 | 6 | 9 | 6 | 4 | 3 | 10 | | | | | | | | 122990.0 |
| 1958 | | | | | | 4 | 12 | | 1 | 23 | 22 | 15 | 26 | 20 | 37 | 36 | 37 | 23 | 15 | 20 | 5 | 13 | 13 | 10 | 10 | 5 | 5 | 11 | 2 | | | | | | | 169860.0 |
| 1959 | | | | 11 | 7 | 3 | 11 | 18 | 16 | 11 | 14 | 23 | 29 | 24 | 18 | 16 | 19 | 14 | 14 | 12 | 8 | 11 | 12 | 11 | 13 | 11 | 15 | 12 | 4 | 4 | 4 | | | | | 228905.0 |
| 1960 | | | | | | | 15 | 13 | 10 | 17 | 18 | 14 | 10 | 10 | 15 | 39 | 26 | 28 | 28 | 18 | 21 | 22 | 6 | 9 | 15 | 7 | 12 | 10 | 3 | | | | | | | 243971.0 |
| 1961 | | | | | | 3 | 21 | 76 | 26 | 34 | 19 | 23 | 21 | 15 | 18 | 17 | 9 | 6 | 10 | 10 | 11 | 12 | 5 | 4 | 4 | 10 | 2 | 3 | 6 | | | | | | | 145586.0 |
| 1962 | | | | | 3 | 25 | 23 | 10 | 18 | 11 | 15 | 29 | 39 | 16 | 23 | 14 | 27 | 14 | 12 | 13 | 15 | 12 | 10 | 5 | 10 | 4 | 2 | 4 | 4 | 7 | | | | | | 159215.0 |
| 1963 | | | 16 | 16 | 12 | 32 | 56 | 72 | 30 | 10 | 13 | 5 | 11 | 18 | 14 | 8 | 8 | 7 | 3 | 4 | 2 | 6 | 4 | 3 | 2 | 5 | 5 | 3 | | | | | | | | 73497.0 |
| 1964 | | 11 | 26 | 33 | 42 | 37 | 33 | 31 | 25 | 17 | 14 | 11 | 9 | 5 | 15 | 10 | 8 | 6 | 5 | 6 | 4 | 7 | 9 | 2 | | | | | | | | | | | | 48207.0 |
| 1965 | | | 9 | 18 | 26 | 29 | 28 | 9 | 29 | 19 | 21 | 5 | 14 | 20 | 12 | 11 | 10 | 5 | 11 | 6 | 5 | 15 | 20 | 13 | 8 | 9 | 2 | 5 | 4 | 2 | | | | | | 145696.0 |
| 1966 | | | | | 18 | 6 | 11 | 28 | 19 | 18 | 7 | 10 | 40 | 30 | 20 | 17 | 19 | 19 | 15 | 14 | 14 | 11 | 14 | 9 | 7 | 5 | 4 | 3 | 2 | 2 | 3 | | | | | 155898.0 |
| 1967 | | 1 | 14 | 19 | 36 | 19 | 12 | 8 | 12 | 6 | 7 | 13 | 17 | 18 | 22 | 14 | 13 | 13 | 17 | 18 | 15 | 12 | 14 | 10 | 9 | 7 | 11 | 1 | 2 | 2 | 3 | | | | | 166588.0 |
| 1968 | | | | | | | 10 | 6 | 1 | 15 | 6 | 4 | 12 | 21 | 23 | 51 | 39 | 28 | 18 | 20 | 22 | 10 | 13 | 8 | 18 | 12 | 8 | 7 | 3 | 3 | 6 | 2 | | | | 248736.0 |
| 1969 | | | | | | | | 18 | 15 | 36 | 16 | 15 | 5 | 6 | 9 | 25 | 30 | 38 | 22 | 19 | 14 | 17 | 17 | 10 | 17 | 8 | 12 | 5 | 4 | 2 | 3 | 2 | | | | 230538.0 |
| 1970 | | | | | | 7 | 11 | 9 | 20 | 26 | 53 | 37 | 24 | 12 | 24 | 12 | 16 | 14 | 16 | 7 | 8 | 10 | 13 | 12 | 20 | 8 | 6 | | | | | | | | | 142672.0 |
| 1971 | | | 3 | 6 | 12 | 8 | 25 | 25 | 19 | 14 | 17 | 24 | 23 | 27 | 17 | 22 | 27 | 12 | 12 | 10 | 9 | 8 | 10 | 8 | 6 | 4 | 6 | 3 | 5 | 3 | | | | | | 141817.0 |
| 1972 | | | | | | 6 | 35 | 31 | 25 | 27 | 22 | 26 | 23 | 27 | 15 | 12 | 10 | 7 | 24 | 19 | 13 | 16 | 2 | 6 | 13 | 6 | 1 | | | | | | | | | 136796.0 |
| 1973 | | | | | | 2 | 18 | 5 | 3 | 14 | 5 | 7 | 12 | 13 | 9 | 18 | 24 | 19 | 34 | 30 | 25 | 29 | 27 | 29 | 15 | 25 | 2 | | | | | | | | | 274401.0 |

| CLASS | CFS | TOTAL | ACCUM | PERCT | CLASS | CFS | TOTAL | ACCUM | PERCT | CLASS | CFS | TOTAL | ACCUM | PERCT | CLASS | CFS | TOTAL | ACCUM | PERCT |
|---|---|---|---|---|---|---|---|---|---|---|---|---|---|---|---|---|---|---|---|
| 0 | 0.00 | 0 | 9862 | 100.0 | 9 | 67.00 | 512 | 7554 | 76.6 | 18 | 400.0 | 393 | 3184 | 32.3 | 27 | 2300 | 160 | 399 | 4.0 |
| 1 | 14.00 | 12 | 9862 | 100.0 | 10 | 82.00 | 542 | 7042 | 71.4 | 19 | 480.0 | 423 | 2791 | 28.3 | 28 | 2800 | 119 | 239 | 2.4 |
| 2 | 17.00 | 99 | 9850 | 99.9 | 11 | 100.00 | 421 | 6500 | 65.9 | 20 | 590.0 | 355 | 2368 | 24.0 | 29 | 3400 | 64 | 120 | 1.2 |
| 3 | 21.00 | 160 | 9751 | 98.9 | 12 | 120.00 | 488 | 6079 | 61.6 | 21 | 710.0 | 330 | 2013 | 20.4 | 30 | 4200 | 37 | 56 | .5 |
| 4 | 25.00 | 227 | 9591 | 97.3 | 13 | 150.00 | 421 | 5591 | 56.7 | 22 | 870.0 | 358 | 1683 | 17.1 | 31 | 5100 | 13 | 19 | .1 |
| 5 | 31.00 | 317 | 9364 | 95.0 | 14 | 180.00 | 508 | 5170 | 52.4 | 23 | 1100.0 | 222 | 1325 | 13.4 | 32 | 6200 | 2 | 6 | .1 |
| 6 | 37.00 | 451 | 9047 | 91.7 | 15 | 220.00 | 494 | 4662 | 47.3 | 24 | 1300.0 | 259 | 1103 | 11.2 | 33 | 7500 | 3 | 4 | .0 |
| 7 | 46.00 | 517 | 8596 | 87.2 | 16 | 270.00 | 549 | 4168 | 42.3 | 25 | 1600.0 | 214 | 844 | 8.6 | 34 | 9200 | 1 | 1 | .0 |
| 8 | 55.00 | 525 | 8079 | 81.9 | 17 | 330.00 | 435 | 3619 | 36.7 | 26 | 1900.0 | 231 | 630 | 6.4 | | | | | |

LOWEST MEAN DISCHARGE, IN CFS, AND RANKING, FOR THE FOLLOWING NUMBER OF CONSECUTIVE DAYS IN YEAR ENDING MARCH

| YEAR | 1 | | 3 | | 7 | | 14 | | 30 | | 60 | | 90 | | 120 | | 183 | | ANNUAL | |
|---|---|---|---|---|---|---|---|---|---|---|---|---|---|---|---|---|---|---|---|---|
| 1948 | 35.00 | 18 | 36.70 | 18 | 38.10 | 17 | 38.90 | 17 | 42.30 | 16 | 68.30 | 21 | 91.70 | 21 | 93.60 | 16 | 173.00 | 17 | 701.00 | 24 |
| 1949 | 22.00 | 9 | 22.70 | 9 | 23.30 | 10 | 24.50 | 9 | 27.20 | 8 | 31.30 | 6 | 33.40 | 4 | 42.70 | 4 | 67.30 | 7 | 483.00 | 13 |
| 1950 | 34.00 | 17 | 34.70 | 17 | 38.10 | 18 | 41.10 | 18 | 55.70 | 19 | 64.30 | 20 | 68.20 | 17 | 100.00 | 20 | 127.00 | 15 | 709.00 | 25 |
| 1951 | 61.00 | 25 | 62.70 | 25 | 67.10 | 25 | 79.90 | 27 | 121.00 | 27 | 227.00 | 27 | 211.00 | 27 | 267.00 | 27 | 287.00 | 24 | 930.00 | 27 |
| 1952 | 55.00 | 23 | 55.30 | 23 | 57.30 | 23 | 59.40 | 23 | 71.00 | 22 | 91.70 | 22 | 150.00 | 24 | 236.00 | 25 | 403.00 | 27 | 858.00 | 26 |
| 1953 | 26.00 | 12 | 27.30 | 13 | 29.00 | 13 | 31.30 | 12 | 34.90 | 12 | 40.80 | 11 | 43.40 | 8 | 48.40 | 8 | 64.30 | 6 | 304.00 | 5 |
| 1954 | 18.00 | 3 | 18.00 | 3 | 18.60 | 3 | 19.40 | 3 | 19.90 | 1 | 21.50 | 3 | 25.80 | 3 | 31.60 | 3 | 54.40 | 4 | 244.00 | 3 |
| 1955 | 21.00 | 8 | 21.70 | 8 | 22.70 | 8 | 25.10 | 10 | 26.50 | 6 | 38.90 | 10 | 58.60 | 14 | 97.50 | 17 | 261.00 | 22 | 582.00 | 17 |
| 1956 | 20.00 | 7 | 20.00 | 6 | 21.40 | 5 | 22.60 | 5 | 26.60 | 7 | 49.70 | 14 | 72.30 | 18 | 82.40 | 14 | 104.00 | 11 | 373.00 | 7 |
| 1957 | 26.00 | 13 | 26.70 | 12 | 27.40 | 11 | 28.20 | 11 | 31.60 | 11 | 38.60 | 9 | 47.90 | 10 | 60.00 | 10 | 94.30 | 10 | 432.00 | 10 |
| 1958 | 31.00 | 15 | 32.30 | 15 | 33.70 | 15 | 35.10 | 15 | 37.70 | 15 | 44.90 | 12 | 51.70 | 11 | 99.70 | 19 | 184.00 | 20 | 514.00 | 14 |
| 1959 | 66.00 | 26 | 68.70 | 26 | 73.90 | 27 | 79.60 | 26 | 98.10 | 26 | 118.00 | 24 | 178.00 | 26 | 256.00 | 26 | 292.00 | 25 | 605.00 | 20 |
| 1960 | 23.00 | 10 | 23.00 | 10 | 23.00 | 9 | 23.60 | 6 | 30.50 | 10 | 49.70 | 15 | 56.30 | 12 | 75.60 | 13 | 187.00 | 21 | 591.00 | 18 |
| 1961 | 44.00 | 19 | 44.70 | 19 | 45.70 | 19 | 48.40 | 20 | 55.90 | 21 | 59.00 | 17 | 65.70 | 15 | 68.80 | 12 | 67.70 | 8 | 410.00 | 8 |
| 1962 | 58.00 | 24 | 58.00 | 24 | 61.40 | 24 | 68.90 | 24 | 82.50 | 24 | 131.00 | 26 | 163.00 | 25 | 177.00 | 24 | 180.00 | 18 | 602.00 | 19 |
| 1963 | 26.00 | 11 | 26.00 | 11 | 29.00 | 12 | 32.30 | 13 | 35.60 | 13 | 37.10 | 8 | 40.50 | 6 | 43.10 | 5 | 42.90 | 3 | 230.00 | 2 |
| 1964 | 18.00 | 4 | 18.30 | 4 | 18.60 | 4 | 19.70 | 4 | 20.10 | 2 | 20.70 | 1 | 23.90 | 1 | 27.10 | 2 | 36.90 | 2 | 113.00 | 1 |
| 1965 | 14.00 | 1 | 14.70 | 1 | 15.30 | 1 | 15.90 | 1 | 20.80 | 3 | 21.30 | 2 | 24.20 | 2 | 26.20 | 1 | 36.70 | 1 | 322.00 | 6 |
| 1966 | 29.00 | 14 | 30.00 | 14 | 32.40 | 14 | 34.10 | 14 | 36.70 | 14 | 45.20 | 13 | 58.60 | 13 | 65.60 | 11 | 110.00 | 12 | 455.00 | 11 |
| 1967 | 19.00 | 5 | 20.70 | 7 | 21.70 | 6 | 23.80 | 7 | 26.00 | 5 | 28.10 | 5 | 44.00 | 9 | 53.20 | 9 | 87.00 | 9 | 467.00 | 12 |
| 1968 | 16.00 | 2 | 16.70 | 2 | 17.00 | 2 | 18.10 | 2 | 21.40 | 4 | 27.10 | 4 | 34.00 | 5 | 47.70 | 7 | 115.00 | 13 | 568.00 | 16 |
| 1969 | 66.00 | 27 | 69.00 | 27 | 70.40 | 26 | 73.10 | 25 | 77.20 | 23 | 129.00 | 25 | 133.00 | 23 | 169.00 | 23 | 322.00 | 26 | 627.00 | 21 |
| 1970 | 46.00 | 21 | 46.70 | 21 | 47.10 | 20 | 51.50 | 21 | 55.80 | 20 | 61.50 | 18 | 73.90 | 19 | 118.00 | 21 | 151.00 | 16 | 419.00 | 9 |
| 1971 | 33.00 | 16 | 34.00 | 16 | 35.90 | 16 | 36.80 | 16 | 44.00 | 17 | 57.90 | 16 | 81.30 | 20 | 98.20 | 18 | 125.00 | 14 | 532.00 | 15 |
| 1972 | 20.00 | 6 | 20.00 | 5 | 21.90 | 7 | 23.90 | 8 | 30.20 | 9 | 36.40 | 7 | 42.50 | 7 | 46.50 | 6 | 62.80 | 5 | 248.00 | 4 |
| 1973 | 46.00 | 22 | 47.30 | 22 | 52.60 | 22 | 57.30 | 22 | 87.20 | 25 | 96.90 | 23 | 97.70 | 22 | 138.00 | 22 | 282.00 | 23 | 681.00 | 23 |

HIGHEST MEAN DISCHARGE, IN CFS, AND RANKING, FOR THE FOLLOWING NUMBER OF CONSECUTIVE DAYS IN YEAR ENDING SEPTEMBER 30

| YEAR | 1 | 3 | 7 | 15 | 30 | 60 | 90 | 120 | 183 | ANNUAL |
|---|---|---|---|---|---|---|---|---|---|---|
| 1948 | 3470.0 18 | 3320.0 18 | 2900.0 18 | 2470.0 15 | 1790.0 14 | 1610.0 9 | 1350.0 8 | 1090.0 11 | 848.0 11 | 472.0 12 |
| 1949 | 4950.0 6 | 4780.0 6 | 4120.0 7 | 2750.0 12 | 1770.0 16 | 1530.0 10 | 1190.0 13 | 1010.0 14 | 774.0 15 | 436.0 15 |
| 1950 | 9450.0 1 | 8310.0 1 | 5710.0 1 | 4700.0 1 | 3270.0 1 | 2720.0 1 | 2370.0 1 | 2370.0 1 | 1770.0 1 | 1010.0 1 |
| 1951 | 5910.0 3 | 5580.0 3 | 4560.0 4 | 3320.0 3 | 2380.0 5 | 1850.0 3 | 1700.0 4 | 1440.0 5 | 1350.0 2 | 864.0 2 |
| 1952 | 4430.0 10 | 4400.0 10 | 3940.0 9 | 3140.0 7 | 2430.0 4 | 1720.0 6 | 1640.0 5 | 1530.0 2 | 1220.0 3 | 711.0 4 |
| 1953 | 1900.0 26 | 1720.0 26 | 1270.0 26 | 1080.0 26 | 786.0 26 | 636.0 26 | 545.0 26 | 450.0 26 | 335.0 26 | 201.0 26 |
| 1954 | 3870.0 13 | 3630.0 14 | 3080.0 15 | 2390.0 16 | 1910.0 12 | 1390.0 14 | 1110.0 15 | 885.0 19 | 643.0 21 | 342.0 23 |
| 1955 | 3250.0 19 | 3180.0 19 | 2660.0 19 | 2090.0 18 | 1400.0 22 | 1010.0 23 | 1010.0 19 | 899.0 17 | 797.0 13 | 482.0 11 |
| 1956 | 9190.0 2 | 7620.0 2 | 5470.0 2 | 3920.0 2 | 2850.0 2 | 1680.0 7 | 1790.0 2 | 1480.0 3 | 1020.0 9 | 601.0 9 |
| 1957 | 2700.0 21 | 2660.0 21 | 2570.0 21 | 2220.0 17 | 1770.0 17 | 1090.0 21 | 931.0 21 | 790.0 22 | 610.0 23 | 337.0 24 |
| 1958 | 2960.0 20 | 2870.0 20 | 2600.0 20 | 1990.0 22 | 1260.0 24 | 895.0 24 | 802.0 24 | 743.0 24 | 637.0 22 | 465.0 13 |
| 1959 | 4810.0 7 | 4740.0 7 | 4300.0 5 | 3260.0 5 | 2730.0 3 | 2180.0 2 | 1760.0 3 | 1480.0 4 | 1110.0 4 | 627.0 8 |
| 1960 | 3640.0 15 | 3580.0 15 | 3070.0 16 | 1980.0 23 | 1580.0 19 | 1310.0 17 | 1100.0 16 | 1110.0 9 | 980.0 10 | 667.0 6 |
| 1961 | 3700.0 14 | 3670.0 13 | 3560.0 11 | 2920.0 9 | 2120.0 9 | 1450.0 13 | 1230.0 11 | 975.0 16 | 696.0 18 | 399.0 18 |
| 1962 | 4190.0 11 | 4070.0 11 | 3520.0 12 | 3300.0 4 | 2310.0 6 | 1520.0 11 | 1230.0 12 | 1033.0 13 | 777.0 14 | 436.0 16 |
| 1963 | 2370.0 22 | 2350.0 22 | 2280.0 22 | 2000.0 20 | 1450.0 21 | 864.0 25 | 623.0 25 | 507.0 25 | 362.0 25 | 201.0 25 |
| 1964 | 1170.0 27 | 1110.0 27 | 988.0 27 | 821.0 27 | 628.0 27 | 515.0 27 | 390.0 27 | 322.0 27 | 233.0 27 | 132.0 27 |
| 1965 | 3570.0 17 | 3410.0 17 | 2990.0 17 | 1990.0 21 | 1570.0 20 | 1330.0 16 | 1240.0 10 | 1050.0 12 | 744.0 16 | 399.0 19 |
| 1966 | 4790.0 8 | 4620.0 8 | 3960.0 8 | 2850.0 10 | 1870.0 13 | 1070.0 22 | 856.0 23 | 812.0 21 | 741.0 17 | 427.0 17 |
| 1967 | 4750.0 9 | 4580.0 9 | 3910.0 10 | 2600.0 13 | 1610.0 18 | 1190.0 19 | 983.0 20 | 992.0 15 | 836.0 12 | 456.0 14 |
| 1968 | 5210.0 5 | 4960.0 5 | 4190.0 6 | 3000.0 8 | 2190.0 7 | 1750.0 5 | 1370.0 7 | 1240.0 7 | 1050.0 8 | 680.0 5 |
| 1969 | 5740.0 4 | 5370.0 4 | 4640.0 3 | 3240.0 6 | 2190.0 8 | 1610.0 8 | 1300.0 9 | 1240.0 8 | 106 0 7 | 632.0 7 |
| 1970 | 2090.0 25 | 2070.0 25 | 1920.0 25 | 1540.0 25 | 1370.0 23 | 1200.0 18 | 1040.0 18 | 886.0 18 | 655.0 20 | 391.0 20 |
| 1971 | 4130.0 12 | 3880.0 12 | 3390.0 13 | 2590.0 14 | 1980.0 10 | 1460.0 12 | 1060.0 17 | 879.0 20 | 678.0 19 | 389.0 21 |
| 1972 | 2330.0 23 | 2270.0 24 | 2080.0 24 | 1740.0 24 | 1170.0 25 | 1140.0 20 | 920.0 22 | 750.0 23 | 605.0 24 | 374.0 22 |
| 1973 | 2320.0 24 | 2300.0 23 | 2150.0 23 | 2030.0 19 | 1780.0 15 | 1350.0 15 | 1130.0 14 | 1090.0 10 | 1070.0 6 | 752.0 3 |

STATISTICS ON NORMAL MONTHLY MEANS(ALL DAYS)

| OCT | NOV | DEC | JAN | FEB | MARCH | APRIL | MAY | JUNE | JULY | AUG | SEPT |
|---|---|---|---|---|---|---|---|---|---|---|---|

BY ROWS(MEAN,VARIANCE,STANDARD DEVIATION, SKEWNESS, COEFF. OF VARIATION,PERCENTAGE OF AVERAGE FLOW)

| | | | | | | | | | | | |
|---|---|---|---|---|---|---|---|---|---|---|---|
| 0.1430E+03 | 0.3054E+03 | 0.5401E+03 | 0.6719E+03 | 0.8401E+03 | 0.1156E+04 | 0.1017E+04 | 0.6058E+03 | 0.2651E+03 | 0.2039E+03 | 0.1116E+03 | 0.1059E+03 |
| 0.3023E+05 | 0.8571E+05 | 0.2882E+06 | 0.4772E+06 | 0.3918E+06 | 0.2800E+06 | 0.3514E+06 | 0.2202E+06 | 0.6067E+05 | 0.4865E+05 | 0.7903E+04 | 0.2051E+05 |
| 0.1739E+03 | 0.2928E+03 | 0.5369E+03 | 0.6908E+03 | 0.6260E+03 | 0.5291E+03 | 0.5928E+03 | 0.4692E+03 | 0.2463E+03 | 0.2206E+03 | 0.8890E+02 | 0.1432E+03 |
| 0.3278E+01 | 0.1743E+01 | 0.1314E+01 | 0.1488E+01 | 0.7127E+00 | 0.3368E+00 | 0.1725E+01 | 0.2739E+01 | 0.2314E+01 | 0.2516E+01 | 0.1648E+01 | 0.2369E+01 |
| 0.1215E+01 | 0.9585E+00 | 0.9939E+00 | 0.1028E+01 | 0.7451E+00 | 0.4577E+00 | 0.5829E+00 | 0.7746E+00 | 0.9290E+00 | 0.1082E+01 | 0.7968E+00 | 0.1352E+01 |
| 0.2358E+01 | 0.5120E+01 | 0.9054E+01 | 0.1126E+02 | 0.1408E+02 | 0.1938E+02 | 0.1705E+02 | 0.1015E+02 | 0.4444E+01 | 0.3418E+01 | 0.1870E+01 | 0.1776E+01 |

STATISTICS ON NORMAL ANNUAL MEANS(ALL DAYS)

| MEAN | VARIANCE | STANDARD DEVIATION | SKEWNESS | COEFF. OF VARIATION | SERIAL CORR |
|---|---|---|---|---|---|
| 0.4953E+03 | 0.4180E+05 | 0.2045E+03 | 0.5841E+00 | 0.4128E+00 | 0.3786E+00 |

STATISTICS ON LOG MONTHLY MEANS(ALL DAYS)

| OCT | NOV | DEC | JAN | FEB | MARCH | APRIL | MAY | JUNE | JULY | AUG | SEPT |
|---|---|---|---|---|---|---|---|---|---|---|---|

BY ROWS(MEAN,VARIANCE,STANDARD DEVIATION, SKEWNESS, COEFF. OF VARIATION,PERCENTAGE OF AVERAGE FLOW)

| | | | | | | | | | | | |
|---|---|---|---|---|---|---|---|---|---|---|---|
| 0.1957E+01 | 0.2272E+01 | 0.2483E+01 | 0.2580E+01 | 0.2759E+01 | 0.3012E+01 | 0.2944E+01 | 0.2688E+01 | 0.2316E+01 | 0.2143E+01 | 0.1935E+01 | 0.1790E+01 |
| 0.1711E+00 | 0.2230E+00 | 0.2721E+00 | 0.2625E+00 | 0.2067E+00 | 0.5113E-01 | 0.5768E-01 | 0.8394E-01 | 0.8383E-01 | 0.1318E+00 | 0.9834E-01 | 0.1694E+00 |
| 0.4137E+00 | 0.4722E+00 | 0.5216E+00 | 0.5123E+00 | 0.4546E+00 | 0.2261E+00 | 0.2402E+00 | 0.2897E+00 | 0.2895E+00 | 0.3631E+00 | 0.3136E+00 | 0.4116E+00 |
| 0.2744E+00 | -0.1825E+00 | -0.2715E+00 | -0.2206E+00 | -0.1082E+01 | -0.5894E+00 | 0.3536E-01 | 0.7730E-01 | 0.1081E+01 | 0.7550E+00 | 0.3516E+00 | 0.1098E+01 |
| 0.2114E+00 | 0.2078E+00 | 0.2101E+00 | 0.1986E+00 | 0.1648E+00 | 0.7507E-01 | 0.8158E-01 | 0.1078E+00 | 0.1253E+00 | 0.1695E+00 | 0.1621E+00 | 0.2299E+00 |
| 0.6777E+01 | 0.7869E+01 | 0.8600E+01 | 0.8936E+01 | 0.9555E+01 | 0.1043E+02 | 0.1022E+02 | 0.9309E+01 | 0.8002E+01 | 0.7421E+01 | 0.6701E+01 | 0.6200E+01 |

STATISTICS ON LOG ANNUAL MEANS(ALL DAYS)

| MEAN | VARIANCE | STANDARD DEVIATION | SKEWNESS | COEFF. OF VARIATION | SERIAL CORR |
|---|---|---|---|---|---|
| 0.2655E+01 | 0.3971E-01 | 0.1993E+00 | -0.7960E+00 | 0.7504E-01 | 0.3651E+00 |

ANNUAL PEAKS

| | | | |
|---|---|---|---|
| 1947 | 6050 | 1961 | 3700 |
| 1948 | 3560 | 1962 | 4390 |
| 1949 | 4950 | 1963 | 2490 |
| 1950 | 9710 | 1964 | 1200 |
| 1951 | 6170 | 1965 | 3570 |
| 1952 | 4510 | 1966 | 4790 |
| 1953 | 1900 | 1967 | 4750 |
| 1954 | 3950 | 1968 | 5260 |
| 1955 | 3250 | 1969 | 5850 |
| 1956 | 9450 | 1970 | 2120 |
| 1957 | 2700 | 1971 | 4210 |
| 1958 | 2960 | 1972 | 2340 |
| 1959 | 4910 | 1973 | 2330 |
| 1960 | 3720 | | |

04178500 St. Joseph River at Hursh, Ind.

LOCATION.--Lat 41°15', long 84°57', in sec.12, T.32 N., R.13 E., near center of span on downstream side of Hurshtown bridge at Hursh, 0.75 mile (1.21 km) upstream from small tributary, 5.5 miles (8.8 km) upstream from Cedar Creek and 14 miles (22 km) northeast of Ft. Wayne.

DRAINAGE AREA.--737 mi² (1,909 km²).

DURATION TABLE OF DAILY DISCHARGE FOR YEAR ENDING SEPTEMBER 30

| CLASS | 0 | 1 | 2 | 3 | 4 | 5 | 6 | 7 | 8 | 9 | 10 | 11 | 12 | 13 | 14 | 15 | 16 | 17 | 18 | 19 | 20 | 21 | 22 | 23 | 24 | 25 | 26 | 27 | 28 | 29 | 30 | 31 | 32 | 33 | 34 | CFS_DAYS |
|---|---|---|---|---|---|---|---|---|---|---|---|---|---|---|---|---|---|---|---|---|---|---|---|---|---|---|---|---|---|---|---|---|---|---|---|---|
| YEAR | NUMBER OF DAYS IN CLASS | | | | | | | | | | | | | | | | | | | | | | | | | | | | | | | | | | | |
| 1951 | | | | | | | | | 8 | 4 | 11 | 20 | 13 | 14 | 13 | 32 | 20 | 21 | 21 | 14 | 24 | 15 | 16 | 12 | 8 | 17 | 9 | 18 | 20 | 19 | 8 | 3 | 2 | 2 | 1 | 379344.0 |
| 1952 | | | | | | | 6 | 16 | 30 | 23 | 21 | 10 | 14 | 4 | 11 | 19 | 20 | 16 | 11 | 24 | 14 | 13 | 15 | 11 | 5 | 15 | 8 | 14 | 15 | 19 | 6 | 3 | 3 | | | 316750.0 |
| 1953 | | | 1 | 3 | 9 | 35 | 33 | 36 | 36 | 16 | 36 | 22 | 14 | 2 | 9 | 12 | 13 | 19 | 14 | 18 | 9 | 8 | 9 | 2 | 1 | 3 | 2 | 1 | 2 | | | | | | | 92950.0 |
| 1954 | | 11 | 12 | 5 | 26 | 18 | 60 | 22 | 11 | 5 | 17 | 15 | 12 | 15 | 14 | 7 | 8 | 17 | 10 | 12 | 5 | 9 | 10 | 4 | 5 | 4 | 9 | 11 | 4 | 1 | 4 | 2 | | | | 156577.0 |

| CLASS | CFS | TOTAL | ACCUM | PERCT | CLASS | CFS | TOTAL | ACCUM | PERCT | CLASS | CFS | TOTAL | ACCUM | PERCT | CLASS | CFS | TOTAL | ACCUM | PERCT |
|---|---|---|---|---|---|---|---|---|---|---|---|---|---|---|---|---|---|---|---|
| 0 | 0.00 | 0 | 1461 | 100.0 | 9 | 88.00 | 48 | 1083 | 74.1 | 18 | 420.0 | 56 | 544 | 37.2 | 27 | 2000 | 44 | 158 | 10.8 |
| 1 | 22.00 | 11 | 1461 | 100.0 | 10 | 100.00 | 85 | 1035 | 70.8 | 19 | 500.0 | 68 | 488 | 33.4 | 28 | 2400 | 41 | 114 | 7.8 |
| 2 | 26.00 | 13 | 1450 | 99.2 | 11 | 120.00 | 67 | 950 | 65.0 | 20 | 600.0 | 52 | 420 | 28.7 | 29 | 2800 | 39 | 73 | 4.9 |
| 3 | 31.00 | 8 | 1437 | 98.4 | 12 | 150.00 | 53 | 883 | 60.4 | 21 | 710.0 | 45 | 368 | 25.2 | 30 | 3400 | 18 | 34 | 2.3 |
| 4 | 37.00 | 35 | 1429 | 97.8 | 13 | 180.00 | 35 | 830 | 56.8 | 22 | 840.0 | 50 | 323 | 22.1 | 31 | 4000 | 8 | 16 | 1.0 |
| 5 | 44.00 | 53 | 1394 | 95.4 | 14 | 210.00 | 47 | 795 | 54.4 | 23 | 1000.0 | 29 | 273 | 18.7 | 32 | 4800 | 5 | 8 | .5 |
| 6 | 52.00 | 99 | 1341 | 91.8 | 15 | 250.00 | 70 | 748 | 51.2 | 24 | 1200.0 | 19 | 244 | 16.7 | 33 | 5700 | 2 | 3 | .2 |
| 7 | 62.00 | 79 | 1242 | 85.0 | 16 | 300.00 | 61 | 678 | 46.4 | 25 | 1400.0 | 39 | 225 | 15.4 | 34 | 6800 | 1 | 1 | .0 |
| 8 | 74.00 | 85 | 1168 | 79.9 | 17 | 350.00 | 73 | 617 | 42.2 | 26 | 1700.0 | 28 | 186 | 12.7 | | | | | |

LOWEST MEAN DISCHARGE, IN CFS, AND RANKING, FOR THE FOLLOWING NUMBER OF CONSECUTIVE DAYS IN YEAR ENDING MARCH 31

| YEAR | 1 | | 3 | | 7 | | 14 | | 30 | | 60 | | 90 | | 120 | | 183 | | ANNUAL | |
|---|---|---|---|---|---|---|---|---|---|---|---|---|---|---|---|---|---|---|---|---|
| 1952 | 76.00 | 3 | 76.00 | 3 | 78.10 | 3 | 80.60 | 3 | 94.10 | 3 | 117.00 | 3 | 193.00 | 3 | 290.00 | 3 | 485.00 | 3 | 1040.00 | 3 |
| 1953 | 47.00 | 2 | 48.00 | 2 | 50.30 | 2 | 52.40 | 2 | 58.10 | 2 | 65.80 | 2 | 69.60 | 2 | 75.70 | 2 | 94.30 | 2 | 388.00 | 2 |
| 1954 | 22.00 | 1 | 22.00 | 1 | 22.90 | 1 | 24.80 | 1 | 27.00 | 1 | 35.00 | 1 | 39.60 | 1 | 44.20 | 1 | 69.40 | 1 | 297.00 | 1 |

HIGHEST MEAN DISCHARGE, IN CFS, AND RANKING, FOR THE FOLLOWING NUMBER OF CONSECUTIVE DAYS IN YEAR ENDING SEPTEMBER 30

| YEAR | 1 | | 3 | | 7 | | 15 | | 30 | | 60 | | 90 | | 120 | | 183 | | ANNUAL | |
|---|---|---|---|---|---|---|---|---|---|---|---|---|---|---|---|---|---|---|---|---|
| 1951 | 7030.0 | 1 | 6610.0 | 1 | 5580.0 | 1 | 4060.0 | 1 | 2860.0 | 2 | 2220.0 | 1 | 2050.0 | 1 | 1740.0 | 2 | 1630.0 | 1 | 1040.0 | 1 |
| 1952 | 5360.0 | 2 | 5070.0 | 2 | 4430.0 | 2 | 3700.0 | 2 | 2930.0 | 1 | 2080.0 | 2 | 1970.0 | 2 | 1830.0 | 1 | 1480.0 | 2 | 865.0 | 2 |
| 1953 | 2510.0 | 4 | 2430.0 | 4 | 1710.0 | 4 | 1400.0 | 4 | 993.0 | 4 | 772.0 | 4 | 661.0 | 4 | 554.0 | 4 | 419.0 | 4 | 255.0 | 4 |
| 1954 | 4080.0 | 3 | 3950.0 | 3 | 3660.0 | 3 | 2930.0 | 3 | 2340.0 | 3 | 1700.0 | 3 | 1350.0 | 3 | 1090.0 | 3 | 793.0 | 3 | 429.0 | 3 |

STATISTICS ON NORMAL MONTHLY MEANS(ALL DAYS)

| OCT | NOV | DEC | JAN | FEB | MARCH | APRIL | MAY | JUNE | JULY | AUG | SEPT |
|---|---|---|---|---|---|---|---|---|---|---|---|
| BY ROWS(MEAN,VARIANCE,STANDARD DEVIATION, SKEWNESS, COEFF. OF VARIATION,PERCENTAGE OF AVERAGE FLOW) | | | | | | | | | | | |
| 0.1214E+03 | 0.3674E+03 | 0.5672E+03 | 0.1134E+04 | 0.1066E+04 | 0.1415E+04 | 0.1372E+04 | 0.8009E+03 | 0.2910E+03 | 0.4108E+03 | 0.1737E+03 | 0.6856E+02 |
| 0.7867E+04 | 0.1235E+06 | 0.4409E+06 | 0.1655E+07 | 0.9890E+06 | 0.1148E+06 | 0.3328E+06 | 0.2332E+06 | 0.2385E+05 | 0.2893E+06 | 0.7475E+04 | 0.7776E+03 |
| 0.8836E+02 | 0.3514E+03 | 0.6640E+03 | 0.1286E+04 | 0.9945E+03 | 0.3388E+03 | 0.5769E+03 | 0.4829E+03 | 0.1544E+03 | 0.5379E+03 | 0.8646E+02 | 0.2789E+02 |
| -0.7677E-01 | 0.6961E-01 | 0.1302E+01 | 0.1145E+01 | 0.1081E+01 | -0.1329E+01 | -0.1110E+01 | 0.4916E+00 | -0.4673E+00 | 0.1913E+01 | 0.6258E+00 | 0.1353E+01 |
| 0.7276E+00 | 0.9565E+00 | 0.1171E+01 | 0.1134E+01 | 0.9332E+00 | 0.2395E+00 | 0.4206E+00 | 0.6029E+00 | 0.5306E+00 | 0.1309E+01 | 0.4978E+00 | 0.4067E+00 |
| 0.1559E+01 | 0.4718E+01 | 0.7283E+01 | 0.1456E+02 | 0.1369E+02 | 0.1817E+02 | 0.1762E+02 | 0.1029E+02 | 0.3737E+01 | 0.5275E+01 | 0.2231E+01 | 0.8804E+00 |

STATISTICS ON NORMAL ANNUAL MEANS(ALL DAYS)

| MEAN | VARIANCE | STANDARD DEVIATION | SKEWNESS | COEFF. OF VARIATION | SERIAL CORR |
|---|---|---|---|---|---|
| 0.6471E+03 | 0.1344E+06 | 0.3666E+03 | -0.9905E-03 | 0.5665E+00 | 0.4399E+00 |

STATISTICS ON LOG MONTHLY MEANS(ALL DAYS)

| OCT | NOV | DEC | JAN | FEB | MARCH | APRIL | MAY | JUNE | JULY | AUG | SEPT |
|---|---|---|---|---|---|---|---|---|---|---|---|
| BY ROWS(MEAN,VARIANCE,STANDARD DEVIATION, SKEWNESS, COEFF. OF VARIATION,PERCENTAGE OF AVERAGE FLOW) | | | | | | | | | | | |
| 0.1963E+01 | 0.2313E+01 | 0.2445E+01 | 0.2758E+01 | 0.2860E+01 | 0.3140E+01 | 0.3097E+01 | 0.2839E+01 | 0.2397E+01 | 0.2347E+01 | 0.2198E+01 | 0.1812E+01 |
| 0.1645E+00 | 0.3587E+00 | 0.4171E+00 | 0.3997E+00 | 0.2103E+00 | 0.1360E-01 | 0.5439E-01 | 0.7627E-01 | 0.9402E-01 | 0.2958E+00 | 0.4918E-01 | 0.2709E-01 |
| 0.4055E+00 | 0.5989E+00 | 0.6458E+00 | 0.6322E+00 | 0.4586E+00 | 0.1166E+00 | 0.2332E+00 | 0.2762E+00 | 0.3066E+00 | 0.5439E+00 | 0.2218E+00 | 0.1646E+00 |
| -0.5532E+00 | -0.1206E+00 | 0.1338E+00 | 0.1768E+00 | 0.1063E+00 | -0.1585E+01 | -0.1627E+01 | 0.1627E+00 | -0.1479E+01 | 0.8895E+00 | 0.9290E-01 | 0.9892E+00 |
| 0.2066E+00 | 0.2590E+00 | 0.2641E+00 | 0.2292E+00 | 0.1603E+00 | 0.3715E-01 | 0.7529E-01 | 0.9726E-01 | 0.1279E+00 | 0.2317E+00 | 0.1009E+00 | 0.9086E-01 |
| 0.6507E+01 | 0.7666E+01 | 0.8105E+01 | 0.9141E+01 | 0.9480E+01 | 0.1041E+02 | 0.1027E+02 | 0.9412E+01 | 0.7947E+01 | 0.7780E+01 | 0.7285E+01 | 0.6004E+01 |

STATISTICS ON LOG ANNUAL MEANS(ALL DAYS)

| MEAN | VARIANCE | STANDARD DEVIATION | SKEWNESS | COEFF. OF VARIATION | SERIAL CORR |
|---|---|---|---|---|---|
| 0.2748E+01 | 0.7946E-01 | 0.2819E+00 | -0.4596E+00 | 0.1026E+00 | 0.2035E+00 |

## 04179000 St. Joseph River at Cedarville, Ind.

LOCATION.--Lat 41°11'46", long 85°01'27", in J. Hackley Reserve, T.32 N., R.13 E., Allen County, on left bank 700 ft (213 m) upstream from highway bridge, 0.4 mile (0.6 km) south of Cedarville, 0.5 mile (0.8 km) upstream from Cedar Creek, and 0.6 mile (1.0 km) downstream from Cedarville Dam.

DRAINAGE AREA.--763 mi² (1,976 km²).

REMARKS.--Flow regulated by Cedarville Reservoir and some flow diverted into storage of Hurshtown Reservoir. Stage-discharge relation affected at times by backwater from Cedar Creek.

### DURATION TABLE OF DAILY DISCHARGE FOR YEAR ENDING SEPTEMBER 30

| CLASS | 0 | 1 | 2 | 3 | 4 | 5 | 6 | 7 | 8 | 9 | 10 | 11 | 12 | 13 | 14 | 15 | 16 | 17 | 18 | 19 | 20 | 21 | 22 | 23 | 24 | 25 | 26 | 27 | 28 | 29 | 30 | 31 | 32 | 33 | 34 | |
|---|---|---|---|---|---|---|---|---|---|---|---|---|---|---|---|---|---|---|---|---|---|---|---|---|---|---|---|---|---|---|---|---|---|---|---|---|
| YEAR | | | | | | | | | | | | | | | NUMBER OF DAYS IN CLASS | | | | | | | | | | | | | | | | | | | | | CFS_DAYS |
| 1956 | | | | | | | | 1 | | 4 | 2 | 1 | 4 | 11 | 10 | 7 | 31 | 51 | 35 | 24 | 24 | 23 | 16 | 24 | 24 | 19 | 10 | 7 | 7 | 9 | 7 | 5 | 6 | 3 | 1 | 287706.2 |
| 1957 | | | | | | | | | | | 4 | 1 | 10 | 5 | 52 | 36 | 33 | 24 | 22 | 21 | 20 | 45 | 25 | 19 | 12 | 5 | 4 | 12 | 4 | 7 | 4 | | | | | 148838.0 |
| 1958 | | 4 | 1 | 2 | 3 | | | 1 | | | 1 | 1 | 3 | 2 | 11 | 3 | 10 | 16 | 33 | 37 | 38 | 45 | 42 | 19 | 19 | 22 | 13 | 18 | 9 | 12 | | | | | | 213584.8 |
| 1959 | | | | | | | | | | | | | | 20 | 1 | 41 | 23 | 30 | 47 | 25 | 16 | 19 | 24 | 18 | 9 | 20 | 11 | 17 | 20 | 13 | 8 | 3 | | | | 255950.0 |
| 1960 | | | | | | | | | | | | | | | 10 | 21 | 14 | 24 | 16 | 18 | 26 | 39 | 49 | 28 | 30 | 18 | 13 | 17 | 12 | 16 | 12 | 3 | | | | 292098.0 |
| 1961 | | | | | | | | | | | | | | 8 | 18 | 87 | 42 | 22 | 30 | 23 | 19 | 23 | 17 | 12 | 15 | 11 | 8 | 4 | 12 | 5 | 4 | 5 | | | | 173646.0 |
| 1962 | | | | | | | | | | | | 2 | 5 | 10 | 34 | 27 | 15 | 39 | 41 | 27 | 36 | 19 | 15 | 17 | 23 | 18 | 6 | 8 | 9 | 9 | 5 | | | | | 182806.0 |
| 1963 | | | | | | | | | | | 1 | 3 | 20 | 48 | 94 | 61 | 19 | 13 | 13 | 17 | 15 | 9 | 9 | 11 | 7 | 4 | 8 | 6 | 4 | 3 | | | | | | 87705.0 |
| 1964 | | | | | | | | | | | | 12 | 33 | 43 | 103 | 32 | 23 | 19 | 14 | 9 | 19 | 10 | 5 | 13 | 8 | 10 | 10 | 3 | | | | | | | | 73462.0 |
| 1965 | | | | | | | | | | 2 | 2 | 9 | 19 | 32 | 35 | 37 | 33 | 15 | 14 | 22 | 19 | 17 | 7 | 14 | 9 | 18 | 20 | 11 | 10 | 7 | 13 | | | | | 201826.0 |
| 1966 | | | | | | | | | | | | | 8 | 16 | 25 | 24 | 21 | 15 | 21 | 49 | 24 | 24 | 33 | 29 | 15 | 11 | 16 | 12 | 9 | 3 | 4 | 6 | | | | 207580.0 |
| 1967 | | | | | | | | | | 1 | | 5 | 23 | 51 | 16 | 16 | 17 | 6 | 25 | 13 | 23 | 23 | 23 | 20 | 25 | 12 | 17 | 16 | 16 | 9 | 1 | 4 | 3 | | | 238732.0 |
| 1968 | | | | | | | | | | | | | 1 | 2 | 6 | 4 | 7 | 19 | 9 | 27 | 40 | 60 | 34 | 31 | 19 | 20 | 14 | 19 | 18 | 16 | 8 | 6 | 6 | | | 350379.0 |
| 1969 | | | | | | | | | | | | | | | 3 | 18 | 43 | 26 | 9 | 8 | 22 | 42 | 48 | 31 | 17 | 25 | 12 | 20 | 12 | 10 | 11 | 4 | 4 | | | 324011.0 |
| 1970 | | | | | | | | | | | | | 2 | 11 | 12 | 16 | 44 | 52 | 44 | 26 | 21 | 13 | 26 | 17 | 12 | 13 | 17 | 24 | 14 | 1 | | | | | | 179708.0 |
| 1971 | | | | | | | | | | 4 | 2 | 6 | 12 | 18 | 20 | 25 | 19 | 36 | 30 | 37 | 24 | 18 | 25 | 20 | 13 | 15 | 13 | 9 | 9 | 4 | 6 | | | | | 170700.0 |
| 1972 | | | | | | | | | | 4 | 1 | 3 | 4 | 10 | 20 | 29 | 22 | 32 | 23 | 29 | 40 | 16 | 19 | 19 | 31 | 23 | 13 | 7 | 11 | 7 | 1 | 2 | | | | 191723.0 |
| 1973 | | | | | | | | | | | | | 1 | 7 | 9 | 7 | 8 | 7 | 5 | 20 | 11 | 17 | 33 | 37 | 49 | 42 | 40 | 32 | 32 | 8 | | | | | | 338629.0 |

| CLASS | CFS | TOTAL | ACCUM | PERCT | CLASS | CFS | TOTAL | ACCUM | PERCT | CLASS | CFS | TOTAL | ACCUM | PERCT | CLASS | CFS | TOTAL | ACCUM | PERCT |
|---|---|---|---|---|---|---|---|---|---|---|---|---|---|---|---|---|---|---|---|
| 0 | 0.00 | 0 | 6940 | 100.0 | 9 | 13.00 | 15 | 6928 | 99.8 | 18 | 140.0 | 445 | 4441 | 64.0 | 27 | 1500 | 254 | 790 | 11.3 |
| 1 | 1.60 | 4 | 6940 | 100.0 | 10 | 17.00 | 13 | 6913 | 99.6 | 19 | 180.0 | 451 | 3996 | 57.6 | 28 | 2000 | 224 | 536 | 7.7 |
| 2 | 2.10 | 1 | 6936 | 99.9 | 11 | 22.00 | 43 | 6900 | 99.4 | 20 | 240.0 | 455 | 3545 | 51.1 | 29 | 2600 | 149 | 312 | 4.4 |
| 3 | 2.70 | 2 | 6935 | 99.9 | 12 | 29.00 | 145 | 6857 | 98.8 | 21 | 310.0 | 483 | 3090 | 44.5 | 30 | 3300 | 99 | 163 | 2.3 |
| 4 | 3.50 | 3 | 6933 | 99.9 | 13 | 38.00 | 297 | 6712 | 96.7 | 22 | 400.0 | 482 | 2607 | 37.6 | 31 | 4300 | 41 | 64 | .9 |
| 5 | 4.60 | 0 | 6930 | 99.9 | 14 | 49.00 | 526 | 6415 | 92.4 | 23 | 530.0 | 395 | 2125 | 30.6 | 32 | 5600 | 19 | 23 | .3 |
| 6 | 6.00 | 0 | 6930 | 99.9 | 15 | 64.00 | 531 | 5889 | 84.9 | 24 | 690.0 | 354 | 1730 | 24.9 | 33 | 7300 | 3 | 4 | .0 |
| 7 | 7.80 | 2 | 6930 | 99.9 | 16 | 83.00 | 459 | 5358 | 77.2 | 25 | 890.0 | 320 | 1376 | 19.8 | 34 | 9600 | 1 | 1 | .0 |
| 8 | 10.00 | 0 | 6928 | 99.8 | 17 | 110.00 | 458 | 4899 | 70.6 | 26 | 1200.0 | 266 | 1056 | 15.2 | | | | | |

### LOWEST MEAN DISCHARGE, IN CFS, AND RANKING, FOR THE FOLLOWING NUMBER OF CONSECUTIVE DAYS IN YEAR ENDING MARCH 31

| YEAR | 1 | | 3 | | 7 | | 14 | | 30 | | 60 | | 90 | | 120 | | 183 | | ANNUAL | |
|---|---|---|---|---|---|---|---|---|---|---|---|---|---|---|---|---|---|---|---|---|
| 1932 | 30.00 | 11 | 35.30 | 10 | 40.10 | 11 | 42.70 | 8 | 44.80 | 7 | 53.60 | 8 | 57.80 | 6 | 72.50 | 6 | 119.00 | 6 | 402.00 | 4 |
| 1957 | 9.20 | 2 | 14.70 | 3 | 32.70 | 6 | 39.10 | 6 | 43.70 | 6 | 53.10 | 7 | 66.50 | 8 | 80.20 | 9 | 120.00 | 7 | 564.00 | 8 |
| 1958 | 29.00 | 9 | 29.30 | 8 | 33.90 | 9 | 45.00 | 10 | 56.70 | 12 | 65.40 | 10 | 75.20 | 10 | 136.00 | 14 | 237.00 | 16 | 626.00 | 9 |
| 1959 | 1.60 | 1 | 1.77 | 1 | 5.64 | 1 | 66.90 | 15 | 106.00 | 18 | 177.00 | 17 | 267.00 | 19 | 318.00 | 19 | 402.00 | 17 | 697.00 | 13 |
| 1960 | 43.00 | 16 | 43.00 | 14 | 43.70 | 13 | 44.20 | 9 | 52.40 | 9 | 70.80 | 13 | 77.00 | 12 | 97.20 | 10 | 222.00 | 15 | 718.00 | 15 |
| 1961 | 40.00 | 15 | 45.70 | 15 | 51.10 | 15 | 54.90 | 14 | 64.80 | 14 | 68.40 | 11 | 75.50 | 11 | 79.60 | 8 | 79.40 | 5 | 479.00 | 6 |
| 1962 | 60.00 | 17 | 66.70 | 17 | 75.10 | 18 | 82.60 | 18 | 102.00 | 16 | 158.00 | 16 | 189.00 | 16 | 206.00 | 16 | 212.00 | 13 | 704.00 | 14 |
| 1963 | 24.00 | 7 | 26.30 | 7 | 32.70 | 7 | 39.60 | 7 | 47.20 | 8 | 48.70 | 6 | 52.30 | 4 | 55.00 | 3 | 55.50 | 3 | 265.00 | 2 |
| 1964 | 21.00 | 6 | 25.00 | 6 | 28.30 | 5 | 28.60 | 2 | 29.40 | 2 | 32.30 | 1 | 36.80 | 1 | 41.50 | 1 | 54.70 | 2 | 164.00 | 1 |
| 1965 | 14.00 | 4 | 15.00 | 4 | 21.40 | 2 | 26.40 | 1 | 29.20 | 1 | 32.80 | 2 | 38.50 | 2 | 41.80 | 2 | 54.60 | 1 | 438.00 | 5 |
| 1966 | 38.00 | 14 | 38.30 | 12 | 39.90 | 10 | 49.40 | 12 | 55.70 | 11 | 69.30 | 12 | 90.10 | 13 | 112.00 | 12 | 169.00 | 11 | 630.00 | 10 |
| 1967 | 30.00 | 10 | 31.30 | 9 | 33.30 | 8 | 35.10 | 4 | 36.20 | 3 | 40.20 | 3 | 58.60 | 7 | 77.10 | 7 | 148.00 | 8 | 654.00 | 12 |
| 1968 | 15.00 | 5 | 23.00 | 5 | 28.10 | 4 | 33.70 | 3 | 36.40 | 4 | 41.50 | 4 | 50.80 | 3 | 67.60 | 5 | 154.00 | 9 | 794.00 | 16 |
| 1969 | 63.00 | 19 | 93.70 | 19 | 94.90 | 19 | 97.40 | 19 | 104.00 | 17 | 179.00 | 18 | 190.00 | 17 | 247.00 | 18 | 443.00 | 18 | 861.00 | 18 |
| 1970 | 60.00 | 18 | 67.00 | 18 | 69.90 | 16 | 76.20 | 16 | 84.30 | 15 | 92.00 | 15 | 106.00 | 15 | 152.00 | 15 | 207.00 | 12 | 547.00 | 7 |
| 1971 | 35.00 | 12 | 37.70 | 11 | 40.40 | 12 | 45.90 | 11 | 52.90 | 10 | 73.10 | 14 | 101.00 | 14 | 112.00 | 13 | 155.00 | 10 | 632.00 | 11 |
| 1972 | 13.00 | 3 | 14.00 | 2 | 22.60 | 3 | 35.60 | 5 | 43.70 | 5 | 48.70 | 5 | 54.20 | 5 | 56.90 | 4 | 77.40 | 4 | 311.00 | 3 |
| 1973 | 29.00 | 8 | 61.30 | 16 | 74.00 | 17 | 81.50 | 17 | 132.00 | 19 | 212.00 | 19 | 199.00 | 18 | 240.00 | 17 | 480.00 | 19 | 916.00 | 19 |

### HIGHEST MEAN DISCHARGE, IN CFS, AND RANKING, FOR THE FOLLOWING NUMBER OF CONSECUTIVE DAYS IN YEAR ENDING SEPTEMBER 30

| YEAR | 1 | | 3 | | 7 | | 15 | | 30 | | 60 | | 90 | | 120 | | 183 | | ANNUAL | |
|---|---|---|---|---|---|---|---|---|---|---|---|---|---|---|---|---|---|---|---|---|
| 1956 | 9780.0 | 1 | 9120.0 | 1 | 7260.0 | 1 | 5360.0 | 1 | 3950.0 | 1 | 2310.0 | 3 | 2330.0 | 1 | 1930.0 | 1 | 1320.0 | 4 | 786.0 | 5 |
| 1957 | 3660.0 | 14 | 3420.0 | 14 | 3320.0 | 13 | 2910.0 | 11 | 2210.0 | 10 | 1350.0 | 16 | 1110.0 | 16 | 940.0 | 15 | 728.0 | 17 | 408.0 | 17 |
| 1958 | 3220.0 | 15 | 3080.0 | 15 | 3040.0 | 14 | 2440.0 | 15 | 1550.0 | 16 | 1090.0 | 17 | 930.0 | 17 | 873.0 | 17 | 762.0 | 15 | 585.0 | 9 |
| 1959 | 4950.0 | 8 | 4750.0 | 7 | 4140.0 | 7 | 3270.0 | 9 | 2880.0 | 4 | 2410.0 | 2 | 1980.0 | 2 | 1660.0 | 5 | 1230.0 | 6 | 701.0 | 7 |
| 1960 | 4760.0 | 9 | 4590.0 | 8 | 4060.0 | 9 | 2690.0 | 13 | 1990.0 | 14 | 1680.0 | 8 | 1350.0 | 10 | 1360.0 | 7 | 1190.0 | 7 | 798.0 | 4 |
| 1961 | 5400.0 | 7 | 5170.0 | 6 | 4630.0 | 6 | 3620.0 | 6 | 2640.0 | 5 | 1780.0 | 7 | 1480.0 | 7 | 1170.0 | 10 | 834.0 | 12 | 476.0 | 15 |
| 1962 | 4200.0 | 12 | 4030.0 | 12 | 3660.0 | 11 | 3310.0 | 8 | 2420.0 | 8 | 1650.0 | 9 | 1350.0 | 8 | 1130.0 | 11 | 881.0 | 11 | 501.0 | 13 |
| 1963 | 2660.0 | 17 | 2660.0 | 17 | 2490.0 | 17 | 2010.0 | 18 | 1550.0 | 17 | 969.0 | 18 | 701.0 | 18 | 578.0 | 18 | 427.0 | 18 | 240.0 | 18 |
| 1964 | 1880.0 | 19 | 1500.0 | 19 | 1330.0 | 19 | 1200.0 | 19 | 920.0 | 19 | 766.0 | 19 | 589.0 | 19 | 491.0 | 19 | 353.0 | 19 | 201.0 | 19 |
| 1965 | 4210.0 | 11 | 4110.0 | 11 | 3870.0 | 10 | 2720.0 | 12 | 2110.0 | 13 | 1820.0 | 6 | 1720.0 | 5 | 1440.0 | 6 | 1020.0 | 9 | 553.0 | 11 |
| 1966 | 5410.0 | 6 | 5250.0 | 5 | 4760.0 | 5 | 3640.0 | 5 | 2430.0 | 7 | 1390.0 | 15 | 1120.0 | 15 | 1060.0 | 13 | 977.0 | 10 | 569.0 | 10 |
| 1967 | 6000.0 | 4 | 5850.0 | 4 | 5460.0 | 4 | 3810.0 | 4 | 2220.0 | 9 | 1600.0 | 11 | 1340.0 | 11 | 1350.0 | 8 | 1170.0 | 8 | 654.0 | 8 |
| 1968 | 6880.0 | 2 | 6600.0 | 2 | 5700.0 | 3 | 4140.0 | 3 | 2990.0 | 3 | 2430.0 | 1 | 1940.0 | 3 | 1750.0 | 2 | 1490.0 | 1 | 957.0 | 1 |
| 1969 | 6620.0 | 3 | 6330.0 | 3 | 5780.0 | 2 | 4400.0 | 2 | 3010.0 | 2 | 2170.0 | 5 | 1720.0 | 6 | 1670.0 | 4 | 1400.0 | 2 | 833.0 | 3 |
| 1970 | 2630.0 | 18 | 2530.0 | 18 | 2470.0 | 18 | 2040.0 | 17 | 1700.0 | 15 | 1490.0 | 13 | 1300.0 | 12 | 1100.0 | 12 | 823.0 | 13 | 492.0 | 14 |
| 1971 | 4010.0 | 13 | 3800.0 | 13 | 3640.0 | 12 | 2910.0 | 10 | 2170.0 | 11 | 1650.0 | 10 | 1220.0 | 13 | 1010.0 | 14 | 805.0 | 14 | 468.0 | 16 |
| 1972 | 5510.0 | 5 | 4470.0 | 10 | 2840.0 | 15 | 2130.0 | 16 | 1480.0 | 18 | 1440.0 | 14 | 1150.0 | 14 | 928.0 | 16 | 760.0 | 16 | 524.0 | 12 |
| 1973 | 2760.0 | 16 | 2740.0 | 16 | 2620.0 | 16 | 2450.0 | 14 | 2120.0 | 12 | 1570.0 | 12 | 1350.0 | 9 | 1310.0 | 9 | 1290.0 | 5 | 928.0 | 2 |

STATISTICS ON NORMAL MONTHLY MEANS(ALL DAYS)

| OCT | NOV | DEC | JAN | FEB | MARCH | APRIL | MAY | JUNE | JULY | AUG | SEPT |
|---|---|---|---|---|---|---|---|---|---|---|---|
| BY ROWS(MEAN,VARIANCE,STANDARD DEVIATION, SKEWNESS, COEFF. OF VARIATION,PERCENTAGE OF AVERAGE FLOW) | | | | | | | | | | | |
| 0.1570E+03 | 0.4143E+03 | 0.7490E+03 | 0.6000E+03 | 0.9107E+03 | 0.1312E+04 | 0.1213E+04 | 0.8135E+03 | 0.3781E+03 | 0.2510E+03 | 0.1656E+03 | 0.1730E+03 |
| 0.1902E+05 | 0.1408E+06 | 0.6628E+06 | 0.3398E+06 | 0.5159E+06 | 0.3396E+06 | 0.2800E+06 | 0.5358E+06 | 0.1354E+06 | 0.4146E+05 | 0.2021E+05 | 0.6448E+05 |
| 0.1379E+03 | 0.3752E+03 | 0.8141E+03 | 0.5829E+03 | 0.7183E+03 | 0.5827E+03 | 0.5291E+03 | 0.7320E+03 | 0.3680E+03 | 0.2036E+03 | 0.1422E+03 | 0.2539E+03 |
| 0.1737E+01 | 0.1807E+01 | 0.1353E+01 | 0.1472E+01 | 0.7235E+00 | 0.2341E+00 | 0.8125E-02 | 0.3021E+01 | 0.1895E+01 | 0.1014E+01 | 0.1829E+01 | 0.2632E+01 |
| 0.8783E+00 | 0.9055E+00 | 0.1087E+01 | 0.9715E+00 | 0.7888E+00 | 0.4443E+00 | 0.4361E+00 | 0.8997E+00 | 0.9733E+00 | 0.8111E+00 | 0.8583E+00 | 0.1468E+01 |
| 0.2200E+01 | 0.5805E+01 | 0.1049E+02 | 0.8407E+01 | 0.1276E+02 | 0.1838E+02 | 0.1700E+02 | 0.1140E+02 | 0.5297E+01 | 0.3517E+01 | 0.2321E+01 | 0.2424E+01 |

STATISTICS ON NORMAL ANNUAL MEANS(ALL DAYS)

| MEAN | VARIANCE | STANDARD DEVIATION | SKEWNESS | COEFF. OF VARIATION | SERIAL CORR |
|---|---|---|---|---|---|
| 0.5929E+03 | 0.4499E+05 | 0.2121E+03 | 0.5268E-02 | 0.3577E+00 | 0.3500E+00 |

STATISTICS ON LOG MONTHLY MEANS(ALL DAYS)

| OCT | NOV | DEC | JAN | FEB | MARCH | APRIL | MAY | JUNE | JULY | AUG | SEPT |
|---|---|---|---|---|---|---|---|---|---|---|---|
| BY ROWS(MEAN,VARIANCE,STANDARD DEVIATION, SKEWNESS, COEFF. OF VARIATION,PERCENTAGE OF AVERAGE FLOW) | | | | | | | | | | | |
| 0.2050E+01 | 0.2420E+01 | 0.2584E+01 | 0.2566E+01 | 0.2781E+01 | 0.3072E+01 | 0.3037E+01 | 0.2797E+01 | 0.2450E+01 | 0.2273E+01 | 0.2096E+01 | 0.1985E+01 |
| 0.1387E+00 | 0.2224E+00 | 0.3123E+00 | 0.2255E+00 | 0.2167E+00 | 0.4570E-01 | 0.4728E-01 | 0.1007E+00 | 0.9290E-01 | 0.1116E+00 | 0.1078E+00 | 0.1776E+00 |
| 0.3724E+00 | 0.4716E+00 | 0.5588E+00 | 0.4748E+00 | 0.4655E+00 | 0.2138E+00 | 0.2174E+00 | 0.3173E+00 | 0.3048E+00 | 0.3341E+00 | 0.3284E+00 | 0.4214E+00 |
| 0.6354E-01 | -0.4247E+00 | -0.6088E-01 | -0.2477E+00 | -0.8378E+00 | -0.4031E+00 | -0.5375E+00 | 0.6704E-01 | 0.1408E+01 | 0.5193E+00 | 0.4378E+00 | 0.1306E+01 |
| 0.1817E+00 | 0.1949E+00 | 0.2163E+00 | 0.1850E+00 | 0.1674E+00 | 0.6959E-01 | 0.7158E-01 | 0.1134E+00 | 0.1244E+00 | 0.1470E+00 | 0.1567E+00 | 0.2123E+00 |
| 0.6808E+01 | 0.8037E+01 | 0.8581E+01 | 0.8522E+01 | 0.9236E+01 | 0.1020E+02 | 0.1009E+02 | 0.9289E+01 | 0.8137E+01 | 0.7549E+01 | 0.6959E+01 | 0.6593E+01 |

STATISTICS ON LOG ANNUAL MEANS(ALL DAYS)

| MEAN | VARIANCE | STANDARD DEVIATION | SKEWNESS | COEFF. OF VARIATION | SERIAL CORR |
|---|---|---|---|---|---|
| 0.2741E+01 | 0.3301E-01 | 0.1817E+00 | -0.1037E+01 | 0.6627E-01 | 0.4066E+00 |

ANNUAL PEAKS

| | |
|---|---|
| 1932 | 3720 |
| 1956 | 10100 |
| 1957 | 3950 |
| 1958 | 3220 |
| 1959 | 4950 |
| 1960 | 4760 |
| 1961 | 5400 |
| 1962 | 4200 |
| 1963 | 2660 |
| 1964 | 1880 |
| 1965 | 4210 |
| 1966 | 5410 |
| 1967 | 6000 |
| 1968 | 6880 |
| 1969 | 6620 |
| 1970 | 2630 |
| 1971 | 4010 |
| 1972 | 5510 |
| 1973 | 2760 |

## 04179500 Cedar Creek at Auburn, Ind.

LOCATION.--Lat 41°21'57", long 85°03'08", in NE¼NW¼ sec.32, T.34 N., R.13 E., DeKalb County, on right bank 15 ft (5 m) downstream from Ninth Street bridge in Auburn, and 2 miles (3 km) upstream from John Diehl ditch.

DRAINAGE AREA.--87.3 mi² (226.1 km²).

### DURATION TABLE OF DAILY DISCHARGE FOR YEAR ENDING SEPTEMBER 30

| CLASS | 0 | 1 | 2 | 3 | 4 | 5 | 6 | 7 | 8 | 9 | 10 | 11 | 12 | 13 | 14 | 15 | 16 | 17 | 18 | 19 | 20 | 21 | 22 | 23 | 24 | 25 | 26 | 27 | 28 | 29 | 30 | 31 | 32 | 33 | 34 | |
|---|---|---|---|---|---|---|---|---|---|---|---|---|---|---|---|---|---|---|---|---|---|---|---|---|---|---|---|---|---|---|---|---|---|---|---|---|
| YEAR | NUMBER OF DAYS IN CLASS | | | | | | | | | | | | | | | | | | | | | | | | | | | | | | | | | | | CFS-DAYS |
| 1944 | | | | | | | 12 | 17 | 14 | 14 | 8 | 24 | 26 | 52 | 34 | 22 | 3 | 13 | 8 | 10 | 15 | 12 | 13 | 10 | 23 | 7 | 4 | 4 | 4 | 4 | 5 | 3 | 4 | 1 | | 25704.3 |
| 1945 | | | | | | | | | 6 | 12 | 35 | 67 | 21 | 41 | 17 | 20 | 8 | 5 | 21 | 19 | 15 | 13 | 14 | 6 | 9 | 8 | 10 | 3 | 3 | 1 | 5 | 4 | 1 | 1 | | 22340.0 |
| 1946 | | | | | | | | 14 | 5 | 11 | 16 | 8 | 30 | 29 | 45 | 37 | 27 | 19 | 13 | 21 | 16 | 19 | 10 | 7 | 16 | 6 | 5 | 5 | 2 | 1 | | 2 | 1 | | | 17523.8 |
| 1947 | | | | | | | | | | 16 | 18 | 23 | 16 | 36 | 21 | 32 | 23 | 17 | 15 | 17 | 14 | 14 | 13 | 12 | 25 | 14 | 8 | 8 | 9 | 5 | 4 | 4 | 1 | | | 29434.3 |
| 1948 | | | | | | | | 2 | 27 | 13 | 3 | 25 | 13 | 15 | 18 | 34 | 32 | 15 | 23 | 18 | 20 | 15 | 17 | 15 | 14 | 15 | 7 | 7 | 5 | 5 | 5 | 2 | 1 | | | 26518.6 |
| 1949 | | | | | | | 6 | | 19 | 21 | 32 | 30 | 14 | 17 | 12 | 25 | 16 | 15 | 21 | 23 | 25 | 15 | 14 | 8 | 15 | 7 | 10 | 8 | 3 | 1 | 5 | 1 | 2 | | | 22966.2 |
| 1950 | | | | | | 1 | 1 | | 2 | 1 | | 4 | 17 | 35 | 3 | 18 | 23 | 31 | 23 | 23 | 14 | 8 | 13 | 11 | 26 | 16 | 18 | 19 | 16 | 12 | 15 | 6 | 7 | 1 | 1 | 55033.0 |
| 1951 | | | | | | | | | 1 | 5 | 5 | 5 | 5 | 9 | 10 | 27 | 16 | 19 | 26 | 33 | 26 | 27 | 28 | 20 | 25 | 19 | 16 | 18 | 9 | 4 | 7 | 2 | 3 | | | 39924.3 |
| 1952 | | | | | | | | | 11 | 14 | 15 | 16 | 13 | 21 | 10 | 12 | 13 | 8 | 34 | 38 | 26 | 22 | 15 | 17 | 21 | 19 | 9 | 5 | 7 | 7 | 9 | 4 | | | | 33367.2 |
| 1953 | | | | | | 2 | 13 | 32 | 12 | 13 | 25 | 21 | 32 | 18 | 11 | 34 | 13 | 15 | 27 | 30 | 26 | 15 | 8 | 5 | 4 | 5 | 1 | 1 | 1 | 1 | | | | | | 11236.9 |
| 1954 | | 17 | 11 | 6 | 4 | 5 | 7 | 5 | 13 | 40 | 17 | 19 | 10 | 17 | 13 | 28 | 16 | 21 | 16 | 23 | 11 | 16 | 7 | 7 | 9 | 6 | 7 | 4 | 6 | 1 | 1 | 2 | | | | 16531.2 |
| 1955 | | | | 1 | | 3 | 11 | 2 | 7 | 8 | 13 | 6 | 12 | 16 | 14 | 23 | 21 | 28 | 37 | 30 | 23 | 20 | 14 | 11 | 20 | 12 | 7 | 5 | 10 | 3 | 6 | 2 | | | | 27134.8 |
| 1956 | | | | | | 1 | 3 | | 1 | 4 | 9 | 10 | 4 | 38 | 36 | 47 | 12 | 29 | 20 | 29 | 16 | 23 | 17 | 10 | 16 | 10 | 6 | 7 | 5 | 4 | 5 | | 3 | 1 | | 27334.3 |
| 1957 | | | | | | | 1 | 3 | 33 | 45 | 29 | 21 | 17 | 13 | 11 | 13 | 13 | 23 | 25 | 34 | 16 | 10 | 8 | 7 | 14 | 8 | 8 | 2 | 6 | 2 | 2 | 1 | | | | 18336.1 |
| 1958 | | | | | | | | | 8 | 10 | 1 | 2 | 12 | 23 | 16 | 65 | 30 | 35 | 32 | 32 | 15 | 16 | 18 | 12 | 9 | 13 | 4 | 4 | 4 | 2 | 2 | | | | | 19804.2 |
| 1959 | | | | | | | 2 | 4 | 8 | 7 | 16 | 21 | 12 | 15 | 38 | 30 | 27 | 12 | 15 | 24 | 24 | 13 | 14 | 12 | 19 | 14 | 10 | 11 | 5 | 2 | 4 | 4 | 2 | | | 28422.8 |
| 1960 | | | | | | | | | 2 | 11 | 18 | 15 | 9 | 5 | 12 | 20 | 14 | 21 | 18 | 40 | 36 | 30 | 23 | 13 | 23 | 10 | 14 | 5 | 8 | 9 | 4 | 5 | 1 | | | 34282.8 |
| 1961 | | | | | | | | | 3 | 56 | 63 | 43 | 16 | 23 | 12 | 16 | 16 | 11 | 12 | 15 | 9 | 7 | 19 | 7 | 6 | 8 | 6 | 4 | 4 | 6 | 3 | | | | | 17248.6 |
| 1962 | | 1 | 1 | 3 | | 7 | 7 | 10 | 12 | 14 | 8 | 17 | 9 | 24 | 26 | 41 | 25 | 20 | 24 | 17 | 26 | 15 | 10 | 8 | 10 | 8 | 5 | 5 | 4 | 6 | 2 | | | | | 18854.4 |
| 1963 | | | | | | | | 12 | 24 | 63 | 56 | 43 | 19 | 13 | 15 | 20 | 15 | 15 | 11 | 7 | 9 | 6 | 5 | 7 | 3 | 4 | 2 | 7 | 6 | 3 | | | | | | 12485.9 |
| 1964 | | | | | 1 | 3 | 6 | 30 | 56 | 77 | 33 | 23 | 19 | 16 | 6 | 16 | 6 | 11 | 10 | 8 | 6 | 3 | 6 | 10 | 9 | 5 | 2 | 2 | 2 | | | | | | | 8858.1 |
| 1965 | | | | | | 4 | 8 | 29 | 12 | 21 | 19 | 31 | 19 | 33 | 11 | 21 | 14 | 14 | 11 | 14 | 9 | 10 | 12 | 9 | 18 | 9 | 8 | 8 | 7 | 5 | 6 | 2 | 1 | | | 25014.2 |
| 1966 | | | | | | | | | | | 3 | 29 | 12 | 24 | 21 | 23 | 25 | 40 | 31 | 41 | 23 | 26 | 13 | 7 | 16 | 3 | 11 | 3 | 6 | 4 | 1 | | 2 | 1 | | 23888.4 |
| 1967 | | | | | | | | | 15 | 24 | 29 | 22 | 14 | 9 | 14 | 17 | 23 | 8 | 15 | 28 | 28 | 14 | 10 | 16 | 13 | 22 | 10 | 10 | 5 | 7 | 7 | 1 | 1 | | 3 | 26608.6 |
| 1968 | | | | | | | | | | 2 | 10 | 4 | 7 | 5 | 6 | 28 | 25 | 17 | 27 | 54 | 24 | 35 | 16 | 15 | 15 | 16 | 13 | 11 | 10 | 6 | 7 | 7 | 2 | 2 | 2 | 34958.2 |
| 1969 | | | | | | | | | | 2 | 11 | 32 | 26 | 10 | 17 | 8 | 11 | 6 | 22 | 35 | 41 | 33 | 24 | 17 | 15 | 16 | 7 | 9 | 6 | 5 | 4 | 2 | 3 | 2 | 1 | 28216.2 |
| 1970 | | | | | | | | 1 | 3 | 9 | 12 | 19 | 41 | 19 | 44 | 30 | 18 | 17 | 17 | 20 | 16 | 15 | 12 | 10 | 14 | 20 | 2 | 10 | 10 | 4 | | 2 | | | | 18820.1 |
| 1971 | | | 1 | 5 | 9 | 15 | 11 | 22 | 13 | 15 | 10 | 6 | 5 | 18 | 13 | 27 | 26 | 17 | 19 | 29 | 29 | 14 | 14 | 10 | 13 | 8 | 5 | 1 | 5 | 4 | | 1 | | | | 17851.3 |
| 1972 | | | | | | | 5 | 29 | 27 | 15 | 12 | 10 | 17 | 26 | 21 | 15 | 23 | 16 | 21 | 17 | 10 | 15 | 22 | 14 | 17 | 8 | 4 | 7 | 6 | 5 | 2 | | 2 | | | 22650.6 |
| 1973 | | | | | | | | | | 1 | 13 | 9 | 4 | 7 | 15 | 13 | 7 | 10 | 16 | 26 | 26 | 45 | 44 | 21 | 31 | 19 | 21 | 16 | 14 | 4 | 1 | 2 | | | | 38879.7 |

| CLASS | CFS | TOTAL | ACCUM | PERCT | CLASS | CFS | TOTAL | ACCUM | PERCT | CLASS | CFS | TOTAL | ACCUM | PERCT | CLASS | CFS | TOTAL | ACCUM | PERCT |
|---|---|---|---|---|---|---|---|---|---|---|---|---|---|---|---|---|---|---|---|
| 0 | 0.00 | 0 | 10958 | 100.0 | 9 | 4.20 | 569 | 10181 | 92.9 | 18 | 32.0 | 666 | 4978 | 45.4 | 27 | 250 | 200 | 704 | 6.4 |
| 1 | 0.60 | 18 | 10958 | 100.0 | 10 | 5.30 | 554 | 9612 | 87.7 | 19 | 40.0 | 727 | 4312 | 39.4 | 28 | 310 | 179 | 504 | 4.5 |
| 2 | 0.90 | 13 | 10940 | 99.8 | 11 | 6.70 | 616 | 9058 | 82.7 | 20 | 51.0 | 582 | 3585 | 32.7 | 29 | 390 | 119 | 325 | 2.9 |
| 3 | 1.10 | 15 | 10927 | 99.7 | 12 | 8.40 | 426 | 8442 | 77.0 | 21 | 64.0 | 491 | 3003 | 27.4 | 30 | 480 | 106 | 206 | 1.8 |
| 4 | 1.40 | 14 | 10912 | 99.6 | 13 | 10.00 | 665 | 8016 | 73.2 | 22 | 80.0 | 449 | 2512 | 22.9 | 31 | 610 | 53 | 100 | .9 |
| 5 | 1.70 | 41 | 10898 | 99.5 | 14 | 13.00 | 544 | 7351 | 67.1 | 23 | 100.0 | 333 | 2063 | 18.8 | 32 | 760 | 35 | 47 | .4 |
| 6 | 2.20 | 94 | 10857 | 99.1 | 15 | 16.00 | 756 | 6807 | 62.1 | 24 | 120.0 | 485 | 1730 | 15.8 | 33 | 950 | 11 | 12 | .1 |
| 7 | 2.70 | 229 | 10763 | 98.2 | 16 | 21.00 | 512 | 6051 | 55.2 | 25 | 160.0 | 293 | 1245 | 11.4 | 34 | 1200 | 1 | 1 | |
| 8 | 3.40 | 353 | 10534 | 96.1 | 17 | 26.00 | 561 | 5539 | 50.5 | 26 | 200.0 | 248 | 952 | 8.7 | | | | | |

### LOWEST MEAN DISCHARGE, IN CFS, AND RANKING, FOR THE FOLLOWING NUMBER OF CONSECUTIVE DAYS IN YEAR ENDING MARCH 31

| YEAR | 1 | 3 | 7 | 14 | 30 | 60 | 90 | 120 | 183 | ANNUAL |
|---|---|---|---|---|---|---|---|---|---|---|
| 1945 | 2.40 8 | 2.40 7 | 2.60 7 | 2.60 4 | 3.10 5 | 3.80 5 | 4.60 6 | 5.70 6 | 6.50 7 | 64.20 12 |
| 1946 | 6.40 27 | 6.40 27 | 6.90 27 | 7.30 26 | 8.00 26 | 12.70 24 | 13.80 23 | 21.10 23 | 21.60 20 | 71.70 17 |
| 1947 | 2.80 15 | 2.80 9 | 2.90 8 | 3.60 13 | 5.10 15 | 6.40 14 | 7.60 13 | 10.30 15 | 16.90 14 | 50.90 8 |
| 1948 | 4.80 24 | 4.80 23 | 5.00 21 | 5.50 23 | 5.80 18 | 7.60 19 | 8.40 16 | 11.10 16 | 21.30 19 | 94.10 25 |
| 1949 | 3.20 16 | 3.40 16 | 3.50 15 | 3.70 14 | 3.80 9 | 4.40 8 | 5.00 8 | 6.40 9 | 10.10 10 | 70.90 15 |
| 1950 | 2.00 6 | 2.20 6 | 2.40 5 | 3.10 7 | 5.10 16 | 6.50 15 | 9.20 18 | 13.10 20 | 15.40 12 | 112.00 27 |
| 1951 | 7.60 28 | 7.90 28 | 9.40 29 | 13.30 29 | 21.20 29 | 39.00 29 | 48.10 29 | 51.10 29 | 52.90 27 | 125.00 29 |
| 1952 | 4.00 22 | 4.40 22 | 5.10 22 | 5.30 21 | 6.80 22 | 11.10 23 | 20.20 26 | 29.10 27 | 49.80 26 | 104.00 26 |
| 1953 | 3.40 17 | 3.50 17 | 3.50 16 | 3.70 15 | 5.00 14 | 5.80 12 | 6.30 12 | 7.00 10 | 9.80 8 | 44.90 5 |
| 1954 | 0.70 1 | 0.80 1 | 0.80 1 | 0.80 1 | 1.00 1 | 1.50 1 | 1.90 1 | 2.60 1 | 5.20 3 | 28.10 2 |
| 1955 | 2.60 10 | 3.00 13 | 3.50 17 | 4.10 17 | 7.70 24 | 16.40 26 | 26.70 28 | 32.10 28 | 54.60 28 | 93.20 24 |
| 1956 | 1.20 4 | 2.00 5 | 2.20 4 | 2.60 5 | 2.80 3 | 7.00 18 | 10.10 20 | 12.10 17 | 16.50 13 | 45.40 6 |
| 1957 | 2.60 11 | 3.00 14 | 3.20 9 | 3.40 9 | 3.80 10 | 4.40 9 | 5.40 9 | 7.10 11 | 15.10 11 | 55.90 11 |
| 1958 | 3.40 18 | 3.60 18 | 3.80 18 | 4.10 18 | 4.80 12 | 5.50 11 | 6.10 11 | 10.00 14 | 24.30 21 | 65.60 13 |
| 1959 | 7.80 29 | 8.30 29 | 9.10 28 | 9.90 28 | 12.00 28 | 20.80 27 | 25.10 27 | 27.80 26 | 40.90 24 | 77.60 20 |
| 1960 | 2.20 7 | 2.70 8 | 3.20 10 | 3.40 10 | 5.50 17 | 10.60 22 | 10.70 21 | 13.00 19 | 26.60 23 | 80.40 22 |
| 1961 | 3.90 21 | 4.00 21 | 4.30 20 | 4.50 19 | 5.00 13 | 5.30 10 | 5.90 10 | 6.00 7 | 6.10 6 | 53.70 10 |
| 1962 | 3.50 19 | 3.90 19 | 5.20 24 | 5.70 24 | 8.80 27 | 13.40 25 | 13.30 22 | 15.60 22 | 19.30 18 | 71.00 16 |
| 1963 | 0.80 2 | 1.60 3 | 2.00 3 | 2.50 3 | 3.40 6 | 3.70 4 | 4.70 7 | 5.00 5 | 5.10 2 | 32.20 3 |
| 1964 | 2.60 12 | 2.90 10 | 3.30 12 | 3.50 11 | 3.70 8 | 4.00 7 | 4.30 4 | 4.50 4 | 5.40 4 | 22.60 1 |
| 1965 | 1.50 5 | 1.90 4 | 2.50 6 | 2.70 6 | 2.80 4 | 3.10 3 | 3.20 3 | 3.40 3 | 4.60 1 | 47.50 7 |
| 1966 | 4.50 23 | 5.40 25 | 6.20 26 | 7.30 27 | 8.00 25 | 8.80 20 | 9.60 19 | 14.60 21 | 26.00 22 | 79.70 21 |
| 1967 | 4.90 25 | 5.00 24 | 5.10 23 | 5.30 22 | 5.90 19 | 6.60 16 | 7.70 14 | 12.40 18 | 18.80 16 | 75.60 18 |
| 1968 | 2.70 14 | 2.90 11 | 3.20 11 | 3.30 8 | 3.60 7 | 3.90 6 | 4.60 5 | 6.10 8 | 10.10 9 | 75.90 19 |
| 1969 | 5.80 26 | 5.80 26 | 6.00 25 | 6.30 25 | 6.90 23 | 9.40 21 | 15.00 24 | 25.60 25 | 47.50 25 | 87.50 23 |
| 1970 | 3.50 20 | 3.90 20 | 4.20 19 | 4.80 20 | 6.30 21 | 6.80 17 | 7.80 15 | 9.90 13 | 19.10 17 | 52.50 9 |
| 1971 | 2.60 13 | 3.00 12 | 3.40 13 | 3.60 12 | 4.70 11 | 6.20 13 | 8.50 17 | 9.80 12 | 17.90 15 | 66.00 14 |
| 1972 | 1.00 3 | 1.20 2 | 1.40 2 | 1.50 2 | 1.70 2 | 2.50 2 | 2.80 2 | 3.30 2 | 5.40 5 | 34.50 4 |
| 1973 | 2.50 9 | 3.20 15 | 3.50 14 | 3.80 16 | 6.20 20 | 21.10 28 | 19.80 25 | 22.20 24 | 65.10 29 | 114.00 28 |

HIGHEST MEAN DISCHARGE, IN CFS, AND RANKING, FOR THE FOLLOWING NUMBER OF CONSECUTIVE DAYS IN YEAR ENDING SEPTEMBER 30

| YEAR | 1 | 3 | 7 | 15 | 30 | 60 | 90 | 120 | 183 | ANNUAL |
|---|---|---|---|---|---|---|---|---|---|---|
| 1944 | 996.0 6 | 903.0 4 | 697.0 3 | 531.0 2 | 356.0 2 | 295.0 2 | 233.0 2 | 188.0 3 | 130.0 11 | 70.2 14 |
| 1945 | 968.0 7 | 875.0 8 | 681.0 5 | 395.0 10 | 231.0 20 | 205.0 12 | 187.0 11 | 161.0 10 | 113.0 17 | 61.2 19 |
| 1946 | 778.0 16 | 581.0 19 | 365.0 23 | 228.0 28 | 133.0 28 | 97.9 29 | 96.5 27 | 79.4 28 | 75.8 26 | 48.0 25 |
| 1947 | 945.0 9 | 764.0 9 | 500.0 15 | 387.0 1 | 354.0 3 | 257.0 4 | 217.0 4 | 180.0 6 | 147.0 5 | 80.6 7 |
| 1948 | 835.0 13 | 604.0 16 | 400.0 20 | 369.0 13 | 234.0 18 | 223.0 6 | 192.0 8 | 157.0 13 | 127.0 12 | 72.5 13 |
| 1949 | 875.0 10 | 753.0 11 | 512.0 12 | 357.0 14 | 240.0 16 | 222.0 7 | 172.0 13 | 143.0 16 | 114.0 16 | 62.9 17 |
| 1950 | 1280.0 1 | 1060.0 1 | 729.0 2 | 590.0 1 | 459.0 1 | 385.0 1 | 360.0 1 | 351.0 1 | 253.0 1 | 151.0 1 |
| 1951 | 845.0 12 | 736.0 13 | 531.0 10 | 383.0 12 | 280.0 8 | 215.0 11 | 193.0 7 | 184.0 4 | 169.0 2 | 109.0 2 |
| 1952 | 744.0 18 | 592.0 17 | 501.0 14 | 396.0 9 | 304.0 6 | 220.0 8 | 206.0 6 | 193.0 2 | 156.0 3 | 91.2 6 |
| 1953 | 424.0 29 | 305.0 29 | 173.0 30 | 155.0 30 | 108.0 30 | 80.1 30 | 73.7 30 | 65.3 29 | 53.1 29 | 30.8 29 |
| 1954 | 618.0 23 | 545.0 21 | 354.0 25 | 281.0 23 | 219.0 22 | 160.0 23 | 126.0 24 | 103.0 24 | 81.9 25 | 45.3 27 |
| 1955 | 689.0 20 | 581.0 18 | 523.0 11 | 336.0 20 | 211.0 23 | 145.0 25 | 141.0 18 | 127.0 17 | 127.0 13 | 74.3 11 |
| 1956 | 1050.0 4 | 893.0 5 | 576.0 9 | 471.0 3 | 315.0 5 | 189.0 14 | 191.0 9 | 167.0 9 | 120.0 15 | 74.7 10 |
| 1957 | 623.0 22 | 544.0 22 | 456.0 17 | 354.0 15 | 267.0 12 | 170.0 18 | 137.0 20 | 118.0 20 | 92.8 19 | 50.2 23 |
| 1958 | 504.0 26 | 436.0 27 | 309.0 28 | 236.0 27 | 153.0 27 | 105.0 28 | 87.2 28 | 81.6 26 | 68.3 27 | 54.3 20 |
| 1959 | 780.0 14 | 760.0 10 | 660.0 6 | 465.0 5 | 348.0 4 | 278.0 3 | 218.0 3 | 184.0 5 | 137.0 8 | 77.9 8 |
| 1960 | 760.0 17 | 623.0 15 | 455.0 18 | 270.0 24 | 226.0 21 | 177.0 17 | 156.0 15 | 153.0 15 | 141.0 7 | 93.7 5 |
| 1961 | 562.0 24 | 489.0 24 | 431.0 19 | 346.0 16 | 257.0 13 | 181.0 16 | 153.0 16 | 122.0 18 | 85.1 22 | 47.3 26 |
| 1962 | 528.0 25 | 484.0 25 | 365.0 24 | 342.0 18 | 248.0 14 | 167.0 20 | 135.0 21 | 113.0 21 | 89.2 20 | 51.7 21 |
| 1963 | 458.0 28 | 421.0 28 | 386.0 21 | 339.0 19 | 235.0 17 | 140.0 26 | 100.0 26 | 81.5 27 | 62.7 28 | 34.2 28 |
| 1964 | 348.0 30 | 257.0 30 | 182.0 29 | 161.0 29 | 120.0 29 | 109.0 27 | 79.8 29 | 63.2 30 | 44.1 30 | 24.2 30 |
| 1965 | 780.0 15 | 670.0 14 | 492.0 16 | 343.0 17 | 245.0 15 | 217.0 10 | 212.0 5 | 179.0 7 | 124.0 14 | 68.5 15 |
| 1966 | 1050.0 5 | 932.0 3 | 638.0 7 | 420.0 7 | 282.0 7 | 163.0 22 | 128.0 23 | 113.0 22 | 106.0 18 | 65.4 16 |
| 1967 | 1190.0 2 | 1060.0 2 | 754.0 1 | 469.0 4 | 269.0 10 | 184.0 15 | 149.0 17 | 156.0 14 | 133.0 9 | 72.9 12 |
| 1968 | 1050.0 3 | 888.0 6 | 691.0 4 | 459.0 6 | 268.0 11 | 245.0 5 | 189.0 10 | 173.0 8 | 143.0 6 | 95.5 4 |
| 1969 | 965.0 8 | 876.0 7 | 627.0 8 | 411.0 8 | 278.0 9 | 218.0 9 | 166.0 14 | 158.0 11 | 133.0 10 | 77.3 9 |
| 1970 | 490.0 27 | 452.0 26 | 327.0 27 | 243.0 26 | 208.0 24 | 166.0 21 | 138.0 19 | 119.0 19 | 88.6 21 | 51.6 22 |
| 1971 | 720.0 19 | 520.0 23 | 352.0 26 | 262.0 25 | 204.0 25 | 158.0 24 | 116.0 25 | 101.0 25 | 82.6 24 | 48.9 24 |
| 1972 | 846.0 11 | 744.0 12 | 506.0 13 | 307.0 21 | 177.0 26 | 168.0 19 | 131.0 22 | 105.0 23 | 85.0 23 | 61.9 18 |
| 1973 | 647.0 21 | 565.0 20 | 384.0 22 | 301.0 22 | 233.0 19 | 190.0 13 | 175.0 12 | 157.0 12 | 155.0 4 | 107.0 3 |

STATISTICS CN NORMAL MONTHLY MEANS(ALL DAYS)

| OCT | NOV | DEC | JAN | FEB | MARCH | APRIL | MAY | JUNE | JULY | AUG | SEPT |
|---|---|---|---|---|---|---|---|---|---|---|---|
| BY ROWS(MEAN,VARIANCE,STANDARD DEVIATION, SKEWNESS, COEFF. OF VARIATION,PERCENTAGE OF AVERAGE FLOW) | | | | | | | | | | | |
| 0.2523E+02 | 0.4109E+02 | 0.7160E+02 | 0.9135E+02 | 0.1104E+03 | 0.1467E+03 | 0.1447E+03 | 0.8505E+02 | 0.4520E+02 | 0.2632E+02 | 0.1702E+02 | 0.1985E+02 |
| 0.1617E+04 | 0.2128E+04 | 0.5777E+04 | 0.9512E+04 | 0.6049E+04 | 0.4300E+04 | 0.7800E+04 | 0.3068E+04 | 0.1299E+04 | 0.5728E+03 | 0.2969E+03 | 0.1353E+04 |
| 0.4021E+02 | 0.4613E+02 | 0.7601E+02 | 0.9753E+02 | 0.7777E+02 | 0.6557E+02 | 0.8832E+02 | 0.5539E+02 | 0.3604E+02 | 0.2393E+02 | 0.1723E+02 | 0.3679E+02 |
| 0.3505E+01 | 0.2430E+01 | 0.1320E+01 | 0.1831E+01 | 0.8338E+00 | 0.8540E+00 | 0.8376E+00 | 0.1390E+01 | 0.1768E+01 | 0.1772E+01 | 0.2197E+01 | 0.3044E+01 |
| 0.1594E+01 | 0.1123E+01 | 0.1062E+01 | 0.1068E+01 | 0.7047E+00 | 0.4469E+00 | 0.6101E+00 | 0.6513E+00 | 0.7973E+00 | 0.9094E+00 | 0.1013E+01 | 0.1853E+01 |
| 0.3060E+01 | 0.4983E+01 | 0.8683E+01 | 0.1108E+02 | 0.1339E+02 | 0.1779E+02 | 0.1756E+02 | 0.1031E+02 | 0.5482E+01 | 0.3192E+01 | 0.2064E+01 | 0.2408E+01 |

STATISTICS CN NORMAL ANNUAL MEANS(ALL DAYS)

| MEAN | VARIANCE | STANDARD DEVIATION | SKEWNESS | COEFF. OF VARIATION | SERIAL CORR |
|---|---|---|---|---|---|
| 0.6846E+02 | 0.6822E+03 | 0.2612E+02 | 0.1027E+01 | 0.3815E+00 | 0.3278E+00 |

STATISTICS CN LOG MONTHLY MEANS(ALL DAYS)

| OCT | NOV | DEC | JAN | FEB | MARCH | APRIL | MAY | JUNE | JULY | AUG | SEPT |
|---|---|---|---|---|---|---|---|---|---|---|---|
| BY ROWS(MEAN,VARIANCE,STANDARD DEVIATION, SKEWNESS, COEFF. OF VARIATION,PERCENTAGE OF AVERAGE FLOW) | | | | | | | | | | | |
| 0.1112E+01 | 0.1357E+01 | 0.1573E+01 | 0.1695E+01 | 0.1895E+01 | 0.2123E+01 | 0.2072E+01 | 0.1840E+01 | 0.1547E+01 | 0.1282E+01 | 0.1062E+01 | 0.9550E+00 |
| 0.2276E+00 | 0.2666E+00 | 0.3013E+00 | 0.2934E+00 | 0.1859E+00 | 0.4044E-01 | 0.9102E-01 | 0.8801E-01 | 0.9177E-01 | 0.1169E+00 | 0.1480E+00 | 0.2110E+00 |
| 0.477CE+00 | 0.5164E+00 | 0.5489E+00 | 0.5417E+00 | 0.4311E+00 | 0.2011E+00 | 0.3017E+00 | 0.2967E+00 | 0.3029E+00 | 0.3419E+00 | 0.3848E+00 | 0.4594E+00 |
| 0.5575E+00 | -0.1755E+00 | -0.1625E+00 | -0.3551E+00 | -0.1245E+01 | -0.2406E+00 | -0.5329E+00 | -0.3573E+00 | 0.4237E+00 | 0.3782E+00 | 0.2099E+00 | 0.1522E+01 |
| 0.429CE+00 | 0.3806E+00 | 0.3489E+00 | 0.3196E+00 | 0.2275E+00 | 0.9470E-01 | 0.1456E+00 | 0.1612E+00 | 0.1958E+00 | 0.2667E+00 | 0.3622E+00 | 0.4810E+00 |
| 0.60C6E+01 | 0.7329E+01 | 0.8497E+01 | 0.9156E+01 | 0.1024E+02 | 0.1147E+02 | 0.1119E+02 | 0.9937E+01 | 0.8356E+01 | 0.6926E+01 | 0.5738E+01 | 0.5158E+01 |

STATISTICS CN LOG ANNUAL MEANS(ALL DAYS)

| MEAN | VARIANCE | STANDARD DEVIATION | SKEWNESS | COEFF. OF VARIATION | SERIAL CORR |
|---|---|---|---|---|---|
| 0.1805E+01 | 0.2831E-01 | 0.1683E+00 | -0.3548E+00 | 0.9322E-01 | 0.3272E+00 |

ANNUAL PEAKS

| | | | |
|---|---|---|---|
| 1943 | 1470 | 1959 | 890 |
| 1944 | 1230 | 1960 | 865 |
| 1945 | 1150 | 1961 | 600 |
| 1946 | 916 | 1962 | 665 |
| 1947 | 983 | 1963 | 540 |
| 1948 | 905 | 1964 | 420 |
| 1949 | 995 | 1965 | 940 |
| 1950 | 1520 | 1966 | 1080 |
| 1951 | 940 | 1967 | 1190 |
| 1952 | 900 | 1968 | 1070 |
| 1953 | 471 | 1969 | 1010 |
| 1954 | 707 | 1970 | 528 |
| 1955 | 707 | 1971 | 766 |
| 1956 | 1050 | 1972 | 920 |
| 1957 | 651 | 1973 | 702 |
| 1958 | 540 | | |

04180000 Cedar Creek near Cedarville, Ind.

LOCATION.--Lat 41°13'08", long 85°04'35", in NW¼NW¼ sec.19, T.32 N., R.13 E., Allen County, on left bank at downstream side of bridge on State Highway 427, 3 miles (5 km) northwest of Cedarville, 5.8 miles (9.3 km) upstream from mouth, and 10 miles (16 km) south of Auburn.

DRAINAGE AREA.--270 mi² (699 km²).

DURATION TABLE OF DAILY DISCHARGE FOR YEAR ENDING SEPTEMBER 30

| CLASS | 0 | 1 | 2 | 3 | 4 | 5 | 6 | 7 | 8 | 9 | 10 | 11 | 12 | 13 | 14 | 15 | 16 | 17 | 18 | 19 | 20 | 21 | 22 | 23 | 24 | 25 | 26 | 27 | 28 | 29 | 30 | 31 | 32 | 33 | 34 | |
|---|---|---|---|---|---|---|---|---|---|---|---|---|---|---|---|---|---|---|---|---|---|---|---|---|---|---|---|---|---|---|---|---|---|---|---|---|
| YEAR | | | | | | | | | | | | | | NUMBER OF DAYS IN CLASS | | | | | | | | | | | | | | | | | | | | | | CFS_DAYS |
| 1948 | | | | | 8 | 16 | 24 | 20 | 11 | 16 | 20 | 27 | 26 | 23 | 15 | 19 | 20 | 18 | 15 | 12 | 12 | 13 | 11 | 7 | 8 | 4 | 4 | 1 | 10 | 2 | 2 | 2 | | | | 87667.0 |
| 1949 | | | | 3 | 14 | 17 | 40 | 33 | 19 | 23 | 10 | 18 | 11 | 18 | 15 | 16 | 19 | 23 | 14 | 13 | 9 | 5 | 7 | 8 | 6 | 6 | 3 | 5 | | 4 | 3 | 1 | 1 | 1 | | 80403.0 |
| 1950 | | | 2 | 1 | | | 2 | | 12 | 30 | 25 | 17 | 17 | 18 | 18 | 19 | 20 | 8 | 9 | 17 | 21 | 10 | 15 | 16 | 15 | 12 | 16 | 9 | 7 | 8 | 8 | 4 | 5 | 3 | | 1 | 176971.0 |
| 1951 | | | | | | | | | 16 | 17 | 20 | 12 | 20 | 22 | 24 | 16 | 24 | 16 | 18 | 27 | 19 | 19 | 15 | 18 | 15 | 16 | 6 | 6 | 3 | 5 | 5 | 4 | 2 | | | | 137747.0 |
| 1952 | | | | | | | | 10 | 39 | 30 | 17 | 9 | 16 | 8 | 22 | 16 | 29 | 19 | 21 | 23 | 13 | 17 | 18 | 13 | 8 | 7 | 7 | 5 | 5 | 8 | 4 | 1 | 1 | | | | 117066.0 |
| 1953 | | | | 2 | 11 | 23 | 26 | 59 | 25 | 23 | 25 | 18 | 20 | 15 | 14 | 20 | 14 | 15 | 17 | 8 | 9 | 9 | 3 | 3 | 1 | 2 | 1 | 1 | 1 | | | | | | | | 43234.0 |
| 1954 | | | | 3 | 11 | 30 | 55 | 26 | 23 | 14 | 11 | 19 | 21 | 22 | 14 | 11 | 13 | 12 | 11 | 12 | 9 | 9 | 6 | 9 | 6 | 6 | 3 | 4 | 1 | 2 | 1 | | 1 | | | | 65636.0 |
| 1955 | | | | | | | 16 | 14 | 20 | 19 | 13 | 18 | 12 | 34 | 35 | 20 | 19 | 20 | 18 | 22 | 15 | 14 | 11 | 9 | 7 | 9 | 4 | 6 | 2 | | 4 | 1 | 3 | | | | 98730.0 |
| 1956 | | | | | | | 18 | 11 | 27 | 23 | 34 | 38 | 22 | 27 | 18 | 16 | 12 | 23 | 15 | 13 | 10 | 8 | 9 | 7 | 9 | 6 | 2 | 5 | 2 | 3 | 4 | | | 3 | 1 | | 93860.0 |
| 1957 | | | | | | 2 | 61 | 60 | 30 | 18 | 17 | 10 | 10 | 30 | 21 | 20 | 16 | 8 | 7 | 6 | 6 | 7 | 8 | 5 | 5 | 3 | 6 | 4 | | 1 | 3 | 1 | | | | | 62238.0 |
| 1958 | | | | | | | 13 | 5 | 15 | 4 | 37 | 26 | 43 | 39 | 47 | 16 | 20 | 14 | 10 | 10 | 12 | 11 | 8 | 14 | 7 | 2 | 6 | | 3 | 1 | 2 | | | | | | 73998.0 |
| 1959 | | | | | | | 19 | 20 | 26 | 8 | 27 | 44 | 25 | 17 | 15 | 16 | 21 | 14 | 12 | 15 | 9 | 11 | 9 | 14 | 11 | 7 | 5 | 6 | 3 | 2 | 2 | 1 | 2 | 3 | 1 | | 106709.0 |
| 1960 | | | | | | | | 4 | 31 | 17 | 13 | 28 | 8 | 27 | 32 | 20 | 33 | 31 | 15 | 21 | 10 | 14 | 11 | 9 | 7 | 6 | 9 | 3 | 4 | 5 | 3 | 4 | 1 | | | | 109840.0 |
| 1961 | | | | | | 3 | 47 | 70 | 48 | 27 | 18 | 16 | 8 | 16 | 21 | 10 | 8 | 7 | 4 | 8 | 11 | 8 | 4 | 5 | 6 | 7 | 5 | 3 | 2 | 3 | | | | | | | 59067.0 |
| 1962 | | | | | | 17 | 34 | 14 | 23 | 20 | 37 | 24 | 25 | 34 | 25 | 11 | 18 | 17 | 9 | 10 | 6 | 8 | 5 | 6 | 5 | 3 | 2 | 4 | 5 | 1 | 1 | 1 | | | | | 65414.0 |
| 1963 | | | | | 4 | 75 | 100 | 32 | 13 | 14 | 13 | 12 | 17 | 13 | 10 | 10 | 4 | 4 | 3 | 8 | 8 | 6 | 1 | 4 | 5 | 4 | 3 | 2 | | | | | | | | | 38167.0 |
| 1964 | | | | 5 | 45 | 81 | 56 | 27 | 33 | 16 | 11 | 8 | 7 | 16 | 10 | 5 | 6 | 3 | 5 | 7 | 8 | 4 | 3 | 3 | 1 | 3 | 1 | 2 | | | | | | | | | 31210.0 |
| 1965 | | | | 3 | 38 | 17 | 17 | 47 | 31 | 23 | 17 | 12 | 11 | 16 | 16 | 4 | 8 | 12 | 10 | 8 | 15 | 14 | 9 | 7 | 4 | 4 | 6 | 7 | 3 | 2 | 4 | | | | | | 76071.0 |
| 1966 | | | | | 4 | 26 | 11 | 16 | 16 | 27 | 13 | 13 | 36 | 35 | 27 | 15 | 28 | 28 | 13 | 10 | 9 | 5 | 7 | 7 | 2 | 6 | | 5 | | 2 | 2 | | 1 | 1 | | | 70460.0 |
| 1967 | | | | | 2 | 41 | 34 | 24 | 19 | 10 | 16 | 14 | 10 | 11 | 19 | 26 | 18 | 21 | 13 | 12 | 17 | 13 | 10 | 8 | 6 | 4 | 4 | 2 | 5 | 1 | 1 | | 1 | 1 | 2 | | 87012.0 |
| 1968 | | | | | 1 | 6 | 8 | 9 | 5 | 7 | 27 | 22 | 21 | 32 | 32 | 25 | 27 | 28 | 13 | 12 | 18 | 13 | 10 | 11 | 9 | 3 | 3 | 5 | 5 | 4 | 4 | 2 | | 2 | 2 | | 113755.0 |
| 1969 | | | | | | | 11 | 53 | 27 | 7 | 10 | 9 | 16 | 19 | 31 | 28 | 22 | 33 | 16 | 13 | 15 | 10 | 10 | 11 | 5 | 3 | 2 | 3 | 2 | 3 | 1 | 2 | 1 | 2 | | | 89671.0 |
| 1970 | | | | | | 3 | 19 | 50 | 28 | 50 | 26 | 17 | 19 | 18 | 11 | 13 | 17 | 13 | 8 | 9 | 12 | 15 | 7 | 8 | 5 | 7 | 6 | | 2 | 2 | | | | | | | 63672.0 |
| 1971 | | | | | 1 | 6 | 26 | 40 | 23 | 25 | 15 | 11 | 18 | 29 | 21 | 28 | 26 | 21 | 13 | 10 | 8 | 13 | 9 | 6 | 4 | 1 | 6 | | | 3 | 1 | | 1 | | | | 66179.0 |
| 1972 | | | | | | 12 | 20 | 28 | 18 | 26 | 26 | 20 | 25 | 23 | 21 | 24 | 11 | 13 | 14 | 22 | 10 | 16 | 7 | 7 | 5 | 7 | 5 | 1 | 2 | 1 | 1 | 1 | | | | | 72627.0 |
| 1973 | | | | | | | | 5 | 9 | 8 | 5 | 8 | 17 | 13 | 8 | 5 | 29 | 33 | 26 | 42 | 30 | 24 | 21 | 29 | 9 | 15 | 11 | 9 | 3 | 3 | 2 | 1 | | | | | 138499.0 |

| CLASS | CFS | TOTAL | ACCUM | PERCT | CLASS | CFS | TOTAL | ACCUM | PERCT | CLASS | CFS | TOTAL | ACCUM | PERCT | CLASS | CFS | TOTAL | ACCUM | PERCT |
|---|---|---|---|---|---|---|---|---|---|---|---|---|---|---|---|---|---|---|---|
| 0 | 0.00 | 0 | 9862 | 100.0 | 9 | 54.00 | 510 | 6773 | 68.7 | 18 | 260.0 | 380 | 2377 | 24.1 | 27 | 1300 | 73 | 283 | 2.8 |
| 1 | 13.00 | 2 | 9862 | 100.0 | 10 | 64.00 | 483 | 6263 | 63.5 | 19 | 310.0 | 334 | 1997 | 20.2 | 28 | 1500 | 70 | 210 | 2.1 |
| 2 | 16.00 | 17 | 9860 | 100.0 | 11 | 76.00 | 491 | 5780 | 58.6 | 20 | 370.0 | 316 | 1663 | 16.9 | 29 | 1800 | 65 | 140 | 1.4 |
| 3 | 19.00 | 139 | 9843 | 99.8 | 12 | 91.00 | 592 | 5289 | 53.6 | 21 | 450.0 | 243 | 1347 | 13.7 | 30 | 2200 | 29 | 75 | .7 |
| 4 | 22.00 | 386 | 9704 | 98.4 | 13 | 110.00 | 561 | 4697 | 47.6 | 22 | 530.0 | 255 | 1104 | 11.2 | 31 | 2600 | 23 | 46 | .4 |
| 5 | 26.00 | 673 | 9318 | 94.5 | 14 | 130.00 | 445 | 4136 | 41.9 | 23 | 640.0 | 176 | 849 | 8.6 | 32 | 3100 | 16 | 23 | .2 |
| 6 | 31.00 | 740 | 8645 | 87.7 | 15 | 150.00 | 500 | 3691 | 37.4 | 24 | 760.0 | 158 | 673 | 6.8 | 33 | 3700 | 6 | 7 | .0 |
| 7 | 38.00 | 617 | 7905 | 80.2 | 16 | 180.00 | 473 | 3191 | 32.4 | 25 | 910.0 | 128 | 515 | 5.2 | 34 | 4500 | 1 | 1 | .0 |
| 8 | 45.00 | 515 | 7288 | 73.9 | 17 | 220.00 | 341 | 2718 | 27.6 | 26 | 1100.0 | 104 | 387 | 3.9 | | | | | |

LOWEST MEAN DISCHARGE, IN CFS, AND RANKING, FOR THE FOLLOWING NUMBER OF CONSECUTIVE DAYS IN YEAR ENDING MARCH 31

| YEAR | 1 | | 3 | | 7 | | 14 | | 30 | | 60 | | 90 | | 120 | | 183 | | ANNUAL | |
|---|---|---|---|---|---|---|---|---|---|---|---|---|---|---|---|---|---|---|---|---|
| 1948 | 23.00 | 9 | 26.00 | 13 | 28.00 | 16 | 29.70 | 16 | 33.50 | 18 | 33.90 | 14 | 36.00 | 13 | 44.40 | 13 | 80.40 | 16 | 288.00 | 20 |
| 1949 | 21.00 | 8 | 21.00 | 6 | 21.00 | 5 | 22.40 | 6 | 24.10 | 5 | 26.50 | 7 | 29.70 | 7 | 33.30 | 8 | 45.40 | 8 | 244.00 | 15 |
| 1950 | 13.00 | 1 | 14.70 | 1 | 17.60 | 1 | 20.50 | 3 | 25.10 | 8 | 27.10 | 8 | 34.80 | 11 | 55.60 | 17 | 61.10 | 11 | 364.00 | 24 |
| 1951 | 46.00 | 27 | 46.00 | 27 | 48.10 | 27 | 52.00 | 27 | 61.80 | 27 | 126.00 | 26 | 124.00 | 26 | 141.00 | 26 | 174.00 | 24 | 395.00 | 27 |
| 1952 | 38.00 | 26 | 38.30 | 26 | 39.00 | 26 | 39.80 | 25 | 42.90 | 23 | 52.10 | 22 | 87.80 | 23 | 130.00 | 24 | 203.00 | 25 | 383.00 | 25 |
| 1953 | 29.00 | 19 | 30.30 | 18 | 31.10 | 18 | 31.80 | 18 | 32.50 | 16 | 33.50 | 13 | 36.40 | 14 | 39.50 | 11 | 52.60 | 10 | 165.00 | 6 |
| 1954 | 18.00 | 2 | 18.00 | 2 | 18.40 | 2 | 19.40 | 2 | 20.50 | 2 | 21.80 | 2 | 23.30 | 2 | 24.90 | 3 | 28.90 | 4 | 109.00 | 3 |
| 1955 | 31.00 | 21 | 31.00 | 21 | 32.90 | 20 | 37.00 | 23 | 50.80 | 24 | 150.00 | 27 | 163.00 | 27 | 172.00 | 27 | 234.00 | 27 | 340.00 | 23 |
| 1956 | 26.00 | 15 | 26.30 | 15 | 27.10 | 14 | 28.10 | 14 | 30.10 | 13 | 45.40 | 20 | 62.50 | 22 | 71.20 | 20 | 80.60 | 17 | 174.00 | 7 |
| 1957 | 25.00 | 12 | 26.00 | 14 | 26.10 | 11 | 26.60 | 11 | 27.30 | 10 | 29.20 | 10 | 31.50 | 8 | 34.60 | 9 | 45.20 | 7 | 184.00 | 9 |
| 1958 | 25.00 | 13 | 25.70 | 12 | 26.90 | 13 | 28.60 | 15 | 29.50 | 12 | 33.20 | 12 | 35.30 | 12 | 51.80 | 15 | 94.40 | 20 | 233.00 | 12 |
| 1959 | 34.00 | 24 | 35.00 | 24 | 37.10 | 24 | 39.00 | 24 | 53.20 | 25 | 86.90 | 24 | 113.00 | 25 | 133.00 | 25 | 168.00 | 23 | 296.00 | 21 |
| 1960 | 26.00 | 16 | 26.70 | 16 | 27.40 | 15 | 28.00 | 12 | 31.40 | 15 | 38.40 | 17 | 43.70 | 17 | 54.20 | 16 | 88.30 | 18 | 255.00 | 18 |
| 1961 | 25.00 | 14 | 25.00 | 11 | 25.60 | 10 | 26.20 | 10 | 27.60 | 11 | 28.50 | 9 | 31.80 | 9 | 32.80 | 7 | 36.10 | 5 | 198.00 | 10 |
| 1962 | 31.00 | 22 | 32.30 | 22 | 35.70 | 22 | 35.90 | 20 | 40.70 | 22 | 59.30 | 23 | 57.70 | 21 | 64.20 | 18 | 71.80 | 14 | 236.00 | 14 |
| 1963 | 24.00 | 10 | 24.00 | 9 | 24.30 | 9 | 24.90 | 8 | 25.00 | 7 | 25.90 | 5 | 26.10 | 4 | 26.80 | 4 | 28.00 | 2 | 99.70 | 2 |
| 1964 | 20.00 | 5 | 20.70 | 4 | 20.90 | 4 | 21.30 | 4 | 21.70 | 3 | 23.20 | 3 | 23.80 | 3 | 24.30 | 2 | 28.50 | 3 | 77.10 | 1 |
| 1965 | 18.00 | 3 | 18.00 | 3 | 18.40 | 3 | 19.20 | 1 | 19.70 | 1 | 20.30 | 1 | 20.50 | 1 | 21.50 | 1 | 26.00 | 1 | 155.00 | 5 |
| 1966 | 29.00 | 20 | 30.70 | 19 | 34.70 | 21 | 36.10 | 21 | 40.00 | 21 | 48.10 | 21 | 53.20 | 19 | 67.00 | 19 | 89.50 | 19 | 234.00 | 13 |
| 1967 | 20.00 | 4 | 21.00 | 5 | 21.90 | 6 | 21.90 | 5 | 22.90 | 4 | 25.30 | 4 | 27.20 | 5 | 37.10 | 10 | 61.20 | 12 | 245.00 | 16 |
| 1968 | 21.00 | 6 | 21.70 | 7 | 22.40 | 7 | 23.60 | 7 | 24.50 | 6 | 26.20 | 6 | 29.10 | 6 | 32.50 | 6 | 46.60 | 9 | 248.00 | 17 |
| 1969 | 34.00 | 25 | 35.00 | 25 | 35.90 | 23 | 36.20 | 22 | 36.60 | 19 | 42.50 | 19 | 57.50 | 20 | 78.80 | 22 | 130.00 | 22 | 271.00 | 19 |
| 1970 | 27.00 | 17 | 28.00 | 17 | 29.30 | 17 | 30.10 | 17 | 33.00 | 17 | 34.30 | 15 | 37.00 | 15 | 43.90 | 12 | 70.80 | 13 | 178.00 | 8 |
| 1971 | 24.00 | 11 | 24.70 | 10 | 26.70 | 12 | 28.10 | 13 | 30.60 | 14 | 38.10 | 16 | 41.40 | 16 | 45.50 | 14 | 74.30 | 15 | 227.00 | 11 |
| 1972 | 21.00 | 7 | 23.00 | 8 | 24.30 | 8 | 25.70 | 9 | 26.40 | 9 | 31.50 | 11 | 33.00 | 10 | 32.30 | 5 | 40.20 | 6 | 116.00 | 4 |
| 1973 | 33.00 | 23 | 34.70 | 23 | 38.10 | 25 | 42.30 | 26 | 58.20 | 26 | 104.00 | 25 | 106.00 | 24 | 116.00 | 23 | 229.00 | 26 | 391.00 | 26 |

HIGHEST MEAN DISCHARGE, IN CFS, AND RANKING, FOR THE FOLLOWING NUMBER OF CONSECUTIVE DAYS IN YEAR ENDING SEPTEMBER 30

| YEAR | 1 | 3 | 7 | 15 | 30 | 60 | 90 | 120 | 183 | ANNUAL |
|---|---|---|---|---|---|---|---|---|---|---|
| 1948 | 2550.0 16 | 2090.0 15 | 1320.0 20 | 1200.0 14 | 746.0 18 | 729.0 7 | 621.0 8 | 507.0 10 | 406.0 12 | 240.0 12 |
| 1949 | 3680.0 6 | 2950.0 7 | 1870.0 9 | 1220.0 12 | 877.0 11 | 774.0 5 | 592.0 10 | 490.0 12 | 392.0 14 | 220.0 14 |
| 1950 | 4660.0 1 | 3720.0 2 | 2410.0 4 | 1930.0 2 | 1460.0 1 | 1210.0 1 | 1130.0 1 | 1120.0 1 | 819.0 1 | 485.0 1 |
| 1951 | 2820.0 11 | 2430.0 11 | 1810.0 10 | 1250.0 11 | 888.0 10 | 694.0 8 | 679.0 5 | 599.0 5 | 566.0 2 | 377.0 3 |
| 1952 | 2680.0 14 | 1960.0 18 | 1430.0 14 | 1260.0 9 | 997.0 5 | 743.0 6 | 694.0 4 | 650.0 4 | 529.0 4 | 320.0 4 |
| 1953 | 1300.0 25 | 1070.0 25 | 645.0 26 | 559.0 26 | 402.0 26 | 302.0 27 | 285.0 26 | 246.0 25 | 200.0 25 | 118.0 25 |
| 1954 | 2680.0 15 | 2070.0 16 | 1340.0 18 | 982.0 18 | 763.0 16 | 544.0 20 | 425.0 20 | 375.0 20 | 313.0 17 | 180.0 20 |
| 1955 | 2800.0 12 | 2600.0 10 | 2200.0 6 | 1380.0 7 | 832.0 14 | 547.0 19 | 497.0 13 | 454.0 15 | 437.0 9 | 270.0 9 |
| 1956 | 4380.0 3 | 3240.0 6 | 2090.0 8 | 1760.0 3 | 1150.0 3 | 690.0 9 | 663.0 6 | 573.0 6 | 403.0 13 | 256.0 10 |
| 1957 | 2430.0 17 | 2130.0 14 | 1690.0 13 | 1250.0 10 | 956.0 6 | 580.0 13 | 450.0 18 | 387.0 18 | 304.0 19 | 171.0 23 |
| 1958 | 1890.0 22 | 1760.0 21 | 1160.0 22 | 901.0 22 | 578.0 24 | 386.0 25 | 312.0 24 | 286.0 24 | 238.0 24 | 203.0 16 |
| 1959 | 3960.0 4 | 3550.0 3 | 3130.0 1 | 1970.0 1 | 1340.0 2 | 1030.0 2 | 815.0 2 | 689.0 2 | 510.0 6 | 292.0 7 |
| 1960 | 2880.0 9 | 2360.0 12 | 1700.0 12 | 981.0 19 | 709.0 20 | 548.0 17 | 530.0 12 | 479.0 14 | 463.0 8 | 300.0 6 |
| 1961 | 1660.0 24 | 1300.0 24 | 1160.0 23 | 993.0 17 | 755.0 17 | 561.0 15 | 494.0 14 | 398.0 16 | 283.0 22 | 162.0 24 |
| 1962 | 2340.0 19 | 1950.0 19 | 1380.0 15 | 1200.0 15 | 862.0 12 | 579.0 14 | 467.0 17 | 389.0 17 | 305.0 18 | 179.0 21 |
| 1963 | 1180.0 26 | 1030.0 26 | 934.0 25 | 845.0 23 | 610.0 23 | 401.0 24 | 295.0 25 | 239.0 26 | 181.0 26 | 105.0 26 |
| 1964 | 1180.0 27 | 874.0 27 | 608.0 27 | 531.0 27 | 399.0 27 | 335.0 26 | 251.0 27 | 202.0 27 | 146.0 27 | 85.3 27 |
| 1965 | 2070.0 21 | 1740.0 22 | 1320.0 19 | 916.0 21 | 686.0 21 | 658.0 11 | 612.0 9 | 516.0 9 | 362.0 15 | 208.0 15 |
| 1966 | 3280.0 8 | 2630.0 8 | 1800.0 11 | 1210.0 13 | 790.0 15 | 460.0 23 | 368.0 23 | 327.0 22 | 314.0 16 | 193.0 18 |
| 1967 | 4460.0 2 | 3930.0 1 | 2780.0 2 | 1640.0 4 | 943.0 7 | 559.0 16 | 468.0 16 | 505.0 11 | 420.0 10 | 238.0 13 |
| 1968 | 3850.0 5 | 3310.0 4 | 2420.0 3 | 1500.0 6 | 917.0 8 | 807.0 4 | 632.0 7 | 557.0 7 | 473.0 7 | 311.0 5 |
| 1969 | 3610.0 7 | 3290.0 5 | 2240.0 5 | 1340.0 8 | 890.0 9 | 662.0 10 | 493.0 15 | 484.0 13 | 407.0 11 | 246.0 11 |
| 1970 | 1670.0 23 | 1540.0 23 | 1070.0 24 | 799.0 25 | 641.0 22 | 521.0 21 | 438.0 19 | 385.0 19 | 287.0 20 | 174.0 22 |
| 1971 | 2850.0 10 | 2170.0 13 | 1340.0 16 | 923.0 20 | 735.0 19 | 547.0 18 | 405.0 21 | 362.0 21 | 286.0 21 | 181.0 19 |
| 1972 | 2400.0 18 | 1980.0 17 | 1340.0 17 | 827.0 24 | 542.0 25 | 466.0 22 | 379.0 22 | 307.0 23 | 259.0 23 | 198.0 17 |
| 1973 | 2300.0 20 | 1910.0 20 | 1230.0 21 | 1040.0 16 | 834.0 13 | 638.0 12 | 582.0 11 | 524.0 8 | 535.0 3 | 379.0 2 |

STATISTICS ON NORMAL MONTHLY MEANS(ALL DAYS)

| OCT | NOV | DEC | JAN | FEB | MARCH | APRIL | MAY | JUNE | JULY | AUG | SEPT |
|---|---|---|---|---|---|---|---|---|---|---|---|
| BY ROWS(MEAN,VARIANCE,STANDARD DEVIATION, SKEWNESS, COEFF. OF VARIATION,PERCENTAGE OF AVERAGE FLOW) | | | | | | | | | | | |
| 0.1005E+03 | 0.1522E+03 | 0.2614E+03 | 0.3232E+03 | 0.3886E+03 | 0.4600E+03 | 0.4420E+03 | 0.2767E+03 | 0.1558E+03 | 0.1119E+03 | 0.7476E+02 | 0.7558E+02 |
| 0.2541E+05 | 0.2375E+05 | 0.6579E+05 | 0.1092E+06 | 0.8919E+05 | 0.4842E+05 | 0.5896E+05 | 0.2972E+05 | 0.1518E+05 | 0.8246E+04 | 0.3331E+04 | 0.1128E+05 |
| 0.1594E+03 | 0.1541E+03 | 0.2565E+03 | 0.3304E+03 | 0.2986E+03 | 0.2201E+03 | 0.2428E+03 | 0.1724E+03 | 0.1232E+03 | 0.9081E+02 | 0.5772E+02 | 0.1062E+03 |
| 0.3893E+01 | 0.2460E+01 | 0.1281E+01 | 0.1780E+01 | 0.1173E+01 | 0.7857E+00 | 0.1072E+01 | 0.2365E+01 | 0.1969E+01 | 0.1943E+01 | 0.1537E+01 | 0.2917E+01 |
| 0.1587E+01 | 0.1013E+01 | 0.9814E+00 | 0.1023E+01 | 0.7686E+00 | 0.4783E+00 | 0.5494E+00 | 0.6229E+00 | 0.7908E+00 | 0.8118E+00 | 0.7720E+00 | 0.1405E+01 |
| 0.3559E+01 | 0.5392E+01 | 0.9260E+01 | 0.1145E+02 | 0.1377E+02 | 0.1630E+02 | 0.1566E+02 | 0.9805E+01 | 0.5520E+01 | 0.3963E+01 | 0.2649E+01 | 0.2678E+01 |

STATISTICS ON NORMAL ANNUAL MEANS(ALL DAYS)

| MEAN | VARIANCE | STANDARD DEVIATION | SKEWNESS | COEFF. OF VARIATION | SERIAL CORR |
|---|---|---|---|---|---|
| 0.2344E+03 | 0.8248E+04 | 0.9082E+02 | 0.8526E+00 | 0.3875E+00 | 0.3752E+00 |

STATISTICS ON LOG MONTHLY MEANS(ALL DAYS)

| OCT | NOV | DEC | JAN | FEB | MARCH | APRIL | MAY | JUNE | JULY | AUG | SEPT |
|---|---|---|---|---|---|---|---|---|---|---|---|
| BY ROWS(MEAN,VARIANCE,STANDARD DEVIATION, SKEWNESS, COEFF. OF VARIATION,PERCENTAGE OF AVERAGE FLOW) | | | | | | | | | | | |
| 0.1782E+01 | 0.1993E+01 | 0.2183E+01 | 0.2290E+01 | 0.2435E+01 | 0.2613E+01 | 0.2582E+01 | 0.2374E+01 | 0.2095E+01 | 0.1942E+01 | 0.1773E+01 | 0.1678E+01 |
| 0.1459E+00 | 0.1817E+00 | 0.2469E+00 | 0.2236E+00 | 0.1788E+00 | 0.4744E-01 | 0.5933E-01 | 0.6282E-01 | 0.7949E-01 | 0.8743E-01 | 0.8401E-01 | 0.1267E+00 |
| 0.3820E+00 | 0.4263E+00 | 0.4968E+00 | 0.4729E+00 | 0.4228E+00 | 0.2178E+00 | 0.2436E+00 | 0.2506E+00 | 0.2819E+00 | 0.2957E+00 | 0.2899E+00 | 0.3559E+00 |
| 0.1201E+01 | 0.1733E-01 | -0.1641E+00 | -0.1805E+00 | -0.8174E+00 | -0.2558E+00 | -0.1230E+00 | -0.1871E+00 | 0.7098E+00 | 0.6471E+00 | 0.6084E+00 | 0.1679E+01 |
| 0.2144E+00 | 0.2139E+00 | 0.2276E+00 | 0.2065E+00 | 0.1737E+00 | 0.8336E-01 | 0.9433E-01 | 0.1056E+00 | 0.1346E+00 | 0.1522E+00 | 0.1635E+00 | 0.2122E+00 |
| 0.6922E+01 | 0.7744E+01 | 0.8480E+01 | 0.8897E+01 | 0.9459E+01 | 0.1015E+02 | 0.1003E+02 | 0.9224E+01 | 0.8138E+01 | 0.7547E+01 | 0.6887E+01 | 0.6518E+01 |

STATISTICS ON LOG ANNUAL MEANS(ALL DAYS)

| MEAN | VARIANCE | STANDARD DEVIATION | SKEWNESS | COEFF. OF VARIATION | SERIAL CORR |
|---|---|---|---|---|---|
| 0.2338E+01 | 0.2976E-01 | 0.1725E+00 | -0.3452E+00 | 0.7378E-01 | 0.3894E+00 |

ANNUAL PEAKS

| | | | |
|---|---|---|---|
| 1947 | 3050 | 1961 | 1840 |
| 1948 | 3000 | 1962 | 2580 |
| 1949 | 3980 | 1963 | 1300 |
| 1950 | 4870 | 1964 | 1300 |
| 1951 | 3100 | 1965 | 2200 |
| 1952 | 2910 | 1966 | 3460 |
| 1953 | 1580 | 1967 | 4590 |
| 1954 | 2780 | 1968 | 4170 |
| 1955 | 2800 | 1969 | 3850 |
| 1956 | 4660 | 1970 | 1770 |
| 1957 | 2480 | 1971 | 3120 |
| 1958 | 2120 | 1972 | 2520 |
| 1959 | 4100 | 1973 | 2410 |
| 1960 | 3040 | | |

## 04180500 St. Joseph River near Ft. Wayne, Ind.

LOCATION.--Lat 41°10', long 85°04', in SW¼NW¼SE¼ sec.4, T.31 N., R.13 E., at upstream side of bridge on Mayhew Road, 3.5 miles (5.6 km) downstream from Cedar Creek and 8 miles (13 km) northeast of Ft. Wayne.

DRAINAGE AREA.--1,060 mi² (2,745 km²). Prior to July 1906, 1,091 mi² (2,826 km²).

REMARKS.--Flow affected at low stage by pumping plant 5.5 miles (8.8 km) below station. Prior to July 1906, small amount of diversion around station by canal taking off at dam 4 miles (6 km) upstream.

### DURATION TABLE OF DAILY DISCHARGE FOR YEAR ENDING SEPTEMBER 30

| CLASS | 0 | 1 | 2 | 3 | 4 | 5 | 6 | 7 | 8 | 9 | 10 | 11 | 12 | 13 | 14 | 15 | 16 | 17 | 18 | 19 | 20 | 21 | 22 | 23 | 24 | 25 | 26 | 27 | 28 | 29 | 30 | 31 | 32 | 33 | 34 | |
|---|---|---|---|---|---|---|---|---|---|---|---|---|---|---|---|---|---|---|---|---|---|---|---|---|---|---|---|---|---|---|---|---|---|---|---|---|
| YEAR | NUMBER OF DAYS IN CLASS | | | | | | | | | | | | | | | | | | | | | | | | | | | | | | | | | | | CFS_DAYS |
| 1942 | | 1 | 1 | 1 | 10 | 8 | 9 | 16 | 36 | 22 | 28 | 26 | 27 | 16 | 15 | 19 | 17 | 16 | 13 | 12 | 9 | 8 | 12 | 7 | 9 | 3 | 7 | 4 | 6 | 5 | 2 | | | | | 273199.0 |
| 1943 | | | | | | | | | 3 | 12 | 32 | 14 | 17 | 17 | 11 | 12 | 21 | 37 | 20 | 25 | 14 | 18 | 19 | 13 | 18 | 15 | 9 | 6 | 3 | 5 | 8 | 6 | 6 | 4 | | 557408.0 |
| 1944 | | | | | 8 | 16 | 19 | 27 | 48 | 23 | 35 | 27 | 15 | 5 | 12 | 6 | 8 | 6 | 10 | 9 | 16 | 12 | 10 | 7 | 12 | 6 | 5 | 5 | 6 | 4 | 5 | 2 | 2 | | | 317425.0 |
| 1945 | | | | | 3 | 27 | 58 | 48 | 18 | 11 | 20 | 17 | 10 | 9 | 12 | 10 | 12 | 21 | 16 | 10 | 7 | 4 | 6 | 11 | 8 | 5 | 3 | 3 | 2 | 4 | 4 | 1 | 5 | | | 282351.0 |
| 1946 | | | | 8 | 12 | 23 | 13 | 8 | 10 | 14 | 50 | 34 | 22 | 16 | 24 | 14 | 14 | 12 | 10 | 11 | 14 | 6 | 9 | 13 | 12 | 6 | 4 | 2 | 2 | 2 | | | | | | 229486.0 |
| 1947 | | | | 16 | 2 | 3 | 17 | 15 | 32 | 22 | 34 | 24 | 16 | 19 | 16 | 6 | 3 | 8 | 4 | 23 | 11 | 14 | 8 | 12 | 14 | 12 | 15 | 9 | 4 | 1 | 5 | | | | | 335730.0 |
| 1948 | | | | 2 | 16 | 12 | 13 | 33 | 16 | 8 | 24 | 19 | 17 | 19 | 22 | 14 | 19 | 21 | 8 | 10 | 12 | 14 | 14 | 11 | 3 | 8 | 9 | 11 | 4 | 5 | 2 | | | | | 312275.0 |
| 1949 | | | | | 7 | 28 | 31 | 18 | 26 | 15 | 26 | 15 | 15 | 11 | 7 | 22 | 20 | 14 | 17 | 13 | 14 | 8 | 13 | 7 | 6 | 9 | 7 | 3 | 5 | 3 | 3 | 1 | 1 | | | 291417.0 |
| 1950 | | | | | 1 | 2 | 1 | 1 | 22 | 31 | 20 | 9 | 16 | 14 | 23 | 16 | 16 | 11 | 9 | 9 | 11 | 20 | 14 | 8 | 16 | 15 | 15 | 7 | 15 | 13 | 14 | 11 | 2 | 3 | | 653264.0 |
| 1951 | | | | | | | | | 7 | 7 | 28 | 10 | 19 | 12 | 14 | 33 | 19 | 22 | 16 | 20 | 19 | 18 | 16 | 9 | 16 | 13 | 20 | 17 | 13 | 10 | 3 | 2 | 2 | | | 540081.0 |
| 1952 | | | | | | | 6 | 19 | 38 | 23 | 17 | 11 | 9 | 5 | 14 | 16 | 24 | 16 | 19 | 19 | 16 | 12 | 13 | 9 | 13 | 14 | 10 | 15 | 15 | 7 | 5 | 1 | | | | 455656.0 |
| 1953 | | | 1 | 3 | 12 | 38 | 23 | 44 | 36 | 19 | 39 | 10 | 8 | 10 | 9 | 10 | 22 | 21 | 19 | 9 | 9 | 10 | 2 | 3 | 4 | 1 | 1 | 2 | | | | | | | | 144569.0 |
| 1954 | | 9 | 13 | 15 | 21 | 26 | 29 | 33 | 23 | 9 | 20 | 15 | 13 | 11 | 5 | 12 | 12 | 21 | 10 | 12 | 12 | 5 | 6 | 6 | 6 | 8 | 8 | 6 | 3 | 1 | 1 | | | | | 223139.0 |
| 1955 | | | | | 12 | 19 | 11 | 6 | 9 | 17 | 7 | 10 | 10 | 12 | 14 | 25 | 36 | 35 | 11 | 19 | 19 | 14 | 17 | 11 | 6 | 9 | 5 | 9 | 9 | 7 | 5 | 1 | | | | 326281.0 |

| CLASS | CFS | TOTAL | ACCUM | PERCT | CLASS | CFS | TOTAL | ACCUM | PERCT | CLASS | CFS | TOTAL | ACCUM | PERCT | CLASS | CFS | TOTAL | ACCUM | PERCT |
|---|---|---|---|---|---|---|---|---|---|---|---|---|---|---|---|---|---|---|---|
| 0 | 0.00 | 0 | 5113 | 100.0 | 9 | 150.00 | 223 | 3904 | 76.4 | 18 | 710.0 | 190 | 1749 | 34.2 | 27 | 3500 | 99 | 351 | 6.8 |
| 1 | 36.00 | 10 | 5113 | 100.0 | 10 | 170.00 | 383 | 3681 | 72.0 | 19 | 850.0 | 201 | 1559 | 30.5 | 28 | 4100 | 85 | 252 | 4.9 |
| 2 | 43.00 | 15 | 5103 | 99.8 | 11 | 210.00 | 241 | 3298 | 64.5 | 20 | 1000.0 | 178 | 1358 | 26.6 | 29 | 4900 | 65 | 167 | 3.2 |
| 3 | 51.00 | 57 | 5088 | 99.5 | 12 | 250.00 | 216 | 3057 | 59.8 | 21 | 1200.0 | 166 | 1180 | 23.1 | 30 | 5800 | 53 | 102 | 1.9 |
| 4 | 61.00 | 111 | 5031 | 98.4 | 13 | 300.00 | 178 | 2841 | 55.6 | 22 | 1400.0 | 153 | 1014 | 19.8 | 31 | 7000 | 24 | 49 | .9 |
| 5 | 73.00 | 188 | 4920 | 96.2 | 14 | 350.00 | 209 | 2663 | 52.1 | 23 | 1700.0 | 122 | 861 | 16.8 | 32 | 8300 | 18 | 25 | .4 |
| 6 | 87.00 | 225 | 4732 | 92.5 | 15 | 420.00 | 226 | 2454 | 48.0 | 24 | 2000.0 | 146 | 739 | 14.5 | 33 | 9900 | 7 | 7 | .1 |
| 7 | 100.00 | 271 | 4507 | 88.1 | 16 | 500.00 | 242 | 2228 | 43.6 | 25 | 2400.0 | 120 | 593 | 11.6 | 34 | 12000 | | | |
| 8 | 120.00 | 232 | 4236 | 82.8 | 17 | 600.00 | 237 | 1986 | 38.8 | 26 | 2900.0 | 122 | 473 | 9.3 | | | | | |

### LOWEST MEAN DISCHARGE, IN CFS, AND RANKING, FOR THE FOLLOWING NUMBER OF CONSECUTIVE DAYS IN YEAR ENDING MARCH 31

| YEAR | 1 | | 3 | | 7 | | 14 | | 30 | | 60 | | 90 | | 120 | | 183 | | ANNUAL | |
|---|---|---|---|---|---|---|---|---|---|---|---|---|---|---|---|---|---|---|---|---|
| 1943 | 77.00 | 8 | 87.70 | 10 | 93.60 | 11 | 122.00 | 11 | 177.00 | 12 | 319.00 | 12 | 293.00 | 12 | 399.00 | 11 | 388.00 | 10 | 997.00 | 7 |
| 1944 | 86.00 | 10 | 86.70 | 9 | 91.70 | 9 | 99.30 | 10 | 120.00 | 10 | 160.00 | 8 | 187.00 | 8 | 226.00 | 8 | 244.00 | 7 | 1160.00 | 9 |
| 1945 | 62.00 | 5 | 63.70 | 5 | 65.90 | 5 | 74.90 | 5 | 85.30 | 5 | 95.20 | 4 | 94.10 | 4 | 97.60 | 3 | 104.00 | 1 | 779.00 | 4 |
| 1946 | 88.00 | 11 | 90.00 | 11 | 92.30 | 10 | 93.60 | 9 | 105.00 | 9 | 224.00 | 11 | 264.00 | 9 | 327.00 | 9 | 356.00 | 9 | 978.00 | 6 |
| 1947 | 51.00 | 3 | 52.70 | 3 | 53.10 | 3 | 54.40 | 3 | 57.60 | 2 | 71.30 | 2 | 78.70 | 2 | 96.20 | 2 | 158.00 | 5 | 514.00 | 2 |
| 1948 | 64.00 | 7 | 73.00 | 7 | 88.30 | 8 | 89.90 | 8 | 103.00 | 8 | 159.00 | 7 | 155.00 | 7 | 186.00 | 6 | 312.00 | 8 | 1160.00 | 10 |
| 1949 | 58.00 | 4 | 59.70 | 4 | 60.90 | 4 | 65.40 | 4 | 71.20 | 4 | 79.00 | 3 | 90.10 | 3 | 101.00 | 4 | 149.00 | 3 | 868.00 | 5 |
| 1950 | 63.00 | 6 | 67.70 | 6 | 70.90 | 6 | 84.90 | 6 | 90.90 | 6 | 101.00 | 5 | 119.00 | 6 | 198.00 | 7 | 230.00 | 6 | 1310.00 | 11 |
| 1951 | 140.00 | 13 | 144.00 | 13 | 153.00 | 13 | 184.00 | 13 | 229.00 | 13 | 421.00 | 13 | 406.00 | 13 | 499.00 | 13 | 532.00 | 11 | 1560.00 | 13 |
| 1952 | 122.00 | 12 | 127.00 | 12 | 129.00 | 12 | 139.00 | 12 | 155.00 | 11 | 182.00 | 9 | 290.00 | 11 | 437.00 | 12 | 728.00 | 13 | 1480.00 | 12 |
| 1953 | 80.00 | 9 | 82.70 | 8 | 86.90 | 7 | 89.80 | 7 | 97.40 | 7 | 105.00 | 6 | 111.00 | 5 | 121.00 | 5 | 154.00 | 4 | 593.00 | 3 |
| 1954 | 45.00 | 2 | 45.70 | 2 | 49.00 | 2 | 52.20 | 2 | 61.70 | 3 | 67.40 | 1 | 70.30 | 1 | 75.80 | 1 | 109.00 | 2 | 416.00 | 1 |
| 1955 | 36.00 | 1 | 36.30 | 1 | 37.40 | 1 | 40.80 | 1 | 56.20 | 1 | 220.00 | 10 | 265.00 | 10 | 327.00 | 10 | 619.00 | 12 | 1090.00 | 8 |

### HIGHEST MEAN DISCHARGE, IN CFS, AND RANKING, FOR THE FOLLOWING NUMBER OF CONSECUTIVE DAYS IN YEAR ENDING SEPTEMBER 30

| YEAR | 1 | | 3 | | 7 | | 15 | | 30 | | 60 | | 90 | | 120 | | 183 | | ANNUAL | |
|---|---|---|---|---|---|---|---|---|---|---|---|---|---|---|---|---|---|---|---|---|
| 1942 | 6380.0 | 10 | 6000.0 | 10 | 4930.0 | 9 | 4630.0 | 7 | 3150.0 | 7 | 2430.0 | 10 | 2060.0 | 10 | 1630.0 | 10 | 1190.0 | 11 | 748.0 | 11 |
| 1943 | 10400.0 | 2 | 10200.0 | 2 | 9550.0 | 1 | 8820.0 | 1 | 6170.0 | 1 | 3730.0 | 2 | 3200.0 | 2 | 2810.0 | 2 | 2390.0 | 2 | 1530.0 | 2 |
| 1944 | 9730.0 | 3 | 9100.0 | 4 | 7710.0 | 4 | 5690.0 | 3 | 3950.0 | 4 | 3240.0 | 3 | 2660.0 | 5 | 2240.0 | 5 | 1550.0 | 6 | 867.0 | 7 |
| 1945 | 9730.0 | 4 | 9560.0 | 3 | 8510.0 | 3 | 5400.0 | 5 | 3080.0 | 8 | 2580.0 | 9 | 2270.0 | 8 | 1960.0 | 7 | 1430.0 | 9 | 774.0 | 10 |
| 1946 | 5710.0 | 13 | 4890.0 | 13 | 3100.0 | 13 | 2160.0 | 13 | 1770.0 | 13 | 1330.0 | 13 | 1340.0 | 13 | 1100.0 | 13 | 963.0 | 13 | 629.0 | 12 |
| 1947 | 6880.0 | 8 | 6670.0 | 7 | 5670.0 | 8 | 4000.0 | 10 | 3710.0 | 6 | 2900.0 | 5 | 2530.0 | 6 | 2030.0 | 6 | 1650.0 | 5 | 920.0 | 5 |
| 1948 | 6550.0 | 9 | 6060.0 | 9 | 4730.0 | 11 | 4110.0 | 9 | 3030.0 | 10 | 2760.0 | 7 | 2290.0 | 7 | 1870.0 | 8 | 1500.0 | 7 | 853.0 | 8 |
| 1949 | 8400.0 | 6 | 7700.0 | 6 | 6660.0 | 6 | 4580.0 | 8 | 3000.0 | 11 | 2730.0 | 8 | 2120.0 | 9 | 1790.0 | 9 | 1410.0 | 10 | 798.0 | 9 |
| 1950 | 11900.0 | 1 | 11300.0 | 1 | 9340.0 | 2 | 7780.0 | 2 | 5620.0 | 2 | 4560.0 | 1 | 4240.0 | 1 | 4160.0 | 1 | 3120.0 | 1 | 1790.0 | 1 |
| 1951 | 8600.0 | 5 | 8270.0 | 5 | 7230.0 | 5 | 5460.0 | 4 | 3930.0 | 5 | 3060.0 | 4 | 2840.0 | 3 | 2440.0 | 4 | 2290.0 | 3 | 1480.0 | 3 |
| 1952 | 7170.0 | 7 | 6330.0 | 8 | 5790.0 | 7 | 5200.0 | 6 | 4070.0 | 3 | 2890.0 | 6 | 2770.0 | 4 | 2600.0 | 3 | 2110.0 | 4 | 1240.0 | 4 |
| 1953 | 4080.0 | 14 | 3760.0 | 14 | 2520.0 | 14 | 2070.0 | 14 | 1470.0 | 14 | 1150.0 | 14 | 998.0 | 14 | 849.0 | 14 | 659.0 | 14 | 396.0 | 14 |
| 1954 | 6120.0 | 11 | 5400.0 | 11 | 4700.0 | 12 | 3820.0 | 11 | 3070.0 | 9 | 2230.0 | 11 | 1780.0 | 11 | 1440.0 | 12 | 1090.0 | 12 | 611.0 | 13 |
| 1955 | 5850.0 | 12 | 5220.0 | 12 | 4770.0 | 10 | 3570.0 | 12 | 2300.0 | 12 | 1710.0 | 12 | 1760.0 | 12 | 1570.0 | 11 | 1450.0 | 8 | 894.0 | 6 |

STATISTICS ON NORMAL MONTHLY MEANS(ALL DAYS)

| OCT | NOV | DEC | JAN | FEB | MARCH | APRIL | MAY | JUNE | JULY | AUG | SEPT |
|---|---|---|---|---|---|---|---|---|---|---|---|
| BY ROWS(MEAN,VARIANCE,STANDARD DEVIATION, SKEWNESS, COEFF. OF VARIATION,PERCENTAGE OF AVERAGE FLOW) | | | | | | | | | | | |
| 0.3537E+03 | 0.4360E+03 | 0.6573E+03 | 0.1475E+04 | 0.1584E+04 | 0.2103E+04 | 0.1988E+04 | 0.1508E+04 | 0.6404E+03 | 0.4467E+03 | 0.2527E+03 | 0.1937E+03 |
| 0.2516E+06 | 0.1680E+06 | 0.3246E+06 | 0.2094E+07 | 0.8158E+06 | 0.5824E+06 | 0.1808E+07 | 0.2115E+07 | 0.1217E+06 | 0.2353E+06 | 0.3473E+05 | 0.3774E+05 |
| 0.5016E+03 | 0.4099E+03 | 0.5697E+03 | 0.1447E+04 | 0.9032E+03 | 0.7632E+03 | 0.1345E+04 | 0.1454E+04 | 0.3489E+03 | 0.4851E+03 | 0.1864E+03 | 0.1943E+03 |
| 0.2807E+01 | 0.1209E+01 | 0.1426E+01 | 0.1279E+01 | 0.6229E+00 | 0.6446E+00 | 0.9185E+00 | 0.2234E+01 | 0.8401E+00 | 0.1980E+01 | 0.1821E+01 | 0.2092E+01 |
| 0.1418E+01 | 0.9401E+00 | 0.8668E+00 | 0.9813E+00 | 0.570 4E+00 | 0.3628E+00 | 0.6770E+00 | 0.9644E+00 | 0.5448E+00 | 0.1086E+01 | 0.7376E+00 | 0.1003E+01 |
| 0.3039E+01 | 0.3747E+01 | 0.5649E+01 | 0.1267E+02 | 0.1361E+02 | 0.1808E+02 | 0.1707E+02 | 0.1296E+02 | 0.5503E+01 | 0.3839E+01 | 0.2171E+01 | 0.1665E+01 |

STATISTICS ON NORMAL ANNUAL MEANS(ALL DAYS)

| MEAN | VARIANCE | STANDARD DEVIATION | SKEWNESS | COEFF. OF VARIATION | SERIAL CORR |
|---|---|---|---|---|---|
| 0.9666E+03 | 0.1571E+06 | 0.3963E+03 | 0.8596E+00 | 0.4100E+00 | 0.2195E+00 |

STATISTICS ON LOG MONTHLY MEANS(ALL DAYS)

| OCT | NOV | DEC | JAN | FEB | MARCH | APRIL | MAY | JUNE | JULY | AUG | SEPT |
|---|---|---|---|---|---|---|---|---|---|---|---|
| BY ROWS(MEAN,VARIANCE,STANDARD DEVIATION, SKEWNESS, COEFF. OF VARIATION,PERCENTAGE OF AVERAGE FLOW) | | | | | | | | | | | |
| 0.2306E+01 | 0.2466E+01 | 0.2654E+01 | 0.2922E+01 | 0.3126E+01 | 0.3295E+01 | 0.3194E+01 | 0.3026E+01 | 0.2744E+01 | 0.2485E+01 | 0.2314E+01 | 0.2143E+01 |
| 0.1856E+00 | 0.1606E+00 | 0.1721E+00 | 0.2877E+00 | 0.7533E-01 | 0.2681E-01 | 0.1095E+00 | 0.1432E+00 | 0.6337E-01 | 0.1287E+00 | 0.7773E-01 | 0.1158E+00 |
| 0.4308E+00 | 0.4007E+00 | 0.4149E+00 | 0.5364E+00 | 0.2745E+00 | 0.1638E+00 | 0.3310E+00 | 0.3784E+00 | 0.2517E+00 | 0.3587E+00 | 0.2788E+00 | 0.3403E+00 |
| 0.1014E+01 | 0.3912E+00 | -0.2387E+00 | -0.3789E+00 | -0.3912E+00 | -0.3909E+00 | -0.4936E+00 | 0.1243E+00 | -0.4264E+00 | 0.1076E+01 | 0.5435E+00 | 0.9844E+00 |
| 0.1868E+00 | 0.1625E+00 | 0.1563E+00 | 0.1836E+00 | 0.8780E-01 | 0.4969E-01 | 0.1036E+00 | 0.1251E+00 | 0.9176E-01 | 0.1444E+00 | 0.1205E+00 | 0.1588E+00 |
| 0.7058E+01 | 0.7548E+01 | 0.8123E+01 | 0.8942E+01 | 0.9567E+01 | 0.1009E+02 | 0.9776E+01 | 0.9260E+01 | 0.8396E+01 | 0.7605E+01 | 0.7081E+01 | 0.6558E+01 |

STATISTICS ON LOG ANNUAL MEANS(ALL DAYS)

| MEAN | VARIANCE | STANDARD DEVIATION | SKEWNESS | COEFF. OF VARIATION | SERIAL CORR |
|---|---|---|---|---|---|
| 0.2952E+01 | 0.3094E-01 | 0.1759E+00 | -0.1584E-01 | 0.5957E-01 | 0.1964E+00 |

**ANNUAL PEAKS**

| | |
|---|---|
| 1913 | 16500 |
| 1942 | 6650 |
| 1943 | 10600 |
| 1944 | 10100 |
| 1945 | 10000 |
| 1946 | 6070 |
| 1947 | 6970 |
| 1948 | 6750 |
| 1949 | 8620 |
| 1950 | 12200 |
| 1951 | 8700 |
| 1952 | 7350 |
| 1953 | 4400 |
| 1954 | 6210 |
| 1955 | 6930 |

## 04181500 St. Marys River at Decatur, Ind.

LOCATION.--Lat 40°50'55", long 84°56'16", in SW¼SW¼ sec.27, T.28 N., R.14 E., Adams County, on right bank 10 ft (3 m) downstream from bridge on U.S. Highway 27, 0.5 mile (0.8 km) upstream from Holthouse ditch, and 1.3 miles (2.1 km) north of Decatur.

DRAINAGE AREA.--621 $mi^2$ (1,608 $km^2$).

REMARKS.--Flow regulated by Grand Lake. Slight diversion from or into Wabash River basin and into Miami and Erie Canal.

### DURATION TABLE OF DAILY DISCHARGE FOR YEAR ENDING SEPTEMBER 30

| CLASS | 0 | 1 | 2 | 3 | 4 | 5 | 6 | 7 | 8 | 9 | 10 | 11 | 12 | 13 | 14 | 15 | 16 | 17 | 18 | 19 | 20 | 21 | 22 | 23 | 24 | 25 | 26 | 27 | 28 | 29 | 30 | 31 | 32 | 33 | 34 | |
|---|---|---|---|---|---|---|---|---|---|---|---|---|---|---|---|---|---|---|---|---|---|---|---|---|---|---|---|---|---|---|---|---|---|---|---|---|
| YEAR | NUMBER OF DAYS IN CLASS | | | | | | | | | | | | | | | | | | | | | | | | | | | | | | | | | | | CFS_DAYS |
| 1948 | | | | | | | 4 | 24 | 19 | 25 | 17 | 18 | 29 | 14 | 16 | 28 | 28 | 14 | 20 | 12 | 7 | 11 | 8 | 4 | 14 | 9 | 18 | 11 | 8 | 3 | 3 | 2 | | | | 194436.0 |
| 1949 | | | | | | | | 2 | 13 | 26 | 10 | 5 | 30 | 27 | 10 | 24 | 16 | 15 | 20 | 22 | 26 | 20 | 12 | 9 | 22 | 8 | 21 | 12 | 5 | 10 | | | | | | 225758.0 |
| 1950 | | | | | | | | 1 | 21 | 31 | 34 | 21 | 18 | 19 | 14 | 21 | 19 | 19 | 11 | 14 | 10 | 9 | 12 | 7 | 19 | 9 | 10 | 14 | 1 | 8 | 10 | 9 | 1 | 2 | 1 | 303712.0 |
| 1951 | | | | | | | 8 | 24 | 16 | 11 | 11 | 11 | 13 | 18 | 8 | 23 | 6 | 23 | 16 | 14 | 16 | 21 | 12 | 17 | 22 | 18 | 20 | 18 | 8 | 4 | 4 | 3 | | | | 272482.0 |
| 1952 | | | | | | 1 | 23 | 36 | 26 | 25 | 20 | 15 | 8 | 13 | 8 | 12 | 19 | 18 | 11 | 9 | 17 | 13 | 8 | 10 | 14 | 15 | 13 | 9 | 8 | 10 | 2 | 3 | | | | 222226.0 |
| 1953 | | | | | | | 7 | 23 | 54 | 39 | 6 | 18 | 11 | 16 | 14 | 14 | 29 | 19 | 15 | 14 | 9 | 18 | 9 | 9 | 12 | 11 | 10 | 4 | 1 | 2 | 1 | | | | | 104644.0 |
| 1954 | | | | | 1 | 39 | 61 | 58 | 17 | 15 | 19 | 11 | 15 | 15 | 12 | 15 | 15 | 9 | 7 | 8 | 7 | 9 | 12 | 10 | 8 | 2 | | | | | | | | | | 59756.0 |
| 1955 | | | | 3 | 15 | 10 | 16 | 17 | 19 | 26 | 10 | 22 | 21 | 37 | 12 | 13 | 17 | 13 | 10 | 9 | 4 | 14 | 8 | 8 | 18 | 10 | 11 | 11 | 5 | 3 | | 2 | 1 | | | 169959.0 |
| 1956 | | | | | | | | 1 | 26 | 40 | 22 | 30 | 24 | 26 | 19 | 26 | 15 | 13 | 12 | 13 | 12 | 12 | 14 | 8 | 15 | 12 | 12 | 9 | 4 | 1 | | | | | | 150117.0 |
| 1957 | | | | | 1 | 8 | 11 | 64 | 18 | 11 | 7 | 11 | 12 | 23 | 17 | 23 | 16 | 10 | 16 | 9 | 9 | 5 | 10 | 11 | 17 | 9 | 9 | 12 | 7 | 8 | 5 | 2 | 4 | | | 234835.0 |
| 1958 | | | | | | | | | | 3 | 12 | 18 | 25 | 24 | 16 | 31 | 23 | 21 | 18 | 23 | 22 | 27 | 20 | 11 | 15 | 10 | 13 | 12 | 5 | 11 | 3 | 2 | | | | 244865.0 |
| 1959 | | | | | | 15 | 27 | 30 | 28 | 11 | 21 | 14 | 5 | 17 | 6 | 6 | 13 | 9 | 20 | 15 | 18 | 14 | 14 | 14 | 16 | 12 | 7 | 9 | 4 | 10 | 1 | 2 | 4 | 2 | 1 | 251910.0 |
| 1960 | | | | | 1 | 20 | 16 | 22 | 13 | 20 | 10 | 14 | 45 | 32 | 14 | 18 | 18 | 14 | 16 | 10 | 15 | 8 | 12 | 9 | 10 | 5 | 10 | 8 | 4 | 2 | | | | | | 132114.0 |
| 1961 | | 3 | 7 | 4 | 13 | 47 | 43 | 26 | 10 | 22 | 20 | 14 | 8 | 10 | 9 | 16 | 10 | 7 | 16 | 9 | 5 | 3 | 6 | 2 | 12 | 9 | 3 | 9 | 6 | 11 | 2 | | 3 | | | 170629.7 |
| 1962 | | | | | 6 | 24 | 19 | 22 | 24 | 40 | 32 | 41 | 14 | 12 | 10 | 20 | 10 | 4 | 9 | 9 | 5 | 5 | 10 | 5 | 9 | 5 | 7 | 12 | 3 | 6 | 2 | | | | | 133986.0 |
| 1963 | | | | | 25 | 45 | 54 | 46 | 15 | 13 | 20 | 15 | 22 | 23 | 8 | 7 | 11 | 4 | 7 | 2 | 15 | 6 | 4 | 2 | 4 | 5 | 5 | | 1 | 1 | 2 | 3 | | | | 85071.0 |
| 1964 | | 12 | 11 | 7 | 35 | 69 | 33 | 28 | 19 | 12 | 15 | 11 | 11 | 13 | 4 | 8 | 2 | 6 | 6 | 2 | 6 | 7 | 7 | 4 | 6 | 2 | 4 | 5 | 5 | 8 | 4 | 4 | | | | 143352.1 |
| 1965 | | | 8 | 12 | 13 | 36 | 71 | 38 | 17 | 10 | 16 | 11 | 12 | 7 | 7 | 12 | 9 | 7 | 7 | 5 | 5 | 3 | 9 | 6 | 13 | 6 | 8 | 9 | 3 | 5 | | | | | | 115947.2 |
| 1966 | | | | | 2 | 32 | 34 | 51 | 37 | 22 | 34 | 15 | 16 | 13 | 10 | 16 | 12 | 13 | 10 | 9 | 12 | 9 | 10 | 3 | 4 | | 1 | | | | | | | | | 51104.0 |
| 1967 | | | | | 9 | 47 | 36 | 16 | 7 | 13 | 15 | 15 | 17 | 16 | 6 | 17 | 11 | 10 | 16 | 13 | 10 | 10 | 7 | 9 | 11 | 13 | 6 | 12 | 14 | 4 | 2 | 3 | | | | 197892.0 |
| 1968 | | | | | 3 | 13 | 7 | 5 | 15 | 16 | 23 | 26 | 17 | 57 | 14 | 21 | 15 | 9 | 7 | 6 | 8 | 14 | 21 | 8 | 14 | 8 | 14 | 9 | 9 | 4 | 1 | 2 | | | | 188525.0 |
| 1969 | | | | | | 7 | 15 | 46 | 14 | 4 | 5 | 8 | 6 | 18 | 16 | 37 | 22 | 20 | 17 | 17 | 26 | 19 | 18 | 6 | 11 | 7 | 4 | 10 | 7 | 1 | 4 | | | | | 169004.0 |
| 1970 | | | | | | 12 | 13 | 17 | 7 | 5 | 41 | 26 | 21 | 14 | 10 | 27 | 17 | 15 | 12 | 20 | 12 | 14 | 18 | 11 | 11 | 12 | 9 | 11 | 7 | 3 | | | | | | 167999.0 |
| 1971 | | | | | | | 18 | 42 | 32 | 23 | 28 | 21 | 25 | 32 | 16 | 19 | 10 | 6 | 11 | 8 | 15 | 7 | 10 | 10 | 13 | 4 | 6 | 3 | 4 | 2 | | | | | | 109413.0 |
| 1972 | | | | | | | 2 | 8 | 12 | 28 | 27 | 12 | 29 | 22 | 14 | 18 | 13 | 14 | 16 | 14 | 21 | 22 | 14 | 11 | 12 | 17 | 8 | 12 | 3 | 12 | 1 | 2 | 2 | | | 230241.0 |
| 1973 | | | | | | | | 12 | 9 | 4 | 8 | 6 | 10 | 14 | 8 | 26 | 24 | 19 | 18 | 16 | 16 | 14 | 21 | 29 | 31 | 19 | 22 | 17 | 6 | 14 | 2 | | | | | 302216.0 |

| CLASS | CFS | TOTAL | ACCUM | PERCT | CLASS | CFS | TOTAL | ACCUM | PERCT | CLASS | CFS | TOTAL | ACCUM | PERCT | CLASS | CFS | TOTAL | ACCUM | PERCT |
|---|---|---|---|---|---|---|---|---|---|---|---|---|---|---|---|---|---|---|---|
| 0 | 0.00 | 0 | 9862 | 100.0 | 9 | 34.00 | 483 | 7454 | 75.6 | 18 | 260.0 | 355 | 3396 | 34.4 | 27 | 2000 | 242 | 646 | 6.5 |
| 1 | 5.40 | 15 | 9862 | 100.0 | 10 | 42.00 | 508 | 6971 | 70.7 | 19 | 330.0 | 308 | 3041 | 30.8 | 28 | 2600 | 140 | 404 | 4.0 |
| 2 | 6.80 | 26 | 9847 | 99.8 | 11 | 53.00 | 434 | 6463 | 65.5 | 20 | 410.0 | 343 | 2733 | 27.7 | 29 | 3200 | 152 | 264 | 2.6 |
| 3 | 9.50 | 26 | 9821 | 99.6 | 12 | 67.00 | 487 | 6029 | 61.1 | 21 | 520.0 | 316 | 2390 | 24.2 | 30 | 4100 | 48 | 112 | 1.1 |
| 4 | 11.00 | 124 | 9795 | 99.3 | 13 | 84.00 | 554 | 5542 | 56.2 | 22 | 650.0 | 321 | 2074 | 21.0 | 31 | 5100 | 39 | 64 | .6 |
| 5 | 13.00 | 433 | 9671 | 98.1 | 14 | 110.00 | 310 | 4988 | 50.6 | 23 | 820.0 | 246 | 1753 | 17.8 | 32 | 6400 | 17 | 25 | .2 |
| 6 | 17.00 | 559 | 9238 | 93.7 | 15 | 130.00 | 528 | 4678 | 47.4 | 24 | 1000.0 | 360 | 1507 | 15.3 | 33 | 8000 | 6 | 8 | .0 |
| 7 | 21.00 | 729 | 8679 | 88.0 | 16 | 170.00 | 413 | 4150 | 42.1 | 25 | 1300.0 | 242 | 1147 | 11.6 | 34 | 10000 | 2 | 2 | .0 |
| 8 | 27.00 | 496 | 7950 | 80.6 | 17 | 210.00 | 341 | 3737 | 37.9 | 26 | 1600.0 | 259 | 905 | 9.2 | | | | | |

### LOWEST MEAN DISCHARGE, IN CFS, AND RANKING, FOR THE FOLLOWING NUMBER OF CONSECUTIVE DAYS IN YEAR ENDING MARCH 31

| YEAR | 1 | | 3 | | 7 | | 14 | | 30 | | 60 | | 90 | | 120 | | 183 | | ANNUAL | |
|---|---|---|---|---|---|---|---|---|---|---|---|---|---|---|---|---|---|---|---|---|
| 1948 | 25.00 | 26 | 28.30 | 26 | 35.40 | 26 | 37.40 | 26 | 69.90 | 27 | 102.00 | 27 | 107.00 | 26 | 117.00 | 20 | 170.00 | 19 | 737.00 | 23 |
| 1949 | 19.00 | 21 | 19.70 | 22 | 20.60 | 21 | 22.00 | 19 | 23.30 | 16 | 27.20 | 13 | 30.10 | 12 | 43.90 | 13 | 101.00 | 15 | 657.00 | 20 |
| 1950 | 24.00 | 24 | 28.00 | 25 | 28.10 | 25 | 29.50 | 25 | 32.40 | 23 | 53.60 | 21 | 94.00 | 21 | 97.20 | 17 | 151.00 | 18 | 826.00 | 25 |
| 1951 | 34.00 | 27 | 36.30 | 27 | 38.90 | 27 | 40.80 | 27 | 52.20 | 26 | 67.20 | 23 | 94.50 | 22 | 111.00 | 19 | 214.00 | 20 | 729.00 | 22 |
| 1952 | 16.00 | 17 | 17.70 | 17 | 18.10 | 16 | 19.90 | 16 | 24.80 | 17 | 31.50 | 17 | 33.40 | 13 | 34.50 | 10 | 85.30 | 13 | 636.00 | 19 |
| 1953 | 18.00 | 18 | 18.70 | 19 | 20.30 | 20 | 24.50 | 20 | 25.00 | 18 | 29.00 | 15 | 37.30 | 15 | 36.60 | 11 | 52.60 | 10 | 374.00 | 9 |
| 1954 | 12.00 | 7 | 13.00 | 7 | 14.40 | 8 | 14.70 | 8 | 15.50 | 7 | 16.50 | 5 | 17.80 | 5 | 18.50 | 4 | 22.80 | 4 | 110.00 | 1 |
| 1955 | 13.00 | 10 | 14.00 | 11 | 15.90 | 13 | 17.30 | 12 | 28.50 | 20 | 61.50 | 22 | 102.00 | 24 | 184.00 | 25 | 241.00 | 23 | 534.00 | 17 |
| 1956 | 9.20 | 4 | 10.00 | 4 | 10.90 | 4 | 11.20 | 4 | 12.80 | 4 | 26.80 | 12 | 47.00 | 16 | 50.50 | 15 | 60.80 | 11 | 358.00 | 7 |
| 1957 | 14.00 | 15 | 16.00 | 15 | 19.70 | 18 | 21.90 | 18 | 23.20 | 15 | 24.90 | 11 | 27.20 | 10 | 38.10 | 12 | 74.30 | 12 | 231.00 | 5 |
| 1958 | 12.00 | 8 | 13.00 | 8 | 14.70 | 9 | 17.40 | 13 | 20.80 | 13 | 81.90 | 25 | 101.00 | 23 | 172.00 | 24 | 396.00 | 26 | 799.00 | 24 |
| 1959 | 24.00 | 25 | 24.70 | 24 | 25.70 | 24 | 26.70 | 23 | 30.00 | 21 | 92.60 | 26 | 103.00 | 25 | 286.00 | 27 | 418.00 | 27 | 877.00 | 26 |
| 1960 | 13.00 | 11 | 14.00 | 12 | 15.70 | 12 | 16.90 | 10 | 19.00 | 11 | 22.10 | 9 | 28.90 | 11 | 47.90 | 14 | 101.00 | 14 | 477.00 | 15 |
| 1961 | 5.40 | 1 | 6.17 | 2 | 6.74 | 2 | 8.13 | 2 | 10.20 | 3 | 12.60 | 3 | 13.70 | 3 | 14.60 | 3 | 17.10 | 2 | 269.00 | 6 |
| 1962 | 19.00 | 22 | 19.30 | 20 | 20.10 | 19 | 25.20 | 21 | 36.70 | 25 | 38.20 | 19 | 61.10 | 18 | 72.40 | 16 | 103.00 | 16 | 624.00 | 18 |
| 1963 | 11.00 | 5 | 11.70 | 5 | 12.60 | 6 | 12.90 | 5 | 16.70 | 8 | 22.50 | 10 | 23.10 | 9 | 24.20 | 8 | 27.20 | 5 | 208.00 | 3 |
| 1964 | 6.00 | 2 | 6.07 | 1 | 6.17 | 1 | 6.56 | 1 | 7.44 | 1 | 9.95 | 1 | 11.20 | 1 | 11.70 | 1 | 15.50 | 1 | 187.00 | 2 |
| 1965 | 7.00 | 3 | 7.50 | 3 | 7.91 | 3 | 8.27 | 3 | 9.61 | 2 | 11.80 | 2 | 12.70 | 2 | 13.60 | 2 | 19.90 | 3 | 446.00 | 11 |
| 1966 | 14.00 | 12 | 14.30 | 13 | 16.60 | 14 | 16.90 | 11 | 18.30 | 10 | 18.80 | 7 | 20.70 | 7 | 21.80 | 6 | 29.80 | 6 | 216.00 | 4 |
| 1967 | 12.00 | 9 | 13.00 | 9 | 13.00 | 7 | 13.60 | 7 | 14.70 | 6 | 17.80 | 6 | 19.00 | 6 | 20.40 | 5 | 50.80 | 9 | 447.00 | 12 |
| 1968 | 11.00 | 6 | 11.70 | 6 | 12.00 | 5 | 13.40 | 6 | 14.20 | 5 | 16.00 | 4 | 16.90 | 4 | 23.90 | 7 | 39.80 | 7 | 489.00 | 16 |
| 1969 | 14.00 | 13 | 14.00 | 10 | 15.30 | 11 | 17.90 | 14 | 20.60 | 12 | 27.30 | 14 | 50.20 | 17 | 126.00 | 21 | 215.00 | 21 | 456.00 | 13 |
| 1970 | 16.00 | 16 | 16.70 | 16 | 17.30 | 15 | 18.60 | 15 | 22.00 | 14 | 34.30 | 18 | 92.00 | 19 | 127.00 | 22 | 233.00 | 22 | 463.00 | 14 |
| 1971 | 14.00 | 14 | 14.30 | 14 | 14.90 | 10 | 15.40 | 9 | 18.00 | 9 | 21.40 | 8 | 22.50 | 8 | 25.90 | 9 | 41.40 | 8 | 361.00 | 8 |
| 1972 | 19.00 | 23 | 21.70 | 23 | 25.10 | 23 | 28.10 | 24 | 30.30 | 22 | 52.10 | 20 | 93.70 | 20 | 106.00 | 18 | 137.00 | 17 | 385.00 | 10 |
| 1973 | 18.00 | 19 | 19.30 | 21 | 23.90 | 22 | 25.20 | 22 | 35.50 | 24 | 68.10 | 24 | 230.00 | 27 | 235.00 | 26 | 318.00 | 25 | 945.00 | 27 |

HIGHEST MEAN DISCHARGE, IN CFS, AND RANKING, FOR THE FOLLOWING NUMBER OF CONSECUTIVE DAYS IN YEAR ENDING SEPTEMBER 30

| YEAR | 1 | 3 | 7 | 15 | 30 | 60 | 90 | 120 | 183 | ANNUAL |
|---|---|---|---|---|---|---|---|---|---|---|
| 1948 | 5400.0 15 | 4880.0 15 | 3570.0 17 | 2750.0 17 | 2430.0 7 | 1770.0 9 | 1490.0 9 | 1240.0 9 | 961.0 11 | 531.0 12 |
| 1949 | 4000.0 20 | 3780.0 19 | 2980.0 21 | 2810.0 15 | 2310.0 10 | 1840.0 8 | 1500.0 8 | 1300.0 8 | 1020.0 10 | 619.0 8 |
| 1950 | 10600.0 1 | 9620.0 1 | 6850.0 1 | 4970.0 1 | 4000.0 1 | 3190.0 1 | 2560.0 1 | 2220.0 1 | 1550.0 1 | 832.0 1 |
| 1951 | 5620.0 14 | 5180.0 14 | 4470.0 11 | 2780.0 16 | 1970.0 14 | 1440.0 14 | 1460.0 10 | 1350.0 6 | 1260.0 4 | 747.0 3 |
| 1952 | 5740.0 13 | 5450.0 11 | 4020.0 14 | 2900.0 12 | 2360.0 8 | 1740.0 10 | 1630.0 6 | 1500.0 5 | 1160.0 6 | 607.0 9 |
| 1953 | 3220.0 25 | 3010.0 25 | 2220.0 25 | 1730.0 24 | 1330.0 25 | 860.0 25 | 794.0 23 | 657.0 24 | 530.0 24 | 287.0 24 |
| 1954 | 1510.0 27 | 1080.0 27 | 990.0 26 | 741.0 26 | 590.0 26 | 404.0 26 | 335.0 26 | 296.0 26 | 285.0 26 | 164.0 26 |
| 1955 | 6960.0 7 | 5930.0 8 | 4170.0 13 | 2860.0 14 | 2010.0 13 | 1280.0 19 | 1180.0 16 | 1010.0 15 | 824.0 15 | 466.0 15 |
| 1956 | 3580.0 21 | 3090.0 24 | 2230.0 24 | 1980.0 22 | 1770.0 19 | 1320.0 18 | 965.0 20 | 808.0 21 | 646.0 20 | 410.0 18 |
| 1957 | 7540.0 5 | 7330.0 5 | 6400.0 3 | 4430.0 2 | 3440.0 2 | 2260.0 2 | 1750.0 2 | 1540.0 3 | 1210.0 5 | 643.0 6 |
| 1958 | 6030.0 10 | 5360.0 12 | 4580.0 10 | 3280.0 8 | 1960.0 15 | 1590.0 12 | 1300.0 13 | 1070.0 14 | 857.0 13 | 671.0 5 |
| 1959 | 10100.0 2 | 8680.0 3 | 6530.0 2 | 3780.0 6 | 3300.0 3 | 2230.0 3 | 1660.0 5 | 1640.0 2 | 1270.0 3 | 690.0 4 |
| 1960 | 4080.0 19 | 3550.0 20 | 2550.0 23 | 1680.0 25 | 1350.0 23 | 987.0 23 | 824.0 22 | 787.0 22 | 606.0 22 | 361.0 21 |
| 1961 | 7650.0 4 | 7600.0 4 | 5740.0 5 | 4340.0 3 | 2740.0 6 | 2200.0 4 | 1690.0 3 | 1300.0 7 | 902.0 12 | 467.0 14 |
| 1962 | 4300.0 17 | 4130.0 17 | 3450.0 18 | 2320.0 19 | 1850.0 18 | 1530.0 13 | 1280.0 14 | 987.0 17 | 688.0 19 | 367.0 20 |
| 1963 | 6170.0 9 | 5540.0 10 | 4590.0 9 | 3010.0 11 | 1960.0 16 | 1140.0 21 | 793.0 24 | 640.0 25 | 440.0 25 | 233.0 25 |
| 1964 | 6310.0 8 | 6220.0 7 | 5030.0 7 | 3220.0 9 | 2780.0 5 | 2120.0 5 | 1500.0 7 | 1150.0 13 | 769.0 17 | 392.0 19 |
| 1965 | 3490.0 24 | 3430.0 21 | 3150.0 19 | 2240.0 20 | 1460.0 22 | 1360.0 16 | 1120.0 17 | 886.0 20 | 615.0 21 | 318.0 22 |
| 1966 | 1610.0 26 | 1200.0 26 | 954.0 27 | 626.0 27 | 520.0 27 | 301.0 27 | 277.0 27 | 295.0 27 | 247.0 27 | 140.0 27 |
| 1967 | 5850.0 11 | 5590.0 9 | 4800.0 8 | 3040.0 10 | 2070.0 12 | 1360.0 17 | 1260.0 15 | 1170.0 12 | 1030.0 9 | 542.0 11 |
| 1968 | 5840.0 12 | 5340.0 13 | 4390.0 12 | 2870.0 13 | 1610.0 20 | 1370.0 15 | 1110.0 18 | 995.0 16 | 833.0 14 | 515.0 13 |
| 1969 | 4740.0 16 | 4520.0 16 | 3880.0 16 | 2700.0 18 | 1890.0 17 | 1260.0 20 | 964.0 21 | 931.0 19 | 764.0 18 | 463.0 16 |
| 1970 | 3570.0 22 | 3190.0 23 | 2810.0 22 | 1950.0 23 | 1330.0 24 | 1030.0 22 | 1110.0 19 | 979.0 18 | 782.0 16 | 460.0 17 |
| 1971 | 3540.0 23 | 3250.0 22 | 3000.0 20 | 2130.0 21 | 1520.0 21 | 976.0 24 | 736.0 25 | 703.0 23 | 532.0 23 | 300.0 23 |
| 1972 | 7280.0 6 | 6610.0 6 | 5200.0 6 | 4240.0 5 | 2900.0 4 | 1900.0 6 | 1400.0 11 | 1180.0 11 | 1040.0 8 | 629.0 7 |
| 1973 | 4200.0 18 | 4100.0 18 | 3940.0 15 | 3330.0 7 | 2310.0 11 | 1690.0 11 | 1330.0 12 | 1190.0 10 | 1280.0 2 | 828.0 2 |

STATISTICS ON NORMAL MONTHLY MEANS(ALL DAYS)

| OCT | NOV | DEC | JAN | FEB | MARCH | APRIL | MAY | JUNE | JULY | AUG | SEPT |
|---|---|---|---|---|---|---|---|---|---|---|---|

BY ROWS(MEAN,VARIANCE,STANDARD DEVIATION, SKEWNESS, COEFF. OF VARIATION,PERCENTAGE OF AVERAGE FLOW)

| | | | | | | | | | | | |
|---|---|---|---|---|---|---|---|---|---|---|---|
| 0.1303E+03 | 0.2899E+03 | 0.5116E+03 | 0.7990E+03 | 0.8574E+03 | 0.1086E+04 | 0.1038E+04 | 0.4557E+03 | 0.3000E+03 | 0.2116E+03 | 0.1256E+03 | 0.7252E+02 |
| 0.4241E+05 | 0.1914E+06 | 0.3349E+06 | 0.7672E+06 | 0.4488E+06 | 0.3356E+06 | 0.8323E+06 | 0.6912E+05 | 0.1307E+06 | 0.8383E+05 | 0.4494E+05 | 0.7309E+04 |
| 0.2059E+03 | 0.4375E+03 | 0.5787E+03 | 0.8759E+03 | 0.6699E+03 | 0.5793E+03 | 0.9123E+03 | 0.2629E+03 | 0.3616E+03 | 0.2895E+03 | 0.2120E+03 | 0.8549E+02 |
| 0.2594E+01 | 0.2678E+01 | 0.1030E+01 | 0.1955E+01 | 0.1118E+01 | 0.8960E-01 | 0.1316E+01 | 0.7223E+00 | 0.3512E+01 | 0.2387E+01 | 0.2354E+01 | 0.2205E+01 |
| 0.1581E+01 | 0.1509E+01 | 0.1131E+01 | 0.1096E+01 | 0.7814E+00 | 0.5334E+00 | 0.8785E+00 | 0.5770E+00 | 0.1205E+01 | 0.1368E+01 | 0.1687E+01 | 0.1179E+01 |
| 0.2216E+01 | 0.4931E+01 | 0.8704E+01 | 0.1359E+02 | 0.1459E+02 | 0.1848E+02 | 0.1767E+02 | 0.7752E+01 | 0.5103E+01 | 0.3600E+01 | 0.2137E+01 | 0.1234E+01 |

STATISTICS ON NORMAL ANNUAL MEANS(ALL DAYS)

| MEAN | VARIANCE | STANDARD DEVIATION | SKEWNESS | COEFF. OF VARIATION | SERIAL CORR |
|---|---|---|---|---|---|
| 0.4877E+03 | 0.3602E+05 | 0.1898E+03 | 0.3350E-01 | 0.3891E+00 | 0.4693E+00 |

STATISTICS ON LOG MONTHLY MEANS(ALL DAYS)

| OCT | NOV | DEC | JAN | FEB | MARCH | APRIL | MAY | JUNE | JULY | AUG | SEPT |
|---|---|---|---|---|---|---|---|---|---|---|---|

BY ROWS(MEAN,VARIANCE,STANDARD DEVIATION, SKEWNESS, COEFF. OF VARIATION,PERCENTAGE OF AVERAGE FLOW)

| | | | | | | | | | | | |
|---|---|---|---|---|---|---|---|---|---|---|---|
| 0.1726E+01 | 0.2048E+01 | 0.2316E+01 | 0.2594E+01 | 0.2753E+01 | 0.2957E+01 | 0.2837E+01 | 0.2574E+01 | 0.2298E+01 | 0.2057E+01 | 0.1710E+01 | 0.1644E+01 |
| 0.3294E+00 | 0.4049E+00 | 0.4701E+00 | 0.3785E+00 | 0.2282E+00 | 0.8357E-01 | 0.1932E+00 | 0.9166E-01 | 0.1472E+00 | 0.2191E+00 | 0.2734E+00 | 0.1764E+00 |
| 0.5739E+00 | 0.6363E+00 | 0.6856E+00 | 0.6152E+00 | 0.4777E+00 | 0.2891E+00 | 0.4395E+00 | 0.3028E+00 | 0.3837E+00 | 0.4681E+00 | 0.5229E+00 | 0.4200E+00 |
| 0.5799E+00 | 0.2024E+00 | -0.2598E+00 | -0.5537E+00 | -0.1060E+01 | -0.6810E+00 | -0.5007E+00 | -0.8904E+00 | 0.4328E+00 | 0.5707E+00 | 0.1236E+01 | 0.6801E+00 |
| 0.3324E+00 | 0.3107E+00 | 0.2961E+00 | 0.2372E+00 | 0.1735E+00 | 0.9775E-01 | 0.1549E+00 | 0.1176E+00 | 0.1670E+00 | 0.2276E+00 | 0.3058E+00 | 0.2555E+00 |
| 0.6275E+01 | 0.7443E+01 | 0.8417E+01 | 0.9427E+01 | 0.1001E+02 | 0.1075E+02 | 0.1031E+02 | 0.9356E+01 | 0.8351E+01 | 0.7475E+01 | 0.6214E+01 | 0.5974E+01 |

STATISTICS ON LOG ANNUAL MEANS(ALL DAYS)

| MEAN | VARIANCE | STANDARD DEVIATION | SKEWNESS | COEFF. OF VARIATION | SERIAL CORR |
|---|---|---|---|---|---|
| 0.2650E+01 | 0.3989E-01 | 0.1997E+00 | -0.9415E+00 | 0.7538E-01 | 0.3359E+00 |

ANNUAL PEAKS

| | | | | | |
|---|---|---|---|---|---|
| 1932 | 1750 | 1946 | 3480 | 1960 | 4200 |
| 1933 | 4860 | 1947 | 5620 | 1961 | 8100 |
| 1934 | 2840 | 1948 | 5740 | 1962 | 5510 |
| 1935 | 3940 | 1949 | 4060 | 1963 | 6310 |
| 1936 | 5200 | 1950 | 10800 | 1964 | 6450 |
| 1937 | 8580 | 1951 | 5990 | 1965 | 3570 |
| 1938 | 6740 | 1952 | 5740 | 1966 | 1910 |
| 1939 | 8800 | 1953 | 3460 | 1967 | 5910 |
| 1940 | 4710 | 1954 | 1690 | 1968 | 5950 |
| 1941 | 2330 | 1955 | 7740 | 1969 | 4790 |
| 1942 | 4860 | 1956 | 3700 | 1970 | 3600 |
| 1943 | 12000 | 1957 | 7700 | 1971 | 3580 |
| 1944 | 8580 | 1958 | 6170 | 1972 | 7470 |
| 1945 | 4180 | 1959 | 11300 | 1973 | 4220 |

## 04182000 St. Marys River near Fort Wayne, Ind.

LOCATION.--Lat 40°59'16", long 85°06'03", in A. LaFontaine Reserve, T.29 N., R.12 E., Allen County, on left bank 130 ft (40 m) downstream from highway bridge on Anthony Boulevard, 5 miles (8 km) south of Fort Wayne, and 10.8 miles (17.4 km) upstream from confluence with St. Joseph River.

DRAINAGE AREA.--762 mi² (1,974 km²).

REMARKS.--The flow is sometimes regulated by Grand Lake. There is slight diversion from or into Wabash River basin and into Miami and Erie Canal.

DURATION TABLE OF DAILY DISCHARGE FOR YEAR ENDING SEPTEMBER 30

| CLASS | 0 | 1 | 2 | 3 | 4 | 5 | 6 | 7 | 8 | 9 | 10 | 11 | 12 | 13 | 14 | 15 | 16 | 17 | 18 | 19 | 20 | 21 | 22 | 23 | 24 | 25 | 26 | 27 | 28 | 29 | 30 | 31 | 32 | 33 | 34 | |
|---|---|---|---|---|---|---|---|---|---|---|---|---|---|---|---|---|---|---|---|---|---|---|---|---|---|---|---|---|---|---|---|---|---|---|---|---|
| YEAR | | | | | | | | | | | | | | | | NUMBER OF DAYS IN CLASS | | | | | | | | | | | | | | | | | | | | CFS_DAYS |
| 1932 | | | | | | 1 | 18 | 11 | 16 | 16 | 22 | 24 | 20 | 14 | 18 | 23 | 17 | 26 | 12 | 18 | 16 | 17 | 18 | 17 | 8 | 9 | 7 | 6 | 7 | | 5 | | | | | 132797.0 |
| 1933 | | | | | | | | 1 | 10 | 25 | 22 | 16 | 7 | 15 | 15 | 10 | 13 | 25 | 28 | 29 | 16 | 14 | 19 | 7 | 14 | 11 | 15 | 10 | 9 | 10 | 12 | 9 | 3 | | | 281154.0 |
| 1935 | | 3 | 2 | 7 | 3 | 16 | 9 | 33 | 32 | 20 | 14 | 12 | 14 | 10 | 30 | 14 | 12 | 25 | 25 | 18 | 10 | 11 | 6 | 8 | 6 | 9 | 7 | 1 | 1 | 3 | 4 | | | | | 120996.4 |
| 1936 | | | | | 13 | 29 | 39 | 32 | 43 | 19 | 27 | 13 | 19 | 20 | 20 | 10 | 8 | 7 | 5 | 16 | 16 | 3 | 4 | 1 | 1 | 2 | 1 | 6 | 6 | 2 | 2 | 1 | 1 | | | 101969.2 |
| 1937 | | | | | | | | | 7 | 2 | 28 | 29 | 15 | 19 | 15 | 10 | 10 | 24 | 31 | 20 | 15 | 15 | 32 | 12 | 21 | 19 | 11 | 11 | 6 | 6 | 2 | 3 | 2 | | | 267585.0 |
| 1938 | | | | | | | 5 | | 10 | 1 | 20 | 5 | 39 | 36 | 27 | 12 | 23 | 33 | 25 | 15 | 19 | 12 | 8 | 11 | 10 | 13 | 4 | 8 | 13 | 2 | 7 | 6 | 1 | | | 250723.0 |
| 1939 | | | | | | 3 | 13 | 38 | 16 | 21 | 21 | 23 | 24 | 20 | 21 | 17 | 16 | 12 | 16 | 14 | 13 | 14 | 13 | 9 | 5 | 8 | 5 | 9 | 7 | 1 | 1 | 2 | 3 | | | 171173.0 |
| 1940 | | | | | | 2 | 14 | 32 | 22 | 24 | 33 | 40 | 26 | 6 | 5 | 15 | 18 | 11 | 11 | 21 | 24 | 16 | 7 | 9 | 7 | 6 | 2 | 3 | 4 | 5 | 3 | | | | | 130244.0 |
| 1941 | | | | | | | 3 | 20 | 34 | 37 | 31 | 23 | 25 | 34 | 47 | 23 | 19 | 13 | 12 | 10 | 10 | 5 | 6 | 2 | 2 | 1 | 2 | 5 | 1 | | | | | | | 63535.0 |
| 1942 | | | | | | | 2 | 13 | 19 | 26 | 36 | 30 | 29 | 24 | 20 | 16 | 22 | 17 | 18 | 15 | 11 | 17 | 7 | 2 | 6 | 6 | 3 | 9 | 7 | 7 | 3 | | | | | 153893.0 |
| 1943 | | | | | | | | | 18 | 13 | 8 | 11 | 12 | 7 | 13 | 16 | 26 | 28 | 26 | 18 | 19 | 22 | 30 | 21 | 14 | 13 | 10 | 10 | 7 | 12 | 2 | 4 | 1 | 3 | 1 | 325359.0 |
| 1944 | | | | | 1 | 7 | 11 | 8 | 18 | 23 | 35 | 46 | 39 | 21 | 8 | 10 | 9 | 10 | 6 | 4 | 12 | 12 | 8 | 9 | 16 | 13 | 11 | 10 | 4 | 7 | 1 | 1 | 2 | 4 | | 181019.4 |
| 1945 | | | | | 1 | 3 | 7 | 8 | 25 | 46 | 49 | 15 | 10 | 22 | 14 | 13 | 11 | 8 | 8 | 12 | 16 | 10 | 6 | 11 | 7 | 10 | 15 | 3 | 16 | 7 | 10 | 2 | | | | 193203.0 |
| 1946 | | | | | | | | | 4 | 19 | 7 | 11 | 9 | 42 | 16 | 23 | 23 | 17 | 27 | 25 | 16 | 18 | 16 | 16 | 20 | 17 | 18 | 7 | 10 | 4 | | | | | | 171578.0 |
| 1947 | | | | | | 6 | 5 | 7 | 21 | 14 | 10 | 5 | 5 | 16 | 23 | 25 | 22 | 16 | 21 | 12 | 21 | 12 | 10 | 16 | 15 | 21 | 22 | 10 | 6 | 8 | 11 | 3 | 2 | | | 249381.0 |
| 1948 | | | | | | | | | 1 | 16 | 14 | 29 | 14 | 15 | 26 | 20 | 24 | 26 | 26 | 20 | 19 | 15 | 11 | 13 | 7 | 7 | 14 | 11 | 15 | 5 | 13 | 2 | 3 | | | 238422.0 |
| 1949 | | | | | | | | | | 1 | 7 | 23 | 12 | 4 | 13 | 28 | 25 | 29 | 16 | 17 | 19 | 28 | 21 | 25 | 14 | 14 | 12 | 17 | 14 | 11 | 9 | 6 | | | | 281556.0 |
| 1950 | | | | | | | | | | 1 | 5 | 30 | 44 | 15 | 22 | 18 | 19 | 20 | 21 | 12 | 13 | 12 | 12 | 14 | 9 | 10 | 20 | 8 | 15 | 6 | 11 | 8 | 16 | 1 | 2 | 1 | 399100.0 |
| 1951 | | | | | | | | | | 16 | 14 | 16 | 11 | 10 | 16 | 20 | 11 | 23 | 5 | 14 | 22 | 12 | 19 | 25 | 17 | 14 | 24 | 21 | 18 | 13 | 10 | 10 | 4 | | | 361224.0 |
| 1952 | | | | | | | | 8 | 36 | 23 | 19 | 16 | 23 | 16 | 12 | 12 | 15 | 14 | 16 | 12 | 14 | 14 | 16 | 12 | 10 | 13 | 13 | 16 | 9 | 16 | 8 | 3 | | | | 302621.0 |
| 1953 | | | | | | | | 11 | 35 | 42 | 28 | 17 | 12 | 18 | 16 | 14 | 25 | 19 | 19 | 13 | 15 | 20 | 9 | 8 | 12 | 15 | 6 | 6 | 2 | 3 | | | | | | 138408.0 |
| 1954 | | | | | | | 5 | 51 | 58 | 35 | 23 | 15 | 18 | 12 | 17 | 20 | 18 | 10 | 12 | 10 | 6 | 9 | 12 | 14 | 11 | 8 | 1 | | | | | | | | | 76507.0 |
| 1955 | | | | | | 2 | 17 | 11 | 18 | 10 | 17 | 25 | 16 | 16 | 23 | 30 | 19 | 19 | 12 | 15 | 12 | 10 | 8 | 10 | 13 | 15 | 12 | 14 | 8 | 9 | 1 | 1 | 2 | | | 231738.0 |
| 1956 | | | | | | | | | 1 | 11 | 24 | 12 | 44 | 24 | 27 | 19 | 24 | 23 | 23 | 11 | 15 | 19 | 12 | 14 | 11 | 14 | 9 | 18 | 5 | 6 | | | | | | 198641.0 |
| 1957 | | | | | | 2 | 1 | 5 | 15 | 61 | 15 | 11 | 9 | 17 | 13 | 17 | 25 | 20 | 19 | 12 | 13 | 10 | 5 | 13 | 16 | 16 | 6 | 14 | 10 | 8 | 5 | 3 | 4 | | | 280923.0 |
| 1958 | | | | | | | | | | | | 2 | 13 | 22 | 26 | 23 | 17 | 29 | 35 | 18 | 19 | 22 | 39 | 17 | 17 | 13 | 11 | 15 | 8 | 10 | 6 | 3 | | | | 305727.0 |
| 1959 | | | | | | | 6 | 10 | 20 | 14 | 38 | 18 | 22 | 11 | 6 | 5 | 18 | 10 | 12 | 16 | 18 | 25 | 16 | 18 | 15 | 15 | 12 | 12 | 4 | 8 | 5 | 3 | 4 | 3 | 1 | 324440.0 |
| 1960 | | | | | | 1 | 13 | 12 | 20 | 18 | 12 | 19 | 7 | 19 | 34 | 29 | 22 | 25 | 18 | 13 | 14 | 13 | 14 | 12 | 13 | 11 | 6 | 7 | 8 | 5 | 1 | | | | | 170713.0 |
| 1961 | | | | | | | 14 | 59 | 36 | 29 | 19 | 17 | 21 | 13 | 7 | 13 | 11 | 15 | 15 | 16 | 7 | 3 | 7 | 6 | 11 | 10 | 5 | 5 | 10 | 10 | 2 | 2 | 2 | | | 195081.0 |
| 1962 | | | | | | 3 | 12 | 14 | 21 | 12 | 34 | 27 | 46 | 38 | 15 | 8 | 14 | 14 | 17 | 6 | 9 | 6 | 7 | 3 | 14 | 9 | 6 | 12 | 6 | 6 | 4 | 2 | | | | 179600.0 |
| 1963 | | | | | | 18 | 14 | 31 | 34 | 67 | 27 | 18 | 14 | 18 | 21 | 17 | 12 | 10 | 7 | 8 | 12 | 7 | 3 | 5 | 4 | 4 | 5 | 2 | | 1 | 2 | 4 | | | | 101037.0 |
| 1964 | | | | 8 | 15 | 10 | 23 | 73 | 33 | 18 | 24 | 16 | 15 | 15 | 8 | 11 | 12 | 6 | 8 | 5 | 5 | 6 | 8 | 6 | 3 | 5 | 4 | 8 | 2 | 11 | 4 | 4 | | | | 162308.7 |
| 1965 | | | | | | 9 | 5 | 26 | 35 | 66 | 31 | 20 | 9 | 17 | 18 | 12 | 6 | 10 | 7 | 12 | 7 | 8 | 3 | 7 | 7 | 11 | 9 | 7 | 10 | 5 | 8 | | | | | 142585.6 |
| 1966 | | | | | | | 13 | 23 | 37 | 50 | 30 | 18 | 34 | 18 | 16 | 15 | 16 | 13 | 20 | 12 | 12 | 12 | 9 | 7 | 6 | 2 | 2 | | | | | | | | | 63446.0 |
| 1967 | | | | | | | 13 | 44 | 41 | 8 | 8 | 12 | 10 | 21 | 19 | 9 | 10 | 19 | 15 | 8 | 14 | 12 | 16 | 10 | 8 | 16 | 12 | 9 | 12 | 11 | 2 | 4 | 2 | | | 262240.0 |
| 1968 | | | | | | | | 10 | 10 | 4 | 16 | 20 | 16 | 28 | 31 | 38 | 22 | 17 | 18 | 8 | 8 | 10 | 15 | 16 | 17 | 14 | 12 | 13 | 9 | 6 | 4 | 3 | 1 | | | 253074.0 |
| 1969 | | | | | | | | 6 | 25 | 46 | 13 | 5 | 7 | 5 | 6 | 22 | 33 | 27 | 25 | 23 | 22 | 20 | 19 | 14 | 8 | 14 | 5 | 7 | 6 | 8 | 3 | 2 | | | | 213331.0 |
| 1970 | | | | | | | | 5 | 15 | 22 | 5 | 11 | 35 | 27 | 21 | 16 | 25 | 25 | 17 | 15 | 17 | 13 | 14 | 16 | 13 | 17 | 6 | 12 | 6 | 9 | 3 | | | | | 217330.0 |
| 1971 | | | | | | | | 4 | 27 | 34 | 23 | 20 | 27 | 25 | 25 | 31 | 26 | 17 | 14 | 7 | 13 | 13 | 8 | 10 | 14 | 10 | 5 | 4 | 3 | 5 | | | | | | 133123.0 |
| 1972 | | | | | | | | | 1 | 8 | 14 | 29 | 28 | 13 | 30 | 19 | 21 | 16 | 16 | 17 | 15 | 20 | 23 | 18 | 10 | 19 | 11 | 15 | 3 | 11 | 5 | 2 | 2 | | | 277678.0 |
| 1973 | | | | | | | | | | 4 | 19 | 3 | 9 | 7 | 11 | 10 | 11 | 25 | 37 | 24 | 15 | 13 | 21 | 21 | 30 | 27 | 21 | 23 | 9 | 14 | 11 | | | | | 379295.0 |

| CLASS | CFS | TOTAL | ACCUM | PERCT | CLASS | CFS | TOTAL | ACCUM | PERCT | CLASS | CFS | TOTAL | ACCUM | PERCT | CLASS | CFS | TOTAL | ACCUM | PERCT |
|---|---|---|---|---|---|---|---|---|---|---|---|---|---|---|---|---|---|---|---|
| 0 | 0.00 | 0 | 15341 | 100.0 | 9 | 25.00 | 937 | 13231 | 86.2 | 18 | 230.0 | 737 | 6068 | 39.6 | 27 | 2100 | 415 | 1236 | 8.0 |
| 1 | 3.40 | 3 | 15341 | 100.0 | 10 | 32.00 | 892 | 12294 | 80.1 | 19 | 300.0 | 606 | 5331 | 34.8 | 28 | 2800 | 254 | 821 | 5.3 |
| 2 | 4.40 | 2 | 15338 | 100.0 | 11 | 41.00 | 709 | 11402 | 74.3 | 20 | 380.0 | 584 | 4725 | 30.8 | 29 | 3500 | 300 | 567 | 3.6 |
| 3 | 5.60 | 17 | 15336 | 100.0 | 12 | 52.00 | 834 | 10693 | 69.7 | 21 | 490.0 | 544 | 4141 | 27.0 | 30 | 4500 | 139 | 267 | 1.7 |
| 4 | 7.20 | 57 | 15319 | 99.9 | 13 | 67.00 | 757 | 9859 | 64.3 | 22 | 620.0 | 563 | 3597 | 23.4 | 31 | 5800 | 83 | 128 | .8 |
| 5 | 9.20 | 132 | 15262 | 99.5 | 14 | 85.00 | 805 | 9102 | 59.3 | 23 | 800.0 | 472 | 3034 | 19.8 | 32 | 7400 | 32 | 45 | .2 |
| 6 | 12.00 | 277 | 15130 | 98.6 | 15 | 110.00 | 715 | 8297 | 54.1 | 24 | 1000.0 | 473 | 2562 | 16.7 | 33 | 9500 | 10 | 13 | .0 |
| 7 | 15.00 | 675 | 14853 | 96.8 | 16 | 140.00 | 775 | 7582 | 49.4 | 25 | 1300.0 | 523 | 2089 | 13.6 | 34 | 12000 | 3 | 3 | .0 |
| 8 | 19.00 | 947 | 14178 | 92.4 | 17 | 180.00 | 739 | 6807 | 44.4 | 26 | 1700.0 | 330 | 1566 | 10.2 | | | | | |

LOWEST MEAN DISCHARGE, IN CFS, AND RANKING, FOR THE FOLLOWING NUMBER OF CONSECUTIVE DAYS IN YEAR ENDING MARCH 31

| YEAR | 1 | | 3 | | 7 | | 14 | | 30 | | 60 | | 90 | | 120 | | 183 | | ANNUAL | |
|---|---|---|---|---|---|---|---|---|---|---|---|---|---|---|---|---|---|---|---|---|
| 1932 | 16.00 | 24 | 17.00 | 23 | 18.70 | 27 | 21.00 | 26 | 33.00 | 33 | 37.20 | 29 | 45.50 | 25 | 48.00 | 22 | 55.70 | 13 | 349.00 | 10 |
| 1933 | 9.00 | 7 | 9.33 | 7 | 10.10 | 7 | 10.90 | 7 | 13.00 | 6 | 25.30 | 18 | 34.50 | 20 | 61.80 | 24 | 95.40 | 24 | 514.00 | 20 |
| 1935 | 3.40 | 1 | 3.80 | 1 | 4.94 | 1 | 6.61 | 1 | 11.50 | 3 | 22.10 | 15 | 27.70 | 13 | 32.40 | 14 | 36.40 | 7 | 229.00 | 3 |
| 1936 | 9.40 | 8 | 10.10 | 8 | 10.60 | 8 | 11.70 | 8 | 13.00 | 7 | 15.30 | 4 | 20.90 | 9 | 27.40 | 11 | 50.70 | 12 | 409.00 | 13 |
| 1937 | 7.60 | 5 | 7.87 | 4 | 8.40 | 5 | 9.20 | 4 | 11.40 | 2 | 12.70 | 2 | 12.90 | 2 | 15.50 | 3 | 49.20 | 10 | 497.00 | 18 |
| 1938 | 22.00 | 35 | 22.30 | 34 | 26.40 | 36 | 33.60 | 39 | 44.10 | 39 | 80.60 | 38 | 121.00 | 37 | 143.00 | 34 | 292.00 | 37 | 714.00 | 31 |
| 1939 | 11.00 | 12 | 11.30 | 11 | 11.70 | 9 | 12.60 | 9 | 14.60 | 8 | 15.70 | 5 | 27.80 | 14 | 39.80 | 18 | 57.80 | 14 | 579.00 | 23 |
| 1940 | 11.00 | 13 | 11.30 | 12 | 12.10 | 12 | 14.00 | 14 | 15.90 | 14 | 21.20 | 13 | 36.60 | 21 | 39.00 | 16 | 66.70 | 18 | 298.00 | 8 |

LOWEST MEAN DISCHARGE, IN CFS, AND RANKING, FOR THE FOLLOWING NUMBER OF CONSECUTIVE DAYS IN YEAR ENDING MARCH 31

| YEAR | 1 | 3 | 7 | 14 | 30 | 60 | 90 | 120 | 183 | ANNUAL |
|---|---|---|---|---|---|---|---|---|---|---|
| 1941 | 18.00 32 | 18.00 30 | 18.60 25 | 19.60 22 | 21.70 19 | 25.10 17 | 28.30 16 | 30.70 13 | 59.70 15 | 273.00 6 |
| 1942 | 12.00 17 | 12.30 17 | 13.40 15 | 15.00 16 | 20.30 18 | 21.30 14 | 34.30 19 | 39.20 17 | 46.50 9 | 368.00 12 |
| 1943 | 17.00 29 | 17.00 24 | 18.00 22 | 19.60 23 | 22.60 21 | 37.10 28 | 74.00 31 | 92.10 28 | 121.00 26 | 467.00 16 |
| 1944 | 23.00 36 | 23.30 36 | 24.00 35 | 24.60 31 | 27.40 29 | 32.10 24 | 37.50 23 | 64.20 25 | 86.40 22 | 773.00 32 |
| 1945 | 6.70 3 | 7.63 3 | 8.03 3 | 9.61 5 | 11.60 4 | 16.60 7 | 21.50 10 | 24.20 6 | 28.10 5 | 540.00 22 |
| 1946 | 17.00 30 | 17.70 28 | 21.10 30 | 23.20 29 | 25.30 26 | 43.60 32 | 110.00 35 | 163.00 37 | 222.00 33 | 621.00 27 |
| 1947 | 7.40 4 | 8.87 6 | 9.57 6 | 10.50 6 | 15.30 11 | 18.50 10 | 20.50 7 | 26.00 8 | 74.70 20 | 350.00 11 |
| 1948 | 28.00 40 | 32.00 41 | 38.00 42 | 39.80 42 | 76.00 42 | 113.00 42 | 123.00 39 | 134.00 31 | 200.00 31 | 902.00 37 |
| 1949 | 18.00 31 | 19.00 31 | 20.60 29 | 24.00 30 | 25.30 27 | 29.30 22 | 33.00 18 | 50.20 23 | 115.00 25 | 802.00 34 |
| 1950 | 32.00 42 | 32.00 42 | 33.60 41 | 36.50 41 | 40.60 37 | 73.10 36 | 150.00 41 | 148.00 36 | 211.00 32 | 1070.00 40 |
| 1951 | 24.00 38 | 26.00 38 | 31.40 39 | 34.10 40 | 46.50 40 | 64.20 35 | 108.00 34 | 146.00 35 | 285.00 35 | 969.00 38 |
| 1952 | 16.00 25 | 17.70 29 | 21.30 31 | 21.90 28 | 30.40 31 | 34.10 27 | 37.20 22 | 40.90 21 | 133.00 27 | 852.00 35 |
| 1953 | 15.00 21 | 16.00 22 | 20.30 28 | 25.00 32 | 28.00 30 | 33.50 26 | 39.60 24 | 40.20 19 | 63.20 17 | 511.00 19 |
| 1954 | 13.00 18 | 13.70 18 | 13.90 16 | 14.60 15 | 15.80 13 | 17.10 8 | 19.10 5 | 20.10 5 | 26.70 4 | 143.00 1 |
| 1955 | 15.00 22 | 15.70 21 | 17.30 21 | 18.60 20 | 35.50 35 | 76.00 37 | 136.00 40 | 223.00 40 | 304.00 38 | 710.00 30 |
| 1956 | 10.00 9 | 10.70 9 | 12.00 10 | 12.70 10 | 14.80 9 | 33.00 25 | 61.80 29 | 76.50 27 | 83.80 21 | 481.00 17 |
| 1957 | 16.00 23 | 19.30 32 | 23.10 33 | 25.30 33 | 26.70 28 | 28.30 21 | 29.60 17 | 40.60 20 | 89.10 23 | 287.00 7 |
| 1958 | 11.00 14 | 12.00 14 | 14.90 18 | 19.30 21 | 24.00 24 | 95.10 40 | 121.00 36 | 208.00 39 | 479.00 41 | 986.00 39 |
| 1959 | 30.00 41 | 30.30 40 | 31.70 40 | 32.80 38 | 36.40 36 | 105.00 41 | 122.00 38 | 345.00 42 | 523.00 42 | 1090.00 41 |
| 1960 | 12.00 15 | 12.30 15 | 14.00 17 | 16.40 18 | 22.50 20 | 25.80 19 | 48.40 26 | 70.30 26 | 152.00 29 | 626.00 28 |
| 1961 | 10.00 10 | 11.30 13 | 12.90 13 | 13.60 13 | 15.00 10 | 15.90 6 | 16.90 4 | 17.20 4 | 20.10 2 | 312.00 9 |
| 1962 | 21.00 33 | 21.30 33 | 22.40 32 | 32.70 37 | 47.20 41 | 48.20 33 | 73.30 30 | 106.00 29 | 138.00 28 | 788.00 33 |
| 1963 | 11.00 11 | 11.00 10 | 12.10 11 | 12.90 11 | 18.40 16 | 24.30 16 | 26.00 12 | 27.20 10 | 31.00 6 | 251.00 4 |
| 1964 | 6.60 2 | 6.70 2 | 6.77 2 | 7.19 2 | 8.09 1 | 10.20 1 | 12.00 1 | 13.40 1 | 18.70 1 | 213.00 2 |
| 1965 | 8.00 6 | 8.00 5 | 8.06 4 | 9.04 3 | 11.60 5 | 13.20 3 | 14.10 3 | 15.40 2 | 23.40 3 | 525.00 21 |
| 1966 | 14.00 19 | 14.30 19 | 16.40 20 | 17.10 19 | 19.20 17 | 20.50 12 | 23.40 11 | 27.10 9 | 39.10 8 | 268.00 5 |
| 1967 | 12.00 16 | 12.30 16 | 13.10 14 | 13.60 12 | 15.50 12 | 20.20 11 | 20.50 8 | 24.30 7 | 74.00 19 | 592.00 25 |
| 1968 | 14.00 20 | 14.30 20 | 15.40 19 | 15.80 17 | 16.70 15 | 18.30 9 | 20.40 6 | 28.60 12 | 49.40 11 | 645.00 29 |
| 1969 | 17.00 26 | 17.30 25 | 18.70 26 | 21.10 27 | 23.90 23 | 32.00 23 | 58.40 28 | 142.00 32 | 262.00 34 | 601.00 26 |
| 1970 | 17.00 27 | 17.70 26 | 18.60 23 | 20.00 24 | 24.60 25 | 41.90 31 | 99.70 33 | 143.00 33 | 288.00 36 | 590.00 24 |
| 1971 | 17.00 28 | 17.70 27 | 18.60 24 | 20.20 25 | 23.00 22 | 25.90 20 | 28.10 15 | 34.70 15 | 60.90 16 | 453.00 14 |
| 1972 | 21.00 34 | 23.00 35 | 23.90 34 | 27.10 34 | 30.80 32 | 56.50 34 | 98.80 32 | 119.00 30 | 154.00 30 | 458.00 15 |
| 1973 | 23.00 37 | 24.70 37 | 28.40 38 | 30.40 36 | 42.50 38 | 81.10 39 | 273.00 42 | 278.00 41 | 388.00 40 | 1180.00 42 |

HIGHEST MEAN DISCHARGE, IN CFS, AND RANKING, FOR THE FOLLOWING NUMBER OF CONSECUTIVE DAYS IN YEAR ENDING SEPTEMBER 30

| YEAR | 1 | 3 | 7 | 15 | 30 | 60 | 90 | 120 | 183 | ANNUAL |
|---|---|---|---|---|---|---|---|---|---|---|
| 1932 | 4440.0 34 | 4390.0 33 | 3790.0 33 | 2860.0 30 | 1990.0 29 | 1310.0 34 | 1030.0 34 | 843.0 35 | 646.0 35 | 363.0 35 |
| 1933 | 6530.0 19 | 6200.0 20 | 5470.0 18 | 3970.0 16 | 2390.0 24 | 2110.0 17 | 1680.0 16 | 1350.0 18 | 1370.0 9 | 770.0 11 |
| 1935 | 4830.0 31 | 4650.0 29 | 4520.0 27 | 3000.0 27 | 1610.0 38 | 1130.0 38 | 993.0 36 | 821.0 36 | 607.0 37 | 331.0 37 |
| 1936 | 7500.0 13 | 6330.0 17 | 4960.0 23 | 2930.0 28 | 1780.0 35 | 1340.0 33 | 1010.0 35 | 785.0 38 | 538.0 38 | 279.0 38 |
| 1937 | 9100.0 5 | 8500.0 7 | 6980.0 7 | 5310.0 5 | 3430.0 7 | 2220.0 13 | 1680.0 17 | 1590.0 10 | 1230.0 13 | 733.0 13 |
| 1938 | 7400.0 15 | 7070.0 14 | 5510.0 17 | 4700.0 9 | 3850.0 5 | 2720.0 3 | 1930.0 7 | 1700.0 7 | 1200.0 15 | 687.0 16 |
| 1939 | 8110.0 9 | 7800.0 8 | 6300.0 9 | 3860.0 17 | 2770.0 15 | 1800.0 23 | 1560.0 22 | 1200.0 27 | 880.0 26 | 469.0 28 |
| 1940 | 4800.0 32 | 4630.0 30 | 3910.0 31 | 2740.0 32 | 1720.0 36 | 1370.0 31 | 1070.0 33 | 889.0 33 | 672.0 34 | 356.0 36 |
| 1941 | 2970.0 40 | 2750.0 40 | 2140.0 40 | 1680.0 40 | 974.0 40 | 528.0 40 | 438.0 41 | 351.0 42 | 293.0 42 | 174.0 42 |
| 1942 | 5070.0 27 | 4820.0 27 | 4160.0 28 | 2630.0 35 | 1820.0 34 | 1600.0 29 | 1350.0 28 | 1070.0 30 | 758.0 30 | 422.0 31 |
| 1943 | 13000.0 1 | 12200.0 1 | 9610.0 1 | 7060.0 1 | 4060.0 4 | 2360.0 8 | 2080.0 6 | 1700.0 8 | 1410.0 8 | 891.0 4 |
| 1944 | 8790.0 7 | 8560.0 5 | 7180.0 6 | 4570.0 10 | 2760.0 16 | 2140.0 16 | 1700.0 15 | 1400.0 17 | 935.0 24 | 495.0 25 |
| 1945 | 4920.0 28 | 4670.0 28 | 4130.0 29 | 2570.0 36 | 2130.0 28 | 1860.0 22 | 1420.0 26 | 1280.0 25 | 1020.0 22 | 529.0 24 |
| 1946 | 3400.0 39 | 3330.0 39 | 2630.0 39 | 2060.0 39 | 1370.0 39 | 972.0 39 | 986.0 37 | 788.0 37 | 702.0 33 | 470.0 27 |
| 1947 | 7050.0 17 | 6090.0 21 | 5140.0 21 | 3670.0 21 | 2520.0 21 | 2250.0 12 | 1860.0 11 | 1480.0 14 | 1220.0 14 | 683.0 17 |
| 1948 | 6470.0 20 | 6030.0 23 | 4640.0 26 | 3510.0 25 | 2910.0 13 | 2160.0 15 | 1840.0 12 | 1530.0 12 | 1190.0 16 | 651.0 18 |
| 1949 | 4920.0 29 | 4550.0 31 | 3780.0 34 | 3590.0 22 | 2960.0 12 | 2360.0 9 | 1910.0 8 | 1640.0 9 | 1280.0 11 | 771.0 9 |
| 1950 | 12100.0 3 | 11600.0 2 | 8730.0 2 | 6290.0 2 | 5110.0 1 | 4080.0 1 | 3300.0 1 | 2890.0 1 | 2030.0 1 | 1090.0 1 |
| 1951 | 6470.0 21 | 6070.0 22 | 5650.0 15 | 3520.0 24 | 2570.0 20 | 1890.0 20 | 1890.0 9 | 1770.0 6 | 1650.0 2 | 990.0 3 |
| 1952 | 6470.0 22 | 6230.0 19 | 5110.0 22 | 3740.0 18 | 3160.0 8 | 2380.0 7 | 2180.0 3 | 1990.0 3 | 1580.0 5 | 827.0 7 |
| 1953 | 4350.0 36 | 4210.0 35 | 3180.0 36 | 2460.0 37 | 1860.0 32 | 1200.0 37 | 1090.0 31 | 898.0 32 | 708.0 32 | 379.0 33 |
| 1954 | 1860.0 42 | 1460.0 42 | 1130.0 42 | 921.0 41 | 751.0 41 | 521.0 41 | 442.0 40 | 394.0 40 | 365.0 40 | 210.0 40 |
| 1955 | 7790.0 11 | 7190.0 12 | 5620.0 16 | 3980.0 15 | 2720.0 17 | 1720.0 26 | 1570.0 21 | 1340.0 19 | 1110.0 18 | 635.0 19 |
| 1956 | 4410.0 35 | 4110.0 37 | 3090.0 38 | 2660.0 33 | 2450.0 22 | 1740.0 24 | 1280.0 29 | 1080.0 29 | 852.0 28 | 543.0 22 |
| 1957 | 8830.0 6 | 8520.0 6 | 7640.0 5 | 5340.0 4 | 4150.0 3 | 2710.0 4 | 2100.0 5 | 1850.0 5 | 1450.0 7 | 770.0 10 |
| 1958 | 6870.0 18 | 6490.0 16 | 5670.0 14 | 4070.0 12 | 2420.0 23 | 1920.0 19 | 1590.0 20 | 1300.0 22 | 1050.0 19 | 838.0 6 |
| 1959 | 12200.0 2 | 10500.0 3 | 8630.0 3 | 5020.0 7 | 4280.0 2 | 2820.0 2 | 2130.0 4 | 2090.0 2 | 1610.0 4 | 889.0 5 |
| 1960 | 4870.0 30 | 4280.0 34 | 3150.0 37 | 2060.0 38 | 1710.0 37 | 1290.0 35 | 1070.0 32 | 1030.0 31 | 777.0 29 | 466.0 29 |
| 1961 | 7970.0 10 | 7500.0 11 | 6090.0 11 | 4790.0 8 | 3080.0 9 | 2450.0 5 | 1890.0 10 | 1460.0 15 | 1030.0 20 | 534.0 23 |
| 1962 | 5970.0 25 | 5750.0 25 | 4860.0 24 | 3280.0 26 | 2370.0 25 | 2050.0 18 | 1720.0 14 | 1330.0 21 | 931.0 25 | 492.0 26 |
| 1963 | 7380.0 16 | 7090.0 13 | 5920.0 13 | 3720.0 19 | 2370.0 26 | 1370.0 32 | 952.0 38 | 766.0 39 | 524.0 39 | 277.0 39 |
| 1964 | 6450.0 23 | 6250.0 18 | 5430.0 19 | 3550.0 23 | 3040.0 10 | 2340.0 10 | 1670.0 18 | 1290.0 23 | 870.0 27 | 443.0 30 |
| 1965 | 4230.0 37 | 4150.0 36 | 3870.0 32 | 2770.0 31 | 1830.0 33 | 1690.0 28 | 1390.0 27 | 1090.0 28 | 756.0 31 | 391.0 32 |
| 1966 | 2050.0 41 | 1600.0 41 | 1190.0 41 | 764.0 42 | 598.0 42 | 380.0 42 | 345.0 42 | 351.0 41 | 302.0 41 | 174.0 41 |
| 1967 | 7740.0 12 | 7510.0 10 | 6710.0 8 | 4340.0 11 | 2590.0 18 | 1740.0 25 | 1530.0 23 | 1570.0 11 | 1360.0 10 | 718.0 14 |
| 1968 | 7490.0 14 | 7030.0 15 | 6000.0 12 | 4040.0 14 | 2290.0 27 | 1880.0 21 | 1510.0 24 | 1340.0 20 | 1130.0 17 | 691.0 15 |
| 1969 | 6260.0 24 | 5910.0 24 | 5200.0 20 | 3710.0 20 | 2580.0 19 | 1700.0 27 | 1270.0 30 | 1220.0 26 | 991.0 23 | 584.0 21 |
| 1970 | 4760.0 33 | 4540.0 32 | 4080.0 30 | 2880.0 29 | 1900.0 30 | 1400.0 30 | 1480.0 25 | 1290.0 24 | 1030.0 21 | 595.0 20 |
| 1971 | 4050.0 38 | 3940.0 38 | 3710.0 35 | 2640.0 34 | 1880.0 31 | 1200.0 36 | 909.0 39 | 856.0 34 | 641.0 36 | 365.0 34 |
| 1972 | 8120.0 8 | 7630.0 9 | 6130.0 10 | 5120.0 6 | 3490.0 6 | 2270.0 11 | 1670.0 19 | 1410.0 16 | 1250.0 12 | 759.0 12 |
| 1973 | 5110.0 26 | 5020.0 26 | 4820.0 25 | 4050.0 13 | 2840.0 14 | 2210.0 14 | 1740.0 13 | 1510.0 13 | 1630.0 3 | 1040.0 2 |

STATISTICS ON NORMAL MONTHLY MEANS(ALL DAYS)

| OCT | NOV | DEC | JAN | FEB | MARCH | APRIL | MAY | JUNE | JULY | AUG | SEPT |
|---|---|---|---|---|---|---|---|---|---|---|---|
| BY ROWS(MEAN,VARIANCE,STANDARD DEVIATION, SKEWNESS, COEFF. OF VARIATION,PERCENTAGE OF AVERAGE FLOW) | | | | | | | | | | | |
| 0.1444E+03 | 0.2869E+03 | 0.5193E+03 | 0.8856E+03 | 0.1008E+04 | 0.1312E+04 | 0.1226E+04 | 0.6586E+03 | 0.4491E+03 | 0.2718E+03 | 0.1568E+03 | 0.7713E+02 |
| 0.6641E+05 | 0.2369E+06 | 0.4532E+06 | 0.1142E+07 | 0.5981E+06 | 0.4775E+06 | 0.9643E+06 | 0.4383E+06 | 0.2318E+06 | 0.1157E+06 | 0.6048E+05 | 0.8966E+04 |
| 0.2577E+03 | 0.4867E+03 | 0.6732E+03 | 0.1069E+04 | 0.7734E+03 | 0.6910E+03 | 0.9820E+03 | 0.6620E+03 | 0.4815E+03 | 0.3402E+03 | 0.2459E+03 | 0.9469E+02 |
| 0.3253E+01 | 0.3360E+01 | 0.1514E+01 | 0.2003E+01 | 0.1357E+01 | 0.1260E+00 | 0.1115E+01 | 0.3245E+01 | 0.2456E+01 | 0.2227E+01 | 0.2411E+01 | 0.2595E+01 |
| 0.1785E+01 | 0.1696E+01 | 0.1296E+01 | 0.1207E+01 | 0.7669E+00 | 0.5265E+00 | 0.8012E+00 | 0.1005E+01 | 0.1072E+01 | 0.1251E+01 | 0.1569E+01 | 0.1228E+01 |
| 0.2064E+01 | 0.4101E+01 | 0.7423E+01 | 0.1266E+02 | 0.1442E+02 | 0.1876E+02 | 0.1752E+02 | 0.9413E+01 | 0.6419E+01 | 0.3886E+01 | 0.2241E+01 | 0.1102E+01 |

STATISTICS ON NORMAL ANNUAL MEANS(ALL DAYS)

| MEAN | VARIANCE | STANDARD DEVIATION | SKEWNESS | COEFF. OF VARIATION | SERIAL CORR |
|---|---|---|---|---|---|
| 0.5806E+03 | 0.5626E+05 | 0.2372E+03 | 0.2392E+00 | 0.4085E+00 | 0.4201E+00 |

STATISTICS ON LOG MONTHLY MEANS(ALL DAYS)

| OCT | NOV | DEC | JAN | FEB | MARCH | APRIL | MAY | JUNE | JULY | AUG | SEPT |
|---|---|---|---|---|---|---|---|---|---|---|---|
| BY ROWS(MEAN,VARIANCE,STANDARD DEVIATION, SKEWNESS, COEFF. OF VARIATION,PERCENTAGE OF AVERAGE FLOW) | | | | | | | | | | | |
| 0.1756E+01 | 0.2053E+01 | 0.2300E+01 | 0.2596E+01 | 0.2850E+01 | 0.3034E+01 | 0.2919E+01 | 0.2663E+01 | 0.2461E+01 | 0.2168E+01 | 0.1840E+01 | 0.1664E+01 |
| 0.3086E+00 | 0.3452E+00 | 0.4360E+00 | 0.4021E+00 | 0.1794E+00 | 0.9850E-01 | 0.1882E+00 | 0.1448E+00 | 0.1747E+00 | 0.2446E+00 | 0.2705E+00 | 0.1812E+00 |
| 0.5555E+00 | 0.5875E+00 | 0.6603E+00 | 0.6341E+00 | 0.4236E+00 | 0.3139E+00 | 0.4338E+00 | 0.3805E+00 | 0.4180E+00 | 0.4945E+00 | 0.5201E+00 | 0.4257E+00 |
| 0.7870E+00 | 0.4740E+00 | 0.4399E-01 | -0.3433E+00 | -0.9275E+00 | -0.1358E+01 | -0.6196E+00 | -0.1871E+00 | 0.3437E-01 | 0.8377E-01 | 0.8516E+00 | 0.5800E+00 |
| 0.3164E+00 | 0.2863E+00 | 0.2871E+00 | 0.2443E+00 | 0.1486E+00 | 0.1034E+00 | 0.1486E+00 | 0.1429E+00 | 0.1698E+00 | 0.2281E+00 | 0.2827E+00 | 0.2559E+00 |
| 0.6203E+01 | 0.7252E+01 | 0.8125E+01 | 0.9173E+01 | 0.1007E+02 | 0.1072E+02 | 0.1031E+02 | 0.9410E+01 | 0.8696E+01 | 0.7661E+01 | 0.6500E+01 | 0.5878E+01 |

STATISTICS ON LOG ANNUAL MEANS(ALL DAYS)

| MEAN | VARIANCE | STANDARD DEVIATION | SKEWNESS | COEFF. OF VARIATION | SERIAL CORR |
|---|---|---|---|---|---|
| 0.2723E+01 | 0.4100E-01 | 0.2025E+00 | -0.7245E+00 | 0.7437E-01 | 0.3279E+00 |

ANNUAL PEAKS

| | |
|---|---|
| 1931 | 2000 |
| 1932 | 4440 |
| 1933 | 6620 |
| 1934 | 3670 |
| 1935 | 4830 |
| 1936 | 7500 |
| 1937 | 9430 |
| 1938 | 7400 |
| 1939 | 8110 |
| 1940 | 4960 |
| 1941 | 2970 |
| 1942 | 5070 |
| 1943 | 13400 |
| 1944 | 8930 |
| 1945 | 5150 |
| 1946 | 3500 |
| 1947 | 7150 |
| 1948 | 6560 |
| 1949 | 5150 |
| 1950 | 12300 |
| 1951 | 6770 |
| 1952 | 6570 |
| 1953 | 4470 |
| 1954 | 1950 |
| 1955 | 8350 |
| 1956 | 5150 |
| 1957 | 8990 |
| 1958 | 6980 |
| 1959 | 13600 |
| 1960 | 4940 |
| 1961 | 8120 |
| 1962 | 6070 |
| 1963 | 7500 |
| 1964 | 6450 |
| 1965 | 4230 |
| 1966 | 2250 |
| 1967 | 7810 |
| 1968 | 7680 |
| 1969 | 6340 |
| 1970 | 4840 |
| 1971 | 4290 |
| 1972 | 8390 |
| 1973 | 5170 |

## 04182590 Harber ditch at Fort Wayne, Ind.

LOCATION.--Lat 41°00'27", long 85°10'58", in NE¼SW¼ sec.33, T.30 N., R.12 E., Allen County, on left bank 50 ft (15 m) upstream from bridge on Baer Road, 3.2 miles (5.1 km) upstream from mouth. The stream name changes to Fairfield ditch 0.7 mile (1.1 km) downstream at bridge on Lower Huntington Road.

DRAINAGE AREA.--21.9 $mi^2$ (56.7 $km^2$).

### DURATION TABLE OF DAILY DISCHARGE FOR YEAR ENDING SEPTEMBER 30

| CLASS | 0 | 1 | 2 | 3 | 4 | 5 | 6 | 7 | 8 | 9 | 10 | 11 | 12 | 13 | 14 | 15 | 16 | 17 | 18 | 19 | 20 | 21 | 22 | 23 | 24 | 25 | 26 | 27 | 28 | 29 | 30 | 31 | 32 | 33 | 34 | CFS-DAYS |
|---|---|---|---|---|---|---|---|---|---|---|---|---|---|---|---|---|---|---|---|---|---|---|---|---|---|---|---|---|---|---|---|---|---|---|---|---|
| YEAR | NUMBER OF DAYS IN CLASS | | | | | | | | | | | | | | | | | | | | | | | | | | | | | | | | | | | |
| 1964 | | | 7 | 3 | 18 | 14 | 16 | 10 | 4 | 2 | 8 | 9 | 8 | 12 | 4 | 2 | 4 | 2 | 2 | 2 | 1 | 3 | 1 | | | | 1 | | | | | | | | | 633.8 |
| 1965 | | 13 | 20 | 18 | 20 | 31 | 19 | 30 | 12 | 22 | 18 | 14 | 23 | 11 | 12 | 14 | 13 | 7 | 9 | 11 | 3 | 7 | 10 | 7 | 9 | 3 | 6 | 1 | 1 | | 1 | | | | | 4662.2 |
| 1966 | | | 1 | 1 | 3 | 8 | 21 | 35 | 35 | 43 | 37 | 20 | 31 | 15 | 13 | 13 | 15 | 18 | 14 | 10 | 6 | 10 | 4 | 3 | 2 | 3 | 3 | 1 | | | | | | | | |
| 1967 | | | 4 | 19 | 32 | 21 | 20 | 19 | 5 | 11 | 20 | 11 | 14 | 13 | 19 | 16 | 18 | 15 | 12 | 23 | 11 | 9 | 7 | 11 | 5 | 5 | 9 | 5 | 3 | 4 | 3 | 1 | | | | 3247.8 |
| 1968 | | | | 1 | 12 | 12 | 16 | 11 | 19 | 17 | 38 | 36 | 34 | 18 | 18 | 19 | 11 | 10 | 14 | 15 | 13 | 9 | 7 | 7 | 3 | 5 | 8 | 1 | 4 | 4 | 2 | 2 | | | | 9244.4 |
| 1969 | | | 28 | 20 | 22 | 12 | 15 | 14 | 8 | 15 | 11 | 8 | 15 | 39 | 22 | 18 | 18 | 14 | 20 | 13 | 13 | 6 | 8 | 2 | 4 | 5 | 5 | 2 | 3 | 1 | 2 | 1 | 1 | | | 8448.1 |
| 1970 | | 1 | 7 | 9 | 10 | 3 | 12 | 13 | 24 | 22 | 30 | 18 | 18 | 37 | 26 | 19 | 17 | 11 | 14 | 18 | 9 | 9 | 9 | 7 | 8 | 3 | 3 | 3 | 3 | 1 | | 1 | | | | 7038.1 |
| | | | | | | | | | | | | | | | | | | | | | | | | | | | | | | | | | | | | 6198.9 |
| 1971 | | 16 | 12 | 14 | 18 | 12 | 17 | 9 | 10 | 9 | 25 | 14 | 25 | 28 | 16 | 15 | 12 | 20 | 14 | 19 | 17 | 15 | 5 | 7 | 5 | 2 | 3 | 3 | 1 | | 2 | | | | | 5505.5 |
| 1972 | | | 14 | 14 | 15 | 18 | 23 | 12 | 6 | 10 | 10 | 15 | 14 | 29 | 21 | 18 | 24 | 19 | 22 | 17 | 10 | 12 | 8 | 9 | 8 | 10 | 3 | 2 | 1 | 1 | | 1 | | | | 6493.1 |
| 1973 | | 10 | 15 | 4 | 4 | 3 | 6 | 4 | 4 | 3 | 6 | 6 | 12 | 11 | 28 | 27 | 26 | 20 | 37 | 32 | 31 | 27 | 19 | 5 | 6 | 6 | 9 | | 1 | 1 | 1 | 1 | | | | 8607.8 |

| CLASS | CFS | TOTAL | ACCUM | PERCT | CLASS | CFS | TOTAL | ACCUM | PERCT | CLASS | CFS | TOTAL | ACCUM | PERCT | CLASS | CFS | TOTAL | ACCUM | PERCT |
|---|---|---|---|---|---|---|---|---|---|---|---|---|---|---|---|---|---|---|---|
| 0 | 0.00 | 0 | 3420 | 100.0 | 9 | 1.30 | 154 | 2432 | 71.1 | 18 | 14.0 | 158 | 883 | 25.8 | 27 | 150 | 18 | 66 | 1.9 |
| 1 | 0.10 | 40 | 3420 | 100.0 | 10 | 1.70 | 203 | 2278 | 66.6 | 19 | 18.0 | 160 | 725 | 21.2 | 28 | 190 | 17 | 48 | 1.4 |
| 2 | 0.20 | 108 | 3380 | 98.8 | 11 | 2.30 | 151 | 2075 | 60.7 | 20 | 24.0 | 114 | 565 | 16.5 | 29 | 250 | 12 | 31 | .9 |
| 3 | 0.30 | 103 | 3272 | 95.7 | 12 | 2.90 | 194 | 1924 | 56.3 | 21 | 31.0 | 107 | 451 | 13.2 | 30 | 320 | 11 | 19 | .5 |
| 4 | 0.40 | 154 | 3169 | 92.7 | 13 | 3.80 | 213 | 1730 | 50.6 | 22 | 40.0 | 78 | 344 | 10.1 | 31 | 410 | 7 | 8 | .2 |
| 5 | 0.50 | 134 | 3015 | 88.2 | 14 | 5.00 | 179 | 1517 | 44.4 | 23 | 52.0 | 58 | 266 | 7.8 | 32 | 540 | 1 | 1 | |
| 6 | 0.60 | 165 | 2881 | 84.2 | 15 | 6.40 | 161 | 1338 | 39.1 | 24 | 67.0 | 50 | 208 | 6.1 | 33 | | | | |
| 7 | 0.80 | 157 | 2716 | 79.4 | 16 | 8.30 | 158 | 1177 | 34.4 | 25 | 87.0 | 42 | 158 | 4.6 | 34 | | | | |
| 8 | 1.00 | 127 | 2559 | 74.8 | 17 | 11.00 | 136 | 1019 | 29.8 | 26 | 110.0 | 50 | 116 | 3.4 | | | | | |

### LOWEST MEAN DISCHARGE, IN CFS, AND RANKING, FOR THE FOLLOWING NUMBER OF CONSECUTIVE DAYS IN YEAR ENDING MARCH 31

| YEAR | 1 | | 3 | | 7 | | 14 | | 30 | | 60 | | 90 | | 120 | | 183 | | ANNUAL | |
|---|---|---|---|---|---|---|---|---|---|---|---|---|---|---|---|---|---|---|---|---|
| 1966 | 0.20 | 4 | 0.40 | 8 | 0.50 | 8 | 0.50 | 7 | 0.80 | 7 | 1.20 | 6 | 1.30 | 5 | 1.70 | 5 | 3.00 | 3 | 10.40 | 1 |
| 1967 | 0.30 | 8 | 0.30 | 6 | 0.30 | 5 | 0.30 | 3 | 0.40 | 2 | 0.80 | 4 | 1.20 | 4 | 1.50 | 3 | 5.10 | 6 | 24.10 | 7 |
| 1968 | 0.20 | 5 | 0.30 | 7 | 0.40 | 6 | 0.40 | 4 | 0.70 | 6 | 0.70 | 2 | 0.80 | 1 | 0.90 | 1 | 2.30 | 2 | 19.40 | 4 |
| 1969 | 0.20 | 6 | 0.20 | 4 | 0.40 | 7 | 0.50 | 8 | 0.50 | 3 | 0.60 | 1 | 1.00 | 2 | 1.60 | 4 | 3.50 | 4 | 19.40 | 5 |
| 1970 | 0.20 | 7 | 0.20 | 5 | 0.20 | 3 | 0.20 | 1 | 0.30 | 1 | 1.00 | 5 | 1.50 | 6 | 4.40 | 7 | 10.20 | 7 | 17.30 | 3 |
| 1971 | 0.10 | 1 | 0.10 | 1 | 0.10 | 1 | 0.20 | 2 | 0.60 | 4 | 1.90 | 7 | 2.50 | 7 | 2.60 | 6 | 3.70 | 5 | 20.10 | 6 |
| 1972 | 0.10 | 2 | 0.20 | 2 | 0.20 | 2 | 0.40 | 5 | 0.60 | 5 | 0.80 | 3 | 1.10 | 3 | 1.40 | 2 | 1.90 | 1 | 10.50 | 2 |
| 1973 | 0.20 | 3 | 0.20 | 3 | 0.30 | 4 | 0.50 | 6 | 1.00 | 8 | 2.40 | 8 | 3.70 | 8 | 6.50 | 8 | 11.00 | 8 | 28.80 | 8 |

### HIGHEST MEAN DISCHARGE, IN CFS, AND RANKING, FOR THE FOLLOWING NUMBER OF CONSECUTIVE DAYS IN YEAR ENDING SEPTEMBER 30

| YEAR | 1 | | 3 | | 7 | | 15 | | 30 | | 60 | | 90 | | 120 | | 183 | | ANNUAL | |
|---|---|---|---|---|---|---|---|---|---|---|---|---|---|---|---|---|---|---|---|---|
| 1965 | 335.0 | 8 | 177.0 | 8 | 109.0 | 8 | 74.7 | 8 | 54.6 | 8 | 50.7 | 6 | 42.0 | 3 | 35.1 | 5 | 24.3 | 8 | 12.8 | 8 |
| 1966 | 159.0 | 9 | 99.3 | 9 | 70.4 | 9 | 44.4 | 9 | 27.5 | 9 | 19.4 | 9 | 16.8 | 9 | 14.9 | 9 | 14.7 | 9 | 8.9 | 9 |
| 1967 | 475.0 | 4 | 394.0 | 2 | 260.0 | 1 | 141.0 | 2 | 81.4 | 3 | 66.8 | 2 | 54.6 | 1 | 55.1 | 1 | 46.6 | 1 | 25.3 | 1 |
| 1968 | 468.0 | 5 | 326.0 | 3 | 257.0 | 2 | 133.0 | 3 | 78.6 | 4 | 67.2 | 1 | 51.3 | 2 | 44.7 | 2 | 40.7 | 2 | 23.1 | 3 |
| 1969 | 541.0 | 1 | 449.0 | 1 | 252.0 | 3 | 158.0 | 1 | 89.2 | 1 | 57.5 | 3 | 41.9 | 4 | 40.2 | 3 | 35.8 | 4 | 19.3 | 4 |
| 1970 | 493.0 | 3 | 295.0 | 5 | 158.0 | 5 | 93.3 | 7 | 62.0 | 7 | 43.9 | 8 | 35.0 | 8 | 32.8 | 7 | 28.8 | 6 | 17.0 | 6 |
| 1971 | 384.0 | 7 | 306.0 | 4 | 196.0 | 4 | 119.0 | 4 | 83.6 | 2 | 55.6 | 4 | 38.2 | 7 | 35.0 | 6 | 26.7 | 7 | 15.1 | 7 |
| 1972 | 440.0 | 6 | 215.0 | 7 | 153.0 | 6 | 117.0 | 5 | 76.4 | 5 | 51.4 | 5 | 38.7 | 6 | 32.7 | 8 | 29.9 | 5 | 17.7 | 5 |
| 1973 | 507.0 | 2 | 235.0 | 6 | 121.0 | 7 | 103.0 | 6 | 68.1 | 6 | 50.6 | 7 | 40.9 | 5 | 36.7 | 4 | 38.7 | 3 | 23.6 | 2 |

### STATISTICS CN NORMAL MONTHLY MEANS(ALL DAYS)

| OCT | NOV | DEC | JAN | FEB | MARCH | APRIL | MAY | JUNE | JULY | AUG | SEPT |
|---|---|---|---|---|---|---|---|---|---|---|---|
| BY ROWS(MEAN,VARIANCE,STANDARD DEVIATION, SKEWNESS, COEFF. OF VARIATION,PERCENTAGE OF AVERAGE FLOW) | | | | | | | | | | | |
| 0.5657E+01 | 0.1851E+02 | 0.3204E+02 | 0.2356E+02 | 0.3124E+02 | 0.3570E+02 | 0.3221E+02 | 0.1964E+02 | 0.1067E+02 | 0.3524E+01 | 0.1928E+01 | 0.3358E+01 |
| 0.4713E+02 | 0.5325E+03 | 0.7505E+03 | 0.5353E+03 | 0.6850E+03 | 0.5076E+03 | 0.5279E+03 | 0.1245E+03 | 0.1137E+03 | 0.4574E+01 | 0.4896E+01 | 0.1942E+02 |
| 0.6865E+01 | 0.2308E+02 | 0.2739E+02 | 0.2314E+02 | 0.2617E+02 | 0.2253E+02 | 0.2298E+02 | 0.1116E+02 | 0.1066E+02 | 0.2139E+01 | 0.2213E+01 | 0.4407E+01 |
| 0.1606E+01 | 0.1212E+01 | 0.7619E+00 | 0.2248E+01 | 0.1384E+01 | 0.9098E+00 | 0.6236E+00 | 0.1215E+01 | 0.1667E+01 | 0.6196E+00 | 0.2575E+01 | 0.2213E+01 |
| 0.1214E+01 | 0.1247E+01 | 0.8551E+00 | 0.9820E+00 | 0.8378E+00 | 0.6311E+00 | 0.7134E+00 | 0.5679E+00 | 0.9992E+00 | 0.6069E+00 | 0.1148E+01 | 0.1312E+01 |
| 0.2594E+01 | 0.8488E+01 | 0.1469E+02 | 0.1081E+02 | 0.1433E+02 | 0.1637E+02 | 0.1477E+02 | 0.9010E+01 | 0.4894E+01 | 0.1616E+01 | 0.8841E+00 | 0.1540E+01 |

STATISTICS ON NORMAL ANNUAL MEANS(ALL DAYS)

| MEAN | VARIANCE | STANDARD DEVIATION | SKEWNESS | COEFF. OF VARIATION | SERIAL CORR |
|---|---|---|---|---|---|
| 0.1808E+02 | 0.2900E+02 | 0.5386E+01 | -0.2883E+00 | 0.2978E+00 | 0.1467E+00 |

STATISTICS ON LOG MONTHLY MEANS(ALL DAYS)

| OCT | NOV | DEC | JAN | FEB | MARCH | APRIL | MAY | JUNE | JULY | AUG | SEPT |
|---|---|---|---|---|---|---|---|---|---|---|---|
| BY ROWS(MEAN,VARIANCE,STANDARD DEVIATION, SKEWNESS, COEFF. OF VARIATION,PERCENTAGE OF AVERAGE FLOW) | | | | | | | | | | | |
| 0.3848E+00 | 0.7519E+00 | 0.1274E+01 | 0.1229E+01 | 0.1359E+01 | 0.1478E+01 | 0.1365E+01 | 0.1228E+01 | 0.8314E+00 | 0.4636E+00 | 0.1149E+00 | 0.2613E+00 |
| 0.4550E+00 | 0.6256E+00 | 0.3333E+00 | 0.1380E+00 | 0.1422E+00 | 0.7180E-01 | 0.1835E+00 | 0.7025E-01 | 0.2075E+00 | 0.9177E-01 | 0.1476E+00 | 0.2479E+00 |
| 0.6746E+00 | 0.7934E+00 | 0.5773E+00 | 0.3715E+00 | 0.3771E+00 | 0.2680E+00 | 0.4283E+00 | 0.2651E+00 | 0.4556E+00 | 0.3029E+00 | 0.3842E+00 | 0.4979E+00 |
| -0.2013E+00 | -0.2274E+00 | -0.1054E+01 | 0.2079E-01 | -0.1632E+00 | 0.3238E+00 | -0.9227E+00 | -0.5294E+00 | 0.2521E-01 | -0.5111E+00 | 0.6538E+00 | 0.4445E+00 |
| 0.1753E+01 | 0.1002E+01 | 0.4531E+00 | 0.3023E+00 | 0.2775E+00 | 0.1813E+00 | 0.3139E+00 | 0.2159E+00 | 0.5479E+00 | 0.6534E+00 | 0.3343E+01 | 0.1906E+01 |
| 0.3569E+01 | 0.7346E+01 | 0.1182E+02 | 0.1140E+02 | 0.1261E+02 | 0.1371E+02 | 0.1266E+02 | 0.1139E+02 | 0.7713E+01 | 0.4301E+01 | 0.1066E+01 | 0.2424E+01 |

STATISTICS ON LOG ANNUAL MEANS(ALL DAYS)

| MEAN | VARIANCE | STANDARD DEVIATION | SKEWNESS | COEFF. OF VARIATION | SERIAL CORR |
|---|---|---|---|---|---|
| 0.1238E+01 | 0.2098E-01 | 0.1449E+00 | -0.9130E+00 | 0.1171E+00 | 0.1352E+00 |

ANNUAL PEAKS

| | |
|---|---|
| 1965 | 429 |
| 1966 | 249 |
| 1967 | 702 |
| 1968 | 718 |
| 1969 | 628 |
| 1970 | 588 |
| 1971 | 728 |
| 1972 | 618 |
| 1973 | 598 |

04183000 Maumee River at New Haven, Ind.

LOCATION.--Lat 41°05'06", long 85°01'20", in SE¼NE¼ sec.2, T.30 N., R.13 E., Allen County, on left bank 600 ft (183 m) upstream from bridge on Landin Road, 1,400 ft (427 m) upstream from the Wabash Railroad bridge, 1.1 miles (1.8 km) northwest of New Haven, 2.8 miles (4.5 km) upstream from Sixmile Creek.

DRAINAGE AREA.--1,967 mi² (5,095 km²).

REMARKS.--Flow regulated by hydro-powerplant on the St. Joseph River 10.3 miles (16.6 km) upstream from station. Flow slightly regulated by upstream reservoirs.

DURATION TABLE OF DAILY DISCHARGE FOR YEAR ENDING SEPTEMBER 30

| CLASS | 0 | 1 | 2 | 3 | 4 | 5 | 6 | 7 | 8 | 9 | 10 | 11 | 12 | 13 | 14 | 15 | 16 | 17 | 18 | 19 | 20 | 21 | 22 | 23 | 24 | 25 | 26 | 27 | 28 | 29 | 30 | 31 | 32 | 33 | 34 | |
|---|---|---|---|---|---|---|---|---|---|---|---|---|---|---|---|---|---|---|---|---|---|---|---|---|---|---|---|---|---|---|---|---|---|---|---|---|
| YEAR | NUMBER OF DAYS IN CLASS | | | | | | | | | | | | | | | | | | | | | | | | | | | | | | | | | | | CFS_DAYS |
| 1957 | | | | | 6 | 19 | 24 | 36 | 24 | 6 | 24 | 13 | 15 | 17 | 12 | 16 | 22 | 14 | 10 | 10 | 6 | 9 | 12 | 12 | 8 | 16 | 11 | 5 | 5 | 4 | 1 | 2 | 6 | | | 553086.0 |
| 1958 | | | | | | 1 | 1 | 10 | 11 | 4 | 14 | 19 | 12 | 16 | 21 | 23 | 27 | 14 | 33 | 29 | 19 | 6 | 18 | 14 | 20 | 14 | 10 | 9 | 9 | 6 | 5 | | | | | 657663.0 |
| 1959 | | | | | 3 | 6 | 13 | 14 | 15 | 14 | 41 | 27 | 26 | 9 | 7 | 6 | 9 | 12 | 13 | 21 | 14 | 8 | 8 | 11 | 16 | 13 | 20 | 13 | 8 | 1 | 5 | 4 | 3 | 3 | 2 | 759589.0 |
| 1960 | | | | | | 1 | 9 | 13 | 9 | 8 | 25 | 10 | 14 | 11 | 26 | 24 | 19 | 38 | 20 | 20 | 19 | 10 | 13 | 12 | 13 | 10 | 11 | 8 | 8 | 8 | 5 | 2 | | | | 634722.0 |
| 1961 | | | | 2 | 10 | 12 | 18 | 42 | 42 | 16 | 14 | 21 | 19 | 21 | 16 | 14 | 16 | 9 | 12 | 8 | 4 | 5 | 6 | 6 | 13 | 5 | 3 | 10 | 4 | 8 | 4 | 3 | 2 | | | 489950.0 |
| 1962 | | 3 | 7 | 4 | 5 | 13 | 20 | 19 | 20 | 17 | 27 | 29 | 17 | 15 | 22 | 18 | 13 | 10 | 8 | 19 | 15 | 8 | 3 | 9 | 9 | 5 | 4 | 10 | 7 | 6 | 3 | | | | | 440331.0 |
| 1963 | | 1 | 11 | 9 | 17 | 67 | 57 | 41 | 17 | 11 | 13 | 13 | 11 | 12 | 13 | 8 | 7 | 3 | 5 | 7 | 4 | 6 | 8 | 5 | 1 | 1 | 6 | 5 | 1 | 3 | 2 | | | | | 244332.0 |
| 1964 | | 10 | 17 | 27 | 44 | 47 | 26 | 30 | 13 | 11 | 17 | 18 | 6 | 3 | 6 | 8 | 8 | 5 | 3 | 7 | 8 | 5 | 7 | 6 | 5 | 3 | 2 | 9 | 8 | 3 | 2 | | | | | 314149.0 |
| 1965 | | 2 | 6 | 10 | 30 | 22 | 22 | 30 | 30 | 25 | 12 | 10 | 10 | 9 | 16 | 11 | 11 | 7 | 4 | 12 | 8 | 3 | 11 | 9 | 10 | 12 | 8 | 6 | 7 | 4 | 8 | | | | | 470621.0 |
| 1966 | | | | | 4 | 17 | 23 | 20 | 16 | 14 | 15 | 32 | 26 | 21 | 23 | 17 | 14 | 9 | 19 | 21 | 16 | 11 | 12 | 6 | 6 | 4 | 7 | 4 | 4 | 4 | | | | | | 379458.0 |
| 1967 | | | | 9 | 36 | 34 | 13 | 4 | 7 | 15 | 13 | 17 | 18 | 7 | 12 | 8 | 15 | 14 | 13 | 14 | 12 | 10 | 9 | 13 | 10 | 12 | 16 | 9 | 9 | 7 | 1 | 1 | 1 | 6 | | 654153.0 |
| 1968 | | | | | 3 | 7 | 3 | 1 | 1 | 9 | 19 | 10 | 10 | 22 | 32 | 37 | 36 | 15 | 16 | 26 | 9 | 8 | 6 | 11 | 11 | 19 | 9 | 9 | 10 | 12 | 2 | 5 | 4 | 4 | | 804236.0 |
| 1969 | | | | | | | 7 | 11 | 23 | 27 | 9 | 8 | 8 | 8 | 14 | 26 | 35 | 30 | 21 | 26 | 14 | 12 | 13 | 13 | 13 | 13 | 8 | 9 | 5 | 5 | 4 | 4 | 1 | 4 | | 691612.0 |
| 1970 | | | | | 1 | 11 | 6 | 15 | 5 | 14 | 35 | 31 | 32 | 25 | 11 | 12 | 16 | 18 | 15 | 14 | 13 | 7 | 13 | 10 | 9 | 12 | 14 | 12 | 5 | 4 | 5 | | | | | 544078.0 |
| 1971 | | | | | | 15 | 5 | 20 | 16 | 24 | 27 | 27 | 26 | 28 | 19 | 22 | 18 | 12 | 16 | 14 | 11 | 14 | 10 | 9 | 5 | 10 | 6 | 2 | | 5 | 4 | | | | | 407450.0 |
| 1972 | | | | | | | 6 | 32 | 15 | 21 | 22 | 18 | 20 | 15 | 16 | 14 | 18 | 13 | 11 | 14 | 17 | 15 | 20 | 13 | 14 | 15 | 6 | 11 | 6 | 6 | 4 | 2 | | | | 594832.0 |
| 1973 | | | | | | 3 | 4 | 10 | 7 | 1 | 6 | 3 | 4 | 9 | 7 | 10 | 16 | 19 | 23 | 32 | 17 | 18 | 25 | 31 | 27 | 26 | 22 | 12 | 14 | 6 | 12 | 1 | | | | 962632.0 |

| CLASS | CFS | TOTAL | ACCUM | PERCT | CLASS | CFS | TOTAL | ACCUM | PERCT | CLASS | CFS | TOTAL | ACCUM | PERCT | CLASS | CFS | TOTAL | ACCUM | PERCT |
|---|---|---|---|---|---|---|---|---|---|---|---|---|---|---|---|---|---|---|---|
| 0 | 0.00 | 0 | 6209 | 100.0 | 9 | 200.00 | 237 | 4779 | 77.0 | 18 | 1000.0 | 242 | 2296 | 37.0 | 27 | 5200 | 143 | 472 | 7.6 |
| 1 | 48.00 | 16 | 6209 | 100.0 | 10 | 240.00 | 333 | 4542 | 73.2 | 19 | 1200.0 | 294 | 2054 | 33.1 | 28 | 6200 | 110 | 329 | 5.2 |
| 2 | 57.30 | 41 | 6193 | 99.7 | 11 | 290.00 | 306 | 4209 | 67.8 | 20 | 1500.0 | 206 | 1760 | 28.3 | 29 | 7400 | 92 | 219 | 3.5 |
| 3 | 69.00 | 61 | 6152 | 99.1 | 12 | 350.00 | 274 | 3903 | 62.9 | 21 | 1800.0 | 155 | 1554 | 25.0 | 30 | 8900 | 67 | 127 | 2.0 |
| 4 | 82.00 | 159 | 6091 | 98.1 | 13 | 420.00 | 248 | 3629 | 58.4 | 22 | 2100.0 | 194 | 1399 | 22.5 | 31 | 11000 | 24 | 60 | .9 |
| 5 | 99.00 | 275 | 5932 | 95.5 | 14 | 500.00 | 275 | 3381 | 54.5 | 23 | 2500.0 | 190 | 1205 | 19.4 | 32 | 13000 | 17 | 36 | .5 |
| 6 | 120.00 | 255 | 5657 | 91.1 | 15 | 600.00 | 268 | 3106 | 50.0 | 24 | 3000.0 | 190 | 1015 | 16.3 | 33 | 15000 | 17 | 19 | .3 |
| 7 | 140.00 | 348 | 5358 | 86.9 | 16 | 720.00 | 300 | 2838 | 45.7 | 25 | 3600.0 | 190 | 825 | 13.3 | 34 | 18000 | 2 | 2 | .0 |
| 8 | 170.00 | 271 | 5050 | 81.3 | 17 | 860.00 | 242 | 2538 | 40.9 | 26 | 4300.0 | 163 | 635 | 10.2 | | | | | |

LOWEST MEAN DISCHARGE, IN CFS, AND RANKING, FOR THE FOLLOWING NUMBER OF CONSECUTIVE DAYS IN YEAR ENDING MARCH 31

| YEAR | 1 | | 3 | | 7 | | 14 | | 30 | | 60 | | 90 | | 120 | | 183 | | ANNUAL | |
|---|---|---|---|---|---|---|---|---|---|---|---|---|---|---|---|---|---|---|---|---|
| 1958 | 58.00 | 10 | 101.00 | 8 | 106.00 | 8 | 111.00 | 7 | 131.00 | 7 | 227.00 | 11 | 258.00 | 10 | 461.00 | 12 | 950.00 | 14 | 2040.00 | 14 |
| 1959 | 113.00 | 13 | 126.00 | 12 | 194.00 | 15 | 244.00 | 16 | 284.00 | 16 | 687.00 | 16 | 746.00 | 16 | 951.00 | 16 | 1220.00 | 15 | 2280.00 | 15 |
| 1960 | 92.00 | 7 | 95.00 | 7 | 104.00 | 7 | 113.00 | 8 | 138.00 | 8 | 166.00 | 7 | 212.00 | 7 | 334.00 | 10 | 616.00 | 11 | 1810.00 | 10 |
| 1961 | 72.00 | 5 | 87.00 | 6 | 94.00 | 6 | 107.00 | 6 | 139.00 | 9 | 151.00 | 6 | 163.00 | 6 | 165.00 | 5 | 171.00 | 4 | 1140.00 | 4 |
| 1962 | 98.00 | 11 | 108.00 | 15 | 207.00 | 16 | 227.00 | 15 | 245.00 | 14 | 330.00 | 14 | 372.00 | 13 | 470.00 | 13 | 487.00 | 10 | 1820.00 | 11 |
| 1963 | 54.00 | 3 | 57.30 | 3 | 70.10 | 3 | 73.40 | 2 | 98.10 | 4 | 117.00 | 4 | 120.00 | 3 | 129.00 | 3 | 127.00 | 3 | 665.00 | 2 |
| 1964 | 48.00 | 1 | 51.30 | 1 | 55.10 | 1 | 56.10 | 1 | 60.70 | 1 | 76.10 | 1 | 86.10 | 1 | 90.90 | 1 | 123.00 | 1 | 530.00 | 1 |
| 1965 | 54.00 | 2 | 56.70 | 2 | 60.70 | 2 | 75.50 | 3 | 82.80 | 2 | 88.20 | 2 | 94.60 | 2 | 100.00 | 2 | 125.00 | 2 | 1280.00 | 6 |
| 1966 | 92.00 | 8 | 102.00 | 9 | 125.00 | 11 | 141.00 | 11 | 153.00 | 11 | 197.00 | 9 | 213.00 | 8 | 250.00 | 8 | 338.00 | 7 | 1240.00 | 5 |
| 1967 | 77.00 | 6 | 79.30 | 5 | 85.70 | 5 | 95.20 | 5 | 99.90 | 5 | 118.00 | 5 | 132.00 | 5 | 174.00 | 6 | 364.00 | 8 | 1670.00 | 9 |
| 1968 | 71.00 | 4 | 75.30 | 4 | 80.30 | 4 | 92.80 | 4 | 96.40 | 3 | 101.00 | 3 | 124.00 | 4 | 162.00 | 4 | 278.00 | 5 | 1850.00 | 12 |
| 1969 | 164.00 | 16 | 172.00 | 16 | 177.00 | 14 | 182.00 | 14 | 196.00 | 13 | 296.00 | 13 | 359.00 | 12 | 623.00 | 14 | 937.00 | 13 | 1980.00 | 13 |
| 1970 | 120.00 | 14 | 129.00 | 13 | 131.00 | 12 | 146.00 | 12 | 182.00 | 12 | 286.00 | 12 | 400.00 | 14 | 454.00 | 11 | 726.00 | 12 | 1520.00 | 8 |
| 1971 | 98.00 | 9 | 105.00 | 10 | 112.00 | 10 | 120.00 | 9 | 130.00 | 6 | 198.00 | 10 | 258.00 | 11 | 309.00 | 9 | 402.00 | 9 | 1500.00 | 7 |
| 1972 | 105.00 | 12 | 108.00 | 11 | 110.00 | 9 | 132.00 | 10 | 144.00 | 10 | 184.00 | 8 | 237.00 | 9 | 247.00 | 7 | 321.00 | 6 | 993.00 | 3 |
| 1973 | 140.00 | 15 | 145.00 | 14 | 156.00 | 13 | 169.00 | 13 | 270.00 | 15 | 666.00 | 15 | 610.00 | 15 | 712.00 | 15 | 1220.00 | 16 | 2760.00 | 16 |

HIGHEST MEAN DISCHARGE, IN CFS, AND RANKING, FOR THE FOLLOWING NUMBER OF CONSECUTIVE DAYS IN YEAR ENDING SEPTEMBER 30

| YEAR | 1 | | 3 | | 7 | | 15 | | 30 | | 60 | | 90 | | 120 | | 183 | | ANNUAL | |
|---|---|---|---|---|---|---|---|---|---|---|---|---|---|---|---|---|---|---|---|---|
| 1957 | 14500.0 | 5 | 14300.0 | 5 | 14100.0 | 5 | 13500.0 | 5 | 8090.0 | 1 | 5180.0 | 4 | 3980.0 | 5 | 3440.0 | 6 | 2780.0 | 6 | 1520.0 | 9 |
| 1956 | 13600.0 | 11 | 13200.0 | 11 | 8860.0 | 11 | 6910.0 | 12 | 4890.0 | 12 | 3110.0 | 15 | 2630.0 | 15 | 2280.0 | 15 | 2030.0 | 13 | 1800.0 | 5 |
| 1959 | 18600.0 | 1 | 18200.0 | 1 | 16400.0 | 1 | 11100.0 | 1 | 8080.0 | 2 | 6180.0 | 1 | 5440.0 | 1 | 4860.0 | 1 | 3670.0 | 2 | 2080.0 | 3 |
| 1960 | 11300.0 | 8 | 10600.0 | 8 | 8550.0 | 12 | 5490.0 | 17 | 4520.0 | 16 | 3800.0 | 13 | 3120.0 | 12 | 3020.0 | 10 | 2630.0 | 7 | 1730.0 | 7 |
| 1961 | 13600.0 | 6 | 13200.0 | 6 | 12100.0 | 6 | 9900.0 | 6 | 6980.0 | 4 | 5340.0 | 3 | 4360.0 | 3 | 3420.0 | 7 | 2440.0 | 10 | 1340.0 | 11 |
| 1962 | 9630.0 | 15 | 9300.0 | 14 | 7800.0 | 15 | 7100.0 | 9 | 5670.0 | 9 | 4100.0 | 10 | 3470.0 | 10 | 2880.0 | 11 | 2160.0 | 12 | 1210.0 | 13 |
| 1963 | 9830.0 | 14 | 9600.0 | 16 | 7800.0 | 16 | 6340.0 | 13 | 4640.0 | 15 | 2880.0 | 16 | 2050.0 | 16 | 1680.0 | 17 | 1210.0 | 17 | 669.0 | 17 |
| 1964 | 9530.0 | 16 | 9100.0 | 15 | 8000.0 | 14 | 5860.0 | 15 | 4990.0 | 11 | 3980.0 | 12 | 2930.0 | 13 | 2340.0 | 14 | 1610.0 | 16 | 858.0 | 16 |
| 1965 | 10700.0 | 10 | 10500.0 | 9 | 9600.0 | 8 | 7020.0 | 10 | 4860.0 | 13 | 4600.0 | 7 | 4080.0 | 4 | 3400.0 | 8 | 2380.0 | 11 | 1290.0 | 12 |
| 1966 | 8440.0 | 17 | 7950.0 | 17 | 7170.0 | 17 | 5810.0 | 16 | 3830.0 | 17 | 2230.0 | 17 | 1960.0 | 17 | 1810.0 | 16 | 1740.0 | 15 | 1040.0 | 15 |
| 1967 | 17600.0 | 2 | 17300.0 | 2 | 16100.0 | 2 | 11700.0 | 2 | 6120.0 | 7 | 4120.0 | 9 | 3590.0 | 8 | 3740.0 | 5 | 3250.0 | 4 | 1790.0 | 6 |
| 1968 | 17300.0 | 4 | 16800.0 | 4 | 14600.0 | 4 | 10600.0 | 3 | 6550.0 | 6 | 5530.0 | 2 | 4410.0 | 2 | 3980.0 | 2 | 3460.0 | 3 | 2200.0 | 2 |
| 1969 | 17600.0 | 3 | 16900.0 | 3 | 15000.0 | 3 | 10500.0 | 4 | 7080.0 | 3 | 5020.0 | 5 | 3850.0 | 7 | 3780.0 | 3 | 3100.0 | 5 | 1890.0 | 4 |
| 1970 | 10200.0 | 12 | 9570.0 | 12 | 8930.0 | 13 | 6250.0 | 14 | 4800.0 | 14 | 4020.0 | 11 | 3450.0 | 11 | 3180.0 | 9 | 2480.0 | 9 | 1490.0 | 10 |
| 1971 | 10200.0 | 13 | 9540.0 | 13 | 9170.0 | 10 | 7520.0 | 11 | 5260.0 | 10 | 3570.0 | 14 | 2640.0 | 14 | 2400.0 | 13 | 1790.0 | 14 | 1120.0 | 14 |
| 1972 | 11300.0 | 7 | 11000.0 | 7 | 9700.0 | 9 | 8590.0 | 8 | 6040.0 | 8 | 4530.0 | 8 | 3550.0 | 9 | 2830.0 | 12 | 2500.0 | 8 | 1630.0 | 8 |
| 1973 | 11000.0 | 9 | 10400.0 | 10 | 9990.0 | 7 | 8850.0 | 7 | 6760.0 | 5 | 4960.0 | 6 | 3940.0 | 6 | 3780.0 | 4 | 3870.0 | 1 | 2640.0 | 1 |

STATISTICS ON NORMAL MONTHLY MEANS(ALL DAYS)

| OCT | NOV | DEC | JAN | FEB | MARCH | APRIL | MAY | JUNE | JULY | AUG | SEPT |
|---|---|---|---|---|---|---|---|---|---|---|---|
| BY ROWS(MEAN,VARIANCE,STANDARD DEVIATION, SKEWNESS, COEFF. OF VARIATION,PERCENTAGE OF AVERAGE FLOW) | | | | | | | | | | | |
| 0.3918E+03 | 0.1054E+04 | 0.1945E+04 | 0.1597E+04 | 0.2389E+04 | 0.3283E+04 | 0.3463E+04 | 0.1736E+04 | 0.1152E+04 | 0.7693E+03 | 0.4507E+03 | 0.4013E+03 |
| 0.1490E+06 | 0.1625E+07 | 0.4121E+07 | 0.1780E+07 | 0.3679E+07 | 0.2355E+07 | 0.4076E+07 | 0.5998E+06 | 0.9214E+06 | 0.4269E+06 | 0.2992E+06 | 0.2632E+06 |
| 0.3860E+03 | 0.1275E+04 | 0.2030E+04 | 0.1334E+04 | 0.1918E+04 | 0.1535E+04 | 0.2019E+04 | 0.7744E+03 | 0.9599E+03 | 0.6534E+03 | 0.5470E+03 | 0.5131E+03 |
| 0.2201E+01 | 0.2548E+01 | 0.1077E+01 | 0.1063E+01 | 0.1129E+01 | 0.3549E+00 | 0.4867E+00 | -0.1546E+00 | 0.1129E+01 | 0.1346E+01 | 0.2259E+01 | 0.2764E+01 |
| 0.9851E+00 | 0.1209E+01 | 0.1044E+01 | 0.8353E+00 | 0.8028E+00 | 0.4675E+00 | 0.5830E+00 | 0.4460E+00 | 0.8332E+00 | 0.8493E+00 | 0.1214E+01 | 0.1279E+01 |
| 0.2103E+01 | 0.5658E+01 | 0.1044E+02 | 0.8572E+01 | 0.1282E+02 | 0.1762E+02 | 0.1858E+02 | 0.9319E+01 | 0.6183E+01 | 0.4129E+01 | 0.2419E+01 | 0.2154E+01 |

STATISTICS ON NORMAL ANNUAL MEANS(ALL DAYS)

| MEAN | VARIANCE | STANDARD DEVIATION | SKEWNESS | COEFF. OF VARIATION | SERIAL CORR |
|---|---|---|---|---|---|
| 0.1547E+04 | 0.2563E+06 | 0.5062E+03 | 0.2899E+00 | 0.3273E+00 | 0.5250E+00 |

STATISTICS ON LOG MONTHLY MEANS(ALL DAYS)

| OCT | NOV | DEC | JAN | FEB | MARCH | APRIL | MAY | JUNE | JULY | AUG | SEPT |
|---|---|---|---|---|---|---|---|---|---|---|---|
| BY ROWS(MEAN,VARIANCE,STANDARD DEVIATION, SKEWNESS, COEFF. OF VARIATION,PERCENTAGE OF AVERAGE FLOW) | | | | | | | | | | | |
| 0.2431E+01 | 0.2765E+01 | 0.2972E+01 | 0.3011E+01 | 0.3195E+01 | 0.3467E+01 | 0.3454E+01 | 0.3186E+01 | 0.2930E+01 | 0.2752E+01 | 0.2455E+01 | 0.2411E+01 |
| 0.1478E+00 | 0.2557E+00 | 0.3754E+00 | 0.2308E+00 | 0.2293E+00 | 0.4859E-01 | 0.9050E-01 | 0.5916E-01 | 0.1162E+00 | 0.1194E+00 | 0.1507E+00 | 0.1429E+00 |
| 0.3845E+00 | 0.5057E+00 | 0.6127E+00 | 0.4804E+00 | 0.4788E+00 | 0.2204E+00 | 0.3008E+00 | 0.2432E+00 | 0.3408E+00 | 0.3455E+00 | 0.3882E+00 | 0.3781E+00 |
| 0.2184E+00 | 0.3958E-01 | -0.2639E+00 | -0.6679E+00 | -0.9112E+00 | -0.2705E+00 | -0.5139E+00 | -0.9958E+00 | 0.4891E+00 | 0.4432E+00 | 0.1080E+01 | 0.1030E+01 |
| 0.1581E+00 | 0.1828E+00 | 0.2062E+00 | 0.1596E+00 | 0.1498E+00 | 0.6358E-01 | 0.8710E-01 | 0.7635E-01 | 0.1163E+00 | 0.1255E+00 | 0.1581E+00 | 0.1568E+00 |
| 0.6941E+01 | 0.7895E+01 | 0.8483E+01 | 0.8594E+01 | 0.9122E+01 | 0.9897E+01 | 0.9860E+01 | 0.9094E+01 | 0.8365E+01 | 0.7857E+01 | 0.7008E+01 | 0.6884E+01 |

STATISTICS ON LOG ANNUAL MEANS(ALL DAYS)

| MEAN | VARIANCE | STANDARD DEVIATION | SKEWNESS | COEFF. OF VARIATION | SERIAL CORR |
|---|---|---|---|---|---|
| 0.3166E+01 | 0.2329E-01 | 0.1526E+00 | -0.5675E+00 | 0.4821E-01 | 0.5454E+00 |

ANNUAL PEAKS

| | |
|---|---|
| 1947 | 11600 |
| 1948 | 12400 |
| 1949 | 13200 |
| 1950 | 19100 |
| 1951 | 14900 |
| 1952 | 14100 |
| 1953 | 9930 |
| 1954 | 7230 |
| 1955 | 12200 |
| 1956 | 11800 |
| 1957 | 15000 |
| 1958 | 10800 |
| 1959 | 18900 |
| 1960 | 11700 |
| 1961 | 13700 |
| 1962 | 9730 |
| 1963 | 9930 |
| 1964 | 9630 |
| 1965 | 10900 |
| 1966 | 8420 |
| 1967 | 17700 |
| 1968 | 17400 |
| 1969 | 18700 |
| 1970 | 10400 |
| 1971 | 10400 |
| 1972 | 11500 |
| 1973 | 11100 |

## 05515000 Kankakee River near North Liberty, Ind.

LOCATION.--Lat 41°33'50", long 86°29'50", in NW¼NE¼ sec.23, T.36 N., R.1 W., St. Joseph County, on left bank at downstream side of bridge on county highway named "New Road", 2.7 miles (4.3 km) upstream from Little Kankakee River, and 4 miles (6 km) northwest of North Liberty.

DRAINAGE AREA.--174 $mi^2$ (451 $km^2$), of which 58.2 $mi^2$ (150.7 $km^2$) does not contribute directly to surface runoff.

### DURATION TABLE OF DAILY DISCHARGE FOR YEAR ENDING SEPTEMBER 30

| CLASS | 0 | 1 | 2 | 3 | 4 | 5 | 6 | 7 | 8 | 9 | 10 | 11 | 12 | 13 | 14 | 15 | 16 | 17 | 18 | 19 | 20 | 21 | 22 | 23 | 24 | 25 | 26 | 27 | 28 | 29 | 30 | 31 | 32 | 33 | 34 | |
|---|---|---|---|---|---|---|---|---|---|---|---|---|---|---|---|---|---|---|---|---|---|---|---|---|---|---|---|---|---|---|---|---|---|---|---|---|
| YEAR | NUMBER OF DAYS IN CLASS | | | | | | | | | | | | | | | | | | | | | | | | | | | | | | | | | | | CFS_DAYS |
| 1952 | | | | | | 1 | 8 | 12 | 7 | 19 | 3 | 16 | 16 | 5 | 2 | 10 | 27 | 15 | 48 | 74 | 28 | 20 | 22 | 16 | 26 | 14 | 4 | 9 | 7 | 2 | 4 | 1 | | | | 75244.0 |
| 1953 | | | | 12 | 13 | 21 | 37 | 16 | 26 | 19 | 15 | 18 | 41 | 43 | 43 | 29 | 22 | 6 | 1 | | 1 | | 2 | | | | | | | | | | | | | 39344.0 |
| 1954 | | | | | | 16 | 42 | 47 | 32 | 30 | 30 | 13 | 26 | 23 | 16 | 17 | 15 | 11 | 11 | 4 | 5 | 5 | 7 | 1 | 5 | 4 | 5 | | | | | | | | | 43945.0 |
| 1955 | | | | | | | 6 | 20 | 13 | 16 | 7 | 17 | 14 | 14 | 14 | 29 | 52 | 17 | 32 | 16 | 36 | 10 | 10 | 8 | 8 | 3 | 4 | 2 | 4 | 4 | 4 | 2 | 2 | 1 | | 65938.0 |
| 1956 | | | | | | 14 | 11 | 13 | 11 | 12 | 9 | 43 | 23 | 58 | 20 | 26 | 40 | 13 | 19 | 4 | 14 | 6 | 4 | 3 | 4 | 3 | 6 | 3 | 1 | 2 | 1 | 2 | 1 | | | 54547.0 |
| 1957 | | | 6 | 1 | 12 | 36 | 51 | 25 | 41 | 18 | 37 | 33 | 32 | 10 | 11 | 27 | 6 | 7 | 1 | 3 | 1 | 1 | 1 | | 1 | | 1 | | 2 | | 1 | | | | | 39999.0 |
| 1958 | | | | | | | 13 | 16 | 27 | 26 | 13 | 38 | 48 | 36 | 45 | 16 | 26 | 8 | 11 | 4 | 9 | 5 | 5 | 2 | 6 | 1 | 3 | 3 | 2 | 2 | | | | | | 49845.0 |
| 1959 | | | 3 | 14 | 9 | 11 | 19 | 62 | 31 | 35 | 15 | 32 | 14 | 6 | 7 | 13 | 14 | 5 | 10 | 1 | 6 | 9 | 6 | 4 | 13 | 5 | 10 | 6 | 1 | 4 | | | | | | 48998.0 |
| 1960 | | | | | | 1 | 6 | 10 | 9 | 14 | 14 | 9 | 31 | 10 | 20 | 14 | 78 | 19 | 31 | 22 | 18 | 13 | 9 | 10 | 8 | 2 | 6 | 3 | 1 | 3 | 2 | 3 | | | | 64395.0 |
| 1961 | | | | | | | 10 | 70 | 26 | 58 | 27 | 29 | 21 | 33 | 27 | 2 | 29 | 7 | 11 | | 4 | 2 | | 1 | 2 | | 1 | 2 | 1 | | 2 | | | | | 42477.0 |
| 1962 | | | | 6 | 3 | 11 | 13 | 19 | 14 | 17 | 28 | 77 | 35 | 55 | 15 | 9 | 15 | 4 | 10 | 4 | 8 | 4 | 7 | 1 | 2 | 1 | 2 | 3 | 2 | | | | | | | 45296.0 |
| 1963 | | | 1 | 3 | 8 | 35 | 36 | 27 | 17 | 33 | 18 | 38 | 15 | 27 | 15 | 22 | 32 | 5 | 8 | 1 | 3 | 1 | 2 | 1 | 5 | 2 | 1 | 3 | 1 | 1 | 3 | 1 | | | | 43796.0 |
| 1964 | | 4 | 11 | 9 | 9 | 44 | 44 | 58 | 20 | 25 | 17 | 25 | 17 | 28 | 13 | 9 | 12 | 8 | 6 | 1 | 3 | 1 | | 2 | | | | | | | | | | | | 34917.0 |
| 1965 | | | 7 | 16 | 17 | 31 | 22 | 43 | 17 | 11 | 5 | 24 | 17 | 22 | 10 | 15 | 14 | 7 | 16 | 7 | 11 | 10 | 11 | 7 | 14 | 5 | 2 | 3 | 1 | | | | | | | 48055.0 |
| 1966 | | | | | | 1 | 1 | 7 | 9 | 12 | 6 | 19 | 21 | 32 | 31 | 38 | 58 | 15 | 24 | 16 | 11 | 9 | 8 | 7 | 7 | 6 | 7 | 7 | 7 | 2 | 1 | 2 | | 1 | | 64513.0 |
| 1967 | | | | | | 4 | 6 | 27 | 19 | 27 | 9 | 21 | 14 | 18 | 20 | 31 | 41 | 6 | 19 | 6 | 9 | 17 | 16 | 15 | 9 | 5 | 7 | 3 | 6 | 4 | 2 | 1 | 2 | 1 | | 63442.0 |
| 1968 | | | | | | | | | 6 | 23 | 14 | 23 | 21 | 18 | 47 | 29 | 41 | 21 | 38 | 15 | 17 | 15 | 7 | 4 | 7 | 1 | 4 | 2 | 2 | 3 | 1 | 2 | 1 | 4 | | 63517.0 |
| 1969 | | | | | | | 2 | 13 | 22 | 6 | 5 | 11 | 54 | 26 | 12 | 28 | 60 | 19 | 26 | 16 | 26 | 9 | 8 | 5 | 8 | 1 | 4 | 2 | | 2 | | | | | | 58472.0 |
| 1970 | | | | | | | | | 15 | 13 | 13 | 31 | 36 | 65 | 60 | 23 | 34 | 18 | 18 | 5 | 9 | 4 | 3 | 3 | 3 | 3 | 3 | 3 | 2 | | 1 | | | | | 53357.0 |
| 1971 | | 1 | 4 | 11 | 18 | 21 | 12 | 9 | 12 | 16 | 13 | 20 | 35 | 27 | 17 | 14 | 43 | 23 | 23 | 9 | 12 | 10 | 8 | 3 | 2 | 2 | | | | | | | | | | 48560.0 |
| 1972 | | | | | | | | 3 | 15 | 41 | 29 | 45 | 17 | 30 | 21 | 16 | 33 | 15 | 37 | 8 | 20 | 9 | 11 | 1 | 6 | 3 | 5 | | 1 | | | | | | | 54552.0 |
| 1973 | | | | 3 | 6 | 7 | 17 | 11 | 5 | 7 | 4 | 8 | 10 | 6 | 3 | 6 | 31 | 18 | 48 | 39 | 50 | 30 | 12 | 13 | 9 | 5 | 6 | 1 | 3 | | 2 | 2 | 1 | 1 | 1 | 70553.0 |

| CLASS | CFS | TOTAL | ACCUM | PERCT | CLASS | CFS | TOTAL | ACCUM | PERCT | CLASS | CFS | TOTAL | ACCUM | PERCT | CLASS | CFS | TOTAL | ACCUM | PERCT |
|---|---|---|---|---|---|---|---|---|---|---|---|---|---|---|---|---|---|---|---|
| 0 | 0.00 | 0 | 8036 | 100.0 | 9 | 88.00 | 501 | 6358 | 79.1 | 18 | 180.0 | 454 | 1893 | 23.6 | 27 | 370 | 56 | 185 | 2.3 |
| 1 | 46.00 | 5 | 8036 | 100.0 | 10 | 95.00 | 312 | 5857 | 72.9 | 19 | 200.0 | 203 | 1439 | 17.9 | 28 | 400 | 42 | 129 | 1.6 |
| 2 | 50.00 | 26 | 8031 | 99.9 | 11 | 100.00 | 594 | 5545 | 69.0 | 20 | 210.0 | 303 | 1236 | 15.4 | 29 | 440 | 31 | 87 | 1.0 |
| 3 | 54.00 | 80 | 8005 | 99.6 | 12 | 110.00 | 559 | 4951 | 61.6 | 21 | 230.0 | 190 | 933 | 11.6 | 30 | 470 | 23 | 56 | .6 |
| 4 | 59.00 | 84 | 7925 | 98.6 | 13 | 120.00 | 614 | 4392 | 54.7 | 22 | 250.0 | 159 | 743 | 9.2 | 31 | 510 | 17 | 33 | .4 |
| 5 | 63.00 | 230 | 7841 | 97.6 | 14 | 130.00 | 468 | 3778 | 47.0 | 23 | 270.0 | 108 | 584 | 7.3 | 32 | 560 | 7 | 16 | .1 |
| 6 | 69.00 | 341 | 7611 | 94.7 | 15 | 140.00 | 407 | 3310 | 41.2 | 24 | 290.0 | 144 | 476 | 5.9 | 33 | 600 | 8 | 9 | .1 |
| 7 | 75.00 | 534 | 7270 | 90.5 | 16 | 150.00 | 744 | 2903 | 36.1 | 25 | 320.0 | 67 | 332 | 4.1 | 34 | 660 | 1 | 1 | .0 |
| 8 | 81.00 | 378 | 6736 | 83.8 | 17 | 170.00 | 266 | 2159 | 26.9 | 26 | 340.0 | 80 | 265 | 3.3 | | | | | |

### LOWEST MEAN DISCHARGE, IN CFS, AND RANKING, FOR THE FOLLOWING NUMBER OF CONSECUTIVE DAYS IN YEAR ENDING MARCH 31

| YEAR | 1 | | 3 | | 7 | | 14 | | 30 | | 60 | | 90 | | 120 | | 183 | | ANNUAL | |
|---|---|---|---|---|---|---|---|---|---|---|---|---|---|---|---|---|---|---|---|---|
| 1952 | 98.00 | 22 | 102.00 | 22 | 104.00 | 22 | 110.00 | 22 | 114.00 | 22 | 125.00 | 22 | 138.00 | 22 | 143.00 | 22 | 166.00 | 22 | 217.00 | 22 |
| 1953 | 65.00 | 10 | 66.30 | 9 | 69.00 | 11 | 69.90 | 10 | 72.50 | 10 | 76.00 | 9 | 79.80 | 11 | 85.40 | 11 | 95.60 | 9 | 135.00 | 10 |
| 1954 | 56.00 | 6 | 56.00 | 6 | 56.90 | 5 | 57.40 | 4 | 61.10 | 4 | 64.70 | 3 | 67.60 | 2 | 69.70 | 2 | 73.60 | 1 | 99.30 | 2 |
| 1955 | 73.00 | 17 | 73.70 | 15 | 74.40 | 13 | 76.90 | 15 | 80.00 | 13 | 87.50 | 16 | 97.10 | 17 | 106.00 | 17 | 138.00 | 20 | 188.00 | 20 |
| 1956 | 70.00 | 15 | 71.70 | 13 | 74.60 | 14 | 75.50 | 13 | 84.10 | 16 | 86.10 | 15 | 92.80 | 14 | 105.00 | 16 | 123.00 | 15 | 140.00 | 12 |
| 1957 | 68.00 | 12 | 68.00 | 11 | 68.00 | 10 | 68.00 | 9 | 70.20 | 9 | 73.10 | 7 | 75.10 | 6 | 78.30 | 5 | 82.80 | 4 | 121.00 | 4 |
| 1958 | 56.00 | 7 | 56.00 | 7 | 57.70 | 6 | 61.90 | 7 | 68.00 | 8 | 77.50 | 10 | 77.10 | 7 | 84.40 | 9 | 102.00 | 10 | 143.00 | 13 |
| 1959 | 74.00 | 18 | 74.00 | 16 | 75.30 | 15 | 76.60 | 14 | 76.70 | 12 | 80.20 | 12 | 84.90 | 12 | 84.80 | 10 | 90.00 | 7 | 127.00 | 7 |
| 1960 | 52.00 | 4 | 52.70 | 4 | 53.60 | 2 | 54.40 | 2 | 58.20 | 1 | 70.50 | 6 | 77.30 | 8 | 82.20 | 7 | 106.00 | 11 | 161.00 | 15 |
| 1961 | 68.00 | 13 | 73.00 | 14 | 73.00 | 12 | 74.40 | 12 | 76.30 | 11 | 77.50 | 11 | 79.30 | 9 | 82.80 | 8 | 84.80 | 5 | 127.00 | 8 |
| 1962 | 78.00 | 19 | 78.00 | 19 | 78.00 | 17 | 84.10 | 18 | 85.70 | 17 | 93.00 | 18 | 95.90 | 15 | 103.00 | 14 | 109.00 | 12 | 134.00 | 9 |
| 1963 | 56.00 | 8 | 56.00 | 5 | 58.30 | 7 | 60.90 | 6 | 67.10 | 7 | 73.80 | 8 | 79.60 | 10 | 88.00 | 12 | 94.10 | 8 | 122.00 | 5 |
| 1964 | 52.00 | 5 | 57.30 | 8 | 61.10 | 8 | 62.00 | 8 | 64.70 | 6 | 67.40 | 4 | 68.50 | 3 | 70.70 | 3 | 75.60 | 2 | 98.40 | 1 |
| 1965 | 46.00 | 1 | 47.30 | 1 | 51.10 | 1 | 52.90 | 1 | 59.30 | 2 | 61.00 | 1 | 67.10 | 1 | 66.20 | 1 | 81.90 | 3 | 119.00 | 3 |
| 1966 | 50.00 | 3 | 50.70 | 2 | 54.90 | 4 | 58.60 | 5 | 60.30 | 3 | 68.10 | 5 | 72.10 | 5 | 80.80 | 6 | 112.00 | 13 | 158.00 | 14 |
| 1967 | 66.00 | 11 | 74.30 | 17 | 78.10 | 18 | 80.80 | 17 | 89.00 | 18 | 91.20 | 17 | 110.00 | 20 | 118.00 | 21 | 124.00 | 16 | 176.00 | 18 |
| 1968 | 63.00 | 9 | 67.00 | 10 | 67.90 | 9 | 71.70 | 11 | 81.60 | 15 | 83.30 | 13 | 88.60 | 13 | 100.00 | 13 | 130.00 | 17 | 180.00 | 19 |
| 1969 | 83.00 | 21 | 84.70 | 21 | 87.60 | 21 | 88.60 | 21 | 91.30 | 19 | 102.00 | 19 | 108.00 | 19 | 111.00 | 18 | 135.00 | 18 | 162.00 | 16 |
| 1970 | 72.00 | 16 | 76.00 | 18 | 76.10 | 16 | 77.70 | 16 | 80.70 | 14 | 85.30 | 14 | 96.90 | 16 | 104.00 | 15 | 115.00 | 14 | 138.00 | 11 |
| 1971 | 70.00 | 14 | 71.70 | 12 | 82.40 | 19 | 87.40 | 20 | 91.70 | 20 | 102.00 | 20 | 112.00 | 21 | 117.00 | 20 | 137.00 | 19 | 166.00 | 17 |
| 1972 | 49.00 | 2 | 50.70 | 3 | 54.70 | 3 | 56.50 | 3 | 61.80 | 5 | 64.10 | 2 | 68.60 | 4 | 78.20 | 4 | 85.10 | 6 | 122.00 | 6 |
| 1973 | 78.00 | 20 | 79.00 | 20 | 83.70 | 20 | 85.90 | 19 | 94.20 | 21 | 106.00 | 21 | 103.00 | 18 | 112.00 | 19 | 147.00 | 21 | 193.00 | 21 |

HIGHEST MEAN DISCHARGE, IN CFS, AND RANKING, FOR THE FOLLOWING NUMBER OF CONSECUTIVE DAYS IN YEAR ENDING SEPTEMBER 30

| YEAR | 1 | 3 | 7 | 15 | 30 | 60 | 90 | 120 | 183 | ANNUAL |
|---|---|---|---|---|---|---|---|---|---|---|
| 1952 | 526.0 9 | 467.0 11 | 419.0 9 | 367.0 7 | 344.0 2 | 302.0 2 | 300.0 1 | 289.0 1 | 271.0 1 | 206.0 1 |
| 1953 | 255.0 22 | 241.0 21 | 203.0 21 | 174.0 21 | 157.0 21 | 147.0 21 | 143.0 21 | 141.0 21 | 135.0 21 | 108.0 21 |
| 1954 | 360.0 19 | 353.0 19 | 339.0 17 | 303.0 15 | 256.0 15 | 218.0 14 | 196.0 15 | 181.0 15 | 160.0 16 | 120.0 18 |
| 1955 | 655.0 2 | 607.0 3 | 534.0 2 | 429.0 1 | 324.0 4 | 265.0 5 | 261.0 5 | 251.0 3 | 239.0 3 | 181.0 3 |
| 1956 | 584.0 6 | 538.0 6 | 458.0 8 | 374.0 6 | 324.0 5 | 237.0 11 | 222.0 10 | 206.0 11 | 175.0 12 | 149.0 10 |
| 1957 | 510.0 10 | 470.0 10 | 380.0 11 | 281.0 18 | 221.0 19 | 184.0 20 | 162.0 20 | 152.0 20 | 138.0 20 | 110.0 20 |
| 1958 | 450.0 14 | 420.0 14 | 373.0 13 | 310.0 13 | 243.0 16 | 194.0 18 | 192.0 16 | 183.0 14 | 170.0 15 | 137.0 12 |
| 1959 | 445.0 15 | 417.0 15 | 379.0 12 | 346.0 10 | 318.0 6 | 301.0 3 | 270.0 3 | 236.0 6 | 187.0 9 | 134.0 13 |
| 1960 | 554.0 7 | 536.0 7 | 466.0 5 | 366.0 8 | 307.0 10 | 248.0 8 | 250.0 6 | 242.0 5 | 221.0 5 | 176.0 5 |
| 1961 | 505.0 11 | 472.0 9 | 407.0 10 | 313.0 12 | 238.0 17 | 192.0 19 | 179.0 18 | 166.0 19 | 144.0 19 | 116.0 19 |
| 1962 | 418.0 16 | 406.0 16 | 367.0 15 | 325.0 11 | 276.0 12 | 218.0 15 | 182.0 17 | 169.0 18 | 149.0 17 | 124.0 16 |
| 1963 | 545.0 8 | 514.0 8 | 463.0 6 | 397.0 5 | 315.0 8 | 235.0 12 | 201.0 14 | 178.0 16 | 147.0 18 | 120.0 17 |
| 1964 | 276.0 21 | 227.0 22 | 189.0 22 | 169.0 22 | 149.0 22 | 144.0 22 | 131.0 22 | 128.0 22 | 119.0 22 | 95.4 22 |
| 1965 | 406.0 18 | 372.0 17 | 317.0 18 | 288.0 16 | 270.0 13 | 254.0 7 | 228.0 8 | 211.0 10 | 182.0 10 | 132.0 15 |
| 1966 | 617.0 4 | 540.0 5 | 458.0 7 | 361.0 9 | 310.0 9 | 242.0 9 | 225.0 9 | 217.0 8 | 213.0 6 | 177.0 4 |
| 1967 | 613.0 5 | 592.0 4 | 527.0 3 | 400.0 4 | 352.0 1 | 313.0 1 | 272.0 2 | 246.0 4 | 234.0 4 | 174.0 6 |
| 1968 | 625.0 3 | 608.0 2 | 511.0 4 | 427.0 2 | 318.0 7 | 257.0 6 | 235.0 7 | 222.0 7 | 209.0 7 | 174.0 7 |
| 1969 | 461.0 13 | 434.0 13 | 363.0 16 | 306.0 14 | 256.0 14 | 226.0 13 | 215.0 11 | 213.0 9 | 204.0 8 | 160.0 8 |
| 1970 | 481.0 12 | 447.0 12 | 368.0 14 | 283.0 17 | 278.0 11 | 240.0 10 | 210.0 12 | 192.0 12 | 172.0 14 | 146.0 11 |
| 1971 | 336.0 20 | 319.0 20 | 290.0 20 | 253.0 19 | 221.0 20 | 201.0 17 | 177.0 19 | 172.0 17 | 174.0 13 | 133.0 14 |
| 1972 | 418.0 17 | 362.0 18 | 315.0 19 | 253.0 20 | 225.0 18 | 216.0 16 | 202.0 13 | 185.0 13 | 182.0 11 | 149.0 9 |
| 1973 | 668.0 1 | 629.0 1 | 540.0 1 | 406.0 3 | 341.0 3 | 289.0 4 | 269.0 4 | 257.0 2 | 246.0 2 | 193.0 2 |

STATISTICS ON NORMAL MONTHLY MEANS(ALL DAYS)

| OCT | NOV | DEC | JAN | FEB | MARCH | APRIL | MAY | JUNE | JULY | AUG | SEPT |
|---|---|---|---|---|---|---|---|---|---|---|---|
| BY ROWS(MEAN,VARIANCE,STANDARD DEVIATION, SKEWNESS, COEFF. OF VARIATION,PERCENTAGE OF AVERAGE FLOW) | | | | | | | | | | | |
| 0.1293E+03 | 0.1442E+03 | 0.1556E+03 | 0.1579E+03 | 0.1664E+03 | 0.2042E+03 | 0.2084E+03 | 0.1674E+03 | 0.1341E+03 | 0.1057E+03 | 0.9012E+02 | 0.9080E+02 |
| 0.3418E+04 | 0.3490E+04 | 0.3829E+04 | 0.5728E+04 | 0.3348E+04 | 0.2690E+04 | 0.2709E+04 | 0.2424E+04 | 0.1047E+04 | 0.4677E+03 | 0.4603E+03 | 0.7591E+03 |
| 0.5846E+02 | 0.5908E+02 | 0.6188E+02 | 0.7568E+02 | 0.5786E+02 | 0.5187E+02 | 0.5204E+02 | 0.4923E+02 | 0.3236E+02 | 0.2163E+02 | 0.2145E+02 | 0.2755E+02 |
| 0.1257E+01 | 0.6717E+00 | 0.3548E+00 | 0.1200E+01 | 0.6066E+00 | 0.3353E+00 | 0.5033E-01 | 0.1280E+01 | 0.4345E+00 | 0.2599E+00 | 0.1677E+01 | 0.2079E+01 |
| 0.4521E+00 | 0.4098E+00 | 0.3977E+00 | 0.4792E+00 | 0.3477E+00 | 0.2540E+00 | 0.2497E+00 | 0.2941E+00 | 0.2414E+00 | 0.2047E+00 | 0.2381E+00 | 0.3034E+00 |
| 0.7373E+01 | 0.8219E+01 | 0.8871E+01 | 0.9004E+01 | 0.9487E+01 | 0.1164E+02 | 0.1188E+02 | 0.9542E+01 | 0.7643E+01 | 0.6023E+01 | 0.5138E+01 | 0.5177E+01 |

STATISTICS ON NORMAL ANNUAL MEANS(ALL DAYS)

| MEAN | VARIANCE | STANDARD DEVIATION | SKEWNESS | COEFF. OF VARIATION | SERIAL CORR |
|---|---|---|---|---|---|
| 0.1461E+03 | 0.9152E+03 | 0.3025E+02 | 0.2743E+00 | 0.2071E+00 | 0.1133E+00 |

STATISTICS ON LOG MONTHLY MEANS(ALL DAYS)

| OCT | NOV | DEC | JAN | FEB | MARCH | APRIL | MAY | JUNE | JULY | AUG | SEPT |
|---|---|---|---|---|---|---|---|---|---|---|---|
| BY ROWS(MEAN,VARIANCE,STANDARD DEVIATION, SKEWNESS, COEFF. OF VARIATION,PERCENTAGE OF AVERAGE FLOW) | | | | | | | | | | | |
| 0.2074E+01 | 0.2124E+01 | 0.2158E+01 | 0.2156E+01 | 0.2196E+01 | 0.2296E+01 | 0.2305E+01 | 0.2209E+01 | 0.2115E+01 | 0.2015E+01 | 0.1945E+01 | 0.1943E+01 |
| 0.3251E-01 | 0.3260E-01 | 0.3221E-01 | 0.3659E-01 | 0.2337E-01 | 0.1283E-01 | 0.1269E-01 | 0.1414E-01 | 0.1096E-01 | 0.8408E-02 | 0.8841E-02 | 0.1268E-01 |
| 0.1803E+00 | 0.1805E+00 | 0.1795E+00 | 0.1913E+00 | 0.1529E+00 | 0.1133E+00 | 0.1126E+00 | 0.1189E+00 | 0.1047E+00 | 0.9170E-01 | 0.9403E-01 | 0.1126E+00 |
| 0.4703E+00 | -0.4941E-01 | -0.9072E-01 | 0.4560E+00 | -0.1324E+00 | -0.2930E+00 | -0.2745E+00 | 0.4536E+00 | 0.6654E-02 | -0.4519E+00 | 0.7843E+00 | 0.1172E+01 |
| 0.8692E-01 | 0.8501E-01 | 0.8318E-01 | 0.8870E-01 | 0.6962E-01 | 0.4933E-01 | 0.4886E-01 | 0.5386E-01 | 0.4949E-01 | 0.4551E-01 | 0.4835E-01 | 0.5797E-01 |
| 0.8123E+01 | 0.8317E+01 | 0.8450E+01 | 0.8445E+01 | 0.8600E+01 | 0.8993E+01 | 0.9028E+01 | 0.8649E+01 | 0.8284E+01 | 0.7891E+01 | 0.7615E+01 | 0.7608E+01 |

STATISTICS ON LOG ANNUAL MEANS(ALL DAYS)

| MEAN | VARIANCE | STANDARD DEVIATION | SKEWNESS | COEFF. OF VARIATION | SERIAL CORR |
|---|---|---|---|---|---|
| 0.2156E+01 | 0.8201E-02 | 0.9056E-01 | -0.5684E-01 | 0.4201E-01 | 0.1400E+00 |

ANNUAL PEAKS

| | | | |
|---|---|---|---|
| 1951 | 520 | 1963 | 560 |
| 1952 | 570 | 1964 | 303 |
| 1953 | 260 | 1965 | 430 |
| 1954 | 360 | 1966 | 644 |
| 1955 | 686 | 1967 | 617 |
| 1956 | 619 | 1968 | 629 |
| 1957 | 530 | 1969 | 486 |
| 1958 | 480 | 1970 | 492 |
| 1959 | 480 | 1971 | 359 |
| 1960 | 566 | 1972 | 446 |
| 1961 | 560 | 1973 | 676 |
| 1962 | 430 | | |

05515400 Kingsbury Creek near LaPorte, Ind.

LOCATION.--Lat 41°32'49", long 86°43'48", in SW¼SE¼ sec.23, T.36 N., R.3 W., LaPorte County, on left bank at upstream side of bridge on 400 South Road, 0.5 mile (0.8 km) east of State Road 39, 1.5 miles (2.4 km) west of U.S. Highway 35, and 3 miles (5 km) south of LaPorte city limits.

DRAINAGE AREA.--7.08 $mi^2$ (18.34 $km^2$), of which 4.07 $mi^2$ (10.54 $km^2$) does not contribute directly to surface runoff.

DURATION TABLE OF DAILY DISCHARGE FOR YEAR ENDING SEPTEMBER 30

| CLASS | 0 | 1 | 2 | 3 | 4 | 5 | 6 | 7 | 8 | 9 | 10 | 11 | 12 | 13 | 14 | 15 | 16 | 17 | 18 | 19 | 20 | 21 | 22 | 23 | 24 | 25 | 26 | 27 | 28 | 29 | 30 | 31 | 32 | 33 | 34 | CFS_DAYS |
|---|---|---|---|---|---|---|---|---|---|---|---|---|---|---|---|---|---|---|---|---|---|---|---|---|---|---|---|---|---|---|---|---|---|---|---|---|
| YEAR | NUMBER OF DAYS IN CLASS | | | | | | | | | | | | | | | | | | | | | | | | | | | | | | | | | | | |
| 1971 | | | | | 7 | 10 | 18 | 6 | 18 | 16 | 28 | 17 | 14 | 21 | 70 | 38 | 34 | 14 | 20 | 12 | 5 | 5 | 4 | 2 | 1 | | 3 | 1 | | | | 1 | | | | 1265.1 |
| 1972 | | 5 | 3 | 7 | 7 | 2 | 11 | 4 | 7 | 10 | 45 | 27 | 32 | 43 | 37 | 26 | 17 | 25 | 29 | 11 | 3 | 3 | 1 | 1 | 4 | 2 | | | 1 | | 2 | | | | 1 | 1264.2 |
| 1973 | | | | | | | | | | | | | | | | 17 | 16 | 19 | 24 | 28 | 25 | 48 | 67 | 60 | 30 | 5 | 15 | 5 | 2 | 1 | 1 | | | 1 | 1 | 2712.5 |

| CLASS | CFS | TOTAL | ACCUM | PERCT | CLASS | CFS | TOTAL | ACCUM | PERCT | CLASS | CFS | TOTAL | ACCUM | PERCT | CLASS | CFS | TOTAL | ACCUM | PERCT |
|---|---|---|---|---|---|---|---|---|---|---|---|---|---|---|---|---|---|---|---|
| 0 | 0.00 | 0 | 1096 | 100.0 | 9 | 1.90 | 26 | 991 | 90.4 | 18 | 4.9 | 73 | 425 | 38.8 | 27 | 13 | 6 | 17 | 1.5 |
| 1 | 0.80 | 5 | 1096 | 100.0 | 10 | 2.10 | 73 | 965 | 88.0 | 19 | 5.4 | 51 | 352 | 32.1 | 28 | 14 | 3 | 11 | 1.0 |
| 2 | 0.90 | 3 | 1091 | 99.5 | 11 | 2.40 | 44 | 892 | 81.4 | 20 | 6.0 | 33 | 301 | 27.5 | 29 | 15 | 1 | 8 | .7 |
| 3 | 1.00 | 7 | 1088 | 99.3 | 12 | 2.60 | 46 | 848 | 77.4 | 21 | 6.7 | 56 | 268 | 24.5 | 30 | 17 | 3 | 7 | .6 |
| 4 | 1.10 | 14 | 1081 | 98.6 | 13 | 2.90 | 64 | 802 | 73.2 | 22 | 7.4 | 72 | 212 | 19.3 | 31 | 19 | 1 | 4 | .3 |
| 5 | 1.30 | 12 | 1067 | 97.4 | 14 | 3.20 | 107 | 738 | 67.3 | 23 | 8.2 | 63 | 140 | 12.8 | 32 | 21 | | 3 | .2 |
| 6 | 1.40 | 29 | 1055 | 96.3 | 15 | 3.60 | 81 | 631 | 57.6 | 24 | 9.2 | 35 | 77 | 7.0 | 33 | 23 | 1 | 3 | .2 |
| 7 | 1.60 | 10 | 1026 | 93.6 | 16 | 4.00 | 67 | 550 | 50.2 | 25 | 10.0 | 7 | 42 | 3.8 | 34 | 26 | 2 | 2 | .1 |
| 8 | 1.70 | 25 | 1016 | 92.7 | 17 | 4.40 | 58 | 483 | 44.1 | 26 | 11.0 | 18 | 35 | 3.2 | | | | | |

LOWEST MEAN DISCHARGE, IN CFS, AND RANKING, FOR THE FOLLOWING NUMBER OF CONSECUTIVE DAYS IN YEAR ENDING MARCH 31

| YEAR | 1 | | 3 | | 7 | | 14 | | 30 | | 60 | | 90 | | 120 | | 183 | | ANNUAL | |
|---|---|---|---|---|---|---|---|---|---|---|---|---|---|---|---|---|---|---|---|---|
| 1972 | 0.83 | 1 | 0.87 | 1 | 0.92 | 1 | 0.96 | 1 | 1.12 | 1 | 1.50 | 1 | 1.87 | 1 | 2.00 | 1 | 2.00 | 1 | 2.77 | 1 |
| 1973 | 2.00 | 2 | 2.03 | 2 | 2.06 | 2 | 2.11 | 2 | 2.38 | 2 | 2.50 | 2 | 2.79 | 2 | 2.93 | 2 | 3.96 | 2 | 5.94 | 2 |

HIGHEST MEAN DISCHARGE, IN CFS, AND RANKING, FOR THE FOLLOWING NUMBER OF CONSECUTIVE DAYS IN YEAR ENDING SEPTEMBER 30

| YEAR | 1 | | 3 | | 7 | | 15 | | 30 | | 60 | | 90 | | 120 | | 183 | | ANNUAL | |
|---|---|---|---|---|---|---|---|---|---|---|---|---|---|---|---|---|---|---|---|---|
| 1971 | 19.0 | 3 | 10.9 | 3 | 7.7 | 3 | 6.3 | 3 | 5.9 | 2 | 5.6 | 2 | 4.9 | 2 | 4.5 | 2 | 4.4 | 2 | 3.5 | 2 |
| 1972 | 26.0 | 2 | 14.0 | 2 | 11.1 | 2 | 8.5 | 2 | 5.9 | 3 | 4.9 | 3 | 4.6 | 3 | 4.3 | 3 | 4.0 | 3 | 3.5 | 3 |
| 1973 | 27.0 | 1 | 18.3 | 1 | 14.6 | 1 | 10.9 | 1 | 10.3 | 1 | 9.5 | 1 | 9.3 | 1 | 9.3 | 1 | 9.0 | 1 | 7.4 | 1 |

STATISTICS ON NORMAL MONTHLY MEANS(ALL DAYS)

| OCT | NOV | DEC | JAN | FEB | MARCH | APRIL | MAY | JUNE | JULY | AUG | SEPT |
|---|---|---|---|---|---|---|---|---|---|---|---|
| BY ROWS(MEAN,VARIANCE,STANDARD DEVIATION, SKEWNESS, COEFF. OF VARIATION,PERCENTAGE OF AVERAGE FLOW) | | | | | | | | | | | |
| 0.4030E+01 | 0.4398E+01 | 0.4913E+01 | 0.5403E+01 | 0.5616E+01 | 0.6139E+01 | 0.6266E+01 | 0.5256E+01 | 0.4424E+01 | 0.3482E+01 | 0.3154E+01 | 0.4421E+01 |
| 0.3389E+01 | 0.1019E+02 | 0.7551E+01 | 0.1210E+02 | 0.5513E+01 | 0.4984E+01 | 0.1161E+02 | 0.9996E+01 | 0.9643E+01 | 0.4571E+01 | 0.2734E+01 | 0.1876E+01 |
| 0.1841E+01 | 0.3193E+01 | 0.2748E+01 | 0.3479E+01 | 0.2348E+01 | 0.2232E+01 | 0.3407E+01 | 0.3162E+01 | 0.3105E+01 | 0.2138E+01 | 0.1653E+01 | 0.1370E+01 |
| 0.2463E+00 | 0.1935E+00 | 0.1490E+01 | 0.1690E+01 | -0.1601E+00 | 0.1389E+01 | 0.1538E+01 | 0.1256E+01 | 0.1688E+01 | 0.1578E+01 | -0.3347E+00 | 0.1205E+01 |
| 0.4568E+00 | 0.7260E+00 | 0.5593E+00 | 0.6439E+00 | 0.4181E+00 | 0.3637E+00 | 0.5438E+00 | 0.6015E+00 | 0.7019E+00 | 0.6141E+00 | 0.5243E+00 | 0.3098E+00 |
| 0.7009E+01 | 0.7648E+01 | 0.8544E+01 | 0.9397E+01 | 0.9767E+01 | 0.1068E+02 | 0.1090E+02 | 0.9141E+01 | 0.7695E+01 | 0.6055E+01 | 0.5485E+01 | 0.7689E+01 |

STATISTICS ON NORMAL ANNUAL MEANS(ALL DAYS)

| MEAN | VARIANCE | STANDARD DEVIATION | SKEWNESS | COEFF. OF VARIATION | SERIAL CORR |
|---|---|---|---|---|---|
| 0.4784E+01 | 0.5258E+01 | 0.2293E+01 | 0.1732E+01 | 0.4793E+00 | -0.1000E+01 |

KINGSBURY CREEK NEAR LAPORTE. IND. (Continued)

STATISTICS ON LOG MONTHLY MEANS(ALL DAYS)

BY ROWS(MEAN,VARIANCE,STANDARD DEVIATION, SKEWNESS, COEFF. OF VARIATION,PERCENTAGE OF AVERAGE FLOW)

| OCT | NOV | DEC | JAN | FEB | MARCH | APRIL | MAY | JUNE | JULY | AUG | SEPT |
|---|---|---|---|---|---|---|---|---|---|---|---|
| 0.5724E+00 | 0.5398E+00 | 0.6487E+00 | 0.6780E+00 | 0.7212E+00 | 0.7700E+00 | 0.7571E+00 | 0.6688E+00 | 0.5806E+00 | 0.4910E+00 | 0.4501E+00 | 0.6322E+00 |
| 0.4481E-01 | 0.1574E+00 | 0.5330E-01 | 0.6657E-01 | 0.3891E-01 | 0.2280E-01 | 0.4961E-01 | 0.6688E-01 | 0.7949E-01 | 0.6293E-01 | 0.7003E-01 | 0.1700E-01 |
| 0.2117E+00 | 0.3968E+00 | 0.2309E+00 | 0.2580E+00 | 0.1973E+00 | 0.1510E+00 | 0.2227E+00 | 0.2586E+00 | 0.2819E+00 | 0.2509E+00 | 0.2646E+00 | 0.1304E+00 |
| -0.4604E+00 | -0.9648E+00 | 0.1160E+01 | 0.1608E+01 | -0.7669E+00 | 0.1144E+01 | 0.1277E+01 | 0.6352E+00 | 0.1588E+01 | 0.1320E+01 | -0.1044E+01 | 0.9209E+00 |
| 0.3698E+00 | 0.7351E+00 | 0.3559E+00 | 0.3805E+00 | 0.2735E+00 | 0.1961E+00 | 0.2942E+00 | 0.3867E+00 | 0.4856E+00 | 0.5109E+00 | 0.5879E+00 | 0.2062E+00 |
| 0.7622E+01 | 0.7187E+01 | 0.8638E+01 | 0.9028E+01 | 0.9603E+01 | 0.1025E+02 | 0.1008E+02 | 0.8905E+01 | 0.7731E+01 | 0.6538E+01 | 0.5994E+01 | 0.8418E+01 |

STATISTICS ON LOG ANNUAL MEANS(ALL DAYS)

| MEAN | VARIANCE | STANDARD DEVIATION | SKEWNESS | COEFF. OF VARIATION | SERIAL CORR |
|---|---|---|---|---|---|
| 0.6497E+00 | 0.3674E-01 | 0.1917E+00 | 0.1732E+01 | 0.2950E+00 | -0.1000E+01 |

ANNUAL PEAKS

| | |
|---|---|
| 1971 | 31 |
| 1972 | 33 |
| 1973 | 44 |

05515500 Kankakee River at Davis, Ind.

LOCATION.--Lat 41°24'00", long 86°42'04", in SE¼NE¼ sec.13, T.34 N., R.3 W., Starke County, on left bank at downstream side of bridge on U.S. Highway 30 at Davis, 0.5 mile (0.8 km) downstream from Mill Creek, and 4 miles (6 km) east of Hanna.

DRAINAGE AREA.--537 mi² (1,391 km²), of which 137 mi² (355 km²) does not contribute directly to surface runoff.

DURATION TABLE OF DAILY DISCHARGE FOR YEAR ENDING SEPTEMBER 30

| CLASS | 0 | 1 | 2 | 3 | 4 | 5 | 6 | 7 | 8 | 9 | 10 | 11 | 12 | 13 | 14 | 15 | 16 | 17 | 18 | 19 | 20 | 21 | 22 | 23 | 24 | 25 | 26 | 27 | 28 | 29 | 30 | 31 | 32 | 33 | 34 | |
|---|---|---|---|---|---|---|---|---|---|---|---|---|---|---|---|---|---|---|---|---|---|---|---|---|---|---|---|---|---|---|---|---|---|---|---|---|
| YEAR | NUMBER OF DAYS IN CLASS | | | | | | | | | | | | | | | | | | | | | | | | | | | | | | | | | | | CFS_DAYS |
| 1926 | | | | | | | | | 18 | 13 | 10 | 31 | 45 | 56 | 40 | 21 | 38 | 15 | 19 | 17 | 7 | 6 | 7 | 4 | 5 | 3 | 1 | 5 | 2 | 1 | 1 | | | | | 153975.0 |
| 1927 | | | | | | | | | | | 1 | 4 | 18 | 64 | 46 | 19 | 45 | 21 | 24 | 32 | 25 | 14 | 11 | 15 | 8 | 7 | 2 | 3 | 3 | 3 | | | | | | 180443.0 |
| 1928 | | | | | | | | | | | | | 1 | 35 | 24 | 61 | 32 | 28 | 26 | 33 | 39 | 23 | 10 | 10 | 7 | 5 | 7 | 4 | 3 | 2 | 2 | 4 | 5 | 4 | 1 | 220999.0 |
| 1932 | | | | | | | | 18 | 32 | 12 | 12 | 25 | 15 | 39 | 16 | 8 | 22 | 26 | 53 | 24 | 14 | 15 | 5 | 10 | 9 | 2 | 3 | 2 | 4 | | | | | | | 162789.0 |
| 1933 | | | | | | | | 3 | 16 | 25 | 15 | 17 | 27 | 39 | 17 | 22 | 24 | 22 | 14 | 16 | 14 | 12 | 17 | 4 | 13 | 9 | 6 | 10 | 10 | 9 | 4 | | | | | 185249.0 |
| 1934 | | 4 | | 18 | 16 | | | 25 | 19 | 10 | 34 | 25 | 29 | 102 | 44 | 4 | 9 | 9 | 5 | 1 | 2 | 2 | 3 | | 3 | 1 | | | | | | | | | | 120930.0 |
| 1935 | | | | | | 3 | 2 | 17 | 17 | 36 | 32 | 20 | 14 | 23 | 21 | 7 | 26 | 25 | 30 | 15 | 14 | 12 | 9 | 11 | 10 | 5 | 5 | 5 | 3 | 2 | 1 | | | | | 162452.0 |
| 1936 | | | 9 | 11 | 18 | 28 | 25 | 31 | 47 | 11 | 18 | 6 | 30 | 16 | 31 | 29 | 19 | 13 | 11 | 1 | 3 | 2 | | 2 | 3 | 2 | | 3 | | | | | | | | 126049.0 |
| 1937 | | | | | | | 10 | 17 | 20 | 38 | 5 | 42 | 27 | 31 | 18 | 21 | 39 | 26 | 14 | 5 | 11 | 13 | 7 | 10 | 4 | 3 | 3 | | 1 | | | | | | | 146896.0 |
| 1938 | | | | | | | | 4 | | 10 | 30 | 26 | 29 | 39 | 25 | 11 | 22 | 23 | 13 | 16 | 21 | 20 | 19 | 20 | 12 | 5 | 5 | 5 | 4 | 4 | 2 | | | | | 180144.0 |
| 1939 | | | | | | | | 10 | 21 | 6 | 1 | 79 | 27 | 31 | 32 | 13 | 31 | 15 | 12 | 13 | 4 | 7 | 5 | 9 | 15 | 9 | 9 | 4 | 6 | 5 | 1 | | | | | 166284.0 |
| 1940 | | | | | 13 | 11 | 27 | 77 | 44 | 40 | 23 | 8 | 19 | 19 | 12 | 21 | 13 | 12 | 4 | 7 | 4 | 5 | 1 | 1 | 1 | | 1 | 1 | 2 | | | | | | | 122311.0 |
| 1941 | | 9 | 37 | 7 | 10 | 12 | 12 | 15 | 15 | 51 | 14 | 23 | 68 | 24 | 38 | 18 | 8 | | 1 | 2 | 1 | | | | | | | | | | | | | | | 114412.0 |
| 1942 | | | | 2 | 1 | | 1 | | 9 | 24 | 11 | 14 | 23 | 28 | 41 | 26 | 23 | 23 | 24 | 19 | 16 | 12 | 9 | 9 | 7 | 10 | 6 | 14 | 7 | 6 | | | | | | 196032.0 |
| 1943 | | | | | | | | | | | 20 | 5 | 22 | 30 | 27 | 24 | 16 | 30 | 32 | 29 | 19 | 21 | 15 | 13 | 5 | 14 | 6 | 12 | 11 | 8 | 6 | | | | | 219555.0 |
| 1944 | | | | | | | | 8 | 29 | 10 | 14 | 19 | 18 | 58 | 36 | 25 | 9 | 8 | 11 | 16 | 10 | 10 | 11 | 4 | 7 | 9 | 7 | 6 | 19 | 22 | | | | | | 186995.0 |
| 1945 | | | | | | | | 4 | 32 | 30 | 61 | 26 | 19 | 14 | 23 | 30 | 31 | 21 | 22 | 9 | 5 | 8 | 10 | 5 | 8 | 3 | 4 | | | | | | | | | 156379.0 |
| 1946 | | | | | | | | 4 | 39 | 28 | 9 | 8 | 6 | 16 | 24 | 46 | 65 | 18 | 26 | 12 | 15 | 11 | 4 | 5 | 10 | 9 | 10 | | | | | | | | | 162083.0 |
| 1947 | | | | | | | | 2 | 15 | 3 | 19 | 30 | 41 | 30 | 21 | 45 | 19 | 14 | 6 | 13 | 8 | 16 | 6 | 10 | 6 | 10 | 18 | 26 | 7 | | | | | | | 197423.0 |
| 1948 | | | | | | | | 15 | 18 | 7 | 7 | 10 | 14 | 40 | 36 | 44 | 19 | 25 | 19 | 18 | 17 | 13 | 5 | 6 | 7 | 6 | 10 | 11 | 13 | 6 | | | | | | 195579.0 |
| 1949 | | | | | 3 | 1 | 26 | 13 | 42 | 35 | 27 | 19 | 19 | 25 | 13 | 18 | 22 | 16 | 29 | 8 | 8 | 11 | 8 | 9 | 8 | 5 | | | | | | | | | | 151821.0 |
| 1950 | | | | | | | | 3 | 13 | 15 | 5 | 8 | 19 | 18 | 11 | 21 | 6 | 5 | 8 | 12 | 8 | 13 | 17 | 28 | 30 | 15 | 26 | 33 | 28 | 16 | 7 | | | | | 266569.0 |
| 1951 | | | | | | | | | | | | | 2 | 37 | 53 | 34 | 30 | 26 | 16 | 26 | 33 | 28 | 19 | 24 | 13 | 12 | 6 | 6 | | | | | | | | 209825.0 |
| 1952 | | | | | | | | | | | 23 | 9 | 8 | 20 | 13 | 6 | 19 | 10 | 6 | 8 | 10 | 42 | 24 | 23 | 24 | 25 | 22 | 16 | 27 | 23 | 7 | 1 | | | | 252550.0 |
| 1953 | | | | | | 2 | 1 | 25 | 17 | 10 | 58 | 21 | 23 | 43 | 35 | 17 | 48 | 21 | 26 | 8 | 3 | 2 | 1 | 2 | 1 | 1 | | | | | | | | | | 135201.0 |
| 1954 | | | | | | 4 | 22 | 7 | 41 | 20 | 32 | 30 | 9 | 21 | 15 | 10 | 19 | 21 | 29 | 9 | 11 | 13 | 9 | 10 | 10 | 6 | 4 | 5 | 4 | 4 | | | | | | 157301.0 |
| 1955 | | | | | | | | | | 9 | 17 | 18 | 6 | 12 | 10 | 18 | 8 | 15 | 18 | 19 | 47 | 23 | 19 | 18 | 23 | 11 | 8 | 15 | 15 | 6 | 10 | 5 | 7 | 6 | 2 | 242013.0 |
| 1956 | | | | | | | 9 | 11 | 8 | 8 | 11 | 9 | 47 | 20 | 40 | 18 | 50 | 18 | 37 | 12 | 10 | 10 | 5 | 8 | 9 | 4 | 3 | 5 | 3 | 4 | 7 | | | | | 170899.0 |
| 1957 | | | | | | | | 20 | 49 | 38 | 54 | 15 | 20 | 16 | 34 | 11 | 27 | 4 | 18 | 9 | 16 | 12 | 7 | 4 | 2 | 1 | 1 | 1 | 2 | 1 | 3 | | | | | 140678.0 |
| 1958 | | | | | | | | 15 | | 21 | 18 | 19 | 40 | 29 | 15 | 49 | 10 | 41 | 25 | 19 | 8 | 14 | 7 | 9 | 7 | 10 | 1 | 7 | 1 | | | | | | | 176072.0 |
| 1959 | | | | | | 14 | 1 | 12 | 5 | 52 | 32 | 35 | 18 | 26 | 17 | 9 | 6 | 7 | 23 | 8 | 10 | 5 | 10 | 3 | 10 | 9 | 13 | 9 | 25 | 6 | | | | | | 175858.0 |
| 1960 | | | | | | | | | | | 12 | 10 | 7 | 20 | 16 | 10 | 18 | 12 | 28 | 37 | 32 | 27 | 33 | 25 | 13 | 7 | 15 | 13 | 10 | 13 | 3 | 5 | | | | 228796.0 |
| 1961 | | | | | | 3 | 4 | 14 | 5 | 4 | 20 | 56 | 29 | 47 | 20 | 13 | 40 | 17 | 17 | 14 | 15 | 9 | 10 | 4 | 8 | 4 | 1 | 1 | 2 | 4 | 4 | | | | | 158212.0 |
| 1962 | | | | | | | 2 | 12 | 31 | 9 | 5 | 15 | 20 | 7 | 31 | 32 | 61 | 35 | 35 | 10 | 11 | 6 | 3 | 7 | 3 | 7 | 1 | 3 | 7 | 7 | 5 | | | | | 170248.0 |
| 1963 | | | 4 | 7 | 6 | 11 | 10 | 18 | 27 | 33 | 30 | 27 | 20 | 26 | 27 | 10 | 16 | 11 | 23 | 15 | 6 | 2 | 5 | 3 | 4 | 5 | 6 | 13 | | | | | | | | 141622.0 |
| 1964 | | | 21 | 17 | 12 | 14 | 28 | 56 | 29 | 47 | 9 | 18 | 18 | 18 | 17 | 15 | 14 | 5 | 11 | 7 | 4 | 3 | 3 | | | | | | | | | | | | | 107252.0 |
| 1965 | | | | 1 | 6 | 34 | | 44 | 14 | 22 | 7 | 14 | 16 | 8 | 15 | 9 | 18 | 10 | 11 | 13 | 11 | 11 | 16 | 8 | 15 | 14 | 14 | 9 | 23 | 2 | | | | | | 177830.0 |
| 1966 | | | | | | | | | | 9 | 9 | 15 | 23 | 17 | 12 | 26 | 29 | 31 | 29 | 22 | 26 | 28 | 16 | 15 | 14 | 15 | 11 | 18 | | | | | | | | 213212.0 |
| 1967 | | | | | | | | 11 | 15 | 21 | 29 | 17 | 18 | 8 | 10 | 10 | 13 | 25 | 34 | 26 | 16 | 9 | 10 | 9 | 8 | 20 | 27 | 20 | 9 | | | | | | | 211296.0 |
| 1968 | | | | | | | | | | | 25 | 13 | 10 | 24 | 16 | 53 | 32 | 29 | 24 | 19 | 27 | 21 | 15 | 11 | 8 | 8 | 7 | 9 | 10 | 5 | | | | | | 207319.0 |
| 1969 | | | | | | | | | 18 | 20 | 3 | 3 | 41 | 18 | 8 | 23 | 31 | 34 | 17 | 30 | 20 | 16 | 16 | 16 | 10 | 14 | 8 | 9 | 6 | 4 | | | | | | 204556.0 |
| 1970 | | | | | | | | | 5 | 1 | 14 | 20 | 36 | 45 | 37 | 58 | 18 | 29 | 21 | 13 | 8 | 8 | 8 | 8 | 5 | 8 | 3 | 5 | 15 | | | | | | | 185142.0 |
| 1971 | | | | | | 2 | 11 | 28 | 19 | 14 | 15 | 14 | 18 | 16 | 24 | 9 | 40 | 18 | 38 | 22 | 19 | 13 | 12 | 10 | 8 | 7 | 2 | 4 | 2 | | | | | | | 163234.0 |
| 1972 | | | | | | | | | | 34 | 24 | 14 | 7 | 31 | 17 | 19 | 46 | 14 | 13 | 14 | 25 | 18 | 21 | 11 | 16 | 3 | 6 | 11 | 14 | 6 | 1 | 1 | | | | 193080.0 |
| 1973 | | | | | | | | | | | 5 | 14 | 11 | 12 | 10 | 7 | 15 | 5 | 5 | 5 | 10 | 28 | 24 | 21 | 32 | 43 | 35 | 21 | 27 | 14 | 10 | 5 | 6 | | | 275545.0 |

| CLASS | CFS | TOTAL | ACCUM | PERCT | CLASS | CFS | TOTAL | ACCUM | PERCT | CLASS | CFS | TOTAL | ACCUM | PERCT | CLASS | CFS | TOTAL | ACCUM | PERCT |
|---|---|---|---|---|---|---|---|---|---|---|---|---|---|---|---|---|---|---|---|
| 0 | 0.00 | 0 | 16437 | 100.0 | 9 | 280.00 | 805 | 14122 | 85.9 | 18 | 530.0 | 725 | 5262 | 32.0 | 27 | 1000 | 391 | 812 | 4.9 |
| 1 | 154.00 | 38 | 16437 | 100.0 | 10 | 300.00 | 918 | 13317 | 81.0 | 19 | 570.0 | 683 | 4537 | 27.6 | 28 | 1100 | 248 | 421 | 2.5 |
| 2 | 170.00 | 71 | 16399 | 99.8 | 11 | 320.00 | 768 | 12399 | 75.4 | 20 | 610.0 | 612 | 3854 | 23.4 | 29 | 1200 | 106 | 173 | 1.0 |
| 3 | 180.00 | 62 | 16328 | 99.3 | 12 | 340.00 | 1286 | 11631 | 70.8 | 21 | 660.0 | 548 | 3242 | 19.7 | 30 | 1300 | 32 | 67 | .4 |
| 4 | 190.00 | 148 | 16266 | 99.0 | 13 | 370.00 | 1117 | 10345 | 62.9 | 22 | 710.0 | 421 | 2694 | 16.4 | 31 | 1400 | 17 | 35 | .2 |
| 5 | 210.00 | 149 | 16118 | 98.1 | 14 | 400.00 | 838 | 9228 | 56.1 | 23 | 760.0 | 459 | 2273 | 13.8 | 32 | 1500 | 11 | 18 | .1 |
| 6 | 220.00 | 444 | 15969 | 97.2 | 15 | 420.00 | 1365 | 8390 | 51.0 | 24 | 820.0 | 356 | 1814 | 11.0 | 33 | 1600 | 6 | 7 | .0 |
| 7 | 240.00 | 642 | 15525 | 94.5 | 16 | 460.00 | 802 | 7025 | 42.7 | 25 | 880.0 | 339 | 1458 | 8.9 | 34 | 1700 | 1 | 1 | |
| 8 | 260.00 | 761 | 14883 | 90.5 | 17 | 490.00 | 961 | 6223 | 37.9 | 26 | 940.0 | 307 | 1119 | 6.8 | | | | | |

LOWEST MEAN DISCHARGE, IN CFS, AND RANKING, FOR THE FOLLOWING NUMBER OF CONSECUTIVE DAYS IN YEAR ENDING MARCH 31

| YEAR | 1 | | 3 | | 7 | | 14 | | 30 | | 60 | | 90 | | 120 | | 183 | | ANNUAL | |
|---|---|---|---|---|---|---|---|---|---|---|---|---|---|---|---|---|---|---|---|---|
| 1927 | 280.00 | 33 | 302.00 | 37 | 304.00 | 36 | 312.00 | 35 | 327.00 | 33 | 336.00 | 32 | 349.00 | 32 | 361.00 | 30 | 385.00 | 27 | 462.00 | 19 |
| 1928 | 316.00 | 41 | 316.00 | 41 | 322.00 | 41 | 324.00 | 40 | 333.00 | 38 | 354.00 | 35 | 374.00 | 35 | 413.00 | 38 | 466.00 | 39 | 625.00 | 40 |
| 1929 | 368.00 | 43 | 368.00 | 43 | 370.00 | 43 | 375.00 | 42 | 390.00 | 42 | 398.00 | 41 | 407.00 | 40 | 412.00 | 37 | 429.00 | 36 | 529.00 | 31 |
| 1933 | 228.00 | 19 | 228.00 | 19 | 228.00 | 18 | 228.00 | 16 | 234.00 | 14 | 243.00 | 12 | 260.00 | 13 | 281.00 | 15 | 306.00 | 15 | 408.00 | 12 |
| 1934 | 256.00 | 26 | 256.00 | 25 | 256.00 | 25 | 263.00 | 24 | 270.00 | 24 | 292.00 | 27 | 320.00 | 26 | 335.00 | 27 | 344.00 | 23 | 453.00 | 18 |
| 1935 | 168.00 | 4 | 172.00 | 5 | 177.00 | 6 | 177.00 | 4 | 185.00 | 3 | 206.00 | 4 | 227.00 | 5 | 250.00 | 6 | 268.00 | 5 | 367.00 | 4 |
| 1936 | 180.00 | 8 | 180.00 | 8 | 183.00 | 7 | 208.00 | 11 | 234.00 | 15 | 276.00 | 22 | 296.00 | 23 | 311.00 | 23 | 323.00 | 19 | 424.00 | 14 |
| 1937 | 171.00 | 5 | 171.00 | 4 | 173.00 | 4 | 178.00 | 5 | 189.00 | 5 | 203.00 | 3 | 213.00 | 3 | 228.00 | 3 | 280.00 | 9 | 375.00 | 6 |
| 1938 | 219.00 | 16 | 219.00 | 16 | 223.00 | 16 | 237.00 | 19 | 251.00 | 20 | 254.00 | 15 | 261.00 | 14 | 270.00 | 11 | 290.00 | 13 | 407.00 | 11 |
| 1939 | 279.00 | 32 | 284.00 | 32 | 290.00 | 31 | 296.00 | 31 | 308.00 | 31 | 315.00 | 30 | 325.00 | 28 | 329.00 | 24 | 337.00 | 22 | 494.00 | 24 |
| 1940 | 220.00 | 17 | 220.00 | 17 | 223.00 | 17 | 229.00 | 17 | 238.00 | 16 | 247.00 | 13 | 257.00 | 12 | 264.00 | 9 | 263.00 | 4 | 374.00 | 5 |

LOWEST MEAN DISCHARGE, IN CFS, AND RANKING, FOR THE FOLLOWING NUMBER OF CONSECUTIVE DAYS IN YEAR ENDING MARCH 31

| YEAR | 1 | | 3 | | 7 | | 14 | | 30 | | 60 | | 90 | | 120 | | 183 | | ANNUAL | |
|---|---|---|---|---|---|---|---|---|---|---|---|---|---|---|---|---|---|---|---|---|
| 1941 | 197.00 | 11 | 197.00 | 9 | 199.00 | 9 | 202.00 | 8 | 217.00 | 9 | 233.00 | 7 | 240.00 | 7 | 250.00 | 7 | 282.00 | 10 | 364.00 | 3 |
| 1942 | 154.00 | 1 | 154.00 | 1 | 156.00 | 1 | 163.00 | 1 | 169.00 | 1 | 176.00 | 1 | 192.00 | 1 | 218.00 | 2 | 271.00 | 6 | 447.00 | 16 |
| 1943 | 275.00 | 31 | 275.00 | 30 | 280.00 | 29 | 282.00 | 29 | 293.00 | 28 | 309.00 | 28 | 323.00 | 27 | 338.00 | 28 | 362.00 | 24 | 510.00 | 28 |
| 1944 | 310.00 | 40 | 313.00 | 40 | 318.00 | 40 | 320.00 | 38 | 331.00 | 35 | 353.00 | 34 | 369.00 | 34 | 390.00 | 34 | 402.00 | 30 | 557.00 | 33 |
| 1945 | 228.00 | 18 | 228.00 | 18 | 231.00 | 19 | 237.00 | 18 | 249.00 | 19 | 258.00 | 16 | 283.00 | 19 | 288.00 | 17 | 288.00 | 12 | 444.00 | 15 |
| 1946 | 230.00 | 20 | 230.00 | 20 | 236.00 | 20 | 268.00 | 25 | 332.00 | 36 | 392.00 | 40 | 398.00 | 39 | 398.00 | 35 | 417.00 | 35 | 520.00 | 30 |
| 1947 | 240.00 | 22 | 240.00 | 21 | 240.00 | 21 | 241.00 | 20 | 248.00 | 18 | 259.00 | 17 | 263.00 | 15 | 279.00 | 13 | 313.00 | 17 | 383.00 | 7 |
| 1948 | 305.00 | 39 | 305.00 | 39 | 311.00 | 37 | 318.00 | 37 | 335.00 | 39 | 379.00 | 39 | 436.00 | 43 | 430.00 | 41 | 447.00 | 37 | 609.00 | 39 |
| 1949 | 247.00 | 23 | 247.00 | 23 | 248.00 | 22 | 259.00 | 22 | 262.00 | 22 | 268.00 | 19 | 277.00 | 17 | 283.00 | 16 | 315.00 | 18 | 502.00 | 25 |
| 1950 | 208.00 | 14 | 208.00 | 13 | 217.00 | 14 | 227.00 | 15 | 230.00 | 11 | 247.00 | 14 | 266.00 | 16 | 273.00 | 12 | 303.00 | 14 | 504.00 | 26 |
| 1951 | 378.00 | 44 | 378.00 | 44 | 381.00 | 44 | 386.00 | 44 | 391.00 | 43 | 400.00 | 42 | 413.00 | 41 | 442.00 | 42 | 509.00 | 41 | 694.00 | 42 |
| 1952 | 355.00 | 42 | 362.00 | 42 | 369.00 | 42 | 383.00 | 43 | 395.00 | 44 | 416.00 | 43 | 439.00 | 44 | 480.00 | 44 | 537.00 | 43 | 701.00 | 43 |
| 1953 | 274.00 | 30 | 278.00 | 31 | 281.00 | 30 | 283.00 | 30 | 287.00 | 27 | 289.00 | 25 | 294.00 | 21 | 307.00 | 22 | 329.00 | 20 | 467.00 | 21 |
| 1954 | 195.00 | 9 | 197.00 | 10 | 199.00 | 10 | 205.00 | 9 | 210.00 | 8 | 222.00 | 6 | 229.00 | 6 | 240.00 | 5 | 254.00 | 3 | 347.00 | 2 |
| 1955 | 295.00 | 36 | 295.00 | 35 | 297.00 | 34 | 303.00 | 33 | 311.00 | 32 | 347.00 | 33 | 386.00 | 37 | 424.00 | 39 | 515.00 | 42 | 693.00 | 41 |
| 1956 | 265.00 | 27 | 265.00 | 27 | 272.00 | 27 | 278.00 | 28 | 297.00 | 29 | 316.00 | 31 | 337.00 | 30 | 377.00 | 32 | 389.00 | 28 | 465.00 | 20 |
| 1957 | 218.00 | 15 | 218.00 | 15 | 220.00 | 15 | 225.00 | 13 | 230.00 | 12 | 239.00 | 10 | 247.00 | 8 | 256.00 | 8 | 271.00 | 7 | 392.00 | 8 |
| 1958 | 235.00 | 21 | 240.00 | 22 | 250.00 | 23 | 250.00 | 21 | 254.00 | 21 | 272.00 | 21 | 281.00 | 18 | 306.00 | 21 | 373.00 | 25 | 504.00 | 27 |
| 1959 | 268.00 | 28 | 268.00 | 28 | 268.00 | 26 | 268.00 | 26 | 268.00 | 23 | 281.00 | 23 | 294.00 | 22 | 296.00 | 18 | 330.00 | 21 | 450.00 | 17 |
| 1960 | 195.00 | 10 | 204.00 | 12 | 207.00 | 11 | 208.00 | 10 | 223.00 | 10 | 269.00 | 20 | 310.00 | 25 | 334.00 | 25 | 412.00 | 33 | 576.00 | 36 |
| 1961 | 200.00 | 12 | 202.00 | 11 | 211.00 | 12 | 217.00 | 12 | 246.00 | 17 | 261.00 | 18 | 287.00 | 20 | 299.00 | 20 | 309.00 | 16 | 469.00 | 22 |
| 1962 | 285.00 | 34 | 285.00 | 33 | 298.00 | 35 | 309.00 | 34 | 345.00 | 40 | 374.00 | 38 | 376.00 | 36 | 400.00 | 36 | 417.00 | 34 | 514.00 | 29 |
| 1963 | 160.00 | 3 | 160.00 | 2 | 164.00 | 3 | 173.00 | 3 | 207.00 | 6 | 242.00 | 11 | 255.00 | 10 | 280.00 | 14 | 287.00 | 11 | 397.00 | 10 |
| 1964 | 176.00 | 7 | 176.00 | 6 | 176.00 | 5 | 179.00 | 6 | 188.00 | 4 | 208.00 | 5 | 225.00 | 4 | 229.00 | 4 | 236.00 | 1 | 327.00 | 1 |
| 1965 | 158.00 | 2 | 160.00 | 3 | 162.00 | 2 | 164.00 | 2 | 179.00 | 2 | 188.00 | 2 | 208.00 | 2 | 210.00 | 1 | 253.00 | 2 | 411.00 | 13 |
| 1966 | 173.00 | 6 | 180.00 | 7 | 193.00 | 8 | 201.00 | 7 | 208.00 | 7 | 234.00 | 8 | 256.00 | 11 | 297.00 | 19 | 401.00 | 29 | 558.00 | 34 |
| 1967 | 287.00 | 35 | 288.00 | 34 | 292.00 | 33 | 300.00 | 32 | 307.00 | 30 | 314.00 | 29 | 346.00 | 31 | 362.00 | 31 | 406.00 | 31 | 570.00 | 35 |
| 1968 | 249.00 | 24 | 251.00 | 24 | 255.00 | 24 | 260.00 | 23 | 279.00 | 26 | 287.00 | 24 | 303.00 | 24 | 335.00 | 26 | 406.00 | 32 | 583.00 | 38 |
| 1969 | 300.00 | 38 | 302.00 | 36 | 313.00 | 38 | 314.00 | 36 | 328.00 | 34 | 357.00 | 36 | 365.00 | 33 | 383.00 | 33 | 450.00 | 38 | 549.00 | 32 |
| 1970 | 268.00 | 29 | 271.00 | 29 | 274.00 | 28 | 275.00 | 27 | 278.00 | 25 | 292.00 | 26 | 334.00 | 29 | 358.00 | 29 | 375.00 | 26 | 477.00 | 23 |
| 1971 | 250.00 | 25 | 260.00 | 26 | 291.00 | 32 | 321.00 | 39 | 332.00 | 37 | 359.00 | 37 | 397.00 | 38 | 428.00 | 40 | 473.00 | 40 | 579.00 | 37 |
| 1972 | 208.00 | 13 | 213.00 | 14 | 217.00 | 13 | 226.00 | 14 | 231.00 | 13 | 236.00 | 9 | 254.00 | 9 | 270.00 | 10 | 277.00 | 8 | 394.00 | 9 |
| 1973 | 299.00 | 37 | 303.00 | 38 | 315.00 | 39 | 325.00 | 41 | 351.00 | 41 | 427.00 | 44 | 430.00 | 42 | 453.00 | 43 | 596.00 | 44 | 752.00 | 44 |

HIGHEST MEAN DISCHARGE, IN CFS, AND RANKING, FOR THE FOLLOWING NUMBER OF CONSECUTIVE DAYS IN YEAR ENDING SEPTEMBER 30

| YEAR | 1 | | 3 | | 7 | | 15 | | 30 | | 60 | | 90 | | 120 | | 183 | | ANNUAL | |
|---|---|---|---|---|---|---|---|---|---|---|---|---|---|---|---|---|---|---|---|---|
| 1926 | 1220.0 | 18 | 1060.0 | 32 | 961.0 | 33 | 872.0 | 31 | 742.0 | 36 | 665.0 | 34 | 598.0 | 38 | 573.0 | 35 | 514.0 | 36 | 422.0 | 35 |
| 1927 | 1190.0 | 24 | 1150.0 | 22 | 981.0 | 31 | 878.0 | 29 | 738.0 | 37 | 705.0 | 29 | 677.0 | 27 | 649.0 | 26 | 595.0 | 24 | 494.0 | 20 |
| 1928 | 1700.0 | 1 | 1680.0 | 1 | 1540.0 | 2 | 1460.0 | 2 | 1270.0 | 2 | 1050.0 | 3 | 919.0 | 7 | 840.0 | 6 | 752.0 | 8 | 604.0 | 6 |
| 1932 | 1020.0 | 36 | 1020.0 | 36 | 957.0 | 34 | 801.0 | 38 | 684.0 | 38 | 614.0 | 38 | 610.0 | 35 | 588.0 | 33 | 570.0 | 30 | 445.0 | 29 |
| 1933 | 1290.0 | 9 | 1250.0 | 9 | 1220.0 | 9 | 1150.0 | 8 | 981.0 | 15 | 924.0 | 11 | 828.0 | 15 | 743.0 | 16 | 671.0 | 18 | 508.0 | 18 |
| 1934 | 840.0 | 43 | 807.0 | 42 | 732.0 | 43 | 610.0 | 43 | 505.0 | 43 | 415.0 | 44 | 380.0 | 45 | 373.0 | 45 | 374.0 | 44 | 331.0 | 43 |
| 1935 | 1700.0 | 21 | 1150.0 | 23 | 997.0 | 29 | 824.0 | 37 | 753.0 | 33 | 654.0 | 35 | 668.0 | 28 | 646.0 | 27 | 586.0 | 25 | 445.0 | 30 |
| 1936 | 1080.0 | 33 | 1050.0 | 33 | 930.0 | 38 | 733.0 | 40 | 610.0 | 40 | 529.0 | 41 | 518.0 | 40 | 464.0 | 42 | 425.0 | 41 | 344.0 | 41 |
| 1937 | 1000.0 | 37 | 910.0 | 41 | 765.0 | 41 | 724.0 | 41 | 655.0 | 39 | 565.0 | 39 | 527.0 | 39 | 546.0 | 39 | 496.0 | 38 | 402.0 | 37 |
| 1938 | 1260.0 | 10 | 1210.0 | 17 | 1090.0 | 21 | 871.0 | 32 | 744.0 | 35 | 733.0 | 26 | 691.0 | 24 | 673.0 | 21 | 645.0 | 20 | 494.0 | 21 |
| 1939 | 1210.0 | 20 | 1170.0 | 20 | 1060.0 | 25 | 940.0 | 26 | 881.0 | 24 | 790.0 | 20 | 737.0 | 20 | 667.0 | 22 | 597.0 | 23 | 456.0 | 27 |
| 1940 | 1140.0 | 27 | 1100.0 | 28 | 945.0 | 37 | 750.0 | 39 | 606.0 | 41 | 543.0 | 40 | 510.0 | 41 | 483.0 | 40 | 413.0 | 42 | 334.0 | 42 |
| 1941 | 638.0 | 45 | 610.0 | 45 | 538.0 | 45 | 462.0 | 45 | 430.0 | 45 | 404.0 | 45 | 393.0 | 44 | 397.0 | 44 | 384.0 | 43 | 313.0 | 44 |
| 1942 | 1240.0 | 13 | 1230.0 | 13 | 1200.0 | 13 | 1110.0 | 11 | 1010.0 | 13 | 880.0 | 15 | 850.0 | 13 | 766.0 | 15 | 680.0 | 15 | 537.0 | 14 |
| 1943 | 1320.0 | 7 | 1310.0 | 6 | 1300.0 | 5 | 1270.0 | 3 | 1190.0 | 4 | 941.0 | 10 | 877.0 | 9 | 823.0 | 8 | 777.0 | 6 | 602.0 | 7 |
| 1944 | 1190.0 | 22 | 1170.0 | 21 | 1160.0 | 16 | 1140.0 | 9 | 1060.0 | 8 | 1020.0 | 5 | 927.0 | 5 | 836.0 | 7 | 677.0 | 16 | 511.0 | 17 |
| 1945 | 995.0 | 39 | 989.0 | 37 | 946.0 | 36 | 847.0 | 35 | 774.0 | 29 | 653.0 | 36 | 605.0 | 36 | 575.0 | 34 | 541.0 | 34 | 428.0 | 34 |
| 1946 | 938.0 | 40 | 938.0 | 39 | 898.0 | 39 | 864.0 | 33 | 795.0 | 27 | 671.0 | 33 | 644.0 | 32 | 603.0 | 32 | 544.0 | 32 | 444.0 | 31 |
| 1947 | 1140.0 | 28 | 1110.0 | 27 | 1080.0 | 23 | 1070.0 | 15 | 1020.0 | 10 | 979.0 | 7 | 926.0 | 6 | 818.0 | 9 | 691.0 | 11 | 541.0 | 13 |
| 1948 | 1220.0 | 19 | 1220.0 | 16 | 1210.0 | 10 | 1110.0 | 12 | 1020.0 | 11 | 905.0 | 12 | 871.0 | 11 | 800.0 | 12 | 686.0 | 13 | 534.0 | 15 |
| 1949 | 928.0 | 41 | 918.0 | 40 | 883.0 | 40 | 844.0 | 36 | 759.0 | 32 | 708.0 | 28 | 653.0 | 30 | 614.0 | 31 | 541.0 | 33 | 416.0 | 36 |
| 1950 | 1380.0 | 4 | 1360.0 | 4 | 1300.0 | 6 | 1270.0 | 4 | 1210.0 | 3 | 1130.0 | 1 | 1040.0 | 1 | 1020.0 | 1 | 966.0 | 1 | 730.0 | 2 |
| 1951 | 1080.0 | 34 | 1030.0 | 34 | 952.0 | 35 | 847.0 | 34 | 762.0 | 31 | 739.0 | 25 | 738.0 | 19 | 710.0 | 18 | 689.0 | 12 | 575.0 | 10 |
| 1952 | 1300.0 | 8 | 1280.0 | 7 | 1250.0 | 7 | 1200.0 | 6 | 1140.0 | 5 | 1000.0 | 6 | 955.0 | 4 | 927.0 | 3 | 887.0 | 3 | 690.0 | 3 |
| 1953 | 850.0 | 42 | 805.0 | 43 | 732.0 | 42 | 625.0 | 42 | 551.0 | 42 | 515.0 | 42 | 495.0 | 42 | 473.0 | 41 | 444.0 | 40 | 370.0 | 40 |
| 1954 | 1140.0 | 29 | 1130.0 | 25 | 1090.0 | 22 | 953.0 | 25 | 856.0 | 26 | 757.0 | 23 | 682.0 | 26 | 643.0 | 28 | 580.0 | 26 | 431.0 | 33 |
| 1955 | 1620.0 | 2 | 1610.0 | 2 | 1580.0 | 1 | 1510.0 | 1 | 1370.0 | 1 | 1080.0 | 2 | 972.0 | 3 | 925.0 | 4 | 874.0 | 4 | 663.0 | 4 |
| 1956 | 1240.0 | 14 | 1230.0 | 14 | 1190.0 | 15 | 1070.0 | 16 | 982.0 | 14 | 745.0 | 24 | 691.0 | 25 | 650.0 | 24 | 558.0 | 31 | 467.0 | 25 |
| 1957 | 1240.0 | 15 | 1230.0 | 15 | 1130.0 | 18 | 929.0 | 27 | 781.0 | 28 | 681.0 | 32 | 613.0 | 34 | 557.0 | 38 | 497.0 | 37 | 385.0 | 39 |
| 1958 | 1100.0 | 30 | 1070.0 | 31 | 998.0 | 28 | 913.0 | 28 | 765.0 | 30 | 647.0 | 37 | 651.0 | 31 | 671.0 | 29 | 579.0 | 27 | 482.0 | 23 |
| 1959 | 1150.0 | 25 | 1130.0 | 26 | 1100.0 | 20 | 1060.0 | 19 | 978.0 | 16 | 975.0 | 8 | 898.0 | 8 | 808.0 | 10 | 665.0 | 19 | 482.0 | 24 |
| 1960 | 1330.0 | 5 | 1330.0 | 5 | 1310.0 | 4 | 1180.0 | 7 | 1080.0 | 7 | 863.0 | 16 | 859.0 | 12 | 840.0 | 5 | 767.0 | 7 | 625.0 | 5 |
| 1961 | 1240.0 | 16 | 1240.0 | 10 | 1200.0 | 14 | 1070.0 | 17 | 897.0 | 21 | 698.0 | 30 | 659.0 | 29 | 616.0 | 30 | 538.0 | 35 | 433.0 | 32 |
| 1962 | 1240.0 | 17 | 1240.0 | 11 | 1210.0 | 11 | 1140.0 | 10 | 1040.0 | 9 | 825.0 | 17 | 710.0 | 23 | 649.0 | 25 | 579.0 | 28 | 466.0 | 26 |
| 1963 | 996.0 | 38 | 985.0 | 38 | 965.0 | 32 | 960.0 | 24 | 895.0 | 22 | 724.0 | 27 | 642.0 | 33 | 572.0 | 36 | 493.0 | 39 | 388.0 | 38 |
| 1964 | 699.0 | 44 | 675.0 | 44 | 579.0 | 44 | 538.0 | 44 | 494.0 | 44 | 461.0 | 43 | 419.0 | 43 | 399.0 | 43 | 363.0 | 45 | 293.0 | 45 |
| 1965 | 1100.0 | 31 | 1090.0 | 29 | 1030.0 | 27 | 961.0 | 23 | 931.0 | 18 | 897.0 | 13 | 841.0 | 14 | 788.0 | 13 | 680.0 | 14 | 487.0 | 22 |
| 1966 | 1080.0 | 32 | 1070.0 | 30 | 1060.0 | 26 | 1030.0 | 20 | 893.0 | 23 | 761.0 | 22 | 732.0 | 22 | 709.0 | 19 | 712.0 | 10 | 584.0 | 8 |
| 1967 | 1140.0 | 26 | 1140.0 | 24 | 1130.0 | 19 | 1080.0 | 13 | 1010.0 | 12 | 988.0 | 9 | 876.0 | 10 | 806.0 | 11 | 778.0 | 5 | 579.0 | 9 |
| 1968 | 1260.0 | 11 | 1260.0 | 8 | 1220.0 | 8 | 1070.0 | 14 | 915.0 | 20 | 799.0 | 19 | 766.0 | 18 | 729.0 | 17 | 672.0 | 17 | 566.0 | 11 |
| 1969 | 1240.0 | 12 | 1230.0 | 12 | 1200.0 | 12 | 1060.0 | 18 | 918.0 | 19 | 824.0 | 18 | 770.0 | 17 | 772.0 | 14 | 718.0 | 9 | 560.0 | 12 |
| 1970 | 1190.0 | 23 | 1180.0 | 19 | 1140.0 | 17 | 1020.0 | 21 | 977.0 | 17 | 883.0 | 14 | 781.0 | 16 | 703.0 | 20 | 613.0 | 22 | 507.0 | 19 |
| 1971 | 1050.0 | 35 | 1020.0 | 35 | 983.0 | 30 | 875.0 | 30 | 746.0 | 34 | 686.0 | 31 | 604.0 | 37 | 566.0 | 37 | 571.0 | 29 | 447.0 | 28 |
| 1972 | 1330.0 | 6 | 1190.0 | 18 | 1070.0 | 24 | 998.0 | 22 | 869.0 | 25 | 787.0 | 21 | 734.0 | 21 | 660.0 | 23 | 629.0 | 21 | 528.0 | 16 |
| 1973 | 1450.0 | 3 | 1430.0 | 3 | 1420.0 | 3 | 1270.0 | 5 | 1140.0 | 6 | 1030.0 | 4 | 998.0 | 2 | 961.0 | 2 | 931.0 | 2 | 755.0 | 1 |

STATISTICS ON NORMAL MONTHLY MEANS(ALL DAYS)

| OCT | NOV | DEC | JAN | FEB | MARCH | APRIL | MAY | JUNE | JULY | AUG | SEPT |
|---|---|---|---|---|---|---|---|---|---|---|---|

BY ROWS(MEAN,VARIANCE,STANDARD DEVIATION, SKEWNESS, COEFF. OF VARIATION,PERCENTAGE OF AVERAGE FLOW)

| | | | | | | | | | | | |
|---|---|---|---|---|---|---|---|---|---|---|---|
| 0.3835E+03 | 0.4410E+03 | 0.4751E+03 | 0.5205E+03 | 0.5570E+03 | 0.6663E+03 | 0.6905E+03 | 0.6011E+03 | 0.4831E+03 | 0.3889E+03 | 0.3245E+03 | 0.3163E+03 |
| 0.2846E+05 | 0.2851E+05 | 0.3737E+05 | 0.4599E+05 | 0.3246E+05 | 0.3105E+05 | 0.4932E+05 | 0.4307E+05 | 0.2800E+05 | 0.1706E+05 | 0.9379E+04 | 0.1258E+05 |
| 0.1687E+03 | 0.1689E+03 | 0.1933E+03 | 0.2144E+03 | 0.1802E+03 | 0.1762E+03 | 0.2221E+03 | 0.2075E+03 | 0.1673E+03 | 0.1306E+03 | 0.9685E+02 | 0.1122E+03 |
| 0.2790E+01 | 0.1410E+01 | 0.1611E+01 | 0.9468E+00 | 0.3036E+00 | -0.3383E-01 | -0.2091E+00 | -0.1216E+00 | 0.6064E+00 | 0.5338E+00 | -0.4437E+00 | 0.9217E+00 |
| 0.4399E+00 | 0.3829E+00 | 0.4069E+00 | 0.4120E+00 | 0.3235E+00 | 0.2645E+00 | 0.3216E+00 | 0.3452E+00 | 0.3464E+00 | 0.3359E+00 | 0.2985E+00 | 0.3545E+00 |
| 0.6558E+01 | 0.7541E+01 | 0.8124E+01 | 0.8901E+01 | 0.9526E+01 | 0.1139E+02 | 0.1181E+02 | 0.1028E+02 | 0.8261E+01 | 0.6650E+01 | 0.5548E+01 | 0.5410E+01 |

STATISTICS ON NORMAL ANNUAL MEANS(ALL DAYS)

| MEAN | VARIANCE | STANDARD DEVIATION | SKEWNESS | COEFF. OF VARIATION | SERIAL CORR |
|---|---|---|---|---|---|
| 0.4932E+03 | 0.1132E+05 | 0.1064E+03 | 0.3843E+00 | 0.2157E+00 | 0.2053E+00 |

STATISTICS ON LOG MONTHLY MEANS(ALL DAYS)

| OCT | NOV | DEC | JAN | FEB | MARCH | APRIL | MAY | JUNE | JULY | AUG | SEPT |
|---|---|---|---|---|---|---|---|---|---|---|---|

BY ROWS(MEAN,VARIANCE,STANDARD DEVIATION, SKEWNESS, COEFF. OF VARIATION,PERCENTAGE OF AVERAGE FLOW)

| | | | | | | | | | | | |
|---|---|---|---|---|---|---|---|---|---|---|---|
| 0.2555E+01 | 0.2613E+01 | 0.2647E+01 | 0.2682E+01 | 0.2722E+01 | 0.2807E+01 | 0.2770E+01 | 0.2708E+01 | 0.2617E+01 | 0.2526E+01 | 0.2452E+01 | 0.2438E+01 |
| 0.2200E-01 | 0.2234E-01 | 0.2439E-01 | 0.2989E-01 | 0.2184E-01 | 0.1514E-01 | 0.1889E+00 | 0.1848E+00 | 0.1713E+00 | 0.1596E+00 | 0.1491E+00 | 0.1496E+00 |
| 0.1483E+00 | 0.1495E+00 | 0.1562E+00 | 0.1729E+00 | 0.1478E+00 | 0.1230E+00 | 0.4346E+00 | 0.4299E+00 | 0.4138E+00 | 0.3995E+00 | 0.3862E+00 | 0.3868E+00 |
| 0.1209E+01 | 0.5768E+00 | 0.6207E+00 | 0.1607E+00 | -0.3739E+00 | -0.5305E+00 | -0.5979E+01 | -0.5765E+01 | -0.5827E+01 | -0.5827E+01 | -0.5914E+01 | -0.5747E+01 |
| 0.5805E-01 | 0.5709E-01 | 0.5900E-01 | 0.6446E-01 | 0.5429E-01 | 0.4383E-01 | 0.1569E+00 | 0.1588E+00 | 0.1581E+00 | 0.1581E+00 | 0.1575E+00 | 0.1587E+00 |
| 0.8101E+01 | 0.8299E+01 | 0.8393E+01 | 0.8504E+01 | 0.8630E+01 | 0.8990E+01 | 0.8783E+01 | 0.8584E+01 | 0.8296E+01 | 0.8008E+01 | 0.7774E+01 | 0.7728E+01 |

STATISTICS ON LOG ANNUAL MEANS(ALL DAYS)

| MEAN | VARIANCE | STANDARD DEVIATION | SKEWNESS | COEFF. OF VARIATION | SERIAL CORR |
|---|---|---|---|---|---|
| 0.2683E+01 | 0.8978E-02 | 0.9475E-01 | -0.1814E+00 | 0.3531E-01 | 0.2292E+00 |

**ANNUAL PEAKS**

| | | | |
|---|---|---|---|
| 1926 | 1220 | 1951 | 1100 |
| 1927 | 1180 | 1952 | 1300 |
| 1928 | 1700 | 1953 | 850 |
| 1929 | 1670 | 1954 | 1160 |
| 1932 | 1020 | 1955 | 1620 |
| 1933 | 1290 | 1956 | 1260 |
| 1934 | 840 | 1957 | 1240 |
| 1935 | 1200 | 1958 | 1100 |
| 1936 | 1080 | 1959 | 1150 |
| 1937 | 1000 | 1960 | 1350 |
| 1938 | 1260 | 1961 | 1240 |
| 1939 | 1210 | 1962 | 1240 |
| 1940 | 1140 | 1963 | 996 |
| 1941 | 689 | 1964 | 717 |
| 1942 | 1240 | 1965 | 1100 |
| 1943 | 1320 | 1966 | 1080 |
| 1944 | 1190 | 1967 | 1140 |
| 1945 | 995 | 1968 | 1260 |
| 1946 | 938 | 1969 | 1240 |
| 1947 | 1140 | 1970 | 1200 |
| 1948 | 1240 | 1971 | 1050 |
| 1949 | 945 | 1972 | 1330 |
| 1950 | 1380 | 1973 | 1450 |

## 05516000 Yellow River near Bremen, Ind.

LOCATION.--Lat 41°25'11", long 86°10'14", in NW¼NW¼ sec.10, T.34 N., R.3 E., Marshall County, on left bank at downstream side of bridge on East 4th Road, 0.5 mile (0.8 km) downstream from Bunch ditch, 2 miles (3 km) southwest of Bremen, and 4 miles (6 km) upstream from Dausman ditch.

DRAINAGE AREA.--135 mi² (350 km²).

### DURATION TABLE OF DAILY DISCHARGE FOR YEAR ENDING SEPTEMBER 30

| CLASS | 0 | 1 | 2 | 3 | 4 | 5 | 6 | 7 | 8 | 9 | 10 | 11 | 12 | 13 | 14 | 15 | 16 | 17 | 18 | 19 | 20 | 21 | 22 | 23 | 24 | 25 | 26 | 27 | 28 | 29 | 30 | 31 | 32 | 33 | 34 | |
|---|---|---|---|---|---|---|---|---|---|---|---|---|---|---|---|---|---|---|---|---|---|---|---|---|---|---|---|---|---|---|---|---|---|---|---|---|
| YEAR | NUMBER OF DAYS IN CLASS | | | | | | | | | | | | | | | | | | | | | | | | | | | | | | | | | | | CFS_DAYS |
| 1956 | | | 12 | 13 | 27 | 15 | 46 | 23 | 31 | 10 | 36 | 18 | 15 | 11 | 12 | 12 | 13 | 10 | 12 | 6 | 5 | 6 | 4 | 5 | 3 | 3 | 3 | 1 | 4 | | 3 | 1 | 3 | 3 | | 32908.5 |
| 1957 | | 16 | 11 | 9 | 29 | 5 | 9 | 10 | 9 | 20 | 10 | 28 | 14 | 17 | 10 | 13 | 8 | 4 | 9 | 5 | 3 | 3 | 3 | 6 | 6 | 2 | 1 | 2 | 2 | | 2 | | | | | 16913.7 |
| 1958 | | 17 | 2 | 1 | 2 | 5 | 11 | 12 | 28 | 28 | 43 | 21 | 21 | 30 | 26 | 17 | 10 | 18 | 6 | 7 | 7 | 6 | 6 | 12 | 5 | 6 | 4 | 2 | 3 | 5 | 2 | 2 | | | | 35557.6 |
| 1959 | | 7 | 11 | 6 | 6 | 5 | 36 | 17 | 30 | 21 | 23 | 18 | 19 | 20 | 16 | 13 | 12 | 15 | 8 | 5 | 11 | 13 | 7 | 8 | 3 | 6 | 3 | 4 | 4 | 3 | 8 | 7 | | | | 44586.5 |
| 1960 | | | | | | 9 | 28 | 21 | 19 | 13 | 15 | 44 | 24 | 28 | 22 | 30 | 19 | 12 | 17 | 6 | 11 | 7 | 5 | 4 | 3 | 4 | 5 | 4 | 3 | 5 | 4 | 4 | | | | 47001.0 |
| 1961 | | | | | | 21 | 67 | 29 | 31 | 30 | 24 | 17 | 10 | 13 | 18 | 9 | 12 | 6 | 12 | 6 | 13 | 2 | 8 | 13 | 1 | 7 | 3 | 3 | 3 | 2 | 3 | 2 | | | | 38282.0 |
| 1962 | | | 7 | 29 | 18 | 14 | 14 | 9 | 8 | 15 | 31 | 31 | 32 | 21 | 30 | 17 | 12 | 12 | 7 | 5 | 6 | 8 | 6 | 8 | 2 | 2 | 6 | 2 | 4 | 2 | 3 | 2 | 2 | | | 34290.5 |
| 1963 | | | 8 | 27 | 21 | 33 | 61 | 16 | 27 | 27 | 32 | 23 | 18 | 6 | 8 | 6 | 5 | 5 | 6 | 2 | 4 | 4 | 2 | 3 | 3 | 5 | 1 | 4 | | 3 | 4 | 1 | | | | 23218.7 |
| 1964 | | | 20 | 27 | 58 | 65 | 20 | 6 | 15 | 8 | 19 | 19 | 10 | 21 | 10 | 12 | 9 | 11 | 7 | 6 | 1 | 6 | 3 | 1 | 6 | 2 | 1 | 1 | | 1 | | 1 | | | | 17791.7 |
| 1965 | | 28 | 34 | 26 | 25 | 17 | 19 | 17 | 15 | 13 | 17 | 9 | 6 | 6 | 13 | 9 | 8 | 15 | 4 | 7 | 8 | 12 | 12 | 11 | 3 | 4 | 5 | 7 | 7 | | 7 | 1 | | | | 36936.0 |
| 1966 | | | | | 6 | 33 | 17 | 13 | 17 | 27 | 18 | 24 | 28 | 22 | 20 | 20 | 12 | 18 | 10 | 10 | 9 | 9 | 4 | 9 | 6 | 4 | 7 | 1 | 5 | 5 | 4 | 2 | 2 | 1 | 2 | 45566.0 |
| 1967 | | 2 | 49 | 26 | 30 | 10 | 8 | 4 | 11 | 11 | 13 | 13 | 15 | 19 | 18 | 17 | 20 | 14 | 17 | 9 | 7 | 10 | 7 | 7 | 2 | 2 | 3 | 3 | 1 | 6 | 5 | 4 | 2 | | | 39346.7 |
| 1968 | | 2 | 20 | 3 | 5 | 19 | 13 | 18 | 13 | 17 | 10 | 28 | 32 | 13 | 30 | 19 | 20 | 19 | 10 | 11 | 9 | 9 | 6 | 2 | 6 | 1 | 3 | 7 | 1 | 2 | 10 | 5 | 2 | 1 | | 45780.1 |
| 1969 | | | | | 24 | 32 | 20 | 19 | 9 | 6 | 13 | 11 | 17 | 16 | 22 | 25 | 20 | 22 | 17 | 10 | 12 | 18 | 12 | 7 | 7 | 5 | 6 | 4 | 1 | 3 | 3 | 4 | | | | 42239.0 |
| 1970 | | | | 10 | 12 | 15 | 21 | 14 | 33 | 18 | 17 | 21 | 24 | 24 | 28 | 19 | 20 | 14 | 8 | 8 | 5 | 12 | 4 | 7 | 5 | 5 | 4 | 4 | 1 | 3 | 3 | 6 | | | | 37887.5 |
| 1971 | | | 21 | 28 | 15 | 25 | 21 | 18 | 17 | 27 | 24 | 19 | 20 | 10 | 16 | 18 | 17 | 15 | 11 | 8 | 2 | 4 | 3 | 5 | 6 | 3 | 4 | 1 | 2 | 3 | 2 | | | | | 26284.1 |
| 1972 | | 3 | 31 | 15 | 8 | 5 | 5 | | 6 | 13 | 17 | 22 | 28 | 19 | 18 | 13 | 16 | 14 | 11 | 10 | 14 | 20 | 11 | 10 | 8 | 8 | 9 | 6 | 9 | 5 | 10 | 2 | | | | 54696.5 |
| 1973 | | | | 17 | 18 | 12 | 10 | 7 | 11 | 5 | 2 | 5 | 8 | 11 | 13 | 17 | 12 | 21 | 15 | 14 | 20 | 41 | 25 | 23 | 13 | 11 | 10 | 7 | 7 | 5 | 3 | 1 | 1 | | | 62272.3 |

| CLASS | CFS | TOTAL | ACCUM | PERCT | CLASS | CFS | TOTAL | ACCUM | PERCT | CLASS | CFS | TOTAL | ACCUM | PERCT | CLASS | CFS | TOTAL | ACCUM | PERCT |
|---|---|---|---|---|---|---|---|---|---|---|---|---|---|---|---|---|---|---|---|
| 0 | 0.00 | 0 | 6575 | 100.0 | 9 | 24.00 | 306 | 4315 | 65.6 | 18 | 110.0 | 172 | 1496 | 22.8 | 27 | 480 | 64 | 319 | 4.8 |
| 1 | 6.20 | 75 | 6575 | 100.0 | 10 | 28.00 | 386 | 4009 | 61.0 | 19 | 130.0 | 150 | 1324 | 20.1 | 28 | 560 | 56 | 255 | 3.8 |
| 2 | 7.30 | 334 | 6500 | 98.9 | 11 | 33.00 | 335 | 3623 | 55.1 | 20 | 150.0 | 135 | 1174 | 17.9 | 29 | 660 | 54 | 199 | 3.0 |
| 3 | 8.70 | 257 | 6166 | 93.8 | 12 | 39.00 | 371 | 3288 | 50.0 | 21 | 170.0 | 205 | 1039 | 15.8 | 30 | 780 | 74 | 145 | 2.2 |
| 4 | 10.00 | 280 | 5909 | 89.9 | 13 | 46.00 | 293 | 2917 | 44.4 | 22 | 210.0 | 127 | 834 | 12.7 | 31 | 930 | 46 | 71 | 1.0 |
| 5 | 12.00 | 314 | 5629 | 85.6 | 14 | 54.00 | 334 | 2624 | 39.9 | 23 | 240.0 | 137 | 707 | 10.8 | 32 | 1100 | 18 | 25 | .3 |
| 6 | 14.00 | 362 | 5315 | 80.8 | 15 | 64.00 | 282 | 2290 | 34.8 | 24 | 290.0 | 97 | 570 | 8.7 | 33 | 1300 | 5 | 7 | .1 |
| 7 | 17.00 | 297 | 4953 | 75.3 | 16 | 76.00 | 249 | 2008 | 30.5 | 25 | 340.0 | 72 | 473 | 7.2 | 34 | 1500 | 2 | 2 | .0 |
| 8 | 20.00 | 341 | 4656 | 70.8 | 17 | 90.00 | 263 | 1759 | 26.8 | 26 | 400.0 | 82 | 401 | 6.1 | | | | | |

### LOWEST MEAN DISCHARGE, IN CFS, AND RANKING, FOR THE FOLLOWING NUMBER OF CONSECUTIVE DAYS IN YEAR ENDING MARCH 31

| YEAR | 1 | | 3 | | 7 | | 14 | | 30 | | 60 | | 90 | | 120 | | 183 | | ANNUAL | |
|---|---|---|---|---|---|---|---|---|---|---|---|---|---|---|---|---|---|---|---|---|
| 1957 | 7.00 | 6 | 7.10 | 5 | 7.29 | 5 | 7.49 | 4 | 7.92 | 4 | 8.09 | 3 | 8.15 | 1 | 8.17 | 1 | 9.66 | 1 | 60.30 | 4 |
| 1958 | 6.40 | 3 | 6.40 | 1 | 6.49 | 1 | 6.59 | 1 | 7.33 | 2 | 7.45 | 1 | 8.29 | 2 | 12.00 | 6 | 27.10 | 8 | 90.50 | 6 |
| 1959 | 15.00 | 15 | 15.00 | 15 | 15.60 | 15 | 15.70 | 14 | 16.80 | 14 | 24.50 | 15 | 36.50 | 15 | 38.00 | 15 | 64.40 | 16 | 121.00 | 12 |
| 1960 | 6.80 | 4 | 6.80 | 4 | 6.89 | 3 | 7.39 | 3 | 8.45 | 6 | 11.70 | 10 | 20.00 | 11 | 25.60 | 11 | 42.80 | 11 | 123.00 | 13 |
| 1961 | 14.00 | 14 | 14.70 | 14 | 15.10 | 14 | 15.90 | 15 | 17.50 | 15 | 18.10 | 12 | 24.20 | 13 | 24.20 | 10 | 25.90 | 7 | 99.00 | 8 |
| 1962 | 16.00 | 16 | 16.00 | 16 | 17.00 | 16 | 17.40 | 16 | 23.70 | 16 | 45.20 | 16 | 41.40 | 16 | 49.40 | 16 | 52.00 | 14 | 132.00 | 16 |
| 1963 | 8.20 | 9 | 8.20 | 9 | 8.40 | 9 | 8.64 | 8 | 8.73 | 8 | 10.10 | 7 | 11.40 | 7 | 14.20 | 7 | 16.30 | 4 | 57.90 | 3 |
| 1964 | 8.00 | 8 | 8.00 | 8 | 8.09 | 8 | 8.16 | 7 | 8.46 | 7 | 9.23 | 6 | 9.89 | 6 | 9.97 | 4 | 12.50 | 3 | 37.70 | 1 |
| 1965 | 6.20 | 1 | 6.40 | 2 | 6.51 | 2 | 6.69 | 2 | 6.91 | 1 | 7.65 | 2 | 8.60 | 4 | 9.72 | 3 | 21.60 | 5 | 90.60 | 7 |
| 1966 | 8.50 | 10 | 8.67 | 10 | 9.43 | 11 | 9.59 | 10 | 9.95 | 9 | 10.90 | 8 | 12.80 | 8 | 16.20 | 8 | 44.80 | 12 | 118.00 | 11 |
| 1967 | 9.00 | 11 | 9.10 | 11 | 9.23 | 10 | 9.47 | 9 | 10.30 | 10 | 11.20 | 9 | 17.80 | 10 | 22.10 | 9 | 27.30 | 9 | 127.00 | 14 |
| 1968 | 7.10 | 7 | 7.20 | 7 | 7.33 | 6 | 7.52 | 5 | 7.97 | 5 | 8.19 | 4 | 8.44 | 3 | 10.50 | 5 | 23.80 | 6 | 117.00 | 10 |
| 1969 | 7.00 | 5 | 7.17 | 6 | 7.84 | 7 | 10.30 | 12 | 14.90 | 13 | 19.90 | 13 | 23.90 | 12 | 29.70 | 13 | 53.90 | 15 | 113.00 | 9 |
| 1970 | 10.00 | 13 | 10.00 | 13 | 10.60 | 13 | 11.00 | 13 | 11.50 | 12 | 13.20 | 11 | 16.10 | 9 | 25.70 | 12 | 33.40 | 10 | 76.50 | 5 |
| 1971 | 9.10 | 12 | 9.23 | 12 | 9.46 | 12 | 10.20 | 11 | 11.20 | 11 | 19.90 | 14 | 27.50 | 14 | 31.30 | 14 | 48.00 | 13 | 132.00 | 15 |
| 1972 | 6.20 | 2 | 6.50 | 3 | 7.01 | 4 | 7.52 | 6 | 7.72 | 3 | 8.43 | 5 | 9.18 | 5 | 9.61 | 2 | 11.30 | 2 | 56.00 | 2 |
| 1973 | 22.00 | 17 | 22.70 | 17 | 23.40 | 17 | 25.20 | 17 | 30.00 | 17 | 63.70 | 17 | 108.00 | 17 | 137.00 | 17 | 196.00 | 17 | 236.00 | 17 |

### HIGHEST MEAN DISCHARGE, IN CFS, AND RANKING, FOR THE FOLLOWING NUMBER OF CONSECUTIVE DAYS IN YEAR ENDING SEPTEMBER 30

| YEAR | 1 | | 3 | | 7 | | 15 | | 30 | | 60 | | 90 | | 120 | | 183 | | ANNUAL | |
|---|---|---|---|---|---|---|---|---|---|---|---|---|---|---|---|---|---|---|---|---|
| 1956 | 1340.0 | 3 | 1190.0 | 3 | 874.0 | 6 | 665.0 | 5 | 470.0 | 4 | 269.0 | 11 | 271.0 | 5 | 228.0 | 9 | 157.0 | 13 | 89.9 | 14 |
| 1957 | 764.0 | 18 | 676.0 | 17 | 440.0 | 17 | 308.0 | 17 | 280.0 | 16 | 169.0 | 16 | 136.0 | 17 | 112.0 | 18 | 84.0 | 18 | 46.3 | 18 |
| 1958 | 1000.0 | 14 | 922.0 | 13 | 598.0 | 14 | 406.0 | 14 | 255.0 | 17 | 162.0 | 17 | 171.0 | 15 | 147.0 | 15 | 122.0 | 15 | 97.4 | 12 |
| 1959 | 1090.0 | 9 | 1030.0 | 9 | 931.0 | 5 | 683.0 | 4 | 528.0 | 1 | 435.0 | 1 | 362.0 | 1 | 289.0 | 1 | 213.0 | 2 | 122.0 | 6 |
| 1960 | 1210.0 | 5 | 1150.0 | 5 | 860.0 | 7 | 503.0 | 12 | 418.0 | 7 | 257.0 | 13 | 255.0 | 8 | 245.0 | 4 | 201.0 | 5 | 128.0 | 3 |
| 1961 | 1170.0 | 6 | 1080.0 | 6 | 953.0 | 3 | 639.0 | 6 | 396.0 | 10 | 345.0 | 4 | 300.0 | 3 | 243.0 | 5 | 179.0 | 9 | 105.0 | 9 |
| 1962 | 1160.0 | 7 | 1060.0 | 7 | 799.0 | 11 | 750.0 | 1 | 486.0 | 3 | 303.0 | 7 | 251.0 | 10 | 213.0 | 11 | 163.0 | 12 | 93.9 | 13 |
| 1963 | 933.0 | 15 | 888.0 | 15 | 806.0 | 10 | 588.0 | 7 | 396.0 | 11 | 271.0 | 15 | 163.0 | 16 | 134.0 | 16 | 110.0 | 16 | 63.6 | 16 |
| 1964 | 933.0 | 16 | 669.0 | 18 | 395.0 | 18 | 226.0 | 18 | 173.0 | 18 | 140.0 | 18 | 109.0 | 18 | 113.0 | 17 | 85.3 | 17 | 48.6 | 17 |
| 1965 | 1020.0 | 13 | 893.0 | 14 | 588.0 | 15 | 378.0 | 15 | 319.0 | 13 | 295.0 | 8 | 257.0 | 7 | 240.0 | 6 | 173.0 | 10 | 101.0 | 11 |
| 1966 | 1610.0 | 1 | 1460.0 | 1 | 1150.0 | 1 | 699.0 | 3 | 442.0 | 6 | 266.0 | 12 | 232.0 | 13 | 208.0 | 12 | 211.0 | 3 | 125.0 | 4 |
| 1967 | 1260.0 | 4 | 1180.0 | 4 | 949.0 | 4 | 560.0 | 8 | 469.0 | 5 | 311.0 | 6 | 250.0 | 11 | 235.0 | 7 | 197.0 | 6 | 108.0 | 8 |
| 1968 | 1340.0 | 2 | 1230.0 | 2 | 1050.0 | 2 | 730.0 | 2 | 407.0 | 8 | 344.0 | 5 | 262.0 | 6 | 257.0 | 3 | 195.0 | 7 | 125.0 | 5 |
| 1969 | 1080.0 | 11 | 1010.0 | 11 | 747.0 | 12 | 520.0 | 11 | 346.0 | 12 | 281.0 | 10 | 235.0 | 12 | 220.0 | 10 | 192.0 | 8 | 116.0 | 7 |
| 1970 | 1090.0 | 10 | 1030.0 | 10 | 814.0 | 9 | 535.0 | 10 | 494.0 | 2 | 359.0 | 2 | 272.0 | 4 | 230.0 | 8 | 170.0 | 11 | 104.0 | 10 |
| 1971 | 898.0 | 17 | 802.0 | 16 | 502.0 | 16 | 343.0 | 16 | 284.0 | 15 | 251.0 | 14 | 180.0 | 14 | 152.0 | 14 | 123.0 | 14 | 72.0 | 15 |
| 1972 | 1040.0 | 12 | 972.0 | 12 | 639.0 | 13 | 433.0 | 13 | 317.0 | 14 | 293.0 | 9 | 252.0 | 9 | 207.0 | 13 | 210.0 | 4 | 149.0 | 2 |
| 1973 | 1110.0 | 8 | 1040.0 | 8 | 819.0 | 8 | 544.0 | 9 | 399.0 | 9 | 346.0 | 3 | 312.0 | 2 | 283.0 | 2 | 269.0 | 1 | 171.0 | 1 |

STATISTICS ON NORMAL MONTHLY MEANS(ALL DAYS)

| OCT | NOV | DEC | JAN | FEB | MARCH | APRIL | MAY | JUNE | JULY | AUG | SEPT |
|---|---|---|---|---|---|---|---|---|---|---|---|
| BY ROWS(MEAN,VARIANCE,STANDARD DEVIATION, SKEWNESS, COEFF. OF VARIATION,PERCENTAGE OF AVERAGE FLOW) | | | | | | | | | | | |
| 0.3671E+02 | 0.6769E+02 | 0.1214E+03 | 0.1027E+03 | 0.1602E+03 | 0.2214E+03 | 0.2257E+03 | 0.1092E+03 | 0.6780E+02 | 0.5092E+02 | 0.4510E+02 | 0.3949E+02 |
| 0.3497E+04 | 0.4383E+04 | 0.1457E+05 | 0.7917E+04 | 0.1370E+05 | 0.1304E+05 | 0.1341E+05 | 0.8462E+04 | 0.1673E+04 | 0.2466E+04 | 0.4435E+04 | 0.4909E+04 |
| 0.5914E+02 | 0.6620E+02 | 0.1207E+03 | 0.8898E+02 | 0.1170E+03 | 0.1142E+03 | 0.1158E+03 | 0.9199E+02 | 0.4090E+02 | 0.4965E+02 | 0.6660E+02 | 0.7007E+02 |
| 0.3717E+01 | 0.2408E+01 | 0.7982E+00 | 0.7813E+00 | 0.1120E+01 | 0.3663E+00 | 0.5315E-02 | 0.1770E+01 | 0.1107E+01 | 0.2002E+01 | 0.2415E+01 | 0.3377E+01 |
| 0.1611E+01 | 0.9780E+00 | 0.9940E+00 | 0.8665E+00 | 0.7308E+00 | 0.5158E+00 | 0.5130E+00 | 0.8422E+00 | 0.6032E+00 | 0.9752E+00 | 0.1477E+01 | 0.1774E+01 |
| 0.2941E+01 | 0.5423E+01 | 0.9726E+01 | 0.8226E+01 | 0.1283E+02 | 0.1773E+02 | 0.1808E+02 | 0.8751E+01 | 0.5432E+01 | 0.4079E+01 | 0.3613E+01 | 0.3164E+01 |

STATISTICS ON NORMAL ANNUAL MEANS(ALL DAYS)

| MEAN | VARIANCE | STANDARD DEVIATION | SKEWNESS | COEFF. OF VARIATION | SERIAL CORR |
|---|---|---|---|---|---|
| 0.1037E+03 | 0.1050E+04 | 0.3241E+02 | -0.3093E-01 | 0.3127E+00 | 0.4132E+00 |

STATISTICS ON LOG MONTHLY MEANS(ALL DAYS)

| OCT | NOV | DEC | JAN | FEB | MARCH | APRIL | MAY | JUNE | JULY | AUG | SEPT |
|---|---|---|---|---|---|---|---|---|---|---|---|
| BY ROWS(MEAN,VARIANCE,STANDARD DEVIATION, SKEWNESS, COEFF. OF VARIATION,PERCENTAGE OF AVERAGE FLOW) | | | | | | | | | | | |
| 0.1336E+01 | 0.1644E+01 | 0.1818E+01 | 0.1813E+01 | 0.2060E+01 | 0.2276E+01 | 0.2269E+01 | 0.1921E+01 | 0.1759E+01 | 0.1555E+01 | 0.1382E+01 | 0.1298E+01 |
| 0.1532E+00 | 0.1921E+00 | 0.2884E+00 | 0.2131E+00 | 0.1766E+00 | 0.7738E-01 | 0.1018E+00 | 0.1016E+00 | 0.6807E-01 | 0.1290E+00 | 0.1953E+00 | 0.1944E+00 |
| 0.3914E+00 | 0.4383E+00 | 0.5370E+00 | 0.4616E+00 | 0.4203E+00 | 0.2782E+00 | 0.3191E+00 | 0.3187E+00 | 0.2609E+00 | 0.3592E+00 | 0.4419E+00 | 0.4409E+00 |
| 0.1258E+01 | -0.3711E+00 | -0.1117E+00 | -0.1835E+00 | -0.9925E+00 | -0.1108E+01 | -0.1217E+01 | 0.4458E+00 | -0.2881E-01 | 0.5733E+00 | 0.1223E+01 | 0.1479E+01 |
| 0.2929E+00 | 0.2659E+00 | 0.2953E+00 | 0.2546E+00 | 0.2041E+00 | 0.1222E+00 | 0.1406E+00 | 0.1659E+00 | 0.1483E+00 | 0.2310E+00 | 0.3197E+00 | 0.3398E+00 |
| 0.6323E+01 | 0.7799E+01 | 0.8603E+01 | 0.8580E+01 | 0.9744E+01 | 0.1077E+02 | 0.1074E+02 | 0.9089E+01 | 0.8322E+01 | 0.7357E+01 | 0.6539E+01 | 0.6139E+01 |

STATISTICS ON LOG ANNUAL MEANS(ALL DAYS)

| MEAN | VARIANCE | STANDARD DEVIATION | SKEWNESS | COEFF. OF VARIATION | SERIAL CORR |
|---|---|---|---|---|---|
| 0.1992E+01 | 0.2346E-01 | 0.1532E+00 | -0.8774E+00 | 0.7687E-01 | 0.3273E+00 |

**ANNUAL PEAKS**

| | |
|---|---|
| 1956 | 1380 |
| 1957 | 890 |
| 1958 | 1070 |
| 1959 | 1120 |
| 1960 | 1220 |
| 1961 | 1180 |
| 1962 | 1200 |
| 1963 | 945 |
| 1964 | 945 |
| 1965 | 1030 |
| 1966 | 1650 |
| 1967 | 1300 |
| 1968 | 1370 |
| 1969 | 1090 |
| 1970 | 1110 |
| 1971 | 932 |
| 1972 | 1050 |
| 1973 | 1160 |

## 05516500 Yellow River at Plymouth, Ind.

LOCATION.--Lat 41°20'25", long 86°18'16", in SE¼NW¼ sec.13, T.33 N., R.2 E., Marshall County, on left bank 50 ft (15 m) upstream from LaPorte Street footbridge in Plymouth, 1.1 miles (1.8 km) downstream from Elmer Seltenright (formerly Baker) ditch, and 8.1 miles (13.0 km) upstream from Wolf Creek.

DRAINAGE AREA.--294 mi² (761 km²).

DURATION TABLE OF DAILY DISCHARGE FOR YEAR ENDING SEPTEMBER 30

| CLASS | 0 | 1 | 2 | 3 | 4 | 5 | 6 | 7 | 8 | 9 | 10 | 11 | 12 | 13 | 14 | 15 | 16 | 17 | 18 | 19 | 20 | 21 | 22 | 23 | 24 | 25 | 26 | 27 | 28 | 29 | 30 | 31 | 32 | 33 | 34 | |
|---|---|---|---|---|---|---|---|---|---|---|---|---|---|---|---|---|---|---|---|---|---|---|---|---|---|---|---|---|---|---|---|---|---|---|---|---|
| YEAR | NUMBER OF DAYS IN CLASS | | | | | | | | | | | | | | | | | | | | | | | | | | | | | | | | | | | CFS_DAYS |
| 1949 | | | | | 54 | 49 | 31 | 17 | 11 | 9 | 14 | 10 | 11 | 21 | 17 | 23 | 19 | 11 | 16 | 12 | 7 | 6 | 5 | 9 | 3 | 3 | 4 | 2 | 1 | | | | | | | 67891.0 |
| 1950 | | | | | 2 | 3 | 23 | 20 | 34 | 21 | 13 | 24 | 13 | 13 | 11 | 10 | 7 | 9 | 19 | 19 | 22 | 9 | 13 | 13 | 13 | 17 | 15 | 9 | 7 | 3 | 3 | | | | | 158430.0 |
| 1951 | | | | | | | 12 | 23 | 21 | 12 | 14 | 22 | 26 | 30 | 23 | 19 | 18 | 29 | 19 | 24 | 22 | 10 | 5 | 8 | 11 | 4 | 6 | 2 | 1 | 1 | 3 | | | | | 109351.0 |
| 1952 | | | | | | 4 | 1 | 6 | 35 | 28 | 16 | 4 | 4 | 10 | 22 | 17 | 26 | 32 | 34 | 32 | 22 | 17 | 8 | 15 | 9 | 12 | 9 | 7 | 2 | | | | | | | 132809.0 |
| 1953 | | | | 5 | 12 | 31 | 38 | 51 | 23 | 28 | 11 | 16 | 13 | 25 | 28 | 24 | 19 | 11 | 13 | 4 | 2 | 7 | 1 | 1 | 1 | 1 | | | | | | | | | | 43532.0 |
| 1954 | | | | 5 | 43 | 50 | 23 | 19 | 16 | 14 | 16 | 16 | 16 | 29 | 20 | 10 | 6 | 11 | 15 | 7 | 10 | 7 | 7 | 5 | 6 | 3 | 4 | 2 | 1 | 2 | | | | | | 69356.0 |
| 1955 | | | | | 12 | 15 | 20 | 14 | 17 | 10 | 15 | 21 | 21 | 24 | 31 | 20 | 23 | 8 | 25 | 19 | 13 | 12 | 5 | 10 | 7 | 7 | 3 | 3 | 2 | 1 | 1 | 1 | 2 | 1 | 2 | 122645.0 |
| 1956 | | | | | 5 | 12 | 44 | 19 | 38 | 46 | 36 | 18 | 22 | 21 | 14 | 10 | 14 | 8 | 15 | 9 | 7 | 5 | 4 | 2 | 3 | 5 | 2 | 5 | 3 | 1 | | | | | | 71133.0 |
| 1957 | | | | | 12 | 76 | 77 | 9 | 12 | 17 | 32 | 29 | 5 | 20 | 23 | 5 | 3 | 5 | 3 | 7 | 4 | 4 | 7 | 5 | 4 | 2 | | | | | | | | | | 43402.0 |
| 1958 | | | | | 6 | 12 | 3 | 1 | 6 | 29 | 45 | 35 | 30 | 40 | 34 | 16 | 16 | 12 | 14 | 12 | 8 | 11 | 7 | 10 | 5 | 5 | 5 | 1 | | | | | | | | 79985.0 |
| 1959 | | | | 2 | 11 | 6 | 4 | 12 | 22 | 21 | 35 | 49 | 27 | 25 | 14 | 14 | 14 | 10 | 16 | 7 | 8 | 15 | 9 | 5 | 6 | 8 | 9 | 6 | 6 | 2 | | | | | | 107639.0 |
| 1960 | | | | | | | | 9 | 20 | 21 | 21 | 30 | 16 | 51 | 41 | 18 | 37 | 22 | 17 | 13 | 7 | 7 | 2 | 6 | 7 | 4 | 7 | 5 | 7 | 2 | | | | | | 108098.0 |
| 1961 | | | | | | | 22 | 46 | 51 | 36 | 35 | 16 | 19 | 13 | 10 | 17 | 8 | 14 | 12 | 8 | 15 | 11 | 7 | 7 | 5 | 3 | 4 | 1 | 3 | | | | | | | 89013.0 |
| 1962 | | | | 1 | 20 | 9 | 26 | 18 | 8 | 15 | 34 | 41 | 21 | 41 | 29 | 10 | 18 | 12 | 11 | 10 | 4 | 7 | 4 | 5 | 3 | 4 | 4 | 6 | | 2 | | | | | | 76501.0 |
| 1963 | | | 11 | 9 | 9 | 27 | 53 | 51 | 35 | 20 | 15 | 31 | 18 | 17 | 11 | 4 | 3 | 8 | 8 | 6 | 3 | 1 | 3 | 6 | 1 | 5 | 3 | 5 | | | | | | | | 52897.0 |
| 1964 | | | | | | 29 | 82 | 46 | 25 | 19 | 24 | 16 | 13 | 32 | 16 | 9 | 10 | 7 | 8 | 6 | 2 | 4 | 7 | 1 | 3 | 1 | 2 | | | | | | | | | 44496.0 |
| 1965 | | 10 | 8 | 19 | 36 | 12 | 24 | 9 | 30 | 20 | 15 | 15 | 21 | 28 | 13 | 4 | 11 | 9 | 5 | 13 | 19 | 6 | 3 | 9 | 8 | 8 | 5 | 5 | | | | | | | | 73568.0 |
| 1966 | | | | | 6 | 13 | 14 | 13 | 14 | 33 | 27 | 39 | 35 | 39 | 14 | 10 | 15 | 12 | 8 | 14 | 10 | 10 | 3 | 7 | 5 | 7 | 7 | 5 | 2 | 3 | | | | | | 93640.0 |
| 1967 | | | | | 22 | 26 | 36 | 10 | 7 | 11 | 22 | 15 | 19 | 24 | 23 | 17 | 19 | 14 | 16 | 15 | 14 | 11 | 8 | 6 | 5 | 3 | 9 | 9 | 2 | 2 | | | | | | 101213.0 |
| 1968 | | | 9 | 3 | 1 | 3 | | 4 | 4 | 3 | 6 | 33 | 35 | 72 | 36 | 27 | 25 | 18 | 14 | 12 | 13 | 5 | 4 | 6 | 3 | 5 | 11 | 9 | 2 | 3 | | | | | | 110165.0 |
| 1969 | | | | | | | 7 | 26 | 26 | 15 | 15 | 16 | 23 | 37 | 27 | 17 | 8 | 21 | 17 | 20 | 15 | 9 | 10 | 10 | 9 | 3 | 5 | 3 | | | | | | | | 107799.0 |
| 1970 | | | | | | | 11 | 9 | 44 | 22 | 22 | 31 | 10 | 48 | 33 | 24 | 18 | 10 | 11 | 11 | 12 | 7 | 12 | 6 | 4 | 4 | 5 | 9 | 2 | | | | | | | 93026.0 |
| 1971 | | | | | 5 | 28 | 38 | 21 | 27 | 33 | 26 | 21 | 11 | 29 | 23 | 20 | 20 | 7 | 10 | 8 | 6 | 1 | 9 | 5 | 4 | 6 | 4 | 1 | | | | | | | | 64220.0 |
| 1972 | | | | | 14 | 20 | 16 | 11 | 1 | 17 | 20 | 29 | 22 | 33 | 17 | 12 | 14 | 16 | 18 | 18 | 15 | 11 | 7 | 5 | 18 | 12 | 14 | | | | | | | | | 106275.0 |
| 1973 | | | | | 1 | 10 | 13 | 5 | 14 | 21 | 8 | 5 | 6 | 20 | 15 | 16 | 22 | 16 | 17 | 33 | 30 | 25 | 30 | 18 | 14 | 10 | 8 | 2 | 2 | | | | | | | 140586.0 |

| CLASS | CFS | TOTAL | ACCUM | PERCT | CLASS | CFS | TOTAL | ACCUM | PERCT | CLASS | CFS | TOTAL | ACCUM | PERCT | CLASS | CFS | TOTAL | ACCUM | PERCT |
|---|---|---|---|---|---|---|---|---|---|---|---|---|---|---|---|---|---|---|---|
| 0 | 0.00 | 0 | 9498 | 100.0 | 9 | 56.00 | 563 | 6993 | 73.6 | 18 | 280.0 | 380 | 2324 | 24.5 | 27 | 1500 | 109 | 191 | 2.0 |
| 1 | 13.00 | 10 | 9498 | 100.0 | 10 | 67.00 | 548 | 6430 | 67.7 | 19 | 340.0 | 362 | 1944 | 20.5 | 28 | 1800 | 44 | 82 | .8 |
| 2 | 16.00 | 28 | 9488 | 99.9 | 11 | 80.00 | 619 | 5882 | 61.9 | 20 | 410.0 | 302 | 1582 | 16.7 | 29 | 2100 | 25 | 38 | .4 |
| 3 | 19.00 | 44 | 9458 | 99.6 | 12 | 96.00 | 484 | 5263 | 55.4 | 21 | 490.0 | 238 | 1280 | 13.5 | 30 | 2500 | 7 | 13 | .1 |
| 4 | 22.00 | 272 | 9414 | 99.1 | 13 | 110.00 | 742 | 4799 | 50.5 | 22 | 590.0 | 191 | 1042 | 11.0 | 31 | 3000 | 1 | 6 | .0 |
| 5 | 27.00 | 464 | 9142 | 96.3 | 14 | 140.00 | 572 | 4057 | 42.7 | 23 | 710.0 | 190 | 851 | 9.0 | 32 | 3600 | 2 | 5 | .0 |
| 6 | 32.00 | 643 | 8678 | 91.4 | 15 | 170.00 | 395 | 3485 | 36.7 | 24 | 850.0 | 163 | 661 | 7.0 | 33 | 4300 | 1 | 3 | .0 |
| 7 | 39.00 | 472 | 8035 | 84.6 | 16 | 200.00 | 436 | 3090 | 32.5 | 25 | 1000.0 | 156 | 498 | 5.2 | 34 | 5200 | 2 | 2 | .0 |
| 8 | 46.00 | 570 | 7563 | 79.6 | 17 | 240.00 | 336 | 2654 | 27.9 | 26 | 1200.0 | 151 | 342 | 3.6 | | | | | |

LOWEST MEAN DISCHARGE, IN CFS, AND RANKING, FOR THE FOLLOWING NUMBER OF CONSECUTIVE DAYS IN YEAR ENDING MARCH 31

| YEAR | 1 | | 3 | | 7 | | 14 | | 30 | | 60 | | 90 | | 120 | | 183 | | ANNUAL | |
|---|---|---|---|---|---|---|---|---|---|---|---|---|---|---|---|---|---|---|---|---|
| 1950 | 22.00 | 8 | 22.00 | 7 | 22.00 | 6 | 22.20 | 4 | 22.40 | 3 | 24.70 | 2 | 31.40 | 6 | 38.00 | 7 | 50.50 | 6 | 313.00 | 21 |
| 1951 | 36.00 | 17 | 36.70 | 17 | 37.70 | 17 | 37.90 | 16 | 40.10 | 16 | 45.40 | 15 | 51.00 | 13 | 62.80 | 14 | 146.00 | 19 | 317.00 | 22 |
| 1952 | 46.00 | 22 | 47.00 | 22 | 47.00 | 22 | 48.50 | 22 | 56.50 | 22 | 68.80 | 20 | 97.70 | 21 | 208.00 | 24 | 254.00 | 23 | 407.00 | 23 |
| 1953 | 20.00 | 4 | 20.70 | 5 | 21.40 | 4 | 23.10 | 5 | 25.70 | 6 | 31.60 | 10 | 37.50 | 10 | 41.80 | 9 | 56.70 | 10 | 180.00 | 7 |
| 1954 | 20.00 | 5 | 20.30 | 4 | 21.90 | 5 | 24.10 | 7 | 25.50 | 5 | 26.90 | 3 | 27.90 | 2 | 27.70 | 1 | 32.10 | 1 | 106.00 | 2 |
| 1955 | 40.00 | 20 | 40.00 | 20 | 40.90 | 20 | 43.50 | 20 | 52.60 | 21 | 113.00 | 23 | 139.00 | 24 | 138.00 | 22 | 268.00 | 24 | 421.00 | 24 |
| 1956 | 22.00 | 9 | 23.30 | 9 | 24.00 | 8 | 24.50 | 8 | 27.20 | 9 | 35.10 | 12 | 41.40 | 12 | 48.40 | 12 | 54.70 | 7 | 132.00 | 5 |
| 1957 | 22.00 | 10 | 23.70 | 10 | 25.10 | 11 | 25.40 | 9 | 26.50 | 7 | 28.60 | 5 | 29.80 | 3 | 30.40 | 2 | 43.20 | 5 | 141.00 | 6 |
| 1958 | 24.00 | 14 | 24.30 | 13 | 26.30 | 12 | 27.60 | 12 | 30.00 | 11 | 30.60 | 8 | 33.60 | 7 | 47.80 | 11 | 85.80 | 14 | 208.00 | 9 |
| 1959 | 51.00 | 23 | 53.70 | 23 | 56.40 | 23 | 58.40 | 23 | 63.00 | 23 | 77.60 | 22 | 127.00 | 22 | 126.00 | 21 | 175.00 | 22 | 283.00 | 15 |
| 1960 | 20.00 | 6 | 21.00 | 6 | 22.10 | 7 | 23.00 | 6 | 30.40 | 12 | 41.10 | 14 | 61.60 | 17 | 74.70 | 17 | 122.00 | 17 | 283.00 | 16 |
| 1961 | 41.00 | 21 | 41.70 | 21 | 43.10 | 21 | 44.10 | 21 | 49.90 | 20 | 51.80 | 18 | 67.80 | 18 | 66.10 | 16 | 68.60 | 11 | 230.00 | 11 |
| 1962 | 57.00 | 24 | 57.00 | 24 | 58.40 | 24 | 63.40 | 24 | 74.20 | 24 | 125.00 | 24 | 132.00 | 23 | 146.00 | 23 | 150.00 | 20 | 306.00 | 19 |
| 1963 | 18.00 | 3 | 18.00 | 3 | 18.00 | 3 | 18.30 | 2 | 21.70 | 2 | 27.40 | 4 | 30.00 | 4 | 35.20 | 5 | 34.30 | 2 | 123.00 | 4 |
| 1964 | 27.00 | 15 | 27.00 | 15 | 28.60 | 14 | 29.30 | 13 | 32.60 | 13 | 34.90 | 11 | 34.80 | 9 | 35.50 | 6 | 39.50 | 4 | 102.00 | 1 |
| 1965 | 13.00 | 1 | 14.00 | 1 | 14.60 | 1 | 17.20 | 1 | 19.00 | 1 | 21.00 | 1 | 24.90 | 1 | 31.50 | 3 | 55.20 | 8 | 195.00 | 8 |
| 1966 | 21.00 | 7 | 22.70 | 8 | 29.00 | 15 | 32.30 | 15 | 35.00 | 15 | 45.60 | 16 | 51.50 | 14 | 64.90 | 15 | 113.00 | 16 | 251.00 | 13 |
| 1967 | 23.00 | 11 | 23.70 | 11 | 24.90 | 9 | 25.40 | 10 | 26.70 | 8 | 31.50 | 9 | 56.00 | 15 | 56.50 | 13 | 77.00 | 12 | 289.00 | 17 |
| 1968 | 18.00 | 2 | 18.00 | 2 | 18.00 | 2 | 19.60 | 3 | 24.90 | 4 | 29.40 | 7 | 33.70 | 8 | 43.40 | 10 | 85.70 | 13 | 281.00 | 14 |
| 1969 | 38.00 | 19 | 38.00 | 19 | 39.40 | 18 | 42.10 | 19 | 49.30 | 19 | 67.20 | 19 | 82.10 | 19 | 105.00 | 20 | 163.00 | 21 | 290.00 | 18 |
| 1970 | 34.00 | 16 | 34.70 | 16 | 35.10 | 16 | 38.40 | 17 | 41.20 | 17 | 49.40 | 17 | 58.10 | 16 | 87.30 | 18 | 104.00 | 15 | 210.00 | 10 |
| 1971 | 37.00 | 18 | 37.70 | 18 | 40.60 | 19 | 41.80 | 18 | 48.10 | 18 | 74.50 | 21 | 88.40 | 20 | 95.60 | 19 | 133.00 | 18 | 313.00 | 20 |
| 1972 | 24.00 | 12 | 24.30 | 12 | 25.10 | 10 | 26.90 | 11 | 27.50 | 10 | 29.00 | 6 | 30.80 | 5 | 31.80 | 4 | 36.30 | 3 | 118.00 | 3 |
| 1973 | 58.00 | 25 | 60.00 | 25 | 63.00 | 25 | 65.50 | 25 | 77.80 | 25 | 153.00 | 25 | 221.00 | 25 | 253.00 | 25 | 390.00 | 25 | 492.00 | 25 |

HIGHEST MEAN DISCHARGE, IN CFS, AND RANKING, FOR THE FOLLOWING NUMBER OF CONSECUTIVE DAYS IN YEAR ENDING SEPTEMBER 30

| YEAR | 1 | | 3 | | 7 | | 15 | | 30 | | 60 | | 90 | | 120 | | 183 | | ANNUAL | |
|---|---|---|---|---|---|---|---|---|---|---|---|---|---|---|---|---|---|---|---|---|
| 1949 | 1840.0 | 17 | 1680.0 | 18 | 1300.0 | 18 | 985.0 | 19 | 709.0 | 18 | 609.0 | 15 | 488.0 | 17 | 410.0 | 20 | 334.0 | 18 | 186.0 | 21 |
| 1950 | 2800.0 | 3 | 2680.0 | 3 | 2190.0 | 2 | 1920.0 | 2 | 1450.0 | 2 | 1160.0 | 1 | 1040.0 | 1 | 992.0 | 1 | 742.0 | 1 | 434.0 | 1 |
| 1951 | 2850.0 | 2 | 2770.0 | 2 | 2190.0 | 3 | 1230.0 | 9 | 689.0 | 19 | 524.0 | 21 | 484.0 | 19 | 459.0 | 14 | 425.0 | 11 | 300.0 | 6 |
| 1952 | 1980.0 | 13 | 1760.0 | 16 | 1270.0 | 19 | 989.0 | 18 | 905.0 | 8 | 675.0 | 10 | 653.0 | 5 | 621.0 | 4 | 551.0 | 4 | 363.0 | 3 |
| 1953 | 1140.0 | 25 | 937.0 | 26 | 671.0 | 26 | 464.0 | 26 | 364.0 | 26 | 304.0 | 26 | 259.0 | 25 | 232.0 | 26 | 191.0 | 26 | 119.0 | 25 |
| 1954 | 2290.0 | 5 | 2140.0 | 8 | 1580.0 | 11 | 996.0 | 17 | 796.0 | 16 | 610.0 | 14 | 487.0 | 18 | 419.0 | 19 | 327.0 | 19 | 190.0 | 20 |
| 1955 | 5310.0 | 1 | 5120.0 | 1 | 4200.0 | 1 | 2750.0 | 1 | 1650.0 | 1 | 952.0 | 3 | 743.0 | 3 | 666.0 | 2 | 569.0 | 3 | 336.0 | 4 |
| 1956 | 2160.0 | 10 | 1990.0 | 12 | 1510.0 | 15 | 1260.0 | 8 | 903.0 | 9 | 541.0 | 19 | 529.0 | 13 | 456.0 | 15 | 325.0 | 20 | 194.0 | 19 |
| 1957 | 1090.0 | 26 | 1020.0 | 25 | 786.0 | 25 | 631.0 | 24 | 618.0 | 23 | 398.0 | 23 | 323.0 | 24 | 267.0 | 24 | 205.0 | 24 | 119.0 | 26 |
| 1958 | 1520.0 | 21 | 1430.0 | 21 | 1180.0 | 20 | 846.0 | 21 | 528.0 | 24 | 356.0 | 24 | 346.0 | 22 | 306.0 | 22 | 251.0 | 23 | 219.0 | 16 |
| 1959 | 2240.0 | 8 | 2170.0 | 7 | 1970.0 | 5 | 1460.0 | 4 | 1160.0 | 3 | 965.0 | 2 | 809.0 | 2 | 649.0 | 3 | 492.0 | 5 | 295.0 | 7 |
| 1960 | 2290.0 | 6 | 2190.0 | 6 | 1770.0 | 9 | 1090.0 | 14 | 947.0 | 7 | 576.0 | 17 | 563.0 | 10 | 540.0 | 7 | 448.0 | 9 | 295.0 | 8 |
| 1961 | 2160.0 | 11 | 2130.0 | 9 | 1920.0 | 7 | 1350.0 | 6 | 867.0 | 10 | 736.0 | 5 | 638.0 | 6 | 526.0 | 11 | 399.0 | 14 | 244.0 | 15 |
| 1962 | 2200.0 | 9 | 2080.0 | 11 | 1590.0 | 10 | 1480.0 | 3 | 977.0 | 6 | 618.0 | 12 | 522.0 | 15 | 442.0 | 16 | 353.0 | 17 | 210.0 | 18 |
| 1963 | 1700.0 | 19 | 1610.0 | 19 | 1500.0 | 16 | 1160.0 | 11 | 794.0 | 17 | 454.0 | 22 | 344.0 | 23 | 289.0 | 23 | 252.0 | 22 | 145.0 | 23 |
| 1964 | 1440.0 | 23 | 1310.0 | 23 | 843.0 | 24 | 501.0 | 25 | 394.0 | 25 | 323.0 | 25 | 254.0 | 26 | 256.0 | 25 | 203.0 | 25 | 122.0 | 24 |
| 1965 | 1680.0 | 20 | 1580.0 | 20 | 1140.0 | 21 | 750.0 | 22 | 670.0 | 21 | 613.0 | 13 | 529.0 | 14 | 488.0 | 13 | 358.0 | 16 | 215.0 | 17 |
| 1966 | 2380.0 | 4 | 2330.0 | 4 | 1980.0 | 4 | 1280.0 | 7 | 867.0 | 11 | 526.0 | 20 | 474.0 | 20 | 427.0 | 17 | 421.0 | 12 | 257.0 | 13 |
| 1967 | 2150.0 | 12 | 2100.0 | 10 | 1850.0 | 8 | 1200.0 | 10 | 1020.0 | 5 | 730.0 | 6 | 615.0 | 8 | 531.0 | 9 | 479.0 | 6 | 277.0 | 11 |
| 1968 | 2240.0 | 7 | 2190.0 | 5 | 1950.0 | 6 | 1430.0 | 5 | 809.0 | 14 | 706.0 | 9 | 556.0 | 11 | 541.0 | 6 | 436.0 | 10 | 301.0 | 5 |
| 1969 | 1930.0 | 14 | 1870.0 | 13 | 1560.0 | 12 | 1140.0 | 12 | 811.0 | 13 | 659.0 | 11 | 552.0 | 12 | 527.0 | 10 | 464.0 | 7 | 295.0 | 9 |
| 1970 | 1910.0 | 15 | 1840.0 | 14 | 1540.0 | 14 | 1090.0 | 13 | 1030.0 | 4 | 800.0 | 4 | 619.0 | 7 | 523.0 | 12 | 397.0 | 15 | 255.0 | 14 |
| 1971 | 1500.0 | 22 | 1420.0 | 22 | 1150.0 | 23 | 737.0 | 23 | 645.0 | 22 | 563.0 | 18 | 402.0 | 21 | 356.0 | 21 | 295.0 | 21 | 176.0 | 22 |
| 1972 | 1380.0 | 24 | 1290.0 | 24 | 1070.0 | 22 | 850.0 | 20 | 682.0 | 20 | 597.0 | 16 | 517.0 | 16 | 420.0 | 18 | 406.0 | 13 | 290.0 | 10 |
| 1973 | 1890.0 | 16 | 1810.0 | 15 | 1560.0 | 13 | 1080.0 | 15 | 816.0 | 12 | 709.0 | 7 | 659.0 | 4 | 616.0 | 5 | 581.0 | 2 | 385.0 | 2 |

STATISTICS ON NORMAL MONTHLY MEANS(ALL DAYS)

| OCT | NOV | DEC | JAN | FEB | MARCH | APRIL | MAY | JUNE | JULY | AUG | SEPT |
|---|---|---|---|---|---|---|---|---|---|---|---|
| BY ROWS(MEAN,VARIANCE,STANDARD DEVIATION, SKEWNESS, COEFF. OF VARIATION,PERCENTAGE OF AVERAGE FLOW) | | | | | | | | | | | |
| 0.1515E+03 | 0.1652E+03 | 0.2477E+03 | 0.3075E+03 | 0.3598E+03 | 0.4692E+03 | 0.5021E+03 | 0.2581E+03 | 0.1770E+03 | 0.1631E+03 | 0.1087E+03 | 0.8482E+02 |
| 0.1045E+06 | 0.2511E+05 | 0.4671E+05 | 0.7365E+05 | 0.5493E+05 | 0.5832E+05 | 0.7782E+05 | 0.3090E+05 | 0.7081E+04 | 0.2037E+05 | 0.1150E+05 | 0.1198E+05 |
| 0.3233E+03 | 0.1585E+03 | 0.2161E+03 | 0.2714E+03 | 0.2344E+03 | 0.2415E+03 | 0.2790E+03 | 0.1758E+03 | 0.8415E+02 | 0.1427E+03 | 0.1072E+03 | 0.1095E+03 |
| 0.4035E+01 | 0.1633E+01 | 0.8230E+00 | 0.1059E+01 | 0.8554E+00 | 0.9427E+00 | 0.4777E+00 | 0.1724E+01 | 0.6803E+00 | 0.2044E+01 | 0.2507E+01 | 0.3322E+01 |
| 0.2133E+01 | 0.9595E+00 | 0.8727E+00 | 0.8326E+00 | 0.6513E+00 | 0.5147E+00 | 0.5556E+00 | 0.6811E+00 | 0.4755E+00 | 0.8753E+00 | 0.9865E+00 | 0.1290E+01 |
| 0.5061E+01 | 0.5515E+01 | 0.8271E+01 | 0.1027E+02 | 0.1202E+02 | 0.1567E+02 | 0.1677E+02 | 0.8618E+01 | 0.5910E+01 | 0.5445E+01 | 0.3629E+01 | 0.2833E+01 |

STATISTICS ON NORMAL ANNUAL MEANS(ALL DAYS)

| MEAN | VARIANCE | STANDARD DEVIATION | SKEWNESS | COEFF. OF VARIATION | SERIAL CORR |
|---|---|---|---|---|---|
| 0.2489E+03 | 0.6991E+04 | 0.8361E+02 | 0.2319E+00 | 0.3359E+00 | 0.1697E+00 |

STATISTICS ON LOG MONTHLY MEANS(ALL DAYS)

| OCT | NOV | DEC | JAN | FEB | MARCH | APRIL | MAY | JUNE | JULY | AUG | SEPT |
|---|---|---|---|---|---|---|---|---|---|---|---|
| BY ROWS(MEAN,VARIANCE,STANDARD DEVIATION, SKEWNESS, COEFF. OF VARIATION,PERCENTAGE OF AVERAGE FLOW) | | | | | | | | | | | |
| 0.1831E+01 | 0.2024E+01 | 0.2194E+01 | 0.2285E+01 | 0.2441E+01 | 0.2614E+01 | 0.2618E+01 | 0.2332E+01 | 0.2200E+01 | 0.2085E+01 | 0.1905E+01 | 0.1756E+01 |
| 0.2032E+00 | 0.1900E+00 | 0.2109E+00 | 0.2203E+00 | 0.1319E+00 | 0.5734E-01 | 0.8900E-01 | 0.6893E-01 | 0.4490E-01 | 0.1083E+00 | 0.1013E+00 | 0.1167E+00 |
| 0.4907E+00 | 0.4358E+00 | 0.4593E+00 | 0.4694E+00 | 0.3631E+00 | 0.2395E+00 | 0.2983E+00 | 0.2626E+00 | 0.2119E+00 | 0.3291E+00 | 0.3183E+00 | 0.3416E+00 |
| 0.1639E+01 | 0.1964E-01 | -0.1830E+00 | -0.3206E+00 | -0.9604E+00 | -0.7077E+00 | -0.7489E+00 | 0.3118E+00 | -0.7974E-01 | 0.4704E+00 | 0.8596E+00 | 0.1373E+01 |
| 0.2462E+00 | 0.2154E+00 | 0.2094E+00 | 0.2054E+00 | 0.1487E+00 | 0.9161E-01 | 0.1139E+00 | 0.1126E+00 | 0.9632E-01 | 0.1578E+00 | 0.1671E+00 | 0.1945E+00 |
| 0.6566E+01 | 0.7695E+01 | 0.8346E+01 | 0.8693E+01 | 0.9288E+01 | 0.9944E+01 | 0.9961E+01 | 0.8872E+01 | 0.8369E+01 | 0.7933E+01 | 0.7247E+01 | 0.6681E+01 |

STATISTICS ON LOG ANNUAL MEANS(ALL DAYS)

| MEAN | VARIANCE | STANDARD DEVIATION | SKEWNESS | COEFF. OF VARIATION | SERIAL CORR |
|---|---|---|---|---|---|
| 0.2370E+01 | 0.2467E-01 | 0.1571E+00 | -0.4865E+00 | 0.6626E-01 | 0.2054E+00 |

ANNUAL PEAKS

| | | | |
|---|---|---|---|
| 1949 | 1880 | 1962 | 2340 |
| 1950 | 2800 | 1963 | 1700 |
| 1951 | 2900 | 1964 | 1470 |
| 1952 | 2030 | 1965 | 1680 |
| 1953 | 1160 | 1966 | 2420 |
| 1954 | 2290 | 1967 | 2180 |
| 1955 | 5390 | 1968 | 2270 |
| 1956 | 2200 | 1969 | 1940 |
| 1957 | 1140 | 1970 | 1960 |
| 1958 | 1600 | 1971 | 1540 |
| 1959 | 2240 | 1972 | 1440 |
| 1960 | 2340 | 1973 | 1910 |
| 1961 | 2200 | | |

## 05517000 Yellow River at Knox, Ind.

LOCATION.--Lat 41°18'10", long 86°37'14", in SW¼SW¼ sec.14, T.33 N., R.2 W., Starke County, on right bank 40 ft (12 m) upstream from bridge on U.S. Highway 35 in Knox, 1.5 miles (2.4 km) downstream from Eagle Creek, and 9 miles (14 km) upstream from mouth.

DRAINAGE AREA.--435 mi² (1,127 km²).

DURATION TABLE OF DAILY DISCHARGE FOR YEAR ENDING SEPTEMBER 30

| CLASS | 0 | 1 | 2 | 3 | 4 | 5 | 6 | 7 | 8 | 9 | 10 | 11 | 12 | 13 | 14 | 15 | 16 | 17 | 18 | 19 | 20 | 21 | 22 | 23 | 24 | 25 | 26 | 27 | 28 | 29 | 30 | 31 | 32 | 33 | 34 | |
|---|---|---|---|---|---|---|---|---|---|---|---|---|---|---|---|---|---|---|---|---|---|---|---|---|---|---|---|---|---|---|---|---|---|---|---|---|
| YEAR | NUMBER OF DAYS IN CLASS | | | | | | | | | | | | | | | | | | | | | | | | | | | | | | | | | | | CFS_DAYS |
| 1944 | | | | | 6 | 36 | 23 | 31 | 32 | 31 | 22 | 15 | 29 | 17 | 5 | 8 | 9 | 19 | 12 | 16 | 7 | 15 | 4 | 5 | 2 | 8 | 1 | 7 | 2 | 4 | | | | | | 158341.0 |
| 1945 | | | 1 | 6 | 15 | 43 | 62 | 31 | 13 | 10 | 15 | 11 | 23 | 15 | 17 | 23 | 18 | 14 | 9 | 11 | 10 | 4 | 4 | 1 | 1 | 4 | 2 | 2 | | | | | | | | 112540.0 |
| 1946 | | | | | 10 | 30 | 23 | 11 | 13 | 13 | 34 | 25 | 41 | 34 | 20 | 15 | 13 | 13 | 12 | 12 | 17 | 9 | 12 | 3 | | 2 | 2 | 1 | | | | | | | | 133203.0 |
| 1947 | | | | | 13 | 10 | 25 | 20 | 31 | 35 | 31 | 20 | 23 | 10 | 22 | 18 | 14 | 6 | 13 | 20 | 16 | 13 | 13 | 4 | 2 | 2 | 1 | 1 | | | | | | | | 138129.0 |
| 1948 | | | | | 21 | 15 | 36 | 34 | 21 | 22 | 21 | 26 | 22 | 17 | 16 | 23 | 14 | 8 | 15 | 9 | 8 | 13 | 5 | 6 | | 7 | 6 | 1 | | | | | | | | 135487.0 |
| 1949 | | | | | 22 | 47 | 46 | 31 | 13 | 19 | 13 | 9 | 20 | 20 | 21 | 26 | 12 | 8 | 13 | 10 | 8 | 4 | 10 | 4 | 3 | 5 | 1 | | | | | | | | | 118594.0 |
| 1950 | | | | | 2 | 1 | 16 | 29 | 45 | 13 | 14 | 7 | 16 | 17 | 14 | 12 | 10 | 11 | 19 | 16 | 18 | 11 | 28 | 11 | 15 | 17 | 9 | 8 | 2 | 4 | | | | | | 241199.0 |
| 1951 | | | | | | | 13 | 32 | 18 | 11 | 41 | 26 | 19 | 13 | 20 | 21 | 26 | 26 | 22 | 23 | 13 | 7 | 11 | 9 | 5 | 5 | | 4 | | | | | | | | 167142.0 |
| 1952 | | | | | | | 18 | 29 | 16 | 15 | 5 | 11 | 11 | 8 | 23 | 34 | 35 | 31 | 20 | 23 | 28 | 8 | 21 | 9 | 13 | 7 | 1 | | | | | | | | | 197049.0 |
| 1953 | | | | | 9 | 35 | 57 | 31 | 25 | 21 | 16 | 28 | 21 | 20 | 38 | 27 | 14 | 9 | 7 | 3 | 1 | 1 | 2 | | | | | | | | | | | | | 86821.0 |
| 1954 | | | 1 | | 2 | 63 | 39 | 25 | 15 | 11 | 14 | 18 | 28 | 22 | 17 | 13 | 10 | 12 | 12 | 9 | 9 | 6 | 6 | 3 | 3 | 2 | 2 | | | | | | | | | 110246.0 |
| 1955 | | | | | | 30 | 16 | 14 | 14 | 15 | 14 | 17 | 21 | 21 | 37 | 30 | 21 | 19 | 21 | 16 | 11 | 10 | 11 | 8 | 3 | 5 | 1 | 1 | | 2 | 1 | 1 | 1 | 3 | 1 | 192315.0 |
| 1956 | | | | | 3 | 20 | 33 | 58 | 46 | 24 | 29 | 26 | 23 | 13 | 15 | 18 | 9 | 8 | 7 | 4 | 5 | 5 | 4 | 2 | 3 | 5 | 3 | 3 | | | | | | | | 112501.0 |
| 1957 | | | | | 2 | 32 | 39 | 79 | 25 | 20 | 14 | 42 | 22 | 15 | 11 | 15 | 8 | 5 | 4 | 8 | 5 | 11 | 3 | 4 | 1 | | | | | | | | | | | 81998.0 |
| 1958 | | | | | | 15 | 2 | 11 | 19 | 27 | 27 | 48 | 33 | 40 | 32 | 18 | 24 | 15 | 11 | 14 | 12 | 5 | 7 | 2 | 3 | | | | | | | | | | | 129370.0 |
| 1959 | | | | | | 21 | 15 | 13 | 37 | 37 | 30 | 27 | 17 | 21 | 21 | 24 | 14 | 10 | 13 | 14 | 9 | 5 | 7 | 5 | 7 | 11 | 2 | 2 | 3 | | | | | | | 155483.0 |
| 1960 | | | | | | | 15 | 26 | 27 | 19 | 17 | 39 | 35 | 31 | 32 | 25 | 36 | 11 | 8 | 6 | 6 | 10 | 5 | 1 | 7 | 1 | 6 | 2 | 1 | | | | | | | 166286.0 |
| 1961 | | | | | | | 9 | 35 | 73 | 36 | 28 | 21 | 19 | 10 | 17 | 17 | 10 | 17 | 13 | 12 | 14 | 11 | 9 | 3 | 2 | 3 | 1 | 2 | 3 | | | | | | | 138632.0 |
| 1962 | | | | | | 25 | 33 | 22 | 13 | 18 | 28 | 32 | 33 | 41 | 25 | 18 | 14 | 11 | 14 | 5 | 8 | 3 | 7 | 2 | 1 | 4 | 1 | 6 | 1 | | | | | | | 131359.0 |
| 1963 | | 14 | 5 | 6 | 7 | 44 | 78 | 66 | 26 | 15 | 21 | 13 | 13 | 9 | 8 | 4 | 4 | 8 | 5 | 5 | 4 | 2 | 3 | 2 | 2 | 1 | | | | | | | | | | 74228.0 |
| 1964 | | | 11 | 16 | 36 | 72 | 60 | 38 | 23 | 9 | 11 | 17 | 17 | 10 | 6 | 7 | 7 | 8 | 5 | 8 | 3 | 1 | 1 | | | | | | | | | | | | | 65967.0 |
| 1965 | | | | 18 | 42 | 28 | 47 | 31 | 24 | 12 | 11 | 11 | 13 | 12 | 13 | 9 | 11 | 14 | 18 | 12 | 6 | 10 | 11 | 5 | 2 | 5 | | | | | | | | | | 115592.0 |
| 1966 | | | | | | 10 | 37 | 19 | 36 | 23 | 31 | 34 | 31 | 21 | 13 | 11 | 20 | 16 | 13 | 8 | 7 | 6 | 8 | 4 | 6 | 5 | 1 | 1 | 3 | 1 | | | | | | 139310.0 |
| 1967 | | | | | 10 | 33 | 23 | 25 | 20 | 19 | 16 | 16 | 22 | 23 | 20 | 18 | 16 | 24 | 10 | 16 | 10 | 13 | 3 | 5 | 5 | 7 | 3 | 3 | 1 | 4 | | | | | | 160136.0 |
| 1968 | | | | 2 | 1 | 7 | 3 | 2 | 5 | 9 | 15 | 35 | 59 | 49 | 37 | 33 | 21 | 19 | 12 | 7 | 5 | 8 | 4 | 2 | 3 | 13 | 3 | 6 | 1 | 2 | 3 | | | | | 184194.0 |
| 1969 | | | | | | | | 9 | 29 | 10 | 54 | 21 | 58 | 33 | 23 | 23 | 24 | 20 | 12 | 11 | 15 | 8 | 1 | 3 | 5 | 1 | 2 | 3 | | | | | | | | 143947.0 |
| 1970 | | | | | | | | | 24 | 26 | 83 | 77 | 47 | 24 | 10 | 16 | 8 | 14 | 5 | 5 | 4 | 4 | 2 | 2 | 5 | 4 | 3 | 2 | | | | | | | | 123326.0 |
| 1971 | | | | | 10 | 30 | 47 | 22 | 17 | 21 | 39 | 38 | 29 | 34 | 24 | 9 | 10 | 6 | 6 | 8 | 3 | 5 | 2 | 1 | 1 | | 1 | 2 | | | | | | | | 97744.0 |
| 1972 | | | | | 4 | 38 | 25 | 2 | 4 | 5 | 46 | 46 | 31 | 17 | 16 | 15 | 13 | 22 | 17 | 9 | 7 | 9 | 17 | 8 | 7 | 8 | | | | | | | | | | 152018.0 |
| 1973 | | | | | | | 1 | 23 | 10 | 12 | 21 | 10 | 10 | 16 | 13 | 30 | 20 | 16 | 31 | 41 | 39 | 26 | 16 | 8 | 7 | 8 | 1 | 2 | 3 | 1 | | | | | | 224363.0 |

| CLASS | CFS | TOTAL | ACCUM | PERCT | CLASS | CFS | TOTAL | ACCUM | PERCT | CLASS | CFS | TOTAL | ACCUM | PERCT | CLASS | CFS | TOTAL | ACCUM | PERCT |
|---|---|---|---|---|---|---|---|---|---|---|---|---|---|---|---|---|---|---|---|
| 0 | 0.00 | 0 | 10958 | 100.0 | 9 | 160.00 | 560 | 7608 | 69.4 | 18 | 570.0 | 386 | 2071 | 18.9 | 27 | 2000 | 63 | 113 | 1.0 |
| 1 | 50.00 | 14 | 10958 | 100.0 | 10 | 180.00 | 791 | 7048 | 64.3 | 19 | 650.0 | 360 | 1685 | 15.4 | 28 | 2400 | 21 | 50 | .4 |
| 2 | 58.00 | 18 | 10944 | 99.9 | 11 | 210.00 | 724 | 6257 | 57.1 | 20 | 750.0 | 314 | 1325 | 12.1 | 29 | 2700 | 19 | 29 | .2 |
| 3 | 67.00 | 50 | 10926 | 99.7 | 12 | 240.00 | 783 | 5533 | 50.5 | 21 | 870.0 | 231 | 1011 | 9.2 | 30 | 3100 | 4 | 10 | .0 |
| 4 | 77.00 | 268 | 10876 | 99.3 | 13 | 280.00 | 633 | 4750 | 43.3 | 22 | 1000.0 | 243 | 780 | 7.1 | 31 | 3600 | 1 | 6 | .0 |
| 5 | 88.00 | 692 | 10608 | 96.8 | 14 | 320.00 | 589 | 4117 | 37.6 | 23 | 1200.0 | 123 | 537 | 4.9 | 32 | 4200 | 1 | 5 | .0 |
| 6 | 100.00 | 866 | 9916 | 90.5 | 15 | 370.00 | 560 | 3528 | 32.2 | 24 | 1300.0 | 107 | 414 | 3.8 | 33 | 4800 | 3 | 4 | .0 |
| 7 | 120.00 | 734 | 9050 | 82.6 | 16 | 430.00 | 451 | 2968 | 27.1 | 25 | 1500.0 | 146 | 307 | 2.8 | 34 | 5600 | 1 | 1 | |
| 8 | 140.00 | 708 | 8316 | 75.9 | 17 | 490.00 | 446 | 2517 | 23.0 | 26 | 1800.0 | 48 | 161 | 1.5 | | | | | |

LOWEST MEAN DISCHARGE, IN CFS, AND RANKING, FOR THE FOLLOWING NUMBER OF CONSECUTIVE DAYS IN YEAR ENDING MARCH 31

| YEAR | 1 | | 3 | | 7 | | 14 | | 30 | | 60 | | 90 | | 120 | | 183 | | ANNUAL | |
|---|---|---|---|---|---|---|---|---|---|---|---|---|---|---|---|---|---|---|---|---|
| 1945 | 60.00 | 3 | 71.70 | 4 | 80.00 | 6 | 83.90 | 6 | 89.20 | 9 | 94.60 | 10 | 96.40 | 8 | 98.70 | 6 | 98.90 | 1 | 314.00 | 10 |
| 1946 | 117.00 | 23 | 119.00 | 23 | 126.00 | 23 | 131.00 | 22 | 136.00 | 22 | 228.00 | 27 | 230.00 | 26 | 264.00 | 25 | 326.00 | 26 | 478.00 | 23 |
| 1947 | 81.00 | 9 | 81.70 | 9 | 82.90 | 7 | 84.00 | 7 | 85.80 | 5 | 90.60 | 6 | 99.90 | 9 | 110.00 | 9 | 137.00 | 9 | 241.00 | 6 |
| 1948 | 99.00 | 18 | 100.00 | 18 | 102.00 | 18 | 105.00 | 18 | 117.00 | 18 | 152.00 | 20 | 186.00 | 21 | 181.00 | 20 | 210.00 | 18 | 445.00 | 21 |
| 1949 | 84.00 | 11 | 85.00 | 12 | 86.60 | 11 | 86.90 | 10 | 87.40 | 6 | 89.50 | 5 | 95.80 | 7 | 101.00 | 7 | 127.00 | 8 | 376.00 | 15 |
| 1950 | 80.00 | 8 | 81.30 | 8 | 84.60 | 9 | 86.40 | 8 | 87.80 | 7 | 94.50 | 9 | 110.00 | 10 | 119.00 | 10 | 143.00 | 10 | 480.00 | 25 |
| 1951 | 110.00 | 22 | 113.00 | 21 | 115.00 | 20 | 118.00 | 21 | 121.00 | 19 | 131.00 | 18 | 142.00 | 17 | 168.00 | 18 | 286.00 | 22 | 518.00 | 26 |
| 1952 | 126.00 | 24 | 129.00 | 24 | 132.00 | 24 | 136.00 | 23 | 152.00 | 24 | 170.00 | 22 | 204.00 | 23 | 323.00 | 28 | 391.00 | 27 | 585.00 | 27 |
| 1953 | 91.00 | 15 | 93.00 | 17 | 93.60 | 15 | 96.70 | 15 | 102.00 | 16 | 106.00 | 12 | 111.00 | 11 | 122.00 | 11 | 147.00 | 12 | 314.00 | 11 |
| 1954 | 59.00 | 2 | 77.30 | 6 | 79.70 | 4 | 82.40 | 5 | 83.70 | 4 | 87.70 | 4 | 90.20 | 2 | 92.30 | 2 | 99.90 | 2 | 211.00 | 4 |
| 1955 | 106.00 | 19 | 107.00 | 19 | 109.00 | 19 | 115.00 | 19 | 134.00 | 21 | 214.00 | 26 | 253.00 | 27 | 265.00 | 26 | 403.00 | 28 | 613.00 | 28 |
| 1956 | 88.00 | 13 | 89.70 | 13 | 90.90 | 13 | 92.90 | 13 | 97.80 | 12 | 107.00 | 14 | 123.00 | 14 | 134.00 | 13 | 144.00 | 11 | 254.00 | 7 |
| 1957 | 68.00 | 6 | 79.30 | 7 | 79.70 | 5 | 80.30 | 4 | 81.90 | 3 | 86.30 | 3 | 90.60 | 4 | 94.00 | 3 | 107.00 | 6 | 240.00 | 5 |
| 1958 | 91.00 | 16 | 91.00 | 15 | 92.00 | 14 | 94.50 | 14 | 101.00 | 15 | 106.00 | 13 | 117.00 | 12 | 144.00 | 16 | 202.00 | 17 | 342.00 | 12 |
| 1959 | 130.00 | 25 | 135.00 | 25 | 143.00 | 26 | 144.00 | 26 | 152.00 | 25 | 187.00 | 24 | 229.00 | 25 | 227.00 | 23 | 290.00 | 23 | 414.00 | 17 |
| 1960 | 90.00 | 14 | 90.00 | 14 | 90.30 | 12 | 90.60 | 12 | 97.80 | 13 | 118.00 | 17 | 152.00 | 18 | 172.00 | 19 | 237.00 | 21 | 424.00 | 18 |
| 1961 | 108.00 | 20 | 115.00 | 22 | 116.00 | 21 | 117.00 | 20 | 127.00 | 20 | 134.00 | 19 | 153.00 | 19 | 154.00 | 17 | 156.00 | 13 | 370.00 | 13 |
| 1962 | 140.00 | 27 | 140.00 | 27 | 145.00 | 27 | 153.00 | 27 | 182.00 | 27 | 260.00 | 28 | 261.00 | 28 | 282.00 | 27 | 290.00 | 24 | 478.00 | 24 |
| 1963 | 50.00 | 1 | 50.00 | 1 | 50.00 | 1 | 51.10 | 1 | 62.70 | 1 | 79.50 | 2 | 90.40 | 3 | 101.00 | 8 | 102.00 | 3 | 203.00 | 2 |
| 1964 | 70.00 | 7 | 70.00 | 3 | 75.00 | 3 | 79.60 | 3 | 87.90 | 8 | 93.80 | 7 | 93.10 | 5 | 94.40 | 4 | 103.00 | 4 | 174.00 | 1 |
| 1965 | 62.00 | 4 | 62.70 | 2 | 63.40 | 2 | 64.40 | 2 | 73.00 | 2 | 76.70 | 1 | 77.70 | 1 | 81.30 | 1 | 109.00 | 7 | 269.00 | 8 |
| 1966 | 92.00 | 17 | 92.00 | 16 | 96.30 | 17 | 97.90 | 16 | 101.00 | 14 | 115.00 | 15 | 126.00 | 16 | 140.00 | 15 | 200.00 | 16 | 376.00 | 14 |
| 1967 | 84.00 | 12 | 84.00 | 11 | 84.90 | 10 | 86.40 | 9 | 91.40 | 10 | 95.40 | 11 | 121.00 | 13 | 128.00 | 12 | 161.00 | 14 | 429.00 | 19 |
| 1968 | 67.00 | 5 | 73.70 | 5 | 95.70 | 16 | 99.90 | 17 | 107.00 | 17 | 118.00 | 16 | 124.00 | 15 | 137.00 | 14 | 193.00 | 15 | 466.00 | 22 |
| 1969 | 183.00 | 29 | 184.00 | 29 | 186.00 | 29 | 192.00 | 28 | 194.00 | 28 | 199.00 | 25 | 213.00 | 24 | 249.00 | 24 | 311.00 | 25 | 432.00 | 20 |
| 1970 | 136.00 | 26 | 137.00 | 26 | 140.00 | 25 | 141.00 | 24 | 143.00 | 23 | 155.00 | 21 | 172.00 | 20 | 197.00 | 21 | 214.00 | 19 | 304.00 | 9 |
| 1971 | 110.00 | 21 | 113.00 | 20 | 125.00 | 22 | 144.00 | 25 | 155.00 | 26 | 176.00 | 23 | 196.00 | 22 | 205.00 | 22 | 237.00 | 20 | 400.00 | 16 |
| 1972 | 83.00 | 10 | 83.00 | 10 | 84.00 | 8 | 88.10 | 11 | 92.90 | 11 | 94.30 | 8 | 95.40 | 6 | 96.90 | 5 | 106.00 | 5 | 207.00 | 3 |
| 1973 | 157.00 | 28 | 159.00 | 28 | 166.00 | 28 | 195.00 | 29 | 205.00 | 29 | 286.00 | 29 | 340.00 | 29 | 369.00 | 29 | 554.00 | 29 | 707.00 | 29 |

HIGHEST MEAN DISCHARGE, IN CFS, AND RANKING, FOR THE FOLLOWING NUMBER OF CONSECUTIVE DAYS IN YEAR ENDING SEPTEMBER 30

| YEAR | 1 | 3 | 7 | 15 | 30 | 60 | 90 | 120 | 183 | ANNUAL |
|---|---|---|---|---|---|---|---|---|---|---|
| 1944 | 3070.0 5 | 2980.0 5 | 2400.0 5 | 1900.0 4 | 1380.0 4 | 1270.0 2 | 1080.0 2 | 931.0 2 | 674.0 7 | 433.0 9 |
| 1945 | 2220.0 15 | 2100.0 15 | 1770.0 14 | 1210.0 18 | 935.0 20 | 780.0 18 | 669.0 19 | 594.0 20 | 492.0 20 | 308.0 23 |
| 1946 | 2040.0 18 | 1960.0 19 | 1630.0 18 | 1090.0 21 | 783.0 24 | 645.0 24 | 627.0 22 | 548.0 24 | 516.0 19 | 365.0 17 |
| 1947 | 2040.0 19 | 1890.0 20 | 1560.0 19 | 1190.0 19 | 1030.0 15 | 858.0 13 | 814.0 11 | 687.0 12 | 576.0 12 | 378.0 15 |
| 1948 | 2040.0 20 | 1980.0 18 | 1750.0 15 | 1380.0 12 | 1040.0 13 | 881.0 10 | 823.0 10 | 705.0 11 | 573.0 14 | 370.0 16 |
| 1949 | 1850.0 23 | 1730.0 23 | 1550.0 20 | 1290.0 14 | 975.0 18 | 868.0 12 | 729.0 14 | 626.0 16 | 531.0 18 | 325.0 21 |
| 1950 | 3080.0 3 | 3030.0 3 | 2770.0 3 | 2410.0 2 | 1880.0 2 | 1540.0 1 | 1400.0 1 | 1340.0 1 | 1060.0 1 | 661.0 1 |
| 1951 | 2360.0 12 | 2260.0 12 | 1930.0 11 | 1240.0 15 | 849.0 22 | 774.0 19 | 724.0 16 | 673.0 13 | 621.0 10 | 458.0 6 |
| 1952 | 1920.0 22 | 1770.0 22 | 1450.0 22 | 1220.0 17 | 1130.0 12 | 908.0 9 | 865.0 6 | 819.0 6 | 767.0 4 | 538.0 3 |
| 1953 | 1100.0 29 | 1000.0 29 | 826.0 29 | 642.0 29 | 534.0 29 | 470.0 28 | 426.0 28 | 395.0 28 | 345.0 27 | 238.0 27 |
| 1954 | 1990.0 21 | 1880.0 21 | 1530.0 21 | 1090.0 22 | 940.0 19 | 772.0 20 | 644.0 21 | 573.0 21 | 473.0 22 | 302.0 25 |
| 1955 | 5600.0 1 | 5390.0 1 | 4720.0 1 | 3240.0 1 | 2030.0 1 | 1240.0 3 | 1010.0 3 | 924.0 3 | 819.0 3 | 527.0 4 |
| 1956 | 2130.0 16 | 2040.0 16 | 1710.0 16 | 1480.0 11 | 1140.0 10 | 724.0 22 | 688.0 18 | 617.0 17 | 466.0 23 | 307.0 24 |
| 1957 | 1220.0 28 | 1160.0 28 | 976.0 28 | 815.0 29 | 779.0 25 | 572.0 26 | 480.0 27 | 424.0 27 | 344.0 28 | 225.0 28 |
| 1958 | 1430.0 27 | 1380.0 27 | 1170.0 27 | 926.0 26 | 666.0 28 | 506.0 27 | 483.0 26 | 450.0 25 | 392.0 25 | 354.0 19 |
| 1959 | 2550.0 9 | 2500.0 9 | 2230.0 8 | 1710.0 7 | 1400.0 3 | 1160.0 4 | 1010.0 4 | 844.0 5 | 659.0 8 | 426.0 10 |
| 1960 | 2700.0 8 | 2550.0 8 | 2050.0 10 | 1350.0 13 | 1230.0 9 | 824.0 16 | 783.0 12 | 748.0 9 | 640.0 9 | 454.0 7 |
| 1961 | 2500.0 10 | 2430.0 10 | 2200.0 9 | 1610.0 10 | 1130.0 11 | 945.0 8 | 844.0 9 | 722.0 10 | 576.0 13 | 380.0 14 |
| 1962 | 2500.0 11 | 2330.0 11 | 1910.0 12 | 1820.0 5 | 1290.0 5 | 878.0 11 | 735.0 13 | 653.0 14 | 549.0 16 | 360.0 18 |
| 1963 | 1500.0 26 | 1430.0 26 | 1210.0 26 | 938.0 24 | 710.0 27 | 462.0 29 | 375.0 29 | 325.0 29 | 302.0 29 | 203.0 29 |
| 1964 | 1030.0 30 | 923.0 30 | 683.0 30 | 578.0 30 | 497.0 30 | 427.0 30 | 351.0 30 | 320.0 30 | 268.0 30 | 180.0 30 |
| 1965 | 1600.0 25 | 1530.0 25 | 1220.0 25 | 911.0 27 | 837.0 23 | 781.0 17 | 697.0 17 | 646.0 15 | 489.0 21 | 317.0 22 |
| 1966 | 2740.0 7 | 2620.0 7 | 2310.0 7 | 1650.0 8 | 1030.0 14 | 685.0 23 | 618.0 23 | 567.0 22 | 580.0 11 | 382.0 13 |
| 1967 | 3080.0 4 | 2990.0 4 | 2640.0 4 | 1730.0 6 | 1280.0 6 | 979.0 7 | 845.0 8 | 761.0 8 | 707.0 5 | 439.0 8 |
| 1968 | 3460.0 2 | 3360.0 2 | 3070.0 2 | 2130.0 3 | 1270.0 7 | 1040.0 6 | 864.0 7 | 816.0 7 | 682.0 6 | 503.0 5 |
| 1969 | 2230.0 14 | 2130.0 13 | 1790.0 13 | 1240.0 16 | 902.0 21 | 731.0 21 | 614.0 24 | 615.0 18 | 547.0 17 | 394.0 12 |
| 1970 | 2240.0 13 | 2110.0 14 | 1680.0 17 | 1080.0 23 | 994.0 16 | 829.0 15 | 654.0 20 | 559.0 23 | 455.0 24 | 338.0 20 |
| 1971 | 2100.0 17 | 2020.0 17 | 1420.0 24 | 928.0 25 | 761.0 26 | 636.0 25 | 500.0 25 | 438.0 26 | 387.0 26 | 268.0 26 |
| 1972 | 1770.0 24 | 1650.0 24 | 1440.0 23 | 1160.0 20 | 986.0 17 | 844.0 14 | 727.0 15 | 603.0 19 | 569.0 15 | 415.0 11 |
| 1973 | 2940.0 6 | 2740.0 6 | 2380.0 6 | 1650.0 9 | 1240.0 8 | 1050.0 5 | 953.0 5 | 906.0 4 | 857.0 2 | 615.0 2 |

STATISTICS ON NORMAL MONTHLY MEANS(ALL DAYS)

| OCT | NOV | DEC | JAN | FEB | MARCH | APRIL | MAY | JUNE | JULY | AUG | SEPT |
|---|---|---|---|---|---|---|---|---|---|---|---|
| BY ROWS(MEAN,VARIANCE,STANDARD DEVIATION, SKEWNESS, COEFF. OF VARIATION,PERCENTAGE OF AVERAGE FLOW) | | | | | | | | | | | |
| 0.2566E+03 | 0.2676E+03 | 0.3496E+03 | 0.4321E+03 | 0.5026E+03 | 0.6444E+03 | 0.7099E+03 | 0.4810E+03 | 0.3289E+03 | 0.2571E+03 | 0.1972E+03 | 0.1674E+03 |
| 0.1315E+06 | 0.3512E+05 | 0.6937E+05 | 0.1027E+06 | 0.8206E+05 | 0.8136E+05 | 0.1168E+06 | 0.5084E+05 | 0.1560E+05 | 0.1946E+05 | 0.1514E+05 | 0.1510E+05 |
| 0.3626E+03 | 0.1874E+03 | 0.2634E+03 | 0.3205E+03 | 0.2865E+03 | 0.2852E+03 | 0.3417E+03 | 0.2255E+03 | 0.1249E+03 | 0.1395E+03 | 0.1231E+03 | 0.1229E+03 |
| 0.3882E+01 | 0.1729E+01 | 0.1295E+01 | 0.1128E+01 | 0.9397E+00 | 0.8130E+00 | 0.8459E+00 | 0.8164E+00 | 0.7257E+00 | 0.1834E+01 | 0.2192E+01 | 0.2988E+01 |
| 0.1413E+01 | 0.7003E+00 | 0.7535E+00 | 0.7417E+00 | 0.5700E+00 | 0.4426E+00 | 0.4814E+00 | 0.4688E+00 | 0.3798E+00 | 0.5425E+00 | 0.6241E+00 | 0.7339E+00 |
| 0.5585E+01 | 0.5824E+01 | 0.7609E+01 | 0.9405E+01 | 0.1094E+02 | 0.1403E+02 | 0.1545E+02 | 0.1047E+02 | 0.7158E+01 | 0.5596E+01 | 0.4292E+01 | 0.3644E+01 |

STATISTICS ON NORMAL ANNUAL MEANS(ALL DAYS)

| MEAN | VARIANCE | STANDARD DEVIATION | SKEWNESS | COEFF. OF VARIATION | SERIAL CORR |
|---|---|---|---|---|---|
| 0.3821E+03 | 0.1282E+05 | 0.1132E+03 | 0.5046E+00 | 0.2963E+00 | 0.2038E+00 |

STATISTICS ON LOG MONTHLY MEANS(ALL DAYS)

| OCT | NOV | DEC | JAN | FEB | MARCH | APRIL | MAY | JUNE | JULY | AUG | SEPT |
|---|---|---|---|---|---|---|---|---|---|---|---|
| BY ROWS(MEAN,VARIANCE,STANDARD DEVIATION, SKEWNESS, COEFF. OF VARIATION,PERCENTAGE OF AVERAGE FLOW) | | | | | | | | | | | |
| 0.2238E+01 | 0.2340E+01 | 0.2432E+01 | 0.2514E+01 | 0.2630E+01 | 0.2768E+01 | 0.2799E+01 | 0.2636E+01 | 0.2487E+01 | 0.2361E+01 | 0.2237E+01 | 0.2155E+01 |
| 0.1059E+00 | 0.7612E-01 | 0.1007E+00 | 0.1186E+00 | 0.6942E-01 | 0.3822E-01 | 0.5011E-01 | 0.4266E-01 | 0.2782E-01 | 0.4053E-01 | 0.4529E-01 | 0.5025E-01 |
| 0.3254E+00 | 0.2759E+00 | 0.3173E+00 | 0.3444E+00 | 0.2635E+00 | 0.1955E+00 | 0.2239E+00 | 0.2065E+00 | 0.1668E+00 | 0.2013E+00 | 0.2128E+00 | 0.2242E+00 |
| 0.1665E+01 | 0.2857E+00 | 0.1900E+00 | -0.1515E+00 | -0.3652E+00 | -0.2097E+00 | -0.3902E+00 | -0.9126E-01 | -0.1254E+00 | 0.6437E+00 | 0.1015E+01 | 0.1283E+01 |
| 0.1454E+00 | 0.1179E+00 | 0.1305E+00 | 0.1370E+00 | 0.1002E+00 | 0.7063E-01 | 0.7996E-01 | 0.7836E-01 | 0.6707E-01 | 0.8527E-01 | 0.9514E-01 | 0.1040E+00 |
| 0.7561E+01 | 0.7907E+01 | 0.8217E+01 | 0.8493E+01 | 0.8886E+01 | 0.9352E+01 | 0.9458E+01 | 0.8906E+01 | 0.8402E+01 | 0.7978E+01 | 0.7558E+01 | 0.7283E+01 |

STATISTICS ON LOG ANNUAL MEANS(ALL DAYS)

| MEAN | VARIANCE | STANDARD DEVIATION | SKEWNESS | COEFF. OF VARIATION | SERIAL CORR |
|---|---|---|---|---|---|
| 0.2563E+01 | 0.1766E-01 | 0.1329E+00 | -0.3625E+00 | 0.5185E-01 | 0.2703E+00 |

**ANNUAL PEAKS**

| | | | |
|---|---|---|---|
| 1944 | 3140 | 1959 | 2550 |
| 1945 | 2220 | 1960 | 2700 |
| 1946 | 2040 | 1961 | 2500 |
| 1947 | 2100 | 1962 | 2700 |
| 1948 | 2040 | 1963 | 1600 |
| 1949 | 1850 | 1964 | 1030 |
| 1950 | 3160 | 1965 | 1700 |
| 1951 | 2440 | 1966 | 2810 |
| 1952 | 1990 | 1967 | 3110 |
| 1953 | 1100 | 1968 | 3490 |
| 1954 | 2060 | 1969 | 2800 |
| 1955 | 5660 | 1970 | 2300 |
| 1956 | 2200 | 1971 | 2190 |
| 1957 | 1220 | 1972 | 1830 |
| 1958 | 1430 | 1973 | 3000 |

## 05517500 Kankakee River at Dunns Bridge, Ind.

LOCATION.--Lat 41°13'17", long 86°57'52", in NE¼SE¼ sec.15, T.32 N., R.5 W., Jasper County, on left bank at downstream side of county highway bridge at Dunns Bridge, 1.8 miles (2.9 km) north of Tefft, and 3.5 miles (5.6 km) upstream from Davis ditch.

DRAINAGE AREA.--1,352 mi² (3,502 km²), of which 192 mi² (497 km²) does not contribute directly to surface runoff.

### DURATION TABLE OF DAILY DISCHARGE FOR YEAR ENDING SEPTEMBER 30

| CLASS | 0 | 1 | 2 | 3 | 4 | 5 | 6 | 7 | 8 | 9 | 10 | 11 | 12 | 13 | 14 | 15 | 16 | 17 | 18 | 19 | 20 | 21 | 22 | 23 | 24 | 25 | 26 | 27 | 28 | 29 | 30 | 31 | 32 | 33 | 34 | |
|---|---|---|---|---|---|---|---|---|---|---|---|---|---|---|---|---|---|---|---|---|---|---|---|---|---|---|---|---|---|---|---|---|---|---|---|---|
| YEAR | NUMBER OF DAYS IN CLASS | | | | | | | | | | | | | | | | | | | | | | | | | | | | | | | | | | | CFS_DAYS |
| 1949 | | | | | 7 | 24 | 45 | 21 | 29 | 13 | 14 | 8 | 16 | 24 | 10 | 22 | 20 | 19 | 29 | 11 | 13 | 4 | 2 | 9 | 8 | 5 | 6 | 6 | | | | | | | | 363305.0 |
| 1950 | | | | | | 3 | 2 | 1 | 21 | 17 | 24 | 10 | 29 | 10 | 5 | 8 | 4 | 5 | 12 | 9 | 15 | 5 | 7 | 9 | 16 | 34 | 26 | 18 | 31 | 14 | 11 | 4 | 6 | 9 | | 721026.0 |
| 1951 | | | | | | | | | | | 14 | 37 | 23 | 19 | 29 | 28 | 17 | 14 | 16 | 12 | 28 | 16 | 40 | 22 | 10 | 13 | 14 | 10 | 3 | | | | | | | 524575.0 |
| 1952 | | | | | | 2 | 15 | 12 | 8 | 3 | 18 | 4 | 11 | 15 | 15 | 9 | 3 | 3 | 7 | 16 | 49 | 18 | 19 | 27 | 25 | 28 | 24 | 21 | 14 | | | | | | | 616728.0 |
| 1953 | | | | 2 | 17 | 17 | 13 | 26 | 31 | 13 | 38 | 21 | 22 | 25 | 24 | 29 | 27 | 25 | 17 | 6 | 4 | 2 | 2 | 4 | | | | | | | | | | | | 302614.0 |
| 1954 | | 4 | 3 | 11 | 24 | 20 | 26 | 23 | 24 | 17 | 8 | 18 | 14 | 13 | 15 | 39 | 17 | 12 | 12 | 4 | 6 | 5 | 16 | 10 | 7 | 7 | 4 | 5 | 1 | | | | | | | 351980.0 |
| 1955 | | | | | | 17 | 15 | 8 | 7 | 10 | 7 | 6 | 8 | 13 | 8 | 19 | 9 | 42 | 20 | 15 | 21 | 13 | 29 | 23 | 14 | 13 | 4 | 12 | 9 | 4 | 3 | 5 | 3 | 8 | | 593084.0 |
| 1956 | | | | 4 | 14 | 7 | 5 | 12 | 11 | 30 | 36 | 74 | 30 | 41 | 18 | 20 | 25 | 21 | 10 | 2 | 6 | 3 | 6 | 7 | 4 | 8 | 2 | 7 | 7 | 4 | 2 | | | | | 387773.0 |
| 1957 | | | | 6 | 31 | 30 | 59 | 17 | 12 | 9 | 20 | 30 | 14 | 13 | 16 | 20 | 10 | 8 | 11 | 5 | 28 | 9 | 7 | 2 | 1 | 2 | 1 | 4 | 1 | | | | | | | 308303.0 |
| 1958 | | | | | | 15 | | 1 | | 4 | 8 | 24 | 19 | 23 | 30 | 39 | 37 | 30 | 27 | 21 | 22 | 8 | 18 | 11 | 9 | 15 | 4 | | | | | | | | | 454605.0 |
| 1959 | | | | 11 | 5 | 10 | 6 | 6 | 5 | 34 | 20 | 30 | 21 | 21 | 29 | 20 | 11 | 10 | 15 | 7 | 12 | 6 | 8 | 4 | 5 | 14 | 10 | 13 | 25 | 3 | 4 | | | | | 480116.0 |
| 1960 | | | | | | | | | 5 | 11 | 8 | 9 | 16 | 22 | 13 | 14 | 24 | 42 | 31 | 22 | 41 | 16 | 14 | 11 | 14 | 10 | 13 | 9 | 11 | 10 | | | | | | 563058.0 |
| 1961 | | | | | 5 | 15 | 17 | 6 | 5 | 20 | 39 | 12 | 37 | 32 | 23 | 24 | 16 | 8 | 10 | 8 | 24 | 6 | 10 | 6 | 11 | 6 | 11 | 2 | 3 | 3 | 6 | | | | | 421400.0 |
| 1962 | | | | | 5 | 24 | 10 | 17 | 5 | 6 | 15 | 5 | 10 | 12 | 46 | 40 | 36 | 41 | 13 | 12 | 16 | 5 | 8 | 5 | 3 | 3 | 5 | 3 | 4 | 10 | 6 | | | | | 439434.0 |
| 1963 | | 9 | 2 | 12 | 31 | 38 | 9 | 14 | 13 | 38 | 50 | 26 | 14 | 7 | 24 | 26 | 6 | 3 | 3 | 1 | 4 | 2 | 5 | 7 | 6 | 6 | 4 | 5 | | | | | | | | 295705.0 |
| 1964 | | 19 | 2 | 51 | 24 | 27 | 22 | 50 | 32 | 19 | 13 | 8 | 15 | 23 | 12 | 13 | 9 | 6 | 11 | 5 | 5 | 1 | | | | | | | | | | | | | | 226296.0 |
| 1965 | | | | 17 | 33 | 30 | 8 | 11 | 22 | 15 | 16 | 10 | 12 | 20 | 12 | 16 | 9 | 11 | 9 | 9 | 17 | 5 | 14 | 17 | 16 | 18 | 13 | 5 | | | | | | | | 410683.0 |
| 1966 | | | | | | | 12 | 14 | 10 | 12 | 8 | 12 | 16 | 25 | 23 | 44 | 25 | 15 | 18 | 15 | 16 | 17 | 23 | 8 | 6 | 8 | 8 | 16 | 14 | | | | | | | 494310.0 |
| 1967 | | | | | | 12 | 32 | 23 | 23 | 8 | 4 | 8 | 7 | 12 | 6 | 7 | 20 | 14 | 24 | 15 | 33 | 7 | 7 | 7 | 10 | 11 | 17 | 20 | 27 | 11 | | | | | | 553679.0 |
| 1968 | | | | | | 1 | 11 | 3 | 5 | 7 | 10 | 20 | 22 | 19 | 45 | 76 | 30 | 25 | 13 | 19 | 14 | 13 | 18 | 11 | 11 | 8 | 11 | 8 | 8 | 3 | 5 | | | | | 548703.0 |
| 1969 | | | | | | | 10 | 22 | 5 | 21 | 76 | 9 | 4 | 5 | 11 | 39 | 28 | 21 | 21 | 33 | 11 | 25 | 18 | 17 | 15 | 6 | 9 | 6 | 2 | 1 | | | | | | 520361.0 |
| 1970 | | | | | | | 7 | 17 | 15 | 14 | 11 | 12 | 26 | 28 | 72 | 21 | 14 | 17 | 18 | 16 | 10 | 13 | 7 | 8 | 7 | 6 | 13 | 11 | 2 | | | | | | | 474729.0 |
| 1971 | | | | | 16 | 13 | 12 | 23 | 14 | 18 | 11 | 19 | 21 | 21 | 34 | 29 | 37 | 23 | 14 | 23 | 6 | 15 | 7 | 4 | 5 | | | | | | | | | | | 386920.0 |
| 1972 | | | | | | 4 | 31 | 15 | 17 | 8 | 5 | 7 | 17 | 38 | 33 | 21 | 10 | 11 | 16 | 23 | 11 | 19 | 13 | 24 | 14 | 8 | 19 | 2 | | | | | | | | 501386.0 |
| 1973 | | | | | | | | 10 | 15 | 8 | 4 | 8 | 10 | 11 | 9 | 7 | 5 | 9 | 11 | 26 | 8 | 19 | 26 | 60 | 44 | 30 | 21 | 14 | 7 | 3 | | | | | | 715855.0 |

| CLASS | CFS | TOTAL | ACCUM | PERCT | CLASS | CFS | TOTAL | ACCUM | PERCT | CLASS | CFS | TOTAL | ACCUM | PERCT | CLASS | CFS | TOTAL | ACCUM | PERCT |
|---|---|---|---|---|---|---|---|---|---|---|---|---|---|---|---|---|---|---|---|
| 0 | 0.00 | 0 | 9131 | 100.0 | 9 | 570.00 | 348 | 7475 | 81.9 | 18 | 1300.0 | 401 | 3401 | 37.2 | 27 | 2800 | 229 | 577 | 6.3 |
| 1 | 280.00 | 32 | 9131 | 100.0 | 10 | 620.00 | 436 | 7127 | 78.1 | 19 | 1400.0 | 288 | 3000 | 32.9 | 28 | 3100 | 191 | 348 | 3.8 |
| 2 | 310.00 | 7 | 9099 | 99.6 | 11 | 680.00 | 369 | 6691 | 73.3 | 20 | 1500.0 | 500 | 2712 | 29.7 | 29 | 3400 | 78 | 157 | 1.7 |
| 3 | 330.00 | 114 | 9092 | 99.6 | 12 | 740.00 | 409 | 6322 | 69.2 | 21 | 1700.0 | 208 | 2212 | 24.2 | 30 | 3700 | 39 | 79 | .8 |
| 4 | 370.00 | 196 | 8978 | 98.3 | 13 | 810.00 | 470 | 5913 | 64.8 | 22 | 1800.0 | 339 | 2004 | 21.9 | 31 | 4000 | 14 | 40 | .4 |
| 5 | 400.00 | 307 | 8782 | 96.2 | 14 | 890.00 | 480 | 5443 | 59.6 | 23 | 2000.0 | 278 | 1665 | 18.2 | 32 | 4400 | 9 | 26 | .2 |
| 6 | 440.00 | 314 | 8475 | 92.8 | 15 | 970.00 | 641 | 4963 | 54.4 | 24 | 2200.0 | 289 | 1387 | 15.2 | 33 | 4800 | 17 | 17 | .1 |
| 7 | 480.00 | 333 | 8161 | 89.4 | 16 | 1100.00 | 468 | 4322 | 47.3 | 25 | 2400.0 | 297 | 1098 | 12.0 | 34 | 5300 | | | |
| 8 | 520.00 | 353 | 7828 | 85.7 | 17 | 1200.00 | 453 | 3854 | 42.2 | 26 | 2600.0 | 224 | 801 | 8.8 | | | | | |

### LOWEST MEAN DISCHARGE, IN CFS, AND RANKING, FOR THE FOLLOWING NUMBER OF CONSECUTIVE DAYS IN YEAR ENDING MARCH 31

| YEAR | 1 | | 3 | | 7 | | 14 | | 30 | | 60 | | 90 | | 120 | | 183 | | ANNUAL | |
|---|---|---|---|---|---|---|---|---|---|---|---|---|---|---|---|---|---|---|---|---|
| 1950 | 375.00 | 8 | 378.00 | 8 | 385.00 | 7 | 401.00 | 7 | 416.00 | 7 | 445.00 | 6 | 492.00 | 6 | 519.00 | 5 | 597.00 | 7 | 1340.00 | 14 |
| 1951 | 670.00 | 23 | 670.00 | 23 | 670.00 | 23 | 679.00 | 22 | 686.00 | 21 | 708.00 | 20 | 740.00 | 18 | 802.00 | 17 | 1040.00 | 20 | 1710.00 | 21 |
| 1952 | 720.00 | 24 | 720.00 | 24 | 724.00 | 24 | 771.00 | 24 | 788.00 | 23 | 833.00 | 22 | 931.00 | 22 | 1160.00 | 23 | 1340.00 | 23 | 1810.00 | 23 |
| 1953 | 422.00 | 15 | 436.00 | 15 | 445.00 | 15 | 458.00 | 15 | 460.00 | 12 | 486.00 | 9 | 494.00 | 7 | 529.00 | 7 | 597.00 | 8 | 1050.00 | 8 |
| 1954 | 300.00 | 2 | 300.00 | 2 | 338.00 | 3 | 357.00 | 4 | 363.00 | 4 | 379.00 | 3 | 390.00 | 3 | 412.00 | 3 | 459.00 | 2 | 759.00 | 2 |
| 1955 | 488.00 | 16 | 488.00 | 16 | 493.00 | 16 | 514.00 | 16 | 550.00 | 17 | 691.00 | 18 | 821.00 | 20 | 888.00 | 20 | 1220.00 | 22 | 1750.00 | 22 |
| 1956 | 400.00 | 10 | 400.00 | 10 | 411.00 | 10 | 422.00 | 9 | 450.00 | 10 | 499.00 | 14 | 579.00 | 13 | 652.00 | 13 | 674.00 | 10 | 981.00 | 7 |
| 1957 | 362.00 | 7 | 367.00 | 6 | 367.00 | 6 | 369.00 | 6 | 372.00 | 5 | 380.00 | 4 | 398.00 | 4 | 417.00 | 4 | 460.00 | 3 | 862.00 | 3 |
| 1958 | 425.00 | 14 | 425.00 | 14 | 425.00 | 13 | 425.00 | 11 | 438.00 | 9 | 486.00 | 10 | 553.00 | 12 | 692.00 | 14 | 887.00 | 15 | 1240.00 | 11 |
| 1959 | 545.00 | 19 | 545.00 | 19 | 562.00 | 19 | 571.00 | 19 | 581.00 | 18 | 666.00 | 17 | 732.00 | 17 | 750.00 | 16 | 901.00 | 16 | 1260.00 | 12 |
| 1960 | 349.00 | 5 | 349.00 | 5 | 355.00 | 5 | 362.00 | 5 | 397.00 | 6 | 514.00 | 15 | 626.00 | 15 | 722.00 | 15 | 924.00 | 17 | 1440.00 | 18 |
| 1961 | 385.00 | 9 | 390.00 | 9 | 402.00 | 9 | 423.00 | 10 | 462.00 | 13 | 485.00 | 8 | 593.00 | 14 | 613.00 | 10 | 630.00 | 9 | 1190.00 | 9 |
| 1962 | 572.00 | 20 | 582.00 | 20 | 613.00 | 20 | 653.00 | 21 | 774.00 | 22 | 955.00 | 23 | 939.00 | 23 | 1000.00 | 22 | 1040.00 | 18 | 1410.00 | 15 |
| 1963 | 280.00 | 1 | 280.00 | 1 | 283.00 | 1 | 300.00 | 1 | 340.00 | 2 | 413.00 | 5 | 481.00 | 5 | 525.00 | 6 | 523.00 | 5 | 896.00 | 4 |
| 1964 | 341.00 | 4 | 341.00 | 4 | 341.00 | 4 | 346.00 | 3 | 349.00 | 3 | 367.00 | 2 | 386.00 | 2 | 402.00 | 2 | 441.00 | 1 | 658.00 | 1 |
| 1965 | 301.00 | 3 | 301.00 | 3 | 301.00 | 2 | 301.00 | 2 | 327.00 | 1 | 360.00 | 1 | 375.00 | 1 | 379.00 | 1 | 495.00 | 4 | 928.00 | 6 |
| 1966 | 361.00 | 6 | 367.00 | 7 | 395.00 | 8 | 403.00 | 8 | 419.00 | 8 | 496.00 | 12 | 541.00 | 11 | 626.00 | 12 | 839.00 | 13 | 1300.00 | 13 |
| 1967 | 414.00 | 13 | 417.00 | 13 | 427.00 | 14 | 443.00 | 14 | 464.00 | 14 | 474.00 | 7 | 534.00 | 8 | 578.00 | 9 | 753.00 | 11 | 1420.00 | 16 |
| 1968 | 408.00 | 12 | 411.00 | 12 | 420.00 | 12 | 439.00 | 13 | 483.00 | 15 | 499.00 | 13 | 540.00 | 9 | 617.00 | 11 | 823.00 | 12 | 1530.00 | 20 |
| 1969 | 594.00 | 22 | 603.00 | 22 | 626.00 | 21 | 649.00 | 20 | 673.00 | 20 | 704.00 | 19 | 749.00 | 19 | 817.00 | 19 | 1040.00 | 19 | 1420.00 | 17 |
| 1970 | 503.00 | 17 | 505.00 | 17 | 507.00 | 17 | 521.00 | 17 | 526.00 | 16 | 577.00 | 16 | 704.00 | 16 | 808.00 | 18 | 849.00 | 14 | 1200.00 | 10 |
| 1971 | 513.00 | 18 | 525.00 | 18 | 544.00 | 18 | 570.00 | 18 | 611.00 | 19 | 738.00 | 21 | 868.00 | 21 | 980.00 | 21 | 1090.00 | 21 | 1470.00 | 19 |
| 1972 | 401.00 | 11 | 404.00 | 11 | 415.00 | 11 | 434.00 | 12 | 453.00 | 11 | 494.00 | 11 | 540.00 | 10 | 532.00 | 8 | 568.00 | 6 | 911.00 | 5 |
| 1973 | 589.00 | 21 | 598.00 | 21 | 641.00 | 22 | 719.00 | 23 | 792.00 | 24 | 1090.00 | 24 | 1180.00 | 24 | 1250.00 | 24 | 1680.00 | 24 | 2060.00 | 24 |

HIGHEST MEAN DISCHARGE, IN CFS, AND RANKING, FOR THE FOLLOWING NUMBER OF CONSECUTIVE DAYS IN YEAR ENDING SEPTEMBER 30

| YEAR | 1 | 3 | 7 | 15 | 30 | 60 | 90 | 120 | 183 | ANNUAL |
|---|---|---|---|---|---|---|---|---|---|---|
| 1949 | 2980.0 20 | 2980.0 19 | 2900.0 18 | 2760.0 16 | 2290.0 19 | 2060.0 18 | 1830.0 18 | 1670.0 18 | 1440.0 18 | 995.0 20 |
| 1950 | 5200.0 2 | 5130.0 2 | 5060.0 2 | 4820.0 1 | 4380.0 1 | 3850.0 1 | 3470.0 1 | 3350.0 1 | 2920.0 1 | 1980.0 1 |
| 1951 | 3230.0 15 | 3200.0 15 | 3080.0 15 | 2640.0 18 | 2260.0 20 | 2120.0 16 | 2090.0 13 | 1990.0 12 | 1820.0 11 | 1440.0 8 |
| 1952 | 3380.0 13 | 3340.0 13 | 3260.0 13 | 3080.0 12 | 2890.0 10 | 2560.0 7 | 2510.0 6 | 2390.0 6 | 2260.0 5 | 1690.0 3 |
| 1953 | 2150.0 24 | 2110.0 24 | 1990.0 24 | 1720.0 24 | 1480.0 24 | 1360.0 24 | 1290.0 24 | 1220.0 24 | 1100.0 24 | 829.0 23 |
| 1954 | 3100.0 17 | 3070.0 17 | 2950.0 17 | 2580.0 19 | 2380.0 17 | 2060.0 19 | 1780.0 19 | 1630.0 19 | 1400.0 20 | 964.0 21 |
| 1955 | 5290.0 1 | 5260.0 1 | 5130.0 1 | 4780.0 2 | 4110.0 2 | 3030.0 2 | 2610.0 5 | 2460.0 3 | 2280.0 3 | 1620.0 4 |
| 1956 | 3740.0 8 | 3720.0 7 | 3570.0 8 | 3280.0 9 | 2940.0 8 | 2110.0 17 | 1900.0 17 | 1780.0 17 | 1450.0 17 | 1060.0 19 |
| 1957 | 3100.0 18 | 3030.0 19 | 2840.0 20 | 2400.0 22 | 2020.0 21 | 1750.0 20 | 1570.0 21 | 1420.0 21 | 1200.0 22 | 845.0 22 |
| 1958 | 2730.0 22 | 2710.0 22 | 2640.0 22 | 2450.0 21 | 2000.0 22 | 1680.0 23 | 1610.0 20 | 1540.0 20 | 1420.0 19 | 1250.0 14 |
| 1959 | 3850.0 6 | 3800.0 6 | 3640.0 7 | 3420.0 6 | 3170.0 5 | 2990.0 4 | 2760.0 2 | 2420.0 4 | 1950.0 7 | 1320.0 12 |
| 1960 | 3660.0 10 | 3630.0 9 | 3540.0 9 | 3180.0 10 | 3050.0 6 | 2360.0 9 | 2310.0 7 | 2220.0 7 | 1980.0 6 | 1540.0 5 |
| 1961 | 3950.0 4 | 3930.0 4 | 3820.0 4 | 3470.0 5 | 2880.0 11 | 2310.0 13 | 2140.0 11 | 1920.0 13 | 1610.0 16 | 1150.0 16 |
| 1962 | 3850.0 5 | 3830.0 5 | 3770.0 5 | 3620.0 4 | 3270.0 4 | 2480.0 8 | 2080.0 14 | 1880.0 14 | 1640.0 15 | 1200.0 15 |
| 1963 | 2910.0 21 | 2880.0 21 | 2820.0 21 | 2660.0 17 | 2360.0 18 | 1740.0 21 | 1460.0 23 | 1260.0 23 | 1100.0 23 | 810.0 24 |
| 1964 | 1700.0 25 | 1660.0 25 | 1530.0 25 | 1440.0 25 | 1280.0 25 | 1140.0 25 | 1010.0 25 | 936.0 25 | 822.0 25 | 618.0 25 |
| 1965 | 3000.0 19 | 2970.0 20 | 2850.0 19 | 2490.0 20 | 2470.0 16 | 2320.0 12 | 2160.0 10 | 2020.0 10 | 1660.0 14 | 1130.0 17 |
| 1966 | 3360.0 14 | 3330.0 14 | 3280.0 12 | 3090.0 11 | 2750.0 14 | 2170.0 15 | 2020.0 16 | 1880.0 15 | 1850.0 10 | 1350.0 11 |
| 1967 | 3600.0 11 | 3580.0 11 | 3500.0 10 | 3350.0 8 | 3280.0 3 | 3030.0 3 | 2680.0 3 | 2410.0 5 | 2280.0 4 | 1520.0 6 |
| 1968 | 4110.0 3 | 4090.0 3 | 4010.0 3 | 3670.0 3 | 2910.0 9 | 2350.0 10 | 2290.0 8 | 2110.0 8 | 1890.0 9 | 1500.0 7 |
| 1969 | 3800.0 7 | 3600.0 10 | 3210.0 14 | 2860.0 14 | 2770.0 13 | 2180.0 14 | 2030.0 15 | 2090.0 9 | 1910.0 8 | 1430.0 9 |
| 1970 | 3440.0 12 | 3410.0 12 | 3290.0 11 | 3010.0 13 | 2850.0 12 | 2620.0 6 | 2270.0 9 | 2000.0 11 | 1700.0 12 | 1300.0 13 |
| 1971 | 2580.0 23 | 2560.0 23 | 2480.0 23 | 2230.0 23 | 1920.0 23 | 1730.0 22 | 1510.0 22 | 1380.0 22 | 1380.0 21 | 1060.0 18 |
| 1972 | 3120.0 16 | 3100.0 16 | 3010.0 16 | 2810.0 15 | 2600.0 15 | 2350.0 11 | 2110.0 12 | 1840.0 16 | 1690.0 13 | 1370.0 10 |
| 1973 | 3720.0 9 | 3710.0 8 | 3660.0 6 | 3370.0 7 | 2960.0 7 | 2710.0 5 | 2650.0 4 | 2600.0 2 | 2480.0 2 | 1960.0 2 |

STATISTICS ON NORMAL MONTHLY MEANS(ALL DAYS)

| OCT | NOV | DEC | JAN | FEB | MARCH | APRIL | MAY | JUNE | JULY | AUG | SEPT |
|---|---|---|---|---|---|---|---|---|---|---|---|
| BY ROWS(MEAN,VARIANCE,STANDARD DEVIATION, SKEWNESS, COEFF. OF VARIATION,PERCENTAGE OF AVERAGE FLOW) | | | | | | | | | | | |
| 0.8840E+03 | 0.1038E+04 | 0.1202E+04 | 0.1428E+04 | 0.1542E+04 | 0.1851E+04 | 0.2075E+04 | 0.1670E+04 | 0.1234E+04 | 0.1009E+04 | 0.7551E+03 | 0.6503E+03 |
| 0.4855E+06 | 0.3963E+06 | 0.3608E+06 | 0.5917E+06 | 0.4914E+06 | 0.3323E+06 | 0.6252E+06 | 0.3367E+06 | 0.1400E+06 | 0.1379E+06 | 0.8582E+05 | 0.1018E+06 |
| 0.6968E+03 | 0.6296E+03 | 0.6007E+03 | 0.7692E+03 | 0.7010E+03 | 0.5765E+03 | 0.7907E+03 | 0.5802E+03 | 0.3742E+03 | 0.3713E+03 | 0.2930E+03 | 0.3190E+03 |
| 0.2628E+01 | 0.1304E+01 | 0.7413E+00 | 0.5823E+00 | 0.2991E+00 | 0.2005E+00 | 0.9023E+00 | 0.2733E+00 | 0.6820E+00 | 0.1294E+01 | 0.1079E+01 | 0.2252E+01 |
| 0.7882E+00 | 0.6066E+00 | 0.4998E+00 | 0.5386E+00 | 0.4546E+00 | 0.3115E+00 | 0.3811E+00 | 0.3475E+00 | 0.3033E+00 | 0.3678E+00 | 0.3880E+00 | 0.4906E+00 |
| 0.5763E+01 | 0.6766E+01 | 0.7836E+01 | 0.9312E+01 | 0.1005E+02 | 0.1207E+02 | 0.1353E+02 | 0.1089E+02 | 0.8044E+01 | 0.6581E+01 | 0.4923E+01 | 0.4240E+01 |

STATISTICS ON NORMAL ANNUAL MEANS(ALL DAYS)

| MEAN | VARIANCE | STANDARD DEVIATION | SKEWNESS | COEFF. OF VARIATION | SERIAL CORR |
|---|---|---|---|---|---|
| 0.1277E+04 | 0.1183E+06 | 0.3439E+03 | 0.2100E+00 | 0.2694E+00 | 0.1694E+00 |

STATISTICS ON LOG MONTHLY MEANS(ALL DAYS)

| OCT | NOV | DEC | JAN | FEB | MARCH | APRIL | MAY | JUNE | JULY | AUG | SEPT |
|---|---|---|---|---|---|---|---|---|---|---|---|
| BY ROWS(MEAN,VARIANCE,STANDARD DEVIATION, SKEWNESS, COEFF. OF VARIATION,PERCENTAGE OF AVERAGE FLOW) | | | | | | | | | | | |
| 0.2866E+01 | 0.2948E+01 | 0.3027E+01 | 0.3089E+01 | 0.3138E+01 | 0.3245E+01 | 0.3287E+01 | 0.3196E+01 | 0.3072E+01 | 0.2979E+01 | 0.2850E+01 | 0.2776E+01 |
| 0.6044E-01 | 0.5937E-01 | 0.4936E-01 | 0.6404E-01 | 0.5093E-01 | 0.2231E-01 | 0.2707E-01 | 0.2529E-01 | 0.1751E-01 | 0.2125E-01 | 0.2472E-01 | 0.2937E-01 |
| 0.2458E+00 | 0.2437E+00 | 0.2222E+00 | 0.2531E+00 | 0.2257E+00 | 0.1499E+00 | 0.1645E+00 | 0.1590E+00 | 0.1323E+00 | 0.1458E+00 | 0.1572E+00 | 0.1714E+00 |
| 0.1124E+01 | 0.3313E+00 | -0.5251E-01 | -0.2241E+00 | -0.6765E+00 | -0.8431E+00 | -0.1656E-01 | -0.2825E+00 | -0.1409E+00 | 0.5276E+00 | 0.4203E+00 | 0.1073E+01 |
| 0.857RF-01 | 0.8265F-01 | 0.7340F-01 | 0.8193F-01 | 0.7192F-01 | 0.4603F-01 | 0.5005F-01 | 0.4974F-01 | 0.4308F-01 | 0.4893F-01 | 0.5517E-01 | 0.6172E-01 |
| 0.7858F+01 | 0.8084F+01 | 0.8294E+01 | 0.8468E+01 | 0.8603F+01 | 0.8896E+01 | 0.9013F+01 | 0.8762F+01 | 0.8423E+01 | 0.8169F+01 | 0.7813F+01 | 0.7612E+01 |

STATISTICS ON LOG ANNUAL MEANS(ALL DAYS)

| MEAN | VARIANCE | STANDARD DEVIATION | SKEWNESS | COEFF. OF VARIATION | SERIAL CORR |
|---|---|---|---|---|---|
| 0.3090E+01 | 0.1518E+01 | 0.1232E+00 | -0.4896E+00 | 0.3987E-01 | 0.2329E+00 |

ANNUAL PEAKS

| | | | |
|---|---|---|---|
| 1949 | 2980 | 1962 | 3900 |
| 1950 | 5200 | 1963 | 2910 |
| 1951 | 3230 | 1964 | 1700 |
| 1952 | 3380 | 1965 | 3000 |
| 1953 | 2190 | 1966 | 3360 |
| 1954 | 3100 | 1967 | 3610 |
| 1955 | 5300 | 1968 | 4120 |
| 1956 | 3800 | 1969 | 3800 |
| 1957 | 3100 | 1970 | 3450 |
| 1958 | 2730 | 1971 | 2590 |
| 1959 | 3850 | 1972 | 3140 |
| 1960 | 3660 | 1973 | 3720 |
| 1961 | 3950 | | |

## 05517900 Cobb ditch near Kouts, Ind.

LOCATION.--Lat 41°19'08", long 87°04'55", in SW¼SW¼ sec.11, T.33 N., R.6 W., Porter County, on left bank 15 ft (4.6 m) upstream from bridge on State Highway 8, 700 ft (213 m) upstream from mouth, and 3 miles (5 km) west of Kouts.

DRAINAGE AREA.--31.7 mi² (82.1 km²).

DURATION TABLE OF DAILY DISCHARGE FOR YEAR ENDING SEPTEMBER 30

| CLASS | 0 | 1 | 2 | 3 | 4 | 5 | 6 | 7 | 8 | 9 | 10 | 11 | 12 | 13 | 14 | 15 | 16 | 17 | 18 | 19 | 20 | 21 | 22 | 23 | 24 | 25 | 26 | 27 | 28 | 29 | 30 | 31 | 32 | 33 | 34 |
|---|---|---|---|---|---|---|---|---|---|---|---|---|---|---|---|---|---|---|---|---|---|---|---|---|---|---|---|---|---|---|---|---|---|---|---|
| YEAR | NUMBER OF DAYS IN CLASS | | | | | | | | | | | | | | | | | | | | | | | | | | | | | | | | | | CFS_DAYS |
| 1969 | | 1 | 29 | 66 | 14 | 57 | 45 | 40 | 18 | 14 | 11 | 5 | 10 | 11 | 4 | 8 | 4 | 5 | 7 | 5 | 4 | | 4 | 3 | | | | | | | | | | | 10392.0 |
| 1970 | | | 24 | 22 | 26 | 98 | 36 | 24 | 24 | 14 | 24 | 11 | 13 | 5 | 7 | 5 | 5 | 3 | 3 | 1 | 2 | 1 | 4 | 2 | 3 | 2 | 2 | 1 | 1 | 1 | | 1 | | | | 12167.0 |
| 1971 | | 1 | 5 | 57 | 22 | 85 | 33 | 59 | 32 | 15 | 9 | 10 | 4 | 5 | 6 | 2 | 3 | 3 | 1 | 2 | 4 | 2 | 1 | 1 | 2 | | | | | 1 | | | | | | 9750.0 |
| 1972 | | | | 100 | 29 | 64 | 38 | 29 | 21 | 15 | 13 | 12 | 6 | 3 | 10 | 7 | 5 | 3 | 1 | | 2 | | 4 | 1 | 1 | | | | 1 | | | 1 | | | | 9995.0 |
| 1973 | | | | 32 | 7 | 21 | 18 | 23 | 21 | 27 | 25 | 25 | 22 | 38 | 24 | 22 | 11 | 10 | 11 | 5 | 3 | 6 | 2 | 2 | | 3 | 1 | | 1 | | 2 | | 1 | 1 | 1 | 17542.0 |

| CLASS | CFS | TOTAL | ACCUM | PERCT | CLASS | CFS | TOTAL | ACCUM | PERCT | CLASS | CFS | TOTAL | ACCUM | PERCT | CLASS | CFS | TOTAL | ACCUM | PERCT |
|---|---|---|---|---|---|---|---|---|---|---|---|---|---|---|---|---|---|---|---|
| 0 | 0.00 | 0 | 1826 | 100.0 | 9 | 28.00 | 85 | 605 | 33.1 | 18 | 78.0 | 23 | 111 | 6.1 | 27 | 220 | 1 | 13 | .7 |
| 1 | 11.00 | 2 | 1826 | 100.0 | 10 | 31.00 | 82 | 520 | 28.5 | 19 | 88.0 | 13 | 88 | 4.8 | 28 | 250 | 3 | 12 | .6 |
| 2 | 12.00 | 58 | 1824 | 99.9 | 11 | 35.00 | 63 | 438 | 24.0 | 20 | 99.0 | 15 | 75 | 4.1 | 29 | 280 | 2 | 9 | .4 |
| 3 | 14.00 | 777 | 1766 | 96.7 | 12 | 39.00 | 55 | 375 | 20.5 | 21 | 110.0 | 9 | 60 | 3.3 | 30 | 310 | 2 | 7 | .3 |
| 4 | 16.00 | 98 | 1489 | 81.5 | 13 | 44.00 | 62 | 320 | 17.5 | 22 | 120.0 | 15 | 51 | 2.8 | 31 | 350 | 2 | 5 | .2 |
| 5 | 17.00 | 325 | 1391 | 76.2 | 14 | 49.00 | 51 | 258 | 14.1 | 23 | 140.0 | 9 | 36 | 2.0 | 32 | 400 | 1 | 3 | .1 |
| 6 | 20.00 | 170 | 1066 | 58.4 | 15 | 55.00 | 44 | 207 | 11.3 | 24 | 160.0 | 6 | 27 | 1.5 | 33 | 440 | 1 | 2 | .1 |
| 7 | 22.00 | 175 | 896 | 49.1 | 16 | 62.00 | 28 | 163 | 8.9 | 25 | 180.0 | 5 | 21 | 1.2 | 34 | 500 | 1 | 1 | .0 |
| 8 | 25.00 | 116 | 721 | 39.5 | 17 | 70.00 | 24 | 135 | 7.4 | 26 | 200.0 | 3 | 16 | 0.9 | | | | | |

LOWEST MEAN DISCHARGE, IN CFS, AND RANKING, FOR THE FOLLOWING NUMBER OF CONSECUTIVE DAYS IN YEAR ENDING MARCH 31

| YEAR | 1 | | 3 | | 7 | | 14 | | 30 | | 60 | | 90 | | 120 | | 183 | | ANNUAL | |
|---|---|---|---|---|---|---|---|---|---|---|---|---|---|---|---|---|---|---|---|---|
| 1970 | 12.00 | 2 | 12.00 | 1 | 12.00 | 1 | 12.00 | 1 | 12.70 | 1 | 14.20 | 1 | 15.50 | 2 | 16.90 | 2 | 16.70 | 1 | 24.10 | 2 |
| 1971 | 11.00 | 1 | 12.00 | 2 | 13.00 | 2 | 13.70 | 2 | 14.80 | 3 | 18.00 | 4 | 20.70 | 4 | 23.10 | 4 | 22.20 | 3 | 39.40 | 3 |
| 1972 | 13.00 | 3 | 13.70 | 3 | 13.90 | 3 | 14.00 | 3 | 14.00 | 2 | 14.30 | 2 | 15.20 | 1 | 16.50 | 1 | 17.50 | 2 | 22.10 | 1 |
| 1973 | 14.00 | 4 | 14.30 | 4 | 14.90 | 4 | 15.20 | 4 | 16.20 | 4 | 16.40 | 3 | 17.00 | 3 | 18.50 | 3 | 25.10 | 4 | 43.80 | 4 |

HIGHEST MEAN DISCHARGE, IN CFS, AND RANKING, FOR THE FOLLOWING NUMBER OF CONSECUTIVE DAYS IN YEAR ENDING SEPTEMBER 30

| YEAR | 1 | | 3 | | 7 | | 15 | | 30 | | 60 | | 90 | | 120 | | 183 | | ANNUAL | |
|---|---|---|---|---|---|---|---|---|---|---|---|---|---|---|---|---|---|---|---|---|
| 1969 | 150.0 | 5 | 142.0 | 5 | 118.0 | 4 | 101.0 | 3 | 74.0 | 3 | 51.6 | 5 | 47.8 | 3 | 47.0 | 3 | 39.7 | 3 | 28.5 | 3 |
| 1970 | 368.0 | 2 | 267.0 | 2 | 208.0 | 2 | 131.0 | 2 | 94.6 | 2 | 83.7 | 1 | 71.7 | 2 | 60.2 | 2 | 48.2 | 2 | 33.3 | 2 |
| 1971 | 290.0 | 4 | 188.0 | 4 | 114.0 | 5 | 74.4 | 5 | 59.2 | 5 | 52.0 | 4 | 41.6 | 5 | 35.8 | 5 | 33.1 | 5 | 26.7 | 5 |
| 1972 | 361.0 | 3 | 258.0 | 3 | 154.0 | 3 | 95.1 | 4 | 68.6 | 4 | 56.5 | 3 | 47.7 | 4 | 40.6 | 4 | 36.9 | 4 | 27.3 | 4 |
| 1973 | 551.0 | 1 | 391.0 | 1 | 235.0 | 1 | 135.0 | 1 | 100.0 | 1 | 79.5 | 2 | 72.8 | 1 | 72.7 | 1 | 67.8 | 1 | 48.1 | 1 |

STATISTICS ON NORMAL MONTHLY MEANS(ALL DAYS)

| OCT | NOV | DEC | JAN | FEB | MARCH | APRIL | MAY | JUNE | JULY | AUG | SEPT |
|---|---|---|---|---|---|---|---|---|---|---|---|
| BY ROWS(MEAN,VARIANCE,STANDARD DEVIATION, SKEWNESS, COEFF. OF VARIATION,PERCENTAGE OF AVERAGE FLOW) | | | | | | | | | | | |
| 0.2277E+02 | 0.2821E+02 | 0.3543E+02 | 0.3608E+02 | 0.3794E+02 | 0.3657E+02 | 0.5979E+02 | 0.4855E+02 | 0.3103E+02 | 0.2181E+02 | 0.1640E+02 | 0.1954E+02 |
| 0.9634E+02 | 0.4131E+03 | 0.5741E+03 | 0.5541E+03 | 0.3024E+03 | 0.1226E+03 | 0.8808E+03 | 0.6111E+03 | 0.1610E+03 | 0.1130E+02 | 0.2288E+01 | 0.2876E+02 |
| 0.9815E+01 | 0.2032E+02 | 0.2396E+02 | 0.2354E+02 | 0.1739E+02 | 0.1107E+02 | 0.2968E+02 | 0.2472E+02 | 0.1269E+02 | 0.3362E+01 | 0.1512E+01 | 0.5363E+01 |
| 0.3930E+00 | 0.1916E+01 | 0.1926E+01 | 0.4501E+00 | 0.1030E+00 | 0.4925E+00 | 0.7937E-01 | 0.4931E+00 | 0.6086E+00 | -0.4925E+00 | -0.6549E-01 | 0.6306E-01 |
| 0.4310E+00 | 0.7206E+00 | 0.6762E+00 | 0.6523E+00 | 0.4583E+00 | 0.3028E+00 | 0.4963E+00 | 0.5092E+00 | 0.4090E+00 | 0.1541E+00 | 0.9222E-01 | 0.2744E+00 |
| 0.5778E+01 | 0.7157E+01 | 0.8990E+01 | 0.9155E+01 | 0.9627E+01 | 0.9280E+01 | 0.1517E+02 | 0.1232E+02 | 0.7872E+01 | 0.5534E+01 | 0.4161E+01 | 0.4958E+01 |

STATISTICS ON NORMAL ANNUAL MEANS(ALL DAYS)

| MEAN | VARIANCE | STANDARD DEVIATION | SKEWNESS | COEFF. OF VARIATION | SERIAL CORR |
|---|---|---|---|---|---|
| 0.3278E+02 | 0.7978E+02 | 0.8932E+01 | 0.1815E+01 | 0.2725E+00 | -0.4432E+00 |

STATISTICS ON LOG MONTHLY MEANS(ALL DAYS)

| OCT | NOV | DEC | JAN | FEB | MARCH | APRIL | MAY | JUNE | JULY | AUG | SEPT |
|---|---|---|---|---|---|---|---|---|---|---|---|
| BY ROWS(MEAN,VARIANCE,STANDARD DEVIATION, SKEWNESS, COEFF. OF VARIATION,PERCENTAGE OF AVERAGE FLOW) | | | | | | | | | | | |
| 0.1324E+01 | 0.1380E+01 | 0.1487E+01 | 0.1476E+01 | 0.1538E+01 | 0.1547E+01 | 0.1724E+01 | 0.1635E+01 | 0.1463E+01 | 0.1334E+01 | 0.1213E+01 | 0.1277E+01 |
| 0.3682E-01 | 0.6761E-01 | 0.5998E-01 | 0.9109E-01 | 0.4846E-01 | 0.1707E-01 | 0.6392E-01 | 0.6082E-01 | 0.3047E-01 | 0.4815E-02 | 0.1620E-02 | 0.1500E-01 |
| 0.1919E+00 | 0.2600E+00 | 0.2449E+00 | 0.3018E+00 | 0.2201E+00 | 0.1306E+00 | 0.2528E+00 | 0.2466E+00 | 0.1745E+00 | 0.6939E-01 | 0.4025E-01 | 0.1225E+00 |
| 0.7167E-01 | 0.1372E+01 | 0.1359E+01 | 0.1703E+00 | -0.4890E+00 | 0.2459E+00 | -0.8672E+00 | -0.6434E+00 | 0.4414E+00 | -0.7012E+00 | -0.1151E+00 | -0.1563E+00 |
| 0.1449E+00 | 0.1885E+00 | 0.1647E+00 | 0.2045E+00 | 0.1432E+00 | 0.8443E-01 | 0.1466E+00 | 0.1508E+00 | 0.1193E+00 | 0.5200E-01 | 0.3317E-01 | 0.9588E-01 |
| 0.7610E+01 | 0.7929E+01 | 0.8546E+01 | 0.8483E+01 | 0.8837E+01 | 0.8893E+01 | 0.9911E+01 | 0.9397E+01 | 0.8410E+01 | 0.7669E+01 | 0.6974E+01 | 0.7341E+01 |

STATISTICS ON LOG ANNUAL MEANS(ALL DAYS)

| MEAN | VARIANCE | STANDARD DEVIATION | SKEWNESS | COEFF. OF VARIATION | SERIAL CORR |
|---|---|---|---|---|---|
| 0.1504E+01 | 0.1124E-01 | 0.1060E+00 | 0.1634E+01 | 0.7049E-01 | -0.4504E+00 |

ANNUAL PEAKS

| | |
|---|---|
| 1969 | 300 |
| 1970 | 444 |
| 1971 | 290 |
| 1972 | 466 |
| 1973 | 744 |

## 05518000 Kankakee River at Shelby, Ind.

LOCATION.--Lat 41°10'58", long 87°20'33", in SW¼NE¼ sec.33, T.32 N., R.8 W., Lake County, on right bank 25 ft (7.6 m) upstream from Monon Railroad bridge, 1 mile (2 km) south of Shelby, and 9 miles (14 km) upstream from Beaver Lake Creek.

DRAINAGE AREA.--1,779 mi² (4,608 km²), of which 201 mi² (521 km²) does not contribute directly to surface runoff.

DURATION TABLE OF DAILY DISCHARGE FOR YEAR ENDING SEPTEMBER 30

| YEAR | 0 | 1 | 2 | 3 | 4 | 5 | 6 | 7 | 8 | 9 | 10 | 11 | 12 | 13 | 14 | 15 | 16 | 17 | 18 | 19 | 20 | 21 | 22 | 23 | 24 | 25 | 26 | 27 | 28 | 29 | 30 | 31 | 32 | 33 | 34 | CFS_DAYS |
|---|---|---|---|---|---|---|---|---|---|---|---|---|---|---|---|---|---|---|---|---|---|---|---|---|---|---|---|---|---|---|---|---|---|---|---|---|
| | NUMBER OF DAYS IN CLASS | | | | | | | | | | | | | | | | | | | | | | | | | | | | | | | | | | | |
| 1924 | | | | | | | | | | 3 | 22 | 19 | 15 | 14 | 10 | 20 | 17 | 8 | 25 | 7 | 16 | 18 | 20 | 34 | 29 | 17 | 42 | 15 | 7 | 8 | | | | | | 697119.0 |
| 1925 | | | | | | | | | 26 | 46 | 44 | 63 | 18 | 14 | 4 | 13 | 58 | 11 | 11 | 15 | 7 | 8 | 7 | 3 | 4 | 2 | 4 | 2 | 5 | | | | | | | 341709.0 |
| 1926 | | | | | | | | | | 4 | 32 | 38 | 16 | 43 | 12 | 14 | 23 | 16 | 19 | 29 | 9 | 12 | 23 | 7 | 11 | 11 | 9 | 12 | 4 | 11 | 9 | 1 | | | | 525196.0 |
| 1927 | | | | | | | | | | 2 | 9 | 19 | 14 | 17 | 17 | 23 | 19 | 18 | 16 | 26 | 8 | 15 | 12 | 19 | 14 | 9 | 29 | 28 | 14 | 19 | 18 | | | | | 685307.0 |
| 1928 | | | | | | | | | | | 6 | 14 | 30 | 19 | 11 | 22 | 21 | 24 | 31 | 8 | 12 | 25 | 17 | 26 | 20 | 9 | 12 | 6 | 23 | 9 | 11 | 6 | 4 | | | 715779.0 |
| 1929 | | | | | | | | | | 3 | 29 | 10 | 42 | 11 | 13 | 10 | 6 | 14 | 37 | 15 | 16 | 13 | 9 | 11 | 14 | 11 | 7 | 12 | 5 | 35 | 15 | 27 | | | | 777963.0 |
| 1930 | | | | | | | | 27 | 36 | 17 | 14 | 18 | 11 | 6 | 8 | 11 | 9 | 27 | 15 | 25 | 18 | 9 | 18 | 16 | 18 | 6 | 11 | 29 | 16 | | | | | | | 629028.0 |
| 1931 | | | | | | | | | 12 | 74 | 34 | 65 | 42 | 12 | 9 | 14 | 14 | 24 | 31 | 14 | 15 | 5 | | | | | | | | | | | | | | 328586.0 |
| 1932 | | | | | | | | | 22 | 20 | 14 | 16 | 13 | 16 | 31 | 27 | 8 | 6 | 34 | 14 | 37 | 48 | 13 | 9 | 11 | 17 | 3 | 7 | | | | | | | | 519022.0 |
| 1933 | | | | | | | | | 5 | 22 | 29 | 13 | 10 | 11 | 16 | 52 | 12 | 11 | 26 | 12 | 18 | 12 | 18 | 12 | 5 | 7 | 14 | 15 | 11 | 29 | 5 | | | | | 631601.0 |
| 1934 | | | | | 2 | 21 | 9 | 15 | 14 | 13 | 18 | 14 | 82 | 68 | 40 | 25 | 10 | 7 | 13 | 2 | 3 | 2 | 2 | 5 | | | | | | | | | | | | 311621.0 |
| 1935 | | | | | | | | | | 13 | 25 | 56 | 17 | 18 | 24 | 14 | 8 | 26 | 22 | 35 | 14 | 15 | 15 | 17 | 26 | 12 | 8 | | | | | | | | | 550092.0 |
| 1936 | | | | | | | 21 | 27 | 24 | 26 | 37 | 27 | 12 | 13 | 17 | 15 | 26 | 22 | 30 | 9 | 21 | 12 | 5 | 3 | 2 | 7 | 4 | 3 | 3 | | | | | | | 388099.0 |
| 1937 | | | | | | | | | | 14 | 36 | 22 | 18 | 35 | 28 | 22 | 10 | 45 | 19 | 32 | 17 | 14 | 10 | 8 | 17 | 9 | 7 | 2 | | | | | | | | 521327.0 |
| 1938 | | | | | | | | | | 4 | 11 | 25 | 34 | 41 | 33 | 13 | 14 | 38 | 10 | 13 | 17 | 20 | 24 | 12 | 25 | 18 | 5 | 8 | | | | | | | | 581889.0 |
| 1939 | | | | | | | | 9 | 16 | 6 | 6 | 6 | 41 | 43 | 34 | 19 | 15 | 17 | 37 | 9 | 17 | 12 | 11 | 8 | 3 | 5 | 5 | 9 | 37 | 5 | | | | | | 561775.0 |
| 1940 | | | | | | | 22 | 17 | 58 | 53 | 56 | 21 | 5 | 8 | 10 | 15 | 6 | 6 | 32 | 6 | 6 | 12 | 8 | 10 | | 2 | 2 | 7 | 4 | | | | | | | 356233.0 |
| 1941 | | | | 9 | 17 | 20 | 10 | 12 | 3 | 23 | 11 | 27 | 29 | 31 | 19 | 67 | 27 | 30 | 22 | 1 | 2 | 2 | 3 | | | | | | | | | | | | | 318521.0 |
| 1942 | | | | | 2 | 1 | 1 | | | | | 21 | 28 | 7 | 33 | 19 | 42 | 23 | 37 | 27 | 26 | 14 | 10 | 7 | 5 | 4 | 7 | 9 | 21 | 21 | | | | | | 610273.0 |
| 1943 | | | | | | | | | | | | | 6 | 12 | 16 | 7 | 4 | 21 | 37 | 10 | 50 | 34 | 36 | 20 | 19 | 17 | 10 | 21 | 15 | 5 | 4 | 4 | 6 | 10 | 1 | 814440.0 |
| 1944 | | | | | | | | 12 | 28 | 15 | 8 | 12 | 24 | 34 | 22 | 29 | 25 | 10 | 14 | 8 | 14 | 12 | 13 | 2 | 7 | 4 | 14 | 11 | 23 | 14 | 11 | | | | | 594991.0 |
| 1945 | | | | | | | 5 | 10 | 19 | 47 | 42 | 29 | 15 | 5 | 6 | 10 | 19 | 7 | 25 | 17 | 36 | 20 | 15 | 3 | 6 | 16 | 2 | 7 | 4 | | | | | | | 456725.0 |
| 1946 | | | | | | | | 7 | 22 | 25 | 10 | 9 | 9 | 9 | 17 | 13 | 29 | 35 | 34 | 24 | 30 | 9 | 11 | 22 | 8 | 10 | 29 | 3 | | | | | | | | 531538.0 |
| 1947 | | | | | | | | 14 | 3 | 11 | 3 | 9 | 29 | 27 | 42 | 18 | 37 | 23 | 29 | 9 | 10 | 15 | 7 | 6 | 4 | 24 | 13 | 21 | 10 | 1 | | | | | | 553376.0 |
| 1948 | | | | | | | | 4 | 17 | 12 | 4 | 11 | 38 | 35 | 15 | 21 | 25 | 9 | 22 | 10 | 25 | 31 | 12 | 7 | 7 | 7 | 13 | 6 | 14 | 15 | 6 | | | | | 589278.0 |
| 1949 | | | | | | | 1 | 23 | 37 | 16 | 26 | 21 | 7 | 8 | 16 | 14 | 19 | 15 | 19 | 15 | 43 | 26 | 13 | 7 | 6 | 15 | 7 | 7 | 4 | | | | | | | 483454.0 |
| 1950 | | | | | | | | 2 | 3 | 10 | 16 | 18 | 18 | 12 | 19 | 19 | 6 | 5 | 8 | 5 | 4 | 10 | 14 | 13 | 8 | 15 | 30 | 24 | 44 | 27 | 9 | 8 | 10 | 8 | | 904205.0 |
| 1951 | | | | | | | | | | | | | 7 | 36 | 17 | 16 | 31 | 23 | 32 | 16 | 18 | 21 | 21 | 22 | 34 | 17 | 18 | 21 | 15 | | | | | | | 678833.0 |
| 1952 | | | | | | | | | 6 | 15 | 12 | 3 | 4 | 17 | 5 | 15 | 9 | 11 | 15 | 2 | 10 | 15 | 41 | 25 | 20 | 31 | 35 | 33 | 34 | 8 | | | | | | 804344.0 |
| 1953 | | | | | | | 15 | 18 | 19 | 31 | 17 | 11 | 26 | 34 | 18 | 24 | 21 | 12 | 46 | 25 | 34 | 3 | 3 | 3 | 4 | 1 | | | | | | | | | | 387234.0 |
| 1954 | | 3 | | 1 | | 2 | 24 | 15 | 28 | 23 | 24 | 18 | 15 | 32 | 10 | 13 | 17 | 11 | 41 | 13 | 13 | 6 | 5 | 7 | 7 | 11 | 12 | 10 | 4 | | | | | | | 442211.0 |
| 1955 | | | | | | | | | 9 | 15 | 18 | 10 | 7 | 10 | 8 | 17 | 4 | 4 | 19 | 12 | 53 | 25 | 19 | 24 | 30 | 20 | 9 | 13 | 13 | 7 | 8 | 11 | | | | 727015.0 |
| 1956 | | | | | | | 5 | 13 | 8 | 6 | 15 | 11 | 16 | 34 | 27 | 44 | 39 | 15 | 46 | 16 | 12 | 4 | 4 | 4 | 9 | 7 | 5 | 2 | 8 | 7 | 9 | | | | | 506719.0 |
| 1957 | | | | | | | 4 | 41 | 12 | 29 | 36 | 15 | 13 | 12 | 43 | 22 | 14 | 9 | 23 | 12 | 14 | 8 | 13 | 24 | 5 | 4 | 1 | 3 | 1 | 7 | | | | | | 433119.0 |
| 1958 | | | | | | | | | 1 | 13 | 2 | 1 | 12 | 16 | 29 | 15 | 23 | 22 | 47 | 37 | 51 | 22 | 19 | 11 | 12 | 13 | 5 | 14 | | | | | | | | 574124.0 |
| 1959 | | | | | | 1 | 9 | 10 | 7 | 3 | 29 | 17 | 23 | 17 | 30 | 19 | 22 | 15 | 28 | 5 | 10 | 12 | 11 | 10 | 5 | 8 | 8 | 20 | 19 | 11 | 12 | 4 | | | | 617746.0 |
| 1960 | | | | | | | | | | 1 | 13 | 11 | 10 | 20 | 17 | 12 | 8 | 20 | 22 | 59 | 33 | 29 | 21 | 11 | 19 | 18 | 10 | 15 | 17 | | | | | | | 714110.0 |
| 1961 | | | | | | | | 10 | 17 | 13 | 8 | 21 | 36 | 17 | 43 | 26 | 17 | 4 | 23 | 14 | 31 | 15 | 13 | 7 | 6 | 6 | 16 | 2 | 7 | 4 | 9 | | | | | 526284.0 |
| 1962 | | | | | | | | 22 | 9 | 13 | 10 | 8 | 5 | 15 | 13 | 8 | 10 | 40 | 67 | 31 | 36 | 21 | 8 | 8 | 4 | 3 | 3 | 4 | 5 | 9 | 7 | 6 | | | | 565975.0 |
| 1963 | | | | 6 | 6 | 3 | 17 | 36 | 11 | 21 | 25 | 39 | 40 | 34 | 14 | 20 | 24 | 10 | 16 | 3 | 2 | 4 | 6 | 4 | 5 | 5 | 6 | 8 | | | | | | | | 356975.0 |
| 1964 | | | | | | 18 | 33 | 47 | 35 | 25 | 27 | 34 | 11 | 17 | 23 | 20 | 17 | 8 | 20 | 4 | 11 | 3 | 3 | | | | | | | | | | | | | 283825.0 |
| 1965 | | | | | | | | 23 | 14 | 40 | 10 | 35 | 16 | 13 | 17 | 14 | 16 | 10 | 24 | 3 | 19 | 8 | 10 | 12 | 10 | 13 | 18 | 30 | 10 | | | | | | | 543630.0 |
| 1966 | | | | | | | | | | 25 | 9 | 15 | 13 | 9 | 18 | 15 | 28 | 16 | 36 | 23 | 24 | 22 | 19 | 19 | 14 | 6 | 7 | 11 | 18 | 18 | | | | | | 633490.0 |
| 1967 | | | | | | | | 17 | 35 | 30 | 15 | 4 | 9 | 9 | 4 | 6 | 8 | 20 | 14 | 29 | 26 | 19 | 8 | 11 | 11 | 6 | 13 | 15 | 38 | 16 | 2 | | | | | 717305.0 |
| 1968 | | | | | | | | | 10 | 5 | | 2 | 12 | 23 | 20 | 21 | 15 | 55 | 28 | 28 | 17 | 15 | 17 | 11 | 21 | 20 | 15 | 8 | 5 | 7 | 11 | | | | | 705573.0 |
| 1969 | | | | | | | | | | 26 | 7 | 5 | 43 | 13 | 5 | 4 | 7 | 36 | 30 | 35 | 25 | 23 | 17 | 10 | 22 | 16 | 22 | 7 | 10 | 2 | | | | | | 666125.0 |
| 1970 | | | | | | | | | 2 | 8 | 8 | 22 | 18 | 9 | 14 | 34 | 38 | 63 | 11 | 26 | 22 | 13 | 9 | 8 | 12 | 7 | 9 | 23 | 9 | | | | | | | 616052.0 |
| 1971 | | | | | | | | 4 | 11 | 11 | 14 | 19 | 15 | 14 | 24 | 16 | 15 | 29 | 39 | 19 | 48 | 23 | 15 | 17 | 13 | 6 | 7 | 6 | | | | | | | | 521253.0 |
| 1972 | | | | | | | | | 2 | 29 | 15 | 10 | 15 | 8 | 4 | 21 | 14 | 25 | 32 | 18 | 19 | 16 | 23 | 21 | 14 | 25 | 19 | 11 | 12 | 13 | | | | | | 652415.0 |
| 1973 | | | | | | | | | | 6 | 17 | 6 | 7 | 9 | 5 | 9 | 7 | 11 | 4 | 8 | 12 | 9 | 18 | 14 | 30 | 42 | 61 | 43 | 26 | 11 | 10 | | | | | 991291.0 |

| CLASS | CFS | TOTAL | ACCUM | PERCT | CLASS | CFS | TOTAL | ACCUM | PERCT | CLASS | CFS | TOTAL | ACCUM | PERCT | CLASS | CFS | TOTAL | ACCUM | PERCT |
|---|---|---|---|---|---|---|---|---|---|---|---|---|---|---|---|---|---|---|---|
| 0 | 0.00 | 0 | 18263 | 100.0 | 9 | 560.00 | 869 | 16990 | 93.0 | 18 | 1300.0 | 1508 | 8839 | 48.4 | 27 | 3200 | 555 | 1778 | 9.7 |
| 1 | 260.00 | 3 | 18263 | 100.0 | 10 | 620.00 | 886 | 16121 | 88.3 | 19 | 1500.0 | 674 | 7331 | 40.1 | 28 | 3500 | 551 | 1223 | 6.6 |
| 2 | 290.00 | 0 | 18260 | 100.0 | 11 | 680.00 | 823 | 15235 | 83.4 | 20 | 1600.0 | 1131 | 6657 | 36.5 | 29 | 3900 | 401 | 672 | 3.6 |
| 3 | 320.00 | 16 | 18260 | 100.0 | 12 | 750.00 | 1014 | 14412 | 78.9 | 21 | 1800.0 | 803 | 5526 | 30.3 | 30 | 4300 | 143 | 271 | 1.4 |
| 4 | 350.00 | 27 | 18244 | 99.9 | 13 | 830.00 | 942 | 13398 | 73.4 | 22 | 2000.0 | 665 | 4723 | 25.9 | 31 | 4700 | 89 | 128 | .7 |
| 5 | 380.00 | 66 | 18217 | 99.7 | 14 | 910.00 | 972 | 12456 | 68.2 | 23 | 2200.0 | 609 | 4058 | 22.2 | 32 | 5200 | 20 | 39 | .2 |
| 6 | 420.00 | 176 | 18151 | 99.4 | 15 | 1000.00 | 1019 | 11484 | 62.9 | 24 | 2400.0 | 486 | 3449 | 18.9 | 33 | 5700 | 18 | 19 | .1 |
| 7 | 460.00 | 417 | 17975 | 98.4 | 16 | 1100.00 | 880 | 10465 | 57.3 | 25 | 2600.0 | 606 | 2963 | 16.2 | 34 | 6300 | 1 | 1 | |
| 8 | 510.00 | 568 | 17558 | 96.1 | 17 | 1200.00 | 746 | 9585 | 52.5 | 26 | 2900.0 | 579 | 2357 | 12.9 | | | | | |

LOWEST MEAN DISCHARGE, IN CFS, AND RANKING, FOR THE FOLLOWING NUMBER OF CONSECUTIVE DAYS IN YEAR ENDING MARCH 31

| YEAR | 1 | 3 | 7 | 14 | 30 | 60 | 90 | 120 | 183 | ANNUAL |
|---|---|---|---|---|---|---|---|---|---|---|
| 1924 | 530.00 23 | 530.00 23 | 533.00 21 | 548.00 20 | 564.00 20 | 602.00 20 | 666.00 21 | 674.00 18 | 834.00 22 | 1510.00 25 |
| 1925 | 564.00 32 | 569.00 30 | 589.00 33 | 622.00 33 | 637.00 31 | 649.00 25 | 678.00 23 | 714.00 22 | 805.00 20 | 1500.00 24 |
| 1926 | 491.00 17 | 491.00 15 | 492.00 15 | 494.00 12 | 503.00 11 | 513.00 10 | 533.00 8 | 548.00 5 | 587.00 6 | 1020.00 4 |
| 1927 | 595.00 35 | 610.00 36 | 624.00 37 | 637.00 35 | 671.00 37 | 688.00 31 | 793.00 31 | 1040.00 42 | 1160.00 37 | 1670.00 31 |
| 1928 | 553.00 30 | 579.00 34 | 599.00 34 | 605.00 31 | 631.00 30 | 693.00 32 | 834.00 35 | 1030.00 41 | 1450.00 46 | 2320.00 48 |
| 1929 | 634.00 40 | 649.00 40 | 658.00 40 | 668.00 39 | 741.00 39 | 769.00 38 | 825.00 34 | 853.00 30 | 937.00 28 | 1590.00 27 |
| 1930 | 609.00 37 | 618.00 37 | 620.00 35 | 633.00 34 | 650.00 32 | 697.00 33 | 854.00 36 | 955.00 37 | 1200.00 41 | 2270.00 47 |
| 1931 | 542.00 27 | 542.00 24 | 544.00 24 | 551.00 21 | 556.00 18 | 565.00 16 | 573.00 11 | 579.00 9 | 645.00 9 | 987.00 3 |
| 1932 | 570.00 33 | 576.00 32 | 580.00 30 | 595.00 30 | 600.00 26 | 629.00 23 | 661.00 20 | 744.00 24 | 920.00 26 | 1400.00 20 |
| 1933 | 522.00 22 | 522.00 21 | 522.00 20 | 527.00 18 | 544.00 16 | 570.00 17 | 626.00 18 | 710.00 21 | 819.00 21 | 1310.00 15 |
| 1934 | 545.00 28 | 553.00 28 | 569.00 28 | 589.00 29 | 603.00 27 | 687.00 30 | 768.00 30 | 830.00 28 | 846.00 23 | 1400.00 21 |
| 1935 | 378.00 4 | 379.00 4 | 382.00 4 | 387.00 3 | 408.00 3 | 457.00 3 | 519.00 6 | 587.00 11 | 693.00 10 | 1170.00 10 |
| 1936 | 490.00 16 | 493.00 17 | 516.00 18 | 561.00 24 | 650.00 33 | 675.00 28 | 730.00 26 | 797.00 26 | 901.00 25 | 1350.00 17 |
| 1937 | 422.00 7 | 422.00 6 | 429.00 6 | 435.00 5 | 453.00 6 | 492.00 8 | 519.00 7 | 567.00 6 | 798.00 19 | 1220.00 13 |
| 1938 | 623.00 39 | 623.00 39 | 636.00 39 | 673.00 40 | 696.00 38 | 724.00 36 | 754.00 29 | 809.00 27 | 864.00 24 | 1400.00 22 |
| 1939 | 743.00 46 | 743.00 46 | 751.00 44 | 771.00 43 | 822.00 44 | 850.00 41 | 886.00 40 | 952.00 35 | 998.00 30 | 1650.00 30 |
| 1940 | 430.00 8 | 433.00 8 | 440.00 8 | 447.00 8 | 460.00 8 | 505.00 9 | 554.00 9 | 567.00 7 | 565.00 1 | 1070.00 5 |
| 1941 | 494.00 18 | 494.00 18 | 497.00 16 | 507.00 15 | 546.00 17 | 548.00 14 | 569.00 10 | 607.00 13 | 709.00 11 | 1100.00 6 |
| 1942 | 333.00 3 | 334.00 3 | 337.00 2 | 344.00 1 | 356.00 1 | 381.00 1 | 448.00 1 | 573.00 8 | 751.00 16 | 1380.00 18 |
| 1943 | 691.00 42 | 696.00 42 | 721.00 41 | 733.00 41 | 751.00 41 | 826.00 40 | 862.00 38 | 897.00 33 | 1010.00 31 | 1680.00 32 |
| 1944 | 640.00 41 | 673.00 41 | 739.00 43 | 786.00 45 | 818.00 43 | 869.00 42 | 947.00 43 | 1080.00 44 | 1180.00 39 | 1960.00 43 |
| 1945 | 430.00 9 | 437.00 9 | 461.00 11 | 496.00 13 | 519.00 14 | 542.00 13 | 576.00 14 | 584.00 10 | 578.00 4 | 1330.00 16 |
| 1946 | 540.00 25 | 553.00 29 | 566.00 27 | 642.00 37 | 745.00 40 | 998.00 47 | 1070.00 46 | 1130.00 46 | 1160.00 38 | 1720.00 35 |
| 1947 | 485.00 14 | 485.00 14 | 490.00 14 | 496.00 14 | 505.00 13 | 533.00 11 | 574.00 12 | 639.00 15 | 749.00 14 | 1100.00 7 |
| 1948 | 715.00 43 | 725.00 43 | 730.00 42 | 750.00 42 | 813.00 42 | 919.00 45 | 940.00 42 | 955.00 36 | 1080.00 35 | 1730.00 36 |
| 1949 | 505.00 19 | 505.00 19 | 516.00 19 | 522.00 17 | 528.00 15 | 540.00 12 | 577.00 15 | 602.00 12 | 748.00 13 | 1620.00 29 |
| 1950 | 445.00 11 | 455.00 12 | 466.00 12 | 485.00 11 | 503.00 12 | 551.00 15 | 590.00 16 | 634.00 14 | 779.00 18 | 1730.00 37 |
| 1951 | 782.00 48 | 788.00 48 | 800.00 47 | 819.00 46 | 842.00 46 | 891.00 43 | 930.00 41 | 1010.00 40 | 1290.00 43 | 2170.00 46 |
| 1952 | 940.00 50 | 940.00 50 | 965.00 50 | 1030.00 50 | 1050.00 50 | 1110.00 48 | 1270.00 49 | 1530.00 49 | 1760.00 49 | 2350.00 49 |
| 1953 | 540.00 26 | 545.00 25 | 546.00 25 | 552.00 22 | 563.00 19 | 578.00 18 | 602.00 17 | 652.00 17 | 750.00 15 | 1380.00 19 |
| 1954 | 260.00 1 | 260.00 1 | 350.00 3 | 441.00 6 | 446.00 5 | 456.00 2 | 474.00 2 | 501.00 1 | 572.00 3 | 970.00 2 |
| 1955 | 572.00 34 | 572.00 31 | 580.00 31 | 609.00 32 | 670.00 36 | 812.00 39 | 951.00 44 | 1050.00 43 | 1500.00 48 | 2120.00 45 |
| 1956 | 510.00 20 | 520.00 20 | 540.00 23 | 569.00 26 | 630.00 29 | 656.00 27 | 750.00 28 | 865.00 31 | 928.00 27 | 1300.00 14 |
| 1957 | 435.00 10 | 445.00 10 | 450.00 9 | 453.00 9 | 459.00 7 | 471.00 4 | 495.00 3 | 523.00 4 | 586.00 5 | 1110.00 8 |
| 1958 | 555.00 31 | 577.00 33 | 583.00 32 | 586.00 28 | 621.00 28 | 698.00 34 | 811.00 32 | 993.00 38 | 1250.00 42 | 1680.00 33 |
| 1959 | 621.00 38 | 621.00 38 | 635.00 38 | 642.00 38 | 655.00 35 | 753.00 37 | 855.00 37 | 881.00 32 | 1070.00 33 | 1610.00 28 |
| 1960 | 405.00 5 | 425.00 7 | 431.00 7 | 441.00 7 | 488.00 10 | 654.00 26 | 816.00 33 | 919.00 34 | 1200.00 40 | 1850.00 40 |
| 1961 | 460.00 13 | 467.00 13 | 484.00 13 | 508.00 16 | 578.00 22 | 603.00 21 | 713.00 25 | 725.00 23 | 753.00 17 | 1450.00 23 |
| 1962 | 720.00 44 | 742.00 45 | 781.00 46 | 831.00 47 | 967.00 48 | 1160.00 49 | 1150.00 48 | 1250.00 47 | 1340.00 44 | 1830.00 38 |
| 1963 | 330.00 2 | 330.00 2 | 336.00 1 | 354.00 2 | 405.00 2 | 478.00 6 | 575.00 13 | 640.00 16 | 635.00 7 | 1110.00 9 |
| 1964 | 455.00 12 | 455.00 11 | 455.00 10 | 455.00 10 | 462.00 9 | 476.00 5 | 499.00 4 | 507.00 2 | 571.00 2 | 816.00 1 |
| 1965 | 405.00 6 | 405.00 5 | 405.00 5 | 405.00 4 | 436.00 4 | 479.00 7 | 510.00 5 | 517.00 3 | 635.00 8 | 1190.00 11 |
| 1966 | 535.00 24 | 545.00 26 | 574.00 29 | 582.00 27 | 596.00 25 | 681.00 29 | 736.00 27 | 847.00 29 | 1090.00 36 | 1680.00 34 |
| 1967 | 545.00 29 | 549.00 27 | 557.00 26 | 561.00 25 | 584.00 23 | 587.00 19 | 639.00 19 | 689.00 19 | 953.00 29 | 1830.00 39 |
| 1968 | 520.00 21 | 526.00 22 | 539.00 22 | 558.00 23 | 596.00 24 | 617.00 22 | 668.00 22 | 761.00 25 | 1020.00 32 | 1960.00 44 |
| 1969 | 824.00 49 | 832.00 49 | 847.00 49 | 854.00 48 | 862.00 47 | 908.00 44 | 983.00 45 | 1100.00 45 | 1350.00 45 | 1860.00 41 |
| 1970 | 598.00 36 | 608.00 35 | 623.00 36 | 640.00 36 | 650.00 34 | 722.00 35 | 884.00 39 | 997.00 39 | 1080.00 34 | 1530.00 26 |
| 1971 | 728.00 45 | 737.00 44 | 756.00 45 | 782.00 44 | 825.00 45 | 973.00 46 | 1120.00 47 | 1320.00 48 | 1460.00 47 | 1950.00 42 |
| 1972 | 490.00 15 | 492.00 16 | 507.00 17 | 542.00 19 | 569.00 21 | 634.00 24 | 707.00 24 | 695.00 20 | 738.00 12 | 1200.00 12 |
| 1973 | 767.00 47 | 774.00 47 | 814.00 48 | 898.00 49 | 1040.00 49 | 1400.00 50 | 1460.00 50 | 1590.00 50 | 2160.00 50 | 2760.00 50 |

HIGHEST MEAN DISCHARGE, IN CFS, AND RANKING, FOR THE FOLLOWING NUMBER OF CONSECUTIVE DAYS IN YEAR ENDING SEPTEMBER 30

| YEAR | 1 | 3 | 7 | 15 | 30 | 60 | 90 | 120 | 183 | ANNUAL |
|---|---|---|---|---|---|---|---|---|---|---|
| 1924 | 4000.0 28 | 3980.0 28 | 3960.0 26 | 3850.0 23 | 3350.0 27 | 2820.0 29 | 2580.0 30 | 2660.0 21 | 2490.0 15 | 1900.0 11 |
| 1925 | 3420.0 42 | 3380.0 43 | 3260.0 44 | 2870.0 45 | 2290.0 45 | 1920.0 45 | 1670.0 45 | 1500.0 46 | 1280.0 46 | 936.0 46 |
| 1926 | 4510.0 15 | 4370.0 17 | 4270.0 16 | 4040.0 17 | 3510.0 26 | 3020.0 22 | 2610.0 29 | 2380.0 30 | 2040.0 31 | 1440.0 33 |
| 1927 | 4120.0 24 | 4100.0 24 | 4030.0 24 | 3970.0 19 | 3540.0 25 | 3350.0 12 | 3190.0 11 | 3000.0 10 | 2630.0 9 | 1880.0 12 |
| 1928 | 5540.0 3 | 5500.0 3 | 5240.0 3 | 4930.0 4 | 4530.0 4 | 4110.0 3 | 3580.0 5 | 3230.0 4 | 2800.0 7 | 1960.0 8 |
| 1929 | 5110.0 4 | 5060.0 4 | 5040.0 4 | 4960.0 3 | 4730.0 3 | 4550.0 2 | 4110.0 2 | 3670.0 2 | 3200.0 3 | 2130.0 5 |
| 1930 | 4290.0 18 | 4200.0 21 | 4130.0 18 | 3870.0 20 | 3630.0 19 | 3300.0 14 | 3100.0 13 | 2900.0 12 | 2590.0 10 | 1720.0 18 |
| 1931 | 1920.0 50 | 1870.0 50 | 1720.0 50 | 1600.0 49 | 1470.0 49 | 1470.0 47 | 1440.0 47 | 1330.0 47 | 1120.0 48 | 900.0 47 |
| 1932 | 3490.0 39 | 3450.0 40 | 3390.0 39 | 3010.0 42 | 2340.0 44 | 2120.0 42 | 2160.0 38 | 2090.0 36 | 1980.0 32 | 1420.0 36 |
| 1933 | 4480.0 16 | 4430.0 14 | 4350.0 15 | 4190.0 14 | 3850.0 11 | 3790.0 9 | 3340.0 9 | 2920.0 11 | 2570.0 11 | 1730.0 17 |
| 1934 | 2350.0 47 | 2330.0 47 | 2220.0 47 | 1920.0 47 | 1560.0 48 | 1210.0 50 | 1080.0 50 | 1030.0 50 | 988.0 50 | 854.0 49 |
| 1935 | 3480.0 40 | 3440.0 41 | 3330.0 42 | 3050.0 41 | 2850.0 36 | 2470.0 36 | 2410.0 32 | 2340.0 31 | 2090.0 29 | 1510.0 29 |
| 1936 | 3700.0 32 | 3630.0 33 | 3420.0 37 | 3000.0 43 | 2400.0 43 | 1970.0 44 | 1900.0 43 | 1630.0 43 | 1440.0 42 | 1060.0 42 |
| 1937 | 3530.0 37 | 3490.0 38 | 3420.0 38 | 3170.0 38 | 2690.0 40 | 2180.0 40 | 1980.0 41 | 2070.0 38 | 1870.0 36 | 1430.0 34 |
| 1938 | 3670.0 33 | 3670.0 32 | 3640.0 32 | 3450.0 31 | 3030.0 31 | 2910.0 27 | 2690.0 27 | 2460.0 27 | 2180.0 26 | 1590.0 24 |
| 1939 | 4020.0 27 | 4000.0 25 | 3950.0 27 | 3800.0 25 | 3720.0 15 | 3240.0 17 | 3080.0 15 | 2670.0 19 | 2240.0 23 | 1540.0 27 |
| 1940 | 3600.0 35 | 3600.0 34 | 3520.0 33 | 3310.0 34 | 2710.0 39 | 2210.0 39 | 1920.0 42 | 1740.0 42 | 1390.0 44 | 973.0 45 |
| 1941 | 2100.0 48 | 2050.0 48 | 1880.0 48 | 1560.0 50 | 1370.0 50 | 1260.0 49 | 1210.0 49 | 1170.0 48 | 1140.0 47 | 873.0 48 |
| 1942 | 4260.0 20 | 4230.0 20 | 4100.0 20 | 4060.0 16 | 3810.0 13 | 3330.0 13 | 3140.0 12 | 2730.0 17 | 2290.0 20 | 1670.0 21 |
| 1943 | 6300.0 1 | 6260.0 1 | 6190.0 1 | 5920.0 1 | 5250.0 2 | 3980.0 5 | 3510.0 7 | 3230.0 5 | 2990.0 4 | 2230.0 3 |
| 1944 | 4610.0 12 | 4610.0 12 | 4610.0 12 | 4470.0 10 | 4180.0 9 | 3880.0 6 | 3470.0 8 | 3060.0 8 | 2340.0 19 | 1630.0 22 |
| 1945 | 3550.0 36 | 3520.0 36 | 3520.0 34 | 3310.0 35 | 2950.0 35 | 2490.0 35 | 2270.0 36 | 2110.0 35 | 1840.0 38 | 1250.0 39 |
| 1946 | 3200.0 45 | 3200.0 45 | 3150.0 45 | 2980.0 44 | 2810.0 37 | 2390.0 37 | 2330.0 34 | 2150.0 34 | 1930.0 33 | 1460.0 31 |
| 1947 | 3970.0 29 | 3890.0 29 | 3710.0 31 | 3520.0 29 | 3240.0 29 | 3170.0 18 | 2910.0 19 | 2550.0 24 | 2110.0 27 | 1520.0 28 |
| 1948 | 4420.0 17 | 4420.0 15 | 4400.0 13 | 4160.0 15 | 3630.0 20 | 3250.0 16 | 3090.0 14 | 2810.0 14 | 2270.0 21 | 1610.0 23 |
| 1949 | 3500.0 38 | 3500.0 37 | 3470.0 36 | 3330.0 33 | 2980.0 34 | 2630.0 33 | 2380.0 33 | 2200.0 33 | 1930.0 34 | 1320.0 38 |
| 1950 | 5910.0 2 | 5910.0 2 | 5840.0 2 | 5720.0 2 | 5340.0 1 | 4710.0 1 | 4350.0 1 | 4200.0 1 | 3700.0 1 | 2480.0 2 |

KANKAKEE RIVER AT SHELBY, IND. (Continued)

HIGHEST MEAN DISCHARGE, IN CFS, AND RANKING, FOR THE FOLLOWING NUMBER OF CONSECUTIVE DAYS IN YEAR ENDING SEPTEMBER 30

| YEAR | 1 | 3 | 7 | 15 | 30 | 60 | 90 | 120 | 183 | ANNUAL |
|---|---|---|---|---|---|---|---|---|---|---|
| 1951 | 3790.0 30 | 3790.0 30 | 3730.0 29 | 3460.0 30 | 3000.0 32 | 2800.0 30 | 2760.0 23 | 2630.0 22 | 2400.0 18 | 1860.0 13 |
| 1952 | 4090.0 25 | 3990.0 26 | 3980.0 25 | 3830.0 24 | 3630.0 21 | 3270.0 15 | 3200.0 10 | 3050.0 9 | 2900.0 6 | 2200.0 4 |
| 1953 | 2650.0 46 | 2590.0 46 | 2490.0 46 | 2230.0 46 | 1950.0 46 | 1760.0 46 | 1660.0 46 | 1580.0 44 | 1440.0 43 | 1060.0 43 |
| 1954 | 3620.0 34 | 3600.0 35 | 3520.0 35 | 3270.0 36 | 3090.0 30 | 2690.0 32 | 2300.0 35 | 2080.0 37 | 1770.0 40 | 1210.0 40 |
| 1955 | 5030.0 7 | 4980.0 8 | 4890.0 7 | 4780.0 5 | 4440.0 5 | 3460.0 10 | 3040.0 16 | 2890.0 13 | 2720.0 8 | 1990.0 6 |
| 1956 | 4540.0 14 | 4440.0 13 | 4380.0 14 | 4240.0 13 | 3850.0 12 | 2740.0 31 | 2430.0 31 | 2280.0 32 | 1860.0 37 | 1380.0 37 |
| 1957 | 4240.0 21 | 4240.0 19 | 4130.0 19 | 3580.0 28 | 2990.0 33 | 2510.0 34 | 2210.0 37 | 2060.0 39 | 1700.0 41 | 1190.0 41 |
| 1958 | 3410.0 43 | 3390.0 42 | 3350.0 40 | 3170.0 37 | 2610.0 42 | 2160.0 41 | 2060.0 39 | 1970.0 40 | 1820.0 39 | 1570.0 25 |
| 1959 | 5100.0 5 | 5030.0 5 | 4760.0 8 | 4630.0 7 | 4260.0 7 | 3860.0 7 | 3570.0 6 | 3160.0 7 | 2540.0 12 | 1690.0 19 |
| 1960 | 4160.0 23 | 4110.0 23 | 4070.0 23 | 3850.0 21 | 3720.0 16 | 2930.0 26 | 2920.0 18 | 2800.0 15 | 2510.0 13 | 1950.0 9 |
| 1961 | 4640.0 11 | 4640.0 11 | 4640.0 10 | 4360.0 12 | 3750.0 14 | 3000.0 23 | 2720.0 24 | 2450.0 28 | 2050.0 30 | 1440.0 32 |
| 1962 | 4840.0 9 | 4770.0 9 | 4740.0 9 | 4570.0 8 | 4170.0 10 | 3160.0 19 | 2670.0 28 | 2410.0 29 | 2110.0 28 | 1550.0 26 |
| 1963 | 3340.0 44 | 3340.0 44 | 3310.0 43 | 3160.0 39 | 2800.0 38 | 2040.0 43 | 1750.0 44 | 1530.0 45 | 1320.0 45 | 978.0 44 |
| 1964 | 2100.0 49 | 2030.0 49 | 1860.0 49 | 1770.0 48 | 1570.0 47 | 1390.0 48 | 1240.0 48 | 1140.0 49 | 1030.0 49 | 775.0 50 |
| 1965 | 3760.0 31 | 3760.0 31 | 3710.0 30 | 3350.0 32 | 3330.0 28 | 3090.0 21 | 2900.0 20 | 2680.0 18 | 2190.0 25 | 1490.0 30 |
| 1966 | 4270.0 19 | 4270.0 18 | 4210.0 17 | 4020.0 18 | 3710.0 17 | 2970.0 24 | 2690.0 25 | 2500.0 25 | 2420.0 16 | 1740.0 16 |
| 1967 | 4760.0 10 | 4720.0 10 | 4610.0 11 | 4440.0 11 | 4370.0 6 | 4080.0 4 | 3600.0 4 | 3220.0 6 | 2980.0 5 | 1970.0 7 |
| 1968 | 5010.0 8 | 4990.0 7 | 4930.0 6 | 4520.0 9 | 3600.0 22 | 2970.0 25 | 2900.0 21 | 2660.0 20 | 2400.0 17 | 1930.0 10 |
| 1969 | 4590.0 13 | 4400.0 16 | 4090.0 21 | 3850.0 22 | 3650.0 18 | 2880.0 28 | 2690.0 26 | 2760.0 16 | 2500.0 14 | 1830.0 14 |
| 1970 | 4020.0 26 | 3990.0 27 | 3910.0 28 | 3740.0 27 | 3600.0 23 | 3370.0 11 | 2940.0 17 | 2580.0 23 | 2210.0 24 | 1690.0 20 |
| 1971 | 3480.0 41 | 3460.0 39 | 3340.0 41 | 3070.0 40 | 2620.0 41 | 2390.0 38 | 2060.0 40 | 1870.0 41 | 1870.0 35 | 1430.0 35 |
| 1972 | 4210.0 22 | 4190.0 22 | 4070.0 22 | 3770.0 26 | 3560.0 24 | 3160.0 20 | 2800.0 22 | 2460.0 26 | 2260.0 22 | 1780.0 15 |
| 1973 | 5040.0 6 | 5020.0 6 | 4980.0 5 | 4730.0 6 | 4200.0 8 | 3820.0 8 | 3710.0 3 | 3560.0 3 | 3480.0 2 | 2720.0 1 |

STATISTICS ON NORMAL MONTHLY MEANS(ALL DAYS)

| OCT | NOV | DEC | JAN | FEB | MARCH | APRIL | MAY | JUNE | JULY | AUG | SEPT |
|---|---|---|---|---|---|---|---|---|---|---|---|

BY ROWS(MEAN,VARIANCE,STANDARD DEVIATION, SKEWNESS, COEFF. OF VARIATION,PERCENTAGE OF AVERAGE FLOW)

| | | | | | | | | | | | |
|---|---|---|---|---|---|---|---|---|---|---|---|
| 0.9925E+03 | 0.1225E+04 | 0.1448E+04 | 0.1737E+04 | 0.1892E+04 | 0.2314E+04 | 0.2588E+04 | 0.2215E+04 | 0.1613E+04 | 0.1173E+04 | 0.8724E+03 | 0.7783E+03 |
| 0.3488E+06 | 0.4236E+06 | 0.6323E+06 | 0.8966E+06 | 0.6953E+06 | 0.5479E+06 | 0.9192E+06 | 0.8812E+06 | 0.3780E+06 | 0.1936E+06 | 0.1041E+06 | 0.1114E+06 |
| 0.5906E+03 | 0.6509E+03 | 0.7952E+03 | 0.9469E+03 | 0.8339E+03 | 0.7402E+03 | 0.9588E+03 | 0.9387E+03 | 0.6148E+03 | 0.4400E+03 | 0.3227E+03 | 0.3337E+03 |
| 0.2663E+01 | 0.1684E+01 | 0.1709E+01 | 0.7378E+00 | 0.3341E+00 | -0.1581E+00 | 0.5128E+00 | 0.4824E+00 | 0.7231E+00 | 0.1146E+01 | 0.1180E+01 | 0.2009E+01 |
| 0.5950E+00 | 0.5313E+00 | 0.5493E+00 | 0.5450E+00 | 0.4406E+00 | 0.3199E+00 | 0.3704E+00 | 0.4239E+00 | 0.3812E+00 | 0.3750E+00 | 0.3698E+00 | 0.4288E+00 |
| 0.5266E+01 | 0.6499E+01 | 0.7681E+01 | 0.9217E+01 | 0.1004E+02 | 0.1228E+02 | 0.1373E+02 | 0.1175E+02 | 0.8556E+01 | 0.6225E+01 | 0.4629E+01 | 0.4129E+01 |

STATISTICS ON NORMAL ANNUAL MEANS(ALL DAYS)

| MEAN | VARIANCE | STANDARD DEVIATION | SKEWNESS | COEFF. OF VARIATION | SERIAL CORR |
|---|---|---|---|---|---|
| 0.1568E+04 | 0.1809E+06 | 0.4253E+03 | 0.2255E+00 | 0.2712E+00 | 0.2109E+00 |

STATISTICS ON LOG MONTHLY MEANS(ALL DAYS)

| OCT | NOV | DEC | JAN | FEB | MARCH | APRIL | MAY | JUNE | JULY | AUG | SEPT |
|---|---|---|---|---|---|---|---|---|---|---|---|

BY ROWS(MEAN,VARIANCE,STANDARD DEVIATION, SKEWNESS, COEFF. OF VARIATION,PERCENTAGE OF AVERAGE FLOW)

| | | | | | | | | | | | |
|---|---|---|---|---|---|---|---|---|---|---|---|
| 0.2947E+01 | 0.3038E+01 | 0.3108E+01 | 0.3174E+01 | 0.3230E+01 | 0.3338E+01 | 0.3383E+01 | 0.3305E+01 | 0.3176E+01 | 0.3041E+01 | 0.2915E+01 | 0.2861E+01 |
| 0.3794E-01 | 0.4203E-01 | 0.4424E-01 | 0.6117E-01 | 0.4598E-01 | 0.2586E-01 | 0.2752E-01 | 0.3699E-01 | 0.2936E-01 | 0.2485E-01 | 0.2179E-01 | 0.2458E-01 |
| 0.1948E+00 | 0.2050E+00 | 0.2103E+00 | 0.2473E+00 | 0.2144E+00 | 0.1608E+00 | 0.1659E+00 | 0.1923E+00 | 0.1714E+00 | 0.1576E+00 | 0.1476E+00 | 0.1568E+00 |
| 0.1059E+01 | 0.3925E+00 | 0.4403E+00 | -0.1368E+00 | -0.5697E+00 | -0.9161E+00 | -0.1523E+00 | -0.1817E+00 | -0.3537E+00 | -0.3555E-01 | 0.4760E+00 | 0.8403E+00 |
| 0.6610E-01 | 0.6748E-01 | 0.6768E-01 | 0.7792E-01 | 0.6639E-01 | 0.4817E-01 | 0.4904E-01 | 0.5819E-01 | 0.5396E-01 | 0.5183E-01 | 0.5064E-01 | 0.5481E-01 |
| 0.7855E+01 | 0.8098E+01 | 0.8284E+01 | 0.8461E+01 | 0.8609E+01 | 0.8898E+01 | 0.9017E+01 | 0.8810E+01 | 0.8465E+01 | 0.8107E+01 | 0.7770E+01 | 0.7625E+01 |

STATISTICS ON LOG ANNUAL MEANS(ALL DAYS)

| MEAN | VARIANCE | STANDARD DEVIATION | SKEWNESS | COEFF. OF VARIATION | SERIAL CORR |
|---|---|---|---|---|---|
| 0.3179E+01 | 0.1553E-01 | 0.1246E+00 | -0.5012E+00 | 0.3920E-01 | 0.1987E+00 |

ANNUAL PEAKS

| | | | | | |
|---|---|---|---|---|---|
| 1923 | 3360 | 1940 | 3600 | 1957 | 4240 |
| 1924 | 4000 | 1941 | 2150 | 1958 | 3480 |
| 1925 | 3420 | 1942 | 4260 | 1959 | 5100 |
| 1926 | 4630 | 1943 | 6350 | 1960 | 4160 |
| 1927 | 4120 | 1944 | 4820 | 1961 | 4640 |
| 1928 | 7200 | 1945 | 3550 | 1962 | 4840 |
| 1929 | 5110 | 1946 | 3200 | 1963 | 3410 |
| 1930 | 4270 | 1947 | 3970 | 1964 | 2200 |
| 1931 | 1920 | 1948 | 4420 | 1965 | 3760 |
| 1932 | 3490 | 1949 | 3500 | 1966 | 4270 |
| 1933 | 4480 | 1950 | 5910 | 1967 | 4770 |
| 1934 | 2350 | 1951 | 3890 | 1968 | 5020 |
| 1935 | 3480 | 1952 | 4200 | 1969 | 4770 |
| 1936 | 3700 | 1953 | 2650 | 1970 | 4030 |
| 1937 | 3530 | 1954 | 3620 | 1971 | 3590 |
| 1938 | 3670 | 1955 | 5040 | 1972 | 4220 |
| 1939 | 4020 | 1956 | 4540 | 1973 | 5060 |

05518500 Singleton ditch near Hebron, Ind.

LOCATION.--Lat 41°17'22", long 87°14'54", on line between secs. 20 and 29, T.33 N., R.7 W., at State Highway 2 bridge, 3.2 miles (5.1 km) southwest of Hebron.

DRAINAGE AREA.--34.0 mi² (88.1 km²).

DURATION TABLE OF DAILY DISCHARGE FOR YEAR ENDING SEPTEMBER 30

| CLASS | 0 | 1 | 2 | 3 | 4 | 5 | 6 | 7 | 8 | 9 | 10 | 11 | 12 | 13 | 14 | 15 | 16 | 17 | 18 | 19 | 20 | 21 | 22 | 23 | 24 | 25 | 26 | 27 | 28 | 29 | 30 | 31 | 32 | 33 | 34 | CFS_DAYS |
|---|---|---|---|---|---|---|---|---|---|---|---|---|---|---|---|---|---|---|---|---|---|---|---|---|---|---|---|---|---|---|---|---|---|---|---|---|
| YEAR | NUMBER OF DAYS IN CLASS | | | | | | | | | | | | | | | | | | | | | | | | | | | | | | | | | | | |
| 1950 | | 10 | 59 | 50 | 10 | 20 | 12 | 12 | 22 | 8 | 9 | 4 | 6 | 5 | 9 | 7 | 16 | 12 | 16 | 9 | 14 | 7 | 9 | 6 | 7 | 3 | 3 | 6 | 4 | 2 | 2 | 2 | 1 | 2 | 1 | 15226.9 |
| 1951 | | 2 | 15 | 40 | 29 | 31 | 14 | 22 | 21 | 18 | 12 | 26 | 14 | 17 | 19 | 13 | 9 | 11 | 5 | 11 | 4 | 4 | 4 | 3 | 5 | 3 | 4 | 2 | 3 | 2 | 1 | | | 1 | | 10868.5 |

| CLASS | CFS | TOTAL | ACCUM | PERCT | CLASS | CFS | TOTAL | ACCUM | PERCT | CLASS | CFS | TOTAL | ACCUM | PERCT | CLASS | CFS | TOTAL | ACCUM | PERCT |
|---|---|---|---|---|---|---|---|---|---|---|---|---|---|---|---|---|---|---|---|
| 0 | 0.00 | 0 | 730 | 100.0 | 9 | 13.00 | 26 | 361 | 49.5 | 18 | 47.0 | 21 | 146 | 20.0 | 27 | 180 | 8 | 29 | 3.9 |
| 1 | 3.90 | 12 | 730 | 100.0 | 10 | 15.00 | 21 | 335 | 45.9 | 19 | 55.0 | 20 | 125 | 17.1 | 28 | 210 | 7 | 21 | 2.8 |
| 2 | 4.50 | 74 | 718 | 98.4 | 11 | 17.00 | 30 | 314 | 43.0 | 20 | 63.0 | 18 | 105 | 14.4 | 29 | 240 | 4 | 14 | 1.9 |
| 3 | 5.20 | 90 | 644 | 88.2 | 12 | 20.00 | 20 | 284 | 38.9 | 21 | 74.0 | 11 | 87 | 11.9 | 30 | 280 | 3 | 10 | 1.3 |
| 4 | 6.10 | 39 | 554 | 75.9 | 13 | 23.00 | 22 | 264 | 36.2 | 22 | 85.0 | 13 | 76 | 10.4 | 31 | 320 | 2 | 7 | .9 |
| 5 | 7.00 | 51 | 515 | 70.5 | 14 | 26.00 | 28 | 242 | 33.2 | 23 | 99.0 | 9 | 63 | 8.6 | 32 | 370 | 1 | 5 | .6 |
| 6 | 8.10 | 26 | 464 | 63.6 | 15 | 30.00 | 20 | 214 | 29.3 | 24 | 110.0 | 12 | 54 | 7.4 | 33 | 430 | 3 | 4 | .5 |
| 7 | 9.40 | 34 | 438 | 60.0 | 16 | 35.00 | 25 | 194 | 26.6 | 25 | 130.0 | 6 | 42 | 5.8 | 34 | 500 | 1 | 1 | .1 |
| 8 | 11.00 | 43 | 404 | 55.3 | 17 | 41.00 | 23 | 169 | 23.2 | 26 | 150.0 | 7 | 36 | 4.9 | | | | | |

LOWEST MEAN DISCHARGE, IN CFS, AND RANKING, FOR THE FOLLOWING NUMBER OF CONSECUTIVE DAYS IN YEAR ENDING MARCH 31

| YEAR | 1 | | 3 | | 7 | | 14 | | 30 | | 60 | | 90 | | 120 | | 183 | | ANNUAL | |
|---|---|---|---|---|---|---|---|---|---|---|---|---|---|---|---|---|---|---|---|---|
| 1951 | 3.90 | 1 | 4.13 | 1 | 4.44 | 1 | 4.96 | 1 | 5.13 | 1 | 5.33 | 1 | 5.56 | 1 | 5.69 | 1 | 7.80 | 1 | 27.90 | 1 |

HIGHEST MEAN DISCHARGE, IN CFS AND RANKING, FOR THE FOLLOWING NUMBER OF CONSECUTIVE DAYS IN YEAR ENDING SEPTEMBER 30

| YEAR | 1 | | 3 | | 7 | | 15 | | 30 | | 60 | | 90 | | 120 | | 183 | | ANNUAL | |
|---|---|---|---|---|---|---|---|---|---|---|---|---|---|---|---|---|---|---|---|---|
| 1950 | 568.0 | 1 | 331.0 | 1 | [illegible] | 1 | 160.0 | 1 | 130.0 | 1 | 115.0 | 1 | 99.2 | 1 | 97.9 | 1 | 76.2 | 1 | 41.7 | 1 |
| 1951 | 496.0 | 2 | 254.0 | 2 | [illegible] | 2 | 112.0 | 2 | 78.9 | 2 | 66.7 | 2 | 62.9 | 2 | 53.7 | 2 | 46.8 | 2 | 29.8 | 2 |

STATISTICS ON NORMAL MONTHLY MEANS(ALL DAYS)

| OCT | NOV | DEC | JAN | FEB | MARCH | APRIL | MAY | JUNE | JULY | AUG | SEPT |
|---|---|---|---|---|---|---|---|---|---|---|---|
| BY ROWS(MEAN,VARIANCE,STANDARD DEVIATION, SKEWNESS, COEFF. OF VARIATION,PERCENTAGE OF AVERAGE FLOW) | | | | | | | | | | | |
| 0.5889E+01 | 0.5263E+01 | 0.3444E+02 | 0.6654E+02 | 0.5472E+02 | 0.6702E+02 | 0.1024E+03 | 0.3113E+02 | 0.1628E+02 | 0.3123E+02 | 0.8992E+01 | 0.6462E+01 |
| 0.7122E-01 | 0.7120E+00 | 0.1086E+04 | 0.2028E+04 | 0.2503E+02 | 0.1798E+04 | 0.1564E+04 | 0.3313E+03 | 0.9724E+01 | 0.6789E+03 | 0.2380E+02 | 0.2398E+01 |
| 0.2669E+00 | 0.8438E+00 | 0.3295E+02 | 0.4504E+02 | 0.5003E+01 | 0.4240E+02 | 0.3955E+02 | 0.1820E+02 | 0.3118E+01 | 0.2606E+02 | 0.4879E+01 | 0.1549E+01 |
| ***** | ***** | ***** | ***** | ***** | ***** | ***** | ***** | ***** | ***** | ***** | ***** |
| 0.4532E-01 | 0.1603E+00 | 0.9567E+00 | 0.6769E+00 | 0.9143E-01 | 0.6327E+00 | 0.3861E+00 | 0.5847E+00 | 0.1915E+00 | 0.8344E+00 | 0.5426E+00 | 0.2397E+00 |
| 0.1368E+01 | 0.1223E+01 | 0.8003E+01 | 0.1546E+02 | 0.1271E+02 | 0.1557E+02 | 0.2380E+02 | 0.7233E+01 | 0.3784E+01 | 0.7256E+01 | 0.2089E+01 | 0.1501E+01 |

STATISTICS ON NORMAL ANNUAL MEANS(ALL DAYS)

| MEAN | VARIANCE | STANDARD DEVIATION | SKEWNESS | COEFF. OF VARIATION | SERIAL CORR |
|---|---|---|---|---|---|
| 0.3575E+02 | 0.7129E+02 | 0.8443E+01 | 0.1000E+41 | 0.2362E+00 | 0.1000E+51 |

STATISTICS ON LOG MONTHLY MEANS(ALL DAYS)

| OCT | NOV | DEC | JAN | FEB | MARCH | APRIL | MAY | JUNE | JULY | AUG | SEPT |
|---|---|---|---|---|---|---|---|---|---|---|---|
| BY ROWS(MEAN,VARIANCE,STANDARD DEVIATION, SKEWNESS, COEFF. OF VARIATION,PERCENTAGE OF AVERAGE FLOW) | | | | | | | | | | | |
| 0.7698E+00 | 0.7185E+00 | 0.1404E+01 | 0.1767E+01 | 0.1737E+01 | 0.1778E+01 | 0.1994E+01 | 0.1452E+01 | 0.1208E+01 | 0.1402E+01 | 0.9193E+00 | 0.8040E+00 |
| 0.3877E-03 | 0.4890E-02 | 0.2553E+00 | 0.1025E+00 | 0.1581E-02 | 0.8744E-01 | 0.2960E-01 | 0.7296E-01 | 0.7002E-02 | 0.1732E+00 | 0.6168E-01 | 0.1104E-01 |
| 0.1969E-01 | 0.6993E-01 | 0.5053E+00 | 0.3201E+00 | 0.3976E-01 | 0.2957E+00 | 0.1721E+00 | 0.2701E+00 | 0.8368E-01 | 0.4162E+00 | 0.2484E+00 | 0.1051E+00 |
| ***** | ***** | ***** | ***** | ***** | ***** | ***** | ***** | ***** | ***** | ***** | ***** |
| 0.2558E-01 | 0.9733E-01 | 0.3598E+00 | 0.1812E+00 | 0.2269E-01 | 0.1663E+00 | 0.8630E-01 | 0.1860E+00 | 0.6928E-01 | 0.2970E+00 | 0.2702E+00 | 0.1307E+00 |
| 0.4825E+01 | 0.4504E+01 | 0.8802E+01 | 0.1107E+02 | 0.1089E+02 | 0.1114E+02 | 0.1250E+02 | 0.9105E+01 | 0.7571E+01 | 0.8786E+01 | 0.5762E+01 | 0.5040E+01 |

STATISTICS ON LOG ANNUAL MEANS(ALL DAYS)

| MEAN | VARIANCE | STANDARD DEVIATION | SKEWNESS | COEFF. OF VARIATION | SERIAL CORR |
|---|---|---|---|---|---|
| 0.1547E+01 | 0.1072E-01 | 0.1035E+00 | 0.1000E+41 | 0.6693E-01 | 0.1000E+51 |

ANNUAL PEAKS

| | |
|---|---|
| 1949 | 375 |
| 1950 | 652 |
| 1951 | 544 |

## 05519000 Singleton ditch at Schneider, Ind.

LOCATION.--Lat 41°12'44", long 87°26'44", in SW¼NW¼ sec.22, T.32 N., R.9 W., Lake County, on left bank 15 ft (5 m) upstream from bridge on Ackerman Avenue, 0.5 mile (0.8 km) upstream from Bruce ditch, 1.5 miles (2.4 km) downstream from Cedar Creek, and 1.6 miles (2.6 km) north of Schneider.

DRAINAGE AREA.--123 mi² (319 km²).

### DURATION TABLE OF DAILY DISCHARGE FOR YEAR ENDING SEPTEMBER 30

| CLASS | 0 | 1 | 2 | 3 | 4 | 5 | 6 | 7 | 8 | 9 | 10 | 11 | 12 | 13 | 14 | 15 | 16 | 17 | 18 | 19 | 20 | 21 | 22 | 23 | 24 | 25 | 26 | 27 | 28 | 29 | 30 | 31 | 32 | 33 | 34 | |
|---|---|---|---|---|---|---|---|---|---|---|---|---|---|---|---|---|---|---|---|---|---|---|---|---|---|---|---|---|---|---|---|---|---|---|---|---|
| YEAR | NUMBER OF DAYS IN CLASS | | | | | | | | | | | | | | | | | | | | | | | | | | | | | | | | | | | CFS_DAYS |
| 1949 | | | | | | | | 2 | 11 | 19 | 52 | 31 | 12 | 15 | 24 | 17 | 16 | 19 | 24 | 20 | 26 | 20 | 14 | 8 | 7 | 7 | 12 | 6 | 2 | | 1 | | | | | 29088.0 |
| 1950 | | | | | | | | | | 22 | 57 | 29 | 17 | 7 | 7 | 15 | 15 | 22 | 15 | 8 | 16 | 11 | 6 | 12 | 29 | 14 | 12 | 5 | 12 | 7 | 6 | 7 | 8 | 5 | 1 | 58375.0 |
| 1951 | | | | | | | | | | 7 | 13 | 31 | 43 | 27 | 32 | 17 | 19 | 21 | 25 | 15 | 23 | 15 | 12 | 14 | 12 | 9 | 8 | 4 | 4 | 6 | 6 | 2 | | | | 37327.0 |
| 1952 | | | | | | | | | | 5 | 19 | 10 | 17 | 20 | 12 | 14 | 14 | 20 | 37 | 29 | 50 | 32 | 17 | 12 | 10 | 12 | 11 | 7 | 4 | 5 | 3 | 3 | | 3 | | 46440.0 |
| 1953 | | | | | | | 3 | 18 | 14 | 31 | 53 | 42 | 35 | 16 | 16 | 18 | 15 | 27 | 17 | 20 | 12 | 12 | 3 | 2 | 1 | 1 | 4 | 2 | 1 | | 1 | 1 | | | | 18817.0 |
| 1954 | | | | | | | 11 | 45 | 34 | 33 | 15 | 29 | 30 | 14 | 21 | 20 | 19 | 15 | 14 | 8 | 11 | 7 | 11 | 7 | 7 | 3 | 3 | 2 | | 2 | 3 | 1 | | | | 21343.0 |
| 1955 | | | | | | 1 | 5 | 16 | 24 | 9 | 5 | 9 | 11 | 14 | 28 | 50 | 37 | 27 | 25 | 17 | 20 | 13 | 11 | 8 | 10 | 4 | 4 | 6 | 2 | 2 | 2 | 1 | 2 | 2 | | 32679.1 |
| 1956 | | | | | | 10 | 17 | 5 | 10 | 18 | 20 | 40 | 68 | 37 | 25 | 22 | 11 | 17 | 8 | 12 | 7 | 5 | 9 | 5 | 4 | 5 | 1 | 3 | | 2 | 1 | 2 | 1 | 1 | | 21767.5 |
| 1957 | | | | | | 3 | 27 | 20 | 24 | 48 | 23 | 15 | 20 | 13 | 27 | 10 | 12 | 15 | 26 | 13 | 13 | 13 | 10 | 5 | 10 | 1 | 3 | 2 | | 2 | 2 | 1 | 3 | 4 | | 27845.1 |
| 1958 | | | | | | | | | 9 | 11 | 5 | 10 | 18 | 24 | 28 | 27 | 45 | 58 | 29 | 16 | 22 | 8 | 9 | 14 | 9 | 2 | 8 | 5 | 4 | 1 | 1 | 2 | | | | 31372.0 |
| 1959 | | | | | | | | | | | 16 | 50 | 35 | 42 | 33 | 21 | 8 | 14 | 10 | 20 | 18 | 9 | 10 | 10 | 11 | 11 | 12 | 8 | 2 | 5 | 3 | 6 | 5 | 6 | | 46911.0 |
| 1960 | | | | | | | | 7 | 5 | 11 | 9 | 5 | 8 | 16 | 6 | 10 | 5 | 33 | 27 | 38 | 38 | 29 | 28 | 25 | 17 | 4 | 15 | 2 | 8 | 2 | 7 | 6 | 3 | 2 | | 53154.0 |
| 1961 | | | | | | | | 4 | 13 | 50 | 32 | 34 | 27 | 26 | 24 | 31 | 24 | 22 | 14 | 7 | 9 | 3 | 11 | 8 | 5 | 2 | 4 | 2 | 2 | 2 | 1 | 4 | 1 | 3 | | 27120.0 |
| 1962 | | | | | | 1 | 13 | 11 | 8 | 13 | 4 | 5 | 16 | 11 | 15 | 17 | 19 | 48 | 46 | 32 | 36 | 10 | 11 | 9 | 8 | 8 | 5 | 3 | 4 | 4 | 2 | 3 | 2 | 1 | | 37445.9 |
| 1963 | | | | | | 16 | 9 | 22 | 18 | 42 | 22 | 49 | 28 | 36 | 38 | 23 | 13 | 6 | 14 | 8 | 2 | 1 | 5 | 2 | 3 | | 1 | | 1 | | 1 | | 3 | 2 | | 17550.2 |
| 1964 | | 30 | 13 | 20 | 16 | 11 | 14 | 25 | 33 | 39 | 30 | 21 | 22 | 11 | 18 | 19 | 13 | 7 | 8 | 4 | 7 | 2 | 1 | 2 | | | | | | | | | | | | 8798.7 |
| 1965 | | | | | | 7 | 24 | 7 | 11 | 21 | 16 | 18 | 23 | 23 | 24 | 17 | 16 | 14 | 18 | 13 | 13 | 9 | 9 | 20 | 21 | 5 | 9 | 8 | 6 | 4 | 5 | 1 | 3 | | | 37796.2 |
| 1966 | | | | | | 2 | 13 | 13 | 5 | 8 | 16 | 7 | 17 | 12 | 13 | 19 | 18 | 41 | 27 | 21 | 22 | 14 | 13 | 12 | 10 | 9 | 11 | 10 | 8 | 4 | 5 | 7 | 2 | 1 | 5 | 43313.7 |
| 1967 | | | | | | 11 | 6 | 23 | 17 | 23 | 8 | 17 | 9 | 6 | 15 | 15 | 37 | 28 | 12 | 19 | 18 | 7 | 7 | 11 | 16 | 10 | 16 | 6 | 11 | 5 | 3 | 4 | 3 | 2 | | 44008.8 |
| 1968 | | | | | | | | | 3 | 11 | 1 | | 5 | 25 | 28 | 36 | 47 | 29 | 25 | 28 | 29 | 23 | 10 | 16 | 9 | 6 | 4 | 6 | 4 | 7 | 4 | 3 | 4 | 3 | | 45320.0 |
| 1969 | | | | | | | | | | 21 | 14 | 8 | 34 | 14 | 23 | 17 | 34 | 41 | 28 | 18 | 25 | 12 | 9 | 13 | 12 | 10 | 6 | 9 | 10 | 3 | 2 | | 2 | | | 37922.0 |
| 1970 | | | | | | | | | | 8 | 5 | 34 | 16 | 16 | 28 | 28 | 23 | 35 | 37 | 24 | 22 | 12 | 11 | 13 | 13 | 9 | 7 | 6 | 2 | 3 | 2 | 6 | 3 | 2 | | 41554.0 |
| 1971 | | | | | | | | | | 19 | 20 | 14 | 38 | 29 | 42 | 30 | 13 | 10 | 18 | 33 | 26 | 12 | 15 | 9 | 14 | 8 | 7 | 2 | 3 | 2 | 1 | | | | | 29928.0 |
| 1972 | | | | | | | | | | | | | 40 | 11 | 13 | 25 | 25 | 37 | 28 | 20 | 37 | 20 | 14 | 18 | 13 | 16 | 13 | 9 | 6 | 5 | 3 | | 4 | | | 46614.0 |
| 1973 | | | | | | | | | | | | 6 | 17 | 5 | 13 | 11 | 12 | 9 | 6 | 16 | 34 | 23 | 14 | 28 | 50 | 40 | 25 | 13 | 18 | 6 | 5 | 5 | 2 | 6 | 1 | 77148.0 |

| CLASS | CFS | TOTAL | ACCUM | PERCT | CLASS | CFS | TOTAL | ACCUM | PERCT | CLASS | CFS | TOTAL | ACCUM | PERCT | CLASS | CFS | TOTAL | ACCUM | PERCT |
|---|---|---|---|---|---|---|---|---|---|---|---|---|---|---|---|---|---|---|---|
| 0 | 0.00 | 0 | 9131 | 100.0 | 9 | 14.00 | 477 | 8383 | 91.8 | 18 | 69.0 | 532 | 3634 | 39.8 | 27 | 330 | 124 | 545 | 5.9 |
| 1 | 2.60 | 30 | 9131 | 100.0 | 10 | 17.00 | 446 | 7906 | 86.6 | 19 | 82.0 | 460 | 3102 | 34.0 | 28 | 390 | 110 | 421 | 4.6 |
| 2 | 4.30 | 13 | 9101 | 99.7 | 11 | 20.00 | 524 | 7460 | 81.7 | 20 | 97.0 | 528 | 2642 | 28.9 | 29 | 460 | 80 | 311 | 3.4 |
| 3 | 5.10 | 20 | 9088 | 99.5 | 12 | 24.00 | 610 | 6936 | 76.0 | 21 | 120.0 | 321 | 2114 | 23.2 | 30 | 550 | 72 | 231 | 2.5 |
| 4 | 6.10 | 18 | 9068 | 99.3 | 13 | 29.00 | 471 | 6326 | 69.3 | 22 | 140.0 | 269 | 1793 | 19.6 | 31 | 650 | 60 | 159 | 1.7 |
| 5 | 7.20 | 73 | 9050 | 99.1 | 14 | 34.00 | 559 | 5855 | 64.1 | 23 | 160.0 | 281 | 1524 | 16.7 | 32 | 780 | 50 | 99 | 1.0 |
| 6 | 8.60 | 142 | 8977 | 98.3 | 15 | 41.00 | 528 | 5296 | 58.0 | 24 | 190.0 | 300 | 1243 | 13.6 | 33 | 920 | 47 | 49 | .5 |
| 7 | 10.00 | 210 | 8835 | 96.8 | 16 | 49.00 | 533 | 4768 | 52.2 | 25 | 230.0 | 198 | 943 | 10.3 | 34 | 1100 | 2 | 2 | .0 |
| 8 | 12.00 | 242 | 8625 | 94.5 | 17 | 58.00 | 601 | 4235 | 46.4 | 26 | 270.0 | 200 | 745 | 8.2 | | | | | |

### LOWEST MEAN DISCHARGE, IN CFS, AND RANKING, FOR THE FOLLOWING NUMBER OF CONSECUTIVE DAYS IN YEAR ENDING MARCH 31

| YEAR | 1 | | 3 | | 7 | | 14 | | 30 | | 60 | | 90 | | 120 | | 183 | | ANNUAL | |
|---|---|---|---|---|---|---|---|---|---|---|---|---|---|---|---|---|---|---|---|---|
| 1950 | 16.00 | 19 | 16.00 | 19 | 16.00 | 17 | 16.70 | 17 | 17.60 | 16 | 19.20 | 14 | 19.30 | 11 | 19.90 | 9 | 37.00 | 12 | 128.00 | 19 |
| 1951 | 14.00 | 15 | 15.00 | 16 | 15.70 | 16 | 15.90 | 16 | 16.70 | 15 | 21.20 | 15 | 21.10 | 12 | 21.60 | 10 | 31.00 | 11 | 110.00 | 14 |
| 1952 | 22.00 | 22 | 23.00 | 23 | 23.90 | 23 | 26.10 | 23 | 27.50 | 23 | 32.70 | 21 | 41.80 | 22 | 53.40 | 21 | 70.00 | 19 | 126.00 | 18 |
| 1953 | 14.00 | 16 | 14.30 | 15 | 14.60 | 14 | 14.80 | 12 | 15.70 | 13 | 16.80 | 10 | 17.90 | 9 | 18.80 | 8 | 20.70 | 6 | 81.40 | 9 |
| 1954 | 8.80 | 7 | 9.00 | 7 | 9.50 | 7 | 9.78 | 6 | 10.00 | 5 | 10.60 | 5 | 10.90 | 4 | 11.90 | 4 | 14.30 | 3 | 45.80 | 3 |
| 1955 | 10.00 | 9 | 10.70 | 10 | 10.90 | 9 | 11.60 | 9 | 12.20 | 9 | 18.00 | 12 | 22.80 | 13 | 33.30 | 15 | 69.80 | 18 | 104.00 | 11 |
| 1956 | 8.40 | 6 | 8.60 | 6 | 9.34 | 5 | 10.70 | 8 | 11.60 | 8 | 15.50 | 8 | 19.10 | 10 | 22.30 | 11 | 22.90 | 8 | 52.60 | 4 |
| 1957 | 8.20 | 5 | 8.33 | 4 | 8.40 | 4 | 8.44 | 4 | 8.61 | 4 | 8.93 | 3 | 9.74 | 3 | 10.60 | 3 | 13.20 | 2 | 40.20 | 2 |
| 1958 | 12.00 | 11 | 12.30 | 11 | 13.10 | 11 | 13.20 | 11 | 14.30 | 10 | 16.80 | 11 | 27.40 | 16 | 44.30 | 19 | 63.50 | 17 | 109.00 | 13 |
| 1959 | 16.00 | 20 | 16.30 | 20 | 18.30 | 19 | 19.80 | 20 | 21.00 | 18 | 22.50 | 16 | 27.20 | 15 | 27.70 | 14 | 42.20 | 13 | 114.00 | 15 |
| 1960 | 17.00 | 21 | 17.30 | 21 | 18.40 | 21 | 19.10 | 18 | 21.80 | 19 | 39.20 | 23 | 82.20 | 23 | 78.10 | 23 | 105.00 | 23 | 150.00 | 23 |
| 1961 | 10.00 | 10 | 10.30 | 9 | 11.00 | 10 | 11.70 | 10 | 14.40 | 11 | 15.70 | 9 | 16.80 | 8 | 17.00 | 6 | 18.20 | 5 | 70.30 | 8 |
| 1962 | 15.00 | 17 | 15.30 | 17 | 18.30 | 20 | 19.40 | 19 | 24.80 | 21 | 37.10 | 22 | 37.90 | 21 | 41.60 | 17 | 71.60 | 20 | 136.00 | 21 |
| 1963 | 7.40 | 4 | 8.50 | 5 | 9.50 | 6 | 9.67 | 5 | 10.50 | 6 | 13.00 | 6 | 15.40 | 6 | 17.20 | 7 | 21.10 | 7 | 55.70 | 5 |
| 1964 | 4.00 | 2 | 4.00 | 2 | 4.00 | 2 | 4.04 | 2 | 5.70 | 2 | 8.13 | 2 | 9.08 | 2 | 8.81 | 1 | 11.50 | 1 | 24.30 | 1 |
| 1965 | 3.60 | 1 | 3.67 | 1 | 3.79 | 1 | 3.82 | 1 | 4.69 | 1 | 6.72 | 1 | 8.19 | 1 | 9.12 | 2 | 15.00 | 4 | 63.80 | 7 |
| 1966 | 13.00 | 12 | 13.70 | 12 | 14.60 | 15 | 15.30 | 14 | 17.90 | 17 | 23.90 | 17 | 28.30 | 17 | 37.30 | 16 | 59.30 | 16 | 121.00 | 17 |
| 1967 | 7.10 | 3 | 7.20 | 3 | 7.67 | 3 | 7.87 | 3 | 8.09 | 3 | 9.38 | 4 | 11.00 | 5 | 13.50 | 5 | 26.70 | 9 | 117.00 | 16 |
| 1968 | 9.70 | 8 | 9.70 | 8 | 9.56 | 8 | 9.91 | 7 | 11.40 | 7 | 13.50 | 7 | 16.30 | 7 | 22.50 | 12 | 45.30 | 14 | 133.00 | 20 |
| 1969 | 23.00 | 23 | 23.00 | 22 | 23.70 | 22 | 24.10 | 22 | 26.60 | 22 | 29.30 | 19 | 33.80 | 18 | 47.10 | 20 | 75.40 | 21 | 106.00 | 12 |
| 1970 | 14.00 | 13 | 14.00 | 13 | 14.30 | 12 | 14.90 | 13 | 15.50 | 12 | 18.70 | 13 | 35.40 | 19 | 42.00 | 18 | 46.30 | 15 | 83.10 | 10 |
| 1971 | 15.00 | 18 | 16.00 | 18 | 18.10 | 18 | 20.40 | 21 | 22.50 | 20 | 29.60 | 20 | 36.20 | 20 | 53.80 | 22 | 85.50 | 22 | 140.00 | 22 |
| 1972 | 14.00 | 14 | 14.00 | 14 | 14.30 | 13 | 15.60 | 15 | 16.70 | 14 | 24.10 | 13 | 27.10 | 14 | 27.30 | 13 | 28.90 | 10 | 58.60 | 6 |
| 1973 | 40.00 | 24 | 40.30 | 24 | 42.10 | 24 | 47.40 | 24 | 75.40 | 24 | 99.70 | 24 | 122.00 | 24 | 130.00 | 24 | 158.00 | 24 | 222.00 | 24 |

HIGHEST MEAN DISCHARGE, IN CFS, AND RANKING, FOR THE FOLLOWING NUMBER OF CONSECUTIVE DAYS IN YEAR ENDING SEPTEMBER 30

| YEAR | 1 | 3 | 7 | 15 | 30 | 60 | 90 | 120 | 183 | ANNUAL |
|---|---|---|---|---|---|---|---|---|---|---|
| 1949 | 550.0 24 | 438.0 23 | 355.0 23 | 314.0 21 | 244.0 19 | 200.0 16 | 182.0 16 | 160.0 16 | 124.0 18 | 79.7 18 |
| 1950 | 1100.0 2 | 914.0 11 | 714.0 9 | 591.0 4 | 477.0 2 | 424.0 1 | 366.0 1 | 363.0 1 | 289.0 2 | 160.0 2 |
| 1951 | 757.0 19 | 621.0 20 | 514.0 17 | 384.0 16 | 256.0 18 | 229.0 12 | 219.0 11 | 188.0 13 | 157.0 14 | 102.0 14 |
| 1952 | 1010.0 8 | 975.0 7 | 702.0 10 | 445.0 13 | 271.0 16 | 192.0 17 | 189.0 15 | 186.0 14 | 181.0 7 | 127.0 6 |
| 1953 | 750.0 20 | 600.0 21 | 450.0 21 | 295.0 22 | 198.0 24 | 144.0 23 | 116.0 24 | 103.0 24 | 84.3 23 | 51.6 23 |
| 1954 | 738.0 21 | 630.0 19 | 405.0 22 | 258.0 23 | 230.0 20 | 188.0 18 | 148.0 19 | 127.0 20 | 101.0 21 | 58.5 22 |
| 1955 | 947.0 15 | 920.0 10 | 701.0 11 | 438.0 14 | 260.0 17 | 157.0 21 | 159.0 18 | 145.0 17 | 137.0 15 | 89.5 15 |
| 1956 | 955.0 13 | 800.0 15 | 500.0 20 | 318.0 20 | 216.0 22 | 138.0 24 | 145.0 20 | 130.0 19 | 97.2 22 | 59.5 21 |
| 1957 | 1090.0 3 | 1040.0 2 | 810.0 4 | 503.0 8 | 334.0 11 | 224.0 14 | 207.0 13 | 184.0 15 | 135.0 16 | 76.3 19 |
| 1958 | 659.0 22 | 570.0 22 | 514.0 18 | 332.0 19 | 204.0 23 | 153.0 22 | 133.0 22 | 108.0 22 | 105.0 20 | 86.0 16 |
| 1959 | 1090.0 4 | 1060.0 1 | 878.0 1 | 723.0 1 | 552.0 1 | 390.0 2 | 327.0 3 | 279.0 3 | 223.0 3 | 129.0 4 |
| 1960 | 1010.0 9 | 847.0 12 | 643.0 13 | 394.0 15 | 299.0 13 | 248.0 10 | 223.0 9 | 216.0 7 | 195.0 6 | 145.0 3 |
| 1961 | 1010.0 10 | 979.0 5 | 806.0 5 | 549.0 5 | 353.0 9 | 225.0 13 | 175.0 17 | 145.0 18 | 112.0 19 | 74.3 20 |
| 1962 | 948.0 14 | 803.0 14 | 679.0 12 | 598.0 3 | 418.0 4 | 270.0 7 | 230.0 8 | 196.0 11 | 163.0 13 | 103.0 13 |
| 1963 | 1000.0 11 | 941.0 9 | 776.0 8 | 466.0 11 | 279.0 15 | 166.0 20 | 129.0 23 | 104.0 23 | 77.0 24 | 48.1 24 |
| 1964 | 174.0 25 | 155.0 25 | 113.0 25 | 95.9 25 | 82.2 25 | 62.6 25 | 53.3 25 | 48.2 25 | 38.5 25 | 24.0 25 |
| 1965 | 858.0 18 | 754.0 18 | 510.0 19 | 354.0 17 | 339.0 10 | 295.0 6 | 251.0 6 | 228.0 6 | 167.0 11 | 104.0 11 |
| 1966 | 1050.0 5 | 1010.0 4 | 784.0 7 | 546.0 7 | 416.0 6 | 268.0 8 | 241.0 7 | 204.0 8 | 198.0 5 | 119.0 9 |
| 1967 | 956.0 12 | 786.0 16 | 582.0 14 | 459.0 12 | 417.0 5 | 374.0 3 | 312.0 4 | 255.0 4 | 212.0 4 | 121.0 8 |
| 1968 | 1040.0 6 | 976.0 6 | 854.0 3 | 648.0 2 | 394.0 7 | 262.0 9 | 220.0 10 | 198.0 9 | 169.0 10 | 124.0 7 |
| 1969 | 866.0 17 | 766.0 17 | 524.0 16 | 477.0 10 | 322.0 12 | 223.0 15 | 198.0 14 | 197.0 10 | 166.0 12 | 104.0 12 |
| 1970 | 1040.0 7 | 969.0 8 | 789.0 6 | 500.0 9 | 368.0 8 | 347.0 5 | 266.0 5 | 229.0 5 | 175.0 8 | 114.0 10 |
| 1971 | 560.0 23 | 415.0 24 | 309.0 24 | 240.0 24 | 217.0 21 | 181.0 19 | 138.0 21 | 118.0 21 | 128.0 17 | 82.0 17 |
| 1972 | 902.0 16 | 847.0 13 | 572.0 15 | 337.0 18 | 283.0 14 | 239.0 11 | 213.0 12 | 192.0 12 | 173.0 9 | 127.0 5 |
| 1973 | 1130.0 1 | 1030.0 3 | 869.0 2 | 549.0 6 | 424.0 3 | 373.0 4 | 342.0 2 | 316.0 2 | 306.0 1 | 211.0 1 |

STATISTICS ON NORMAL MONTHLY MEANS(ALL DAYS)

| OCT | NOV | DEC | JAN | FEB | MARCH | APRIL | MAY | JUNE | JULY | AUG | SEPT |
|---|---|---|---|---|---|---|---|---|---|---|---|
| BY ROWS(MEAN,VARIANCE,STANDARD DEVIATION, SKEWNESS, COEFF. OF VARIATION,PERCENTAGE OF AVERAGE FLOW) | | | | | | | | | | | |
| 0.5619E+02 | 0.6706E+02 | 0.9254E+02 | 0.1213E+03 | 0.1428E+03 | 0.1741E+03 | 0.2027E+03 | 0.1221E+03 | 0.8959E+02 | 0.6660E+02 | 0.4050E+02 | 0.3662E+02 |
| 0.4331E+04 | 0.6085E+04 | 0.6223E+04 | 0.1092E+05 | 0.1201E+05 | 0.8344E+04 | 0.1517E+05 | 0.6540E+04 | 0.4663E+04 | 0.2281E+04 | 0.1406E+04 | 0.2187E+04 |
| 0.6581E+02 | 0.7801E+02 | 0.7889E+02 | 0.1045E+03 | 0.1096E+03 | 0.9135E+02 | 0.1232E+03 | 0.8087E+02 | 0.6829E+02 | 0.4776E+02 | 0.3749E+02 | 0.4676E+02 |
| 0.1684E+01 | 0.2218E+01 | 0.9476E+00 | 0.1117E+01 | 0.1478E+01 | 0.8560E+00 | 0.6235E+00 | 0.1313E+01 | 0.1503E+01 | 0.1620E+01 | 0.2233E+01 | 0.2425E+01 |
| 0.1171E+01 | 0.1163E+01 | 0.8525E+00 | 0.8619E+00 | 0.7674E+00 | 0.5248E+00 | 0.6077E+00 | 0.6626E+00 | 0.7622E+00 | 0.7170E+00 | 0.9258E+00 | 0.1277E+01 |
| 0.4636E+01 | 0.5533E+01 | 0.7635E+01 | 0.1000E+02 | 0.1178E+02 | 0.1436E+02 | 0.1672E+02 | 0.1007E+02 | 0.7392E+01 | 0.5495E+01 | 0.3341E+01 | 0.3021E+01 |

STATISTICS ON NORMAL ANNUAL MEANS(ALL DAYS)

| MEAN | VARIANCE | STANDARD DEVIATION | SKEWNESS | COEFF. OF VARIATION | SERIAL CORR |
|---|---|---|---|---|---|
| 0.1007E+03 | 0.1597E+04 | 0.3996E+02 | 0.5839E+00 | 0.3968E+00 | 0.2758E+00 |

STATISTICS ON LOG MONTHLY MEANS(ALL DAYS)

| OCT | NOV | DEC | JAN | FEB | MARCH | APRIL | MAY | JUNE | JULY | AUG | SEPT |
|---|---|---|---|---|---|---|---|---|---|---|---|
| BY ROWS(MEAN,VARIANCE,STANDARD DEVIATION, SKEWNESS, COEFF. OF VARIATION,PERCENTAGE OF AVERAGE FLOW) | | | | | | | | | | | |
| 0.1512E+01 | 0.1609E+01 | 0.1784E+01 | 0.1904E+01 | 0.2019E+01 | 0.2178E+01 | 0.2219E+01 | 0.2000E+01 | 0.1857E+01 | 0.1733E+01 | 0.1484E+01 | 0.1357E+01 |
| 0.2009E+00 | 0.1829E+00 | 0.1903E+00 | 0.1847E+00 | 0.1461E+00 | 0.6393E-01 | 0.8771E-01 | 0.8021E-01 | 0.7703E-01 | 0.7852E-01 | 0.9962E-01 | 0.1501E+00 |
| 0.4482E+00 | 0.4277E+00 | 0.4363E+00 | 0.4298E+00 | 0.3822E+00 | 0.2528E+00 | 0.2962E+00 | 0.2832E+00 | 0.2775E+00 | 0.2802E+00 | 0.3156E+00 | 0.3874E+00 |
| 0.5734E+00 | 0.5644E+00 | -0.2463E+00 | -0.1544E+00 | -0.6018E+00 | -0.7291E+00 | -0.2919E+00 | 0.2819E-01 | 0.7619E+00 | 0.3725E+00 | 0.5949E+00 | 0.1084E+01 |
| 0.2965E+00 | 0.2659E+00 | 0.2445E+00 | 0.2257E+00 | 0.1893E+00 | 0.1181E+00 | 0.1335E+00 | 0.1416E+00 | 0.1494E+00 | 0.1617E+00 | 0.2127E+00 | 0.2855E+00 |
| 0.6980E+01 | 0.7429E+01 | 0.8240E+01 | 0.8793E+01 | 0.9323E+01 | 0.1006E+02 | 0.1025E+02 | 0.9234E+01 | 0.8576E+01 | 0.8002E+01 | 0.6853E+01 | 0.6266E+01 |

STATISTICS ON LOG ANNUAL MEANS(ALL DAYS)

| MEAN | VARIANCE | STANDARD DEVIATION | SKEWNESS | COEFF. OF VARIATION | SERIAL CORR |
|---|---|---|---|---|---|
| 0.1965E+01 | 0.3869E-01 | 0.1967E+00 | -0.1032E+01 | 0.1001E+00 | 0.2897E+00 |

ANNUAL PEAKS

| | | | |
|---|---|---|---|
| 1949 | 550 | 1962 | 1020 |
| 1950 | 1100 | 1963 | 1000 |
| 1951 | 841 | 1964 | 200 |
| 1952 | 1010 | 1965 | 978 |
| 1953 | 812 | 1966 | 1100 |
| 1954 | 810 | 1967 | 1030 |
| 1955 | 953 | 1968 | 1140 |
| 1956 | 1000 | 1969 | 952 |
| 1957 | 1110 | 1970 | 1160 |
| 1958 | 799 | 1971 | 615 |
| 1959 | 1120 | 1972 | 969 |
| 1960 | 1100 | 1973 | 1230 |
| 1961 | 1050 | | |

## 05519500 West Creek near Schneider, Ind.

LOCATION.--Lat 41°12'52", long 87°29'36", in NW¼NE¼ sec.19, T.32 N., R.9 W., Lake County, on left bank at downstream side of county highway bridge, 1.2 miles (1.9 km) upstream from Singleton ditch, and 2.8 miles (4.5 km) northwest of Schneider.

DRAINAGE AREA.--54.7 mi² (141.7 km²).

DURATION TABLE OF DAILY DISCHARGE FOR YEAR ENDING SEPTEMBER 30

| CLASS | 0 | 1 | 2 | 3 | 4 | 5 | 6 | 7 | 8 | 9 | 10 | 11 | 12 | 13 | 14 | 15 | 16 | 17 | 18 | 19 | 20 | 21 | 22 | 23 | 24 | 25 | 26 | 27 | 28 | 29 | 30 | 31 | 32 | 33 | 34 | |
|---|---|---|---|---|---|---|---|---|---|---|---|---|---|---|---|---|---|---|---|---|---|---|---|---|---|---|---|---|---|---|---|---|---|---|---|---|
| YEAR | NUMBER OF DAYS IN CLASS | | | | | | | | | | | | | | | | | | | | | | | | | | | | | | | | | | | CFS_DAYS |
| 1949 | | | | | | 8 | 80 | 37 | 21 | 29 | 15 | 18 | 21 | 13 | 21 | 18 | 20 | 16 | 13 | 9 | 8 | 4 | 5 | 3 | 2 | 2 | 1 | 1 | | | | | | | | 12888.1 |
| 1950 | | | | | 3 | 10 | 36 | 53 | 22 | 16 | 21 | 16 | 22 | 19 | 16 | 10 | 20 | 20 | 13 | 9 | 10 | 3 | 7 | 11 | 4 | 5 | 5 | 3 | 2 | 4 | 3 | 2 | | | | 25692.2 |
| 1951 | | | | | | 7 | 16 | 72 | 22 | 67 | 25 | 16 | 26 | 20 | 11 | 13 | 11 | 10 | 10 | 9 | 4 | 5 | 4 | 4 | 1 | 4 | 3 | 3 | 1 | 1 | | | | | | 14721.2 |
| 1955 | | | | | | | 34 | 18 | 22 | 81 | 41 | 26 | 29 | 20 | 17 | 10 | 15 | 10 | 13 | 5 | 4 | 5 | 4 | 1 | 2 | 1 | 2 | 1 | 1 | | | 2 | | | 1 | 15587.2 |
| 1956 | | | | | 6 | 18 | 45 | 87 | 50 | 53 | 30 | 10 | 14 | 6 | 10 | 4 | 7 | 4 | 5 | 3 | 4 | 1 | | 2 | 2 | 2 | | 2 | 1 | | | | | | | 8847.1 |
| 1957 | | 1 | 1 | | | 49 | 77 | 39 | 34 | 39 | 22 | 15 | 15 | 16 | 9 | 11 | 4 | 9 | 5 | 6 | 2 | 1 | | 3 | | 2 | 1 | | 1 | 1 | 1 | 1 | | | | 10662.6 |
| 1958 | | | | | | 18 | 7 | 30 | 40 | 49 | 52 | 35 | 42 | 19 | 9 | 15 | 9 | 6 | 6 | 6 | 1 | 9 | 1 | 4 | | 3 | 3 | | | 1 | | | | | | 11879.1 |
| 1959 | | | | | | | | 33 | 62 | 73 | 30 | 24 | 26 | 19 | 10 | 12 | 9 | 14 | 8 | 9 | 5 | 2 | 4 | 6 | 3 | 3 | 5 | 4 | 2 | 1 | | 1 | | | | 17639.1 |
| 1960 | | | | | | | | 9 | 47 | 22 | 5 | 28 | 31 | 39 | 43 | 40 | 25 | 18 | 13 | 7 | 6 | 5 | 6 | 3 | 7 | 3 | 3 | 3 | 3 | | | | | | | 19830.1 |
| 1961 | | | | | | 11 | 20 | 11 | 41 | 67 | 59 | 25 | 18 | 12 | 24 | 13 | 14 | 7 | 11 | 9 | 5 | 4 | 2 | 1 | 2 | 2 | 1 | 1 | 3 | 1 | 1 | | | | | 11704.9 |
| 1962 | | | | | | | | 20 | 44 | 17 | 27 | 18 | 22 | 38 | 44 | 33 | 26 | 21 | 11 | 10 | 8 | 5 | 3 | 3 | 6 | | 2 | 3 | 1 | 2 | 1 | | | | | 15638.1 |
| 1963 | | | | | 6 | 9 | 46 | 55 | 51 | 42 | 60 | 35 | 14 | 13 | 8 | 5 | 5 | 3 | 3 | 1 | 2 | 1 | 1 | 1 | | 1 | 1 | 2 | | | | | | | | 6382.6 |
| 1964 | | | | | | 102 | 81 | 46 | 35 | 15 | 24 | 16 | 9 | 10 | 8 | 5 | 6 | 1 | 3 | 3 | | 1 | | 1 | | | | | | | | | | | | 4161.1 |
| 1965 | | | 2 | 6 | 27 | 51 | 32 | 39 | 28 | 15 | 25 | 16 | 9 | 15 | 10 | 14 | 5 | 10 | 9 | 5 | 9 | 8 | 4 | 6 | 3 | 8 | 4 | 1 | 2 | 1 | 1 | | | | | 13905.7 |
| 1966 | | | | | | 1 | 48 | 32 | 22 | 43 | 34 | 30 | 25 | 16 | 14 | 19 | 10 | 9 | 14 | 8 | 6 | 8 | 7 | 7 | 2 | 2 | 1 | 2 | | 1 | | 2 | | 2 | | 19311.6 |
| 1967 | | | | | | 8 | 35 | 50 | 17 | 17 | 54 | 16 | 20 | 15 | 11 | 19 | 10 | 13 | 13 | 17 | 10 | 18 | 2 | 6 | 2 | 2 | 3 | 5 | | | 1 | | 1 | | | 19401.1 |
| 1968 | | | | | | | | 13 | 51 | 53 | 56 | 50 | 28 | 25 | 15 | 15 | 9 | 10 | 7 | 6 | 5 | 3 | 5 | 2 | 2 | 1 | 1 | 2 | 1 | 2 | | | 1 | 3 | | 21513.0 |
| 1969 | | | | | | | | 34 | 44 | 25 | 41 | 50 | 15 | 29 | 21 | 14 | 14 | 10 | 12 | 7 | 7 | 4 | 11 | 12 | 3 | 3 | 2 | 3 | 3 | 1 | | | | | | 18891.9 |
| 1970 | | | | | | | 7 | 38 | 33 | 55 | 42 | 28 | 31 | 24 | 20 | 15 | 10 | 12 | 8 | 9 | 7 | 4 | 3 | 3 | 1 | 4 | 3 | 4 | | | 1 | 2 | | 1 | | 18351.9 |
| 1971 | | | | | | | 59 | 51 | 74 | 74 | 31 | 21 | 26 | 20 | 27 | 25 | 16 | 8 | 7 | 4 | 7 | 2 | 5 | 4 | 2 | 1 | | | 1 | | | | | | | 11563.0 |
| 1972 | | | | | | | 64 | 6 | 4 | 21 | 25 | 33 | 29 | 41 | 21 | 23 | 20 | 12 | 18 | 14 | 7 | 6 | 4 | 6 | 3 | 4 | | 1 | 1 | 2 | | | | 1 | | 18601.4 |

| CLASS | CFS | TOTAL | ACCUM | PERCT | CLASS | CFS | TOTAL | ACCUM | PERCT | CLASS | CFS | TOTAL | ACCUM | PERCT | CLASS | CFS | TOTAL | ACCUM | PERCT |
|---|---|---|---|---|---|---|---|---|---|---|---|---|---|---|---|---|---|---|---|
| 0 | 0.00 | 0 | 7670 | 100.0 | 9 | 12.00 | 860 | 5047 | 65.8 | 18 | 68.0 | 196 | 966 | 12.6 | 27 | 380 | 39 | 105 | 1.3 |
| 1 | 2.60 | 3 | 7670 | 100.0 | 10 | 15.00 | 631 | 4187 | 54.6 | 19 | 82.0 | 153 | 770 | 10.0 | 28 | 460 | 22 | 66 | .8 |
| 2 | 3.20 | 7 | 7667 | 100.0 | 11 | 18.00 | 494 | 3556 | 46.4 | 20 | 100.0 | 113 | 617 | 8.0 | 29 | 560 | 16 | 44 | .5 |
| 3 | 3.80 | 33 | 7660 | 99.9 | 12 | 21.00 | 510 | 3062 | 39.9 | 21 | 120.0 | 92 | 504 | 6.6 | 30 | 680 | 8 | 28 | .3 |
| 4 | 4.60 | 182 | 7627 | 99.4 | 13 | 26.00 | 438 | 2552 | 33.3 | 22 | 150.0 | 78 | 412 | 5.4 | 31 | 830 | 10 | 20 | .2 |
| 5 | 5.60 | 298 | 7445 | 97.1 | 14 | 32.00 | 355 | 2114 | 27.6 | 23 | 180.0 | 91 | 334 | 4.4 | 32 | 1000 | 1 | 10 | .1 |
| 6 | 6.80 | 679 | 7147 | 93.2 | 15 | 38.00 | 319 | 1759 | 22.9 | 24 | 220.0 | 47 | 243 | 3.2 | 33 | 1200 | 8 | 9 | .1 |
| 7 | 8.20 | 788 | 6468 | 84.3 | 16 | 46.00 | 257 | 1440 | 18.8 | 25 | 260.0 | 51 | 196 | 2.6 | 34 | 1500 | 1 | 1 | .0 |
| 8 | 10.00 | 633 | 5680 | 74.1 | 17 | 56.00 | 217 | 1183 | 15.4 | 26 | 320.0 | 40 | 145 | 1.9 | | | | | |

LOWEST MEAN DISCHARGE, IN CFS, AND RANKING, FOR THE FOLLOWING NUMBER OF CONSECUTIVE DAYS IN YEAR ENDING MARCH 31

| YEAR | 1 | | 3 | | 7 | | 14 | | 30 | | 60 | | 90 | | 120 | | 183 | | ANNUAL | |
|---|---|---|---|---|---|---|---|---|---|---|---|---|---|---|---|---|---|---|---|---|
| 1950 | 5.40 | 6 | 5.40 | 6 | 5.66 | 6 | 5.86 | 6 | 6.84 | 8 | 9.11 | 11 | 11.00 | 13 | 10.40 | 10 | 16.70 | 10 | 56.60 | 16 |
| 1951 | 7.50 | 13 | 7.50 | 13 | 7.77 | 13 | 7.96 | 13 | 8.29 | 13 | 8.94 | 10 | 9.48 | 10 | 9.31 | 8 | 12.00 | 9 | 49.60 | 11 |
| 1955 | 6.80 | 12 | 6.80 | 11 | 6.80 | 11 | 6.97 | 10 | 7.53 | 11 | 10.10 | 14 | 11.30 | 14 | 18.30 | 18 | 30.60 | 16 | 50.70 | 12 |
| 1956 | 6.30 | 10 | 6.47 | 9 | 6.74 | 10 | 7.23 | 12 | 7.81 | 12 | 9.18 | 12 | 10.10 | 12 | 10.10 | 9 | 10.60 | 7 | 20.90 | 4 |
| 1957 | 5.20 | 5 | 5.27 | 5 | 5.37 | 4 | 5.53 | 3 | 5.69 | 2 | 6.19 | 3 | 6.63 | 3 | 6.77 | 3 | 7.34 | 2 | 16.40 | 2 |
| 1958 | 2.60 | 1 | 3.80 | 2 | 5.66 | 7 | 6.33 | 8 | 6.54 | 5 | 7.47 | 7 | 9.16 | 8 | 13.50 | 14 | 19.10 | 12 | 39.70 | 8 |
| 1959 | 8.80 | 17 | 8.80 | 17 | 9.03 | 17 | 9.27 | 16 | 9.62 | 16 | 11.10 | 17 | 12.40 | 16 | 12.60 | 12 | 20.30 | 13 | 43.80 | 10 |
| 1960 | 9.40 | 18 | 9.40 | 18 | 9.49 | 18 | 9.66 | 18 | 10.40 | 19 | 13.10 | 19 | 26.10 | 20 | 25.10 | 20 | 37.00 | 19 | 57.40 | 18 |
| 1961 | 4.70 | 4 | 4.80 | 4 | 5.01 | 3 | 5.73 | 5 | 6.56 | 6 | 7.08 | 5 | 8.19 | 6 | 8.53 | 6 | 9.10 | 5 | 26.40 | 7 |
| 1962 | 10.00 | 20 | 10.00 | 20 | 10.60 | 20 | 10.70 | 20 | 13.10 | 20 | 15.10 | 20 | 22.60 | 19 | 23.30 | 19 | 34.20 | 18 | 58.40 | 19 |
| 1963 | 4.30 | 3 | 4.30 | 3 | 4.49 | 2 | 5.34 | 2 | 6.50 | 4 | 8.64 | 9 | 8.54 | 7 | 8.92 | 7 | 9.62 | 6 | 19.50 | 3 |
| 1964 | 5.50 | 7 | 5.50 | 7 | 5.50 | 5 | 5.57 | 4 | 5.93 | 3 | 6.08 | 2 | 6.30 | 2 | 6.34 | 2 | 7.49 | 3 | 11.60 | 1 |
| 1965 | 3.10 | 2 | 3.13 | 1 | 3.41 | 1 | 4.39 | 1 | 4.46 | 1 | 4.66 | 1 | 4.99 | 1 | 4.98 | 1 | 5.51 | 1 | 21.10 | 5 |
| 1966 | 5.70 | 8 | 5.73 | 8 | 5.83 | 8 | 6.03 | 7 | 6.81 | 7 | 7.69 | 8 | 9.22 | 9 | 12.60 | 13 | 33.00 | 17 | 52.80 | 14 |
| 1967 | 6.30 | 9 | 6.60 | 10 | 6.69 | 9 | 6.78 | 9 | 6.97 | 9 | 7.02 | 4 | 7.32 | 4 | 7.72 | 4 | 11.70 | 8 | 54.70 | 15 |
| 1968 | 7.80 | 14 | 7.80 | 14 | 7.99 | 15 | 8.24 | 15 | 8.89 | 15 | 9.49 | 13 | 9.93 | 11 | 12.00 | 11 | 20.80 | 14 | 56.80 | 17 |
| 1969 | 9.50 | 19 | 9.63 | 19 | 9.99 | 19 | 10.10 | 19 | 10.30 | 17 | 11.00 | 16 | 12.40 | 17 | 15.30 | 16 | 37.10 | 20 | 50.70 | 13 |
| 1970 | 7.80 | 15 | 7.80 | 15 | 7.94 | 14 | 8.17 | 14 | 8.63 | 14 | 10.30 | 15 | 11.70 | 15 | 14.40 | 15 | 18.60 | 11 | 40.90 | 9 |
| 1971 | 7.80 | 16 | 8.27 | 16 | 8.94 | 16 | 9.64 | 17 | 10.40 | 18 | 11.80 | 18 | 14.10 | 18 | 16.20 | 17 | 27.30 | 15 | 60.40 | 20 |
| 1972 | 6.80 | 11 | 6.87 | 12 | 6.99 | 12 | 7.21 | 11 | 7.31 | 10 | 7.43 | 6 | 7.61 | 5 | 7.97 | 5 | 8.57 | 4 | 21.10 | 6 |

HIGHEST MEAN DISCHARGE, IN CFS, AND RANKING, FOR THE FOLLOWING NUMBER OF CONSECUTIVE DAYS IN YEAR ENDING SEPTEMBER 30

| YEAR | 1 | 3 | 7 | 15 | 30 | 60 | 90 | 120 | 183 | ANNUAL |
|---|---|---|---|---|---|---|---|---|---|---|
| 1949 | 398.0 19 | 317.0 19 | 207.0 19 | 149.0 18 | 122.0 13 | 92.6 14 | 78.4 14 | 69.8 14 | 54.8 13 | 35.3 14 |
| 1950 | 990.0 7 | 805.0 6 | 505.0 5 | 292.0 7 | 218.0 1 | 176.0 2 | 155.0 1 | 161.0 1 | 127.0 1 | 70.4 1 |
| 1951 | 626.0 11 | 426.0 13 | 323.0 13 | 263.0 9 | 155.0 10 | 112.0 9 | 99.3 9 | 85.0 11 | 67.3 12 | 40.3 12 |
| 1955 | 1570.0 1 | 1120.0 1 | 634.0 1 | 330.0 3 | 178.0 9 | 96.7 12 | 86.8 12 | 72.9 12 | 69.3 11 | 42.7 11 |
| 1956 | 548.0 16 | 407.0 16 | 253.0 16 | 153.0 17 | 89.7 18 | 54.7 19 | 63.2 16 | 53.6 17 | 39.1 19 | 24.2 19 |
| 1957 | 948.0 8 | 647.0 7 | 347.0 10 | 188.0 14 | 119.0 14 | 76.8 17 | 81.3 13 | 69.8 15 | 50.1 16 | 29.2 18 |
| 1958 | 570.0 15 | 364.0 17 | 281.0 15 | 158.0 16 | 87.6 19 | 56.8 18 | 55.7 19 | 47.5 19 | 44.5 18 | 32.5 15 |
| 1959 | 845.0 9 | 491.0 11 | 371.0 8 | 276.0 8 | 200.0 4 | 135.0 5 | 118.0 4 | 107.0 3 | 82.3 5 | 48.3 9 |
| 1960 | 544.0 17 | 426.0 14 | 291.0 14 | 166.0 15 | 129.0 11 | 97.0 11 | 89.2 11 | 86.0 10 | 75.4 7 | 54.2 3 |
| 1961 | 626.0 12 | 497.0 10 | 331.0 12 | 198.0 13 | 117.0 15 | 81.8 16 | 61.5 18 | 50.5 18 | 48.9 17 | 32.1 16 |
| 1962 | 666.0 10 | 460.0 12 | 346.0 11 | 309.0 5 | 196.0 5 | 127.0 6 | 104.0 8 | 86.4 9 | 69.8 10 | 42.8 10 |
| 1963 | 360.0 20 | 333.0 18 | 223.0 18 | 129.0 19 | 78.4 20 | 47.3 20 | 37.0 20 | 30.7 20 | 25.7 20 | 17.5 20 |
| 1964 | 151.0 21 | 110.0 21 | 68.9 21 | 47.3 21 | 37.8 21 | 27.1 21 | 22.2 21 | 19.5 21 | 16.4 21 | 11.4 21 |
| 1965 | 625.0 13 | 414.0 15 | 238.0 17 | 204.0 12 | 117.0 16 | 94.2 13 | 77.1 15 | 71.9 13 | 50.9 15 | 38.1 13 |
| 1966 | 1440.0 4 | 1070.0 3 | 600.0 2 | 332.0 2 | 206.0 3 | 123.0 7 | 106.0 5 | 88.6 8 | 90.4 3 | 52.9 5 |
| 1967 | 1230.0 6 | 629.0 8 | 347.0 9 | 230.0 10 | 179.0 8 | 148.0 3 | 133.0 2 | 107.0 4 | 91.9 2 | 53.2 4 |
| 1968 | 1470.0 2 | 1080.0 2 | 598.0 3 | 346.0 1 | 187.0 6 | 137.0 4 | 105.0 6 | 92.9 7 | 72.3 9 | 58.8 2 |
| 1969 | 600.0 14 | 550.0 9 | 381.0 7 | 284.0 6 | 180.0 7 | 111.0 10 | 96.6 10 | 95.3 5 | 75.2 8 | 51.8 6 |
| 1970 | 1410.0 5 | 1050.0 4 | 587.0 4 | 310.0 4 | 212.0 2 | 178.0 1 | 131.0 3 | 119.0 2 | 85.3 4 | 50.3 8 |
| 1971 | 500.0 18 | 277.0 20 | 154.0 20 | 111.0 20 | 99.0 17 | 84.2 15 | 62.1 17 | 53.8 16 | 51.9 14 | 31.7 17 |
| 1972 | 1440.0 3 | 901.0 5 | 450.0 6 | 226.0 11 | 123.0 12 | 115.0 8 | 104.0 7 | 94.9 6 | 77.1 6 | 50.8 7 |

STATISTICS ON NORMAL MONTHLY MEANS(ALL DAYS)

| OCT | NOV | DEC | JAN | FEB | MARCH | APRIL | MAY | JUNE | JULY | AUG | SEPT |
|---|---|---|---|---|---|---|---|---|---|---|---|
| BY ROWS(MEAN,VARIANCE,STANDARD DEVIATION, SKEWNESS, COEFF. OF VARIATION,PERCENTAGE OF AVERAGE FLOW) | | | | | | | | | | | |
| 0.2603E+02 | 0.2265E+02 | 0.3857E+02 | 0.3817E+02 | 0.6219E+02 | 0.6485E+02 | 0.7345E+02 | 0.5101E+02 | 0.3332E+02 | 0.2745E+02 | 0.2417E+02 | 0.2126E+02 |
| 0.1516E+04 | 0.3608E+03 | 0.1682E+04 | 0.1131E+04 | 0.2540E+04 | 0.1629E+04 | 0.2401E+04 | 0.2238E+04 | 0.1878E+04 | 0.6599E+03 | 0.8947E+03 | 0.8596E+03 |
| 0.3893E+02 | 0.1900E+02 | 0.4101E+02 | 0.3363E+02 | 0.5040E+02 | 0.4036E+02 | 0.4900E+02 | 0.4731E+02 | 0.3284E+02 | 0.2569E+02 | 0.2991E+02 | 0.2932E+02 |
| 0.3271E+01 | 0.1377E+01 | 0.1773E+01 | 0.1784E+01 | 0.1114E+01 | 0.1609E+01 | 0.7076E+00 | 0.1590E+01 | 0.1729E+01 | 0.1943E+01 | 0.2850E+01 | 0.2511E+01 |
| 0.1496E+01 | 0.8387E+00 | 0.1063E+01 | 0.8812E+00 | 0.8104E+00 | 0.6224E+00 | 0.6671E+00 | 0.9274E+00 | 0.9855E+00 | 0.9357E+00 | 0.1238E+01 | 0.1379E+01 |
| 0.5388E+01 | 0.4688E+01 | 0.7983E+01 | 0.7900E+01 | 0.1287E+02 | 0.1342E+02 | 0.1520E+02 | 0.1056E+02 | 0.6897E+01 | 0.5682E+01 | 0.5003E+01 | 0.4400E+01 |

STATISTICS ON NORMAL ANNUAL MEANS(ALL DAYS)

| MEAN | VARIANCE | STANDARD DEVIATION | SKEWNESS | COEFF. OF VARIATION | SERIAL CORR |
|---|---|---|---|---|---|
| 0.4013E+02 | 0.1896E+03 | 0.1377E+02 | -0.6179E+00 | 0.3431E+00 | 0.4186E+00 |

STATISTICS ON LOG MONTHLY MEANS(ALL DAYS)

| OCT | NOV | DEC | JAN | FEB | MARCH | APRIL | MAY | JUNE | JULY | AUG | SEPT |
|---|---|---|---|---|---|---|---|---|---|---|---|
| BY ROWS(MEAN,VARIANCE,STANDARD DEVIATION, SKEWNESS, COEFF. OF VARIATION,PERCENTAGE OF AVERAGE FLOW) | | | | | | | | | | | |
| 0.1176E+01 | 0.1226E+01 | 0.1379E+01 | 0.1438E+01 | 0.1627E+01 | 0.1733E+01 | 0.1760E+01 | 0.1553E+01 | 0.1373E+01 | 0.1310E+01 | 0.1201E+01 | 0.1112E+01 |
| 0.1713E+00 | 0.1155E+00 | 0.1933E+00 | 0.1352E+00 | 0.1874E+00 | 0.8040E-01 | 0.1077E+00 | 0.1380E+00 | 0.1195E+00 | 0.1027E+00 | 0.1338E+00 | 0.1440E+00 |
| 0.4139E+00 | 0.3399E+00 | 0.4397E+00 | 0.3677E+00 | 0.4329E+00 | 0.2835E+00 | 0.3282E+00 | 0.3715E+00 | 0.3457E+00 | 0.3204E+00 | 0.3658E+00 | 0.3795E+00 |
| 0.1165E+01 | 0.3394E+00 | 0.2292E+00 | 0.1292E+00 | -0.5007E+00 | -0.5638E+00 | -0.2496E+00 | 0.3851E+00 | 0.9142E+00 | 0.8670E+00 | 0.1129E+01 | 0.1601E+01 |
| 0.3521E+00 | 0.2772E+00 | 0.3189E+00 | 0.2558E+00 | 0.2662E+00 | 0.1636E+00 | 0.1864E+00 | 0.2392E+00 | 0.2518E+00 | 0.2446E+00 | 0.3045E+00 | 0.3413E+00 |
| 0.6962E+01 | 0.7261E+01 | 0.8165E+01 | 0.8513E+01 | 0.9632E+01 | 0.1026E+02 | 0.1042E+02 | 0.9197E+01 | 0.8130E+01 | 0.7757E+01 | 0.7114E+01 | 0.6584E+01 |

STATISTICS ON LOG ANNUAL MEANS(ALL DAYS)

| MEAN | VARIANCE | STANDARD DEVIATION | SKEWNESS | COEFF. OF VARIATION | SERIAL CORR |
|---|---|---|---|---|---|
| 0.1570E+01 | 0.3653E-01 | 0.1911E+00 | -0.1430E+01 | 0.1217E+00 | 0.3933E+00 |

ANNUAL PEAKS

| | |
|---|---|
| 1949 | 504 |
| 1950 | 1050 |
| 1951 | 738 |
| 1954 | 1000 |
| 1955 | 1840 |
| 1956 | 710 |
| 1957 | 1250 |
| 1958 | 794 |
| 1959 | 1200 |
| 1960 | 940 |
| 1961 | 880 |
| 1962 | 950 |
| 1963 | 360 |
| 1964 | 159 |
| 1965 | 1000 |
| 1966 | 1510 |
| 1967 | 1480 |
| 1968 | 1760 |
| 1969 | 750 |
| 1970 | 1460 |
| 1971 | 500 |
| 1972 | 1670 |

## 05520000 Singleton ditch at Illinoi, Ill.

LOCATION.--Lat 41°11'20", long 87°31'35", in SW¼NW¼ sec.8, T.31 N., R.15 E., Kankakee County, Illinois, 50 ft (15 m) downstream from county highway bridge and Indiana-Illinois State line, at Illinoi, and beside the Cleveland, Cincinnati, Chicago, and St. Louis Railway.

DRAINAGE AREA.--220 mi² (570 km²).

DURATION TABLE OF DAILY DISCHARGE FOR YEAR ENDING SEPTEMBER 30

| CLASS | 0 | 1 | 2 | 3 | 4 | 5 | 6 | 7 | 8 | 9 | 10 | 11 | 12 | 13 | 14 | 15 | 16 | 17 | 18 | 19 | 20 | 21 | 22 | 23 | 24 | 25 | 26 | 27 | 28 | 29 | 30 | 31 | 32 | 33 | 34 | |
|---|---|---|---|---|---|---|---|---|---|---|---|---|---|---|---|---|---|---|---|---|---|---|---|---|---|---|---|---|---|---|---|---|---|---|---|---|
| YEAR | NUMBER OF DAYS IN CLASS | | | | | | | | | | | | | | | | | | | | | | | | | | | | | | | | | | | CFS_DAYS |
| 1945 | | | | | | | 25 | 30 | 42 | 34 | 25 | 18 | 17 | 13 | 8 | 5 | 9 | 6 | 14 | 24 | 18 | 18 | 14 | 14 | 4 | 4 | 2 | 9 | 2 | 3 | 2 | 1 | | | | 45680.0 |
| 1946 | | | | | | | 19 | 12 | 13 | 13 | 10 | 6 | 33 | 42 | 33 | 26 | 31 | 24 | 12 | 11 | 4 | 7 | 24 | 17 | 6 | 5 | 4 | 4 | 5 | 4 | | | | | | 47998.0 |
| 1947 | | | | | | | 9 | 10 | 2 | 22 | 34 | 32 | 24 | 33 | 22 | 12 | 9 | 16 | 12 | 13 | 14 | 11 | 7 | 9 | 13 | 13 | 12 | 10 | 11 | 9 | 4 | | 1 | | | 67838.0 |
| 1948 | | | | | | | | 11 | 17 | 54 | 24 | 14 | 26 | 21 | 22 | 23 | 21 | 16 | 13 | 18 | 6 | 16 | 7 | 15 | 9 | 5 | 5 | 6 | 8 | 3 | 2 | 3 | 1 | | | 55678.0 |
| 1949 | | | | | | | | | | 22 | 28 | 26 | 16 | 12 | 11 | 19 | 25 | 21 | 12 | 23 | 22 | 22 | 27 | 24 | 12 | 4 | 14 | 2 | 5 | 5 | | 2 | | | | 53948.0 |
| 1950 | | | | | | | | | | | 4 | 53 | 26 | 19 | 19 | 17 | 14 | 7 | 8 | 11 | 23 | 10 | 8 | 13 | 19 | 18 | 25 | 13 | 14 | 11 | 6 | 6 | 7 | 6 | 8 | 110025.0 |
| 1951 | | | | | | | | | | | | 15 | 49 | 14 | 30 | 27 | 28 | 20 | 21 | 19 | 31 | 15 | 15 | 13 | 15 | 13 | 13 | 5 | 2 | 3 | 9 | 6 | 1 | 1 | | 67161.0 |
| 1952 | | | | | | | | | | 2 | 12 | 11 | 10 | 18 | 15 | 9 | 10 | 15 | 19 | 17 | 58 | 37 | 38 | 26 | 13 | 12 | 14 | 7 | 6 | 3 | 4 | 3 | 2 | 2 | 3 | 82235.0 |
| 1953 | | | | | | | | | 2 | 33 | 24 | 48 | 21 | 32 | 26 | 19 | 26 | 19 | 30 | 21 | 21 | 9 | 14 | 3 | 4 | 1 | 2 | 2 | 5 | | 1 | | 1 | 1 | | 36228.0 |
| 1954 | | | | | | | | 2 | 9 | 55 | 30 | 21 | 17 | 31 | 27 | 17 | 21 | 17 | 20 | 14 | 20 | 9 | 8 | 9 | 10 | 8 | 5 | 5 | 2 | 2 | | 4 | 1 | | 1 | 44079.0 |
| 1955 | | | | | | | | | | 6 | 26 | 23 | 9 | 10 | 14 | 15 | 23 | 36 | 36 | 26 | 24 | 22 | 25 | 15 | 14 | 11 | 8 | 6 | 4 | 3 | 2 | 1 | 1 | 2 | 3 | 65802.0 |
| 1956 | | | | | | | 11 | 7 | 16 | 9 | 22 | 20 | 44 | 68 | 28 | 26 | 22 | 18 | 5 | 12 | 9 | 9 | 11 | 7 | 4 | 6 | 1 | 2 | 2 | 1 | 3 | 2 | | 1 | | 42284.0 |
| 1957 | | | | | | | 9 | 41 | 25 | 23 | 27 | 20 | 16 | 24 | 25 | 18 | 10 | 24 | 8 | 22 | 11 | 18 | 8 | 9 | 7 | 4 | 3 | | 3 | | 3 | 1 | 2 | 4 | | 50173.0 |
| 1958 | | | | | | | | | | 2 | 18 | 5 | 7 | 18 | 27 | 27 | 40 | 42 | 48 | 30 | 25 | 9 | 9 | 15 | 13 | 7 | 3 | 6 | 1 | 9 | 1 | 2 | 1 | | | 54374.0 |
| 1959 | | | | | | | | | | | 6 | 13 | 44 | 38 | 46 | 21 | 30 | 18 | 9 | 9 | 19 | 9 | 13 | 9 | 13 | 7 | 14 | 10 | 5 | 5 | 4 | 8 | 3 | 2 | 10 | 84945.0 |
| 1960 | | | | | | | | | | 1 | 11 | 17 | 8 | 9 | 14 | 5 | 11 | 12 | 39 | 22 | 40 | 24 | 42 | 22 | 28 | 11 | 13 | 8 | 3 | 7 | 4 | 5 | 7 | 2 | 1 | 88763.0 |
| 1961 | | | | | | | | | 8 | 21 | 20 | 34 | 30 | 35 | 29 | 19 | 11 | 35 | 24 | 25 | 12 | 5 | 9 | 7 | 12 | 6 | 5 | 4 | 1 | 1 | 2 | 5 | 2 | 1 | 2 | 49935.0 |
| 1962 | | | | | | | | | | | 12 | 22 | 11 | 9 | 15 | 25 | 18 | 16 | 27 | 35 | 49 | 30 | 28 | 12 | 15 | 9 | 9 | 6 | 3 | 3 | 4 | 1 | 3 | 3 | | 68661.0 |
| 1963 | | | | | | | 7 | 14 | 21 | 14 | 20 | 24 | 47 | 41 | 34 | 45 | 30 | 18 | 16 | 10 | 4 | 3 | 5 | 1 | 1 | 2 | 1 | | | 1 | | | 2 | 2 | 2 | 31230.0 |
| 1964 | | | 9 | 7 | 4 | 31 | 19 | 20 | 23 | 38 | 39 | 38 | 37 | 24 | 17 | 23 | 13 | 11 | 5 | 4 | 5 | 2 | 3 | 2 | 1 | 1 | | | | | | | | | | 14986.4 |
| 1965 | | | | | | | 6 | 30 | 14 | 10 | 19 | 9 | 18 | 23 | 30 | 36 | 8 | 14 | 20 | 9 | 15 | 14 | 14 | 19 | 13 | 7 | 11 | 5 | 5 | 7 | 2 | 3 | 3 | 1 | | 57946.0 |
| 1966 | | | | | | | 2 | 21 | 8 | 8 | 13 | 9 | 10 | 23 | 29 | 8 | 29 | 26 | 20 | 22 | 22 | 9 | 21 | 11 | 12 | 10 | 12 | 9 | 6 | 5 | 5 | 8 | 1 | 2 | 4 | 75290.0 |
| 1967 | | | | | | | 7 | 18 | 13 | 34 | 15 | 14 | 10 | 9 | 11 | 6 | 29 | 31 | 19 | 16 | 16 | 11 | 13 | 10 | 13 | 14 | 14 | 10 | 8 | 7 | 5 | 4 | 4 | 2 | 2 | 73223.0 |
| 1968 | | | | | | | | | | 1 | 12 | 1 | | 2 | 14 | 24 | 36 | 45 | 45 | 31 | 41 | 21 | 22 | 12 | 12 | 7 | 5 | 5 | 7 | 3 | 8 | 2 | 5 | 2 | 2 | 76631.0 |
| 1969 | | | | | | | | | | 1 | 18 | 11 | 6 | 32 | 22 | 23 | 14 | 37 | 47 | 24 | 21 | 11 | 20 | 15 | 13 | 12 | 6 | 10 | 9 | 8 | 1 | 2 | | 2 | | 65191.0 |
| 1970 | | | | | | | | | | | 1 | 29 | 22 | 13 | 15 | 21 | 35 | 18 | 39 | 27 | 20 | 19 | 22 | 17 | 17 | 9 | 9 | 6 | 5 | 5 | 2 | 4 | 4 | 4 | 2 | 75031.0 |
| 1971 | | | | | | | | | | | 13 | 21 | 13 | 25 | 36 | 34 | 36 | 24 | 16 | 12 | 34 | 25 | 19 | 14 | 11 | 10 | 6 | 4 | 6 | 2 | 2 | 2 | | | | 53273.0 |
| 1972 | | | | | | | | | | | | | 10 | 36 | 17 | 5 | 2 | 17 | 37 | 32 | 37 | 21 | 30 | 24 | 21 | 14 | 14 | 14 | 11 | 10 | 6 | 1 | 3 | 1 | 3 | 90458.0 |
| 1973 | | | | | | | | | | | | | | 21 | 9 | 12 | 9 | 10 | 9 | 6 | 14 | 30 | 31 | 20 | 34 | 45 | 35 | 23 | 17 | 11 | 12 | 4 | 5 | 2 | 6 | 133988.0 |

| CLASS | CFS | TOTAL | ACCUM | PERCT | CLASS | CFS | TOTAL | ACCUM | PERCT | CLASS | CFS | TOTAL | ACCUM | PERCT | CLASS | CFS | TOTAL | ACCUM | PERCT |
|---|---|---|---|---|---|---|---|---|---|---|---|---|---|---|---|---|---|---|---|
| 0 | 0.00 | 0 | 10592 | 100.0 | 9 | 24.00 | 498 | 9749 | 92.0 | 18 | 120.0 | 509 | 4284 | 40.4 | 27 | 570 | 156 | 644 | 6.0 |
| 1 | 6.00 | 9 | 10592 | 100.0 | 10 | 29.00 | 600 | 9251 | 87.3 | 19 | 140.0 | 673 | 3775 | 35.6 | 28 | 680 | 142 | 488 | 4.6 |
| 2 | 7.10 | 7 | 10583 | 99.9 | 11 | 35.00 | 521 | 8651 | 81.7 | 20 | 170.0 | 429 | 3102 | 29.3 | 29 | 810 | 100 | 346 | 3.2 |
| 3 | 8.50 | 4 | 10576 | 99.8 | 12 | 41.00 | 654 | 8130 | 76.8 | 21 | 200.0 | 515 | 2673 | 25.2 | 30 | 970 | 87 | 246 | 2.3 |
| 4 | 10.00 | 31 | 10572 | 99.8 | 13 | 49.00 | 708 | 7476 | 70.6 | 22 | 240.0 | 384 | 2158 | 20.4 | 31 | 1200 | 63 | 159 | 1.5 |
| 5 | 12.00 | 41 | 10541 | 99.5 | 14 | 59.00 | 595 | 6768 | 63.9 | 23 | 280.0 | 387 | 1774 | 16.7 | 32 | 1400 | 42 | 96 | .9 |
| 6 | 14.00 | 178 | 10500 | 99.1 | 15 | 70.00 | 608 | 6173 | 58.3 | 24 | 340.0 | 281 | 1387 | 13.1 | 33 | 1600 | 54 | 54 | .5 |
| 7 | 17.00 | 289 | 10322 | 97.5 | 16 | 83.00 | 611 | 5565 | 52.5 | 25 | 400.0 | 275 | 1106 | 10.4 | 34 | 2000 | | | |
| 8 | 20.00 | 364 | 10113 | 95.5 | 17 | 99.00 | 670 | 4954 | 46.8 | 26 | 480.0 | 187 | 831 | 7.8 | | | | | |

LOWEST MEAN DISCHARGE, IN CFS, AND RANKING, FOR THE FOLLOWING NUMBER OF CONSECUTIVE DAYS IN YEAR ENDING MARCH 31

| YEAR | 1 | | 3 | | 7 | | 14 | | 30 | | 60 | | 90 | | 120 | | 183 | | ANNUAL | |
|---|---|---|---|---|---|---|---|---|---|---|---|---|---|---|---|---|---|---|---|---|
| 1946 | 26.00 | 18 | 26.30 | 19 | 28.40 | 20 | 31.50 | 22 | 32.90 | 20 | 35.90 | 15 | 46.70 | 18 | 54.00 | 18 | 58.70 | 14 | 177.00 | 13 |
| 1947 | 15.00 | 4 | 15.00 | 4 | 15.60 | 4 | 15.80 | 4 | 16.10 | 4 | 17.50 | 5 | 20.70 | 5 | 24.70 | 6 | 40.40 | 7 | 95.60 | 4 |
| 1948 | 26.00 | 19 | 26.00 | 18 | 26.30 | 17 | 27.10 | 17 | 30.20 | 16 | 37.30 | 18 | 37.60 | 12 | 40.50 | 13 | 61.80 | 15 | 213.00 | 20 |
| 1949 | 17.00 | 7 | 17.70 | 7 | 19.60 | 7 | 20.00 | 7 | 22.30 | 8 | 23.00 | 7 | 24.90 | 7 | 25.70 | 7 | 35.10 | 6 | 162.00 | 12 |
| 1950 | 27.00 | 20 | 27.70 | 20 | 29.10 | 21 | 30.60 | 21 | 32.50 | 18 | 36.20 | 16 | 38.10 | 13 | 39.60 | 12 | 68.70 | 16 | 238.00 | 24 |
| 1951 | 29.00 | 24 | 29.00 | 24 | 29.60 | 22 | 29.80 | 20 | 32.50 | 19 | 38.10 | 19 | 39.90 | 14 | 41.80 | 14 | 58.30 | 13 | 213.00 | 21 |
| 1952 | 35.00 | 25 | 35.00 | 25 | 35.70 | 25 | 42.10 | 25 | 45.60 | 26 | 52.50 | 25 | 65.90 | 25 | 85.00 | 26 | 114.00 | 22 | 221.00 | 23 |
| 1953 | 22.00 | 13 | 22.70 | 13 | 23.90 | 12 | 23.00 | 11 | 25.00 | 11 | 27.40 | 9 | 29.70 | 9 | 34.00 | 9 | 41.00 | 8 | 150.00 | 10 |
| 1954 | 16.00 | 6 | 16.30 | 6 | 18.10 | 6 | 19.20 | 6 | 20.00 | 6 | 21.60 | 6 | 22.30 | 6 | 24.00 | 5 | 31.20 | 4 | 91.40 | 3 |
| 1955 | 20.00 | 11 | 20.00 | 11 | 20.00 | 11 | 20.90 | 10 | 24.30 | 10 | 33.60 | 12 | 42.10 | 16 | 65.40 | 20 | 136.00 | 25 | 212.00 | 19 |
| 1956 | 20.00 | 12 | 21.70 | 12 | 23.40 | 13 | 25.90 | 15 | 27.30 | 12 | 36.50 | 17 | 40.50 | 15 | 44.70 | 15 | 45.90 | 10 | 99.40 | 5 |
| 1957 | 15.00 | 5 | 15.30 | 5 | 15.70 | 5 | 16.00 | 5 | 16.70 | 5 | 17.20 | 4 | 18.80 | 4 | 19.70 | 3 | 24.80 | 3 | 79.00 | 2 |
| 1958 | 23.00 | 14 | 23.70 | 14 | 24.30 | 14 | 24.90 | 13 | 27.70 | 13 | 34.70 | 13 | 50.10 | 21 | 74.90 | 22 | 109.00 | 21 | 193.00 | 15 |
| 1959 | 28.00 | 21 | 28.70 | 22 | 33.10 | 24 | 36.00 | 24 | 37.10 | 24 | 40.30 | 20 | 46.70 | 17 | 47.10 | 16 | 72.60 | 17 | 204.00 | 18 |
| 1960 | 28.00 | 22 | 28.00 | 21 | 28.10 | 19 | 29.30 | 18 | 35.10 | 22 | 59.90 | 26 | 125.00 | 27 | 122.00 | 27 | 175.00 | 27 | 257.00 | 27 |
| 1961 | 18.00 | 8 | 18.30 | 8 | 19.10 | 8 | 20.40 | 8 | 22.90 | 9 | 28.40 | 10 | 31.40 | 10 | 31.00 | 8 | 32.80 | 5 | 122.00 | 9 |
| 1962 | 37.00 | 26 | 38.30 | 26 | 44.40 | 27 | 47.10 | 27 | 55.90 | 27 | 78.50 | 27 | 75.60 | 26 | 82.30 | 24 | 135.00 | 24 | 245.00 | 25 |
| 1963 | 19.00 | 9 | 19.00 | 9 | 19.10 | 9 | 23.80 | 12 | 27.80 | 14 | 31.80 | 11 | 34.90 | 11 | 36.90 | 10 | 41.30 | 9 | 102.00 | 7 |
| 1964 | 10.00 | 2 | 10.00 | 2 | 10.00 | 2 | 10.00 | 2 | 12.60 | 2 | 14.40 | 1 | 15.90 | 2 | 15.80 | 2 | 21.00 | 1 | 42.80 | 1 |
| 1965 | 6.00 | 1 | 6.17 | 1 | 6.93 | 1 | 7.11 | 1 | 9.58 | 1 | 14.40 | 2 | 14.70 | 1 | 15.70 | 1 | 24.50 | 2 | 100.00 | 6 |
| 1966 | 24.00 | 16 | 24.30 | 16 | 25.40 | 15 | 25.60 | 14 | 33.10 | 21 | 41.90 | 21 | 48.40 | 20 | 60.70 | 19 | 104.00 | 20 | 195.00 | 16 |
| 1967 | 13.00 | 3 | 13.30 | 3 | 13.90 | 3 | 14.10 | 3 | 14.60 | 3 | 15.40 | 3 | 18.10 | 3 | 23.10 | 4 | 46.10 | 11 | 204.00 | 17 |
| 1968 | 19.00 | 10 | 19.30 | 10 | 19.70 | 10 | 20.40 | 9 | 21.30 | 7 | 23.70 | 8 | 26.70 | 8 | 37.90 | 11 | 76.70 | 18 | 220.00 | 22 |
| 1969 | 41.00 | 27 | 41.70 | 27 | 42.30 | 26 | 43.40 | 26 | 45.60 | 25 | 51.40 | 24 | 58.60 | 23 | 76.60 | 23 | 126.00 | 23 | 179.00 | 14 |
| 1970 | 23.00 | 15 | 24.00 | 15 | 25.40 | 16 | 26.40 | 16 | 27.80 | 15 | 35.80 | 14 | 58.30 | 22 | 73.90 | 21 | 81.20 | 19 | 155.00 | 11 |
| 1971 | 28.00 | 23 | 29.00 | 23 | 31.10 | 23 | 32.00 | 23 | 36.30 | 23 | 48.70 | 23 | 59.00 | 24 | 84.90 | 25 | 142.00 | 26 | 248.00 | 26 |
| 1972 | 25.00 | 17 | 25.30 | 17 | 26.40 | 18 | 29.70 | 19 | 31.60 | 17 | 45.30 | 22 | 48.30 | 19 | 49.50 | 17 | 51.80 | 12 | 110.00 | 8 |
| 1973 | 88.00 | 28 | 90.00 | 28 | 93.80 | 28 | 104.00 | 28 | 165.00 | 28 | 201.00 | 28 | 236.00 | 28 | 251.00 | 28 | 292.00 | 28 | 402.00 | 28 |

HIGHEST MEAN DISCHARGE, IN CFS, AND RANKING, FOR THE FOLLOWING NUMBER OF CONSECUTIVE DAYS IN YEAR ENDING SEPTEMBER 30

| YEAR | 1 | 3 | 7 | 15 | 30 | 60 | 90 | 120 | 183 | ANNUAL |
|---|---|---|---|---|---|---|---|---|---|---|
| 1945 | 1230.0 24 | 1060.0 24 | 886.0 21 | 698.0 18 | 509.0 16 | 377.0 18 | 320.0 20 | 289.0 19 | 221.0 21 | 125.0 24 |
| 1946 | 925.0 28 | 873.0 26 | 816.0 25 | 598.0 21 | 373.0 27 | 292.0 24 | 290.0 23 | 244.0 24 | 215.0 22 | 132.0 23 |
| 1947 | 1410.0 23 | 1100.0 23 | 847.0 24 | 737.0 16 | 646.0 8 | 572.0 6 | 516.0 5 | 413.0 6 | 322.0 10 | 186.0 12 |
| 1948 | 1420.0 22 | 1300.0 19 | 1080.0 14 | 757.0 15 | 497.0 19 | 397.0 16 | 392.0 11 | 344.0 11 | 255.0 16 | 152.0 17 |
| 1949 | 1010.0 27 | 841.0 27 | 638.0 27 | 532.0 26 | 451.0 23 | 370.0 19 | 334.0 17 | 297.0 18 | 234.0 19 | 148.0 19 |
| 1950 | 1810.0 6 | 1660.0 7 | 1230.0 10 | 1050.0 2 | 884.0 2 | 777.0 1 | 671.0 1 | 664.0 1 | 541.0 1 | 301.0 2 |
| 1951 | 1590.0 17 | 1290.0 20 | 1030.0 15 | 769.0 14 | 508.0 17 | 420.0 13 | 401.0 10 | 343.0 12 | 285.0 12 | 184.0 13 |
| 1952 | 1710.0 11 | 1660.0 8 | 1180.0 12 | 725.0 17 | 480.0 21 | 347.0 21 | 337.0 16 | 340.0 13 | 325.0 8 | 225.0 6 |
| 1953 | 1470.0 21 | 1230.0 22 | 878.0 22 | 574.0 23 | 379.0 26 | 283.0 25 | 224.0 27 | 197.0 26 | 161.0 27 | 99.3 27 |
| 1954 | 1650.0 15 | 1340.0 17 | 856.0 23 | 566.0 24 | 498.0 18 | 393.0 17 | 310.0 22 | 263.0 22 | 208.0 23 | 121.0 25 |
| 1955 | 1940.0 3 | 1870.0 2 | 1380.0 7 | 843.0 10 | 511.0 15 | 315.0 23 | 312.0 21 | 287.0 20 | 282.0 13 | 180.0 14 |
| 1956 | 1600.0 16 | 1370.0 15 | 888.0 19 | 595.0 22 | 417.0 24 | 271.0 27 | 277.0 24 | 250.0 23 | 189.0 25 | 116.0 26 |
| 1957 | 1890.0 4 | 1790.0 4 | 1400.0 4 | 884.0 9 | 599.0 11 | 402.0 15 | 372.0 13 | 328.0 16 | 241.0 18 | 137.0 21 |
| 1958 | 1200.0 25 | 1000.0 25 | 886.0 20 | 561.0 25 | 335.0 28 | 259.0 28 | 230.0 26 | 190.0 27 | 185.0 26 | 149.0 18 |
| 1959 | 1980.0 1 | 1890.0 1 | 1610.0 1 | 1370.0 1 | 1050.0 1 | 727.0 2 | 614.0 2 | 528.0 3 | 409.0 3 | 233.0 5 |
| 1960 | 1780.0 8 | 1410.0 14 | 1000.0 16 | 660.0 19 | 517.0 14 | 429.0 11 | 382.0 12 | 372.0 8 | 332.0 7 | 243.0 4 |
| 1961 | 1720.0 9 | 1600.0 12 | 1320.0 9 | 917.0 7 | 607.0 10 | 407.0 14 | 321.0 19 | 265.0 21 | 203.0 24 | 137.0 22 |
| 1962 | 1530.0 18 | 1420.0 13 | 1200.0 11 | 1020.0 4 | 712.0 5 | 477.0 9 | 407.0 9 | 349.0 10 | 295.0 11 | 188.0 11 |
| 1963 | 1800.0 7 | 1680.0 5 | 1400.0 5 | 810.0 12 | 477.0 22 | 282.0 26 | 218.0 28 | 178.0 28 | 133.0 28 | 85.6 28 |
| 1964 | 356.0 29 | 312.0 29 | 219.0 29 | 168.0 29 | 145.0 29 | 103.0 29 | 85.7 29 | 78.3 29 | 64.3 29 | 40.9 29 |
| 1965 | 1520.0 19 | 1280.0 21 | 810.0 26 | 523.0 27 | 497.0 20 | 426.0 12 | 362.0 15 | 340.0 14 | 247.0 17 | 159.0 16 |
| 1966 | 1810.0 5 | 1680.0 6 | 1340.0 8 | 898.0 8 | 752.0 3 | 484.0 7 | 432.0 7 | 368.0 9 | 346.0 5 | 206.0 9 |
| 1967 | 1660.0 14 | 1350.0 16 | 934.0 17 | 788.0 13 | 703.0 6 | 617.0 5 | 523.0 4 | 425.0 5 | 351.0 4 | 201.0 10 |
| 1968 | 1710.0 10 | 1610.0 11 | 1380.0 6 | 1040.0 3 | 637.0 9 | 432.0 10 | 365.0 14 | 326.0 17 | 276.0 15 | 209.0 7 |
| 1969 | 1490.0 20 | 1300.0 18 | 913.0 18 | 822.0 11 | 540.0 13 | 370.0 20 | 328.0 18 | 335.0 15 | 280.0 14 | 179.0 15 |
| 1970 | 1700.0 12 | 1630.0 10 | 1440.0 3 | 923.0 6 | 669.0 7 | 632.0 4 | 479.0 6 | 434.0 4 | 324.0 9 | 206.0 8 |
| 1971 | 1100.0 26 | 840.0 28 | 573.0 28 | 438.0 28 | 404.0 25 | 336.0 22 | 253.0 25 | 219.0 25 | 228.0 20 | 146.0 20 |
| 1972 | 1660.0 13 | 1640.0 9 | 1170.0 13 | 657.0 20 | 552.0 12 | 479.0 8 | 428.0 8 | 389.0 7 | 339.0 6 | 247.0 3 |
| 1973 | 1940.0 2 | 1820.0 3 | 1520.0 2 | 971.0 5 | 748.0 4 | 655.0 3 | 599.0 3 | 546.0 2 | 530.0 2 | 367.0 1 |

STATISTICS ON NORMAL MONTHLY MEANS(ALL DAYS)

| OCT | NOV | DEC | JAN | FEB | MARCH | APRIL | MAY | JUNE | JULY | AUG | SEPT |
|---|---|---|---|---|---|---|---|---|---|---|---|
| BY ROWS(MEAN,VARIANCE,STANDARD DEVIATION, SKEWNESS, COEFF. OF VARIATION,PERCENTAGE OF AVERAGE FLOW) | | | | | | | | | | | |
| 0.8792E+02 | 0.1057E+03 | 0.1486E+03 | 0.2108E+03 | 0.2564E+03 | 0.3052E+03 | 0.3469E+03 | 0.2469E+03 | 0.1691E+03 | 0.1092E+03 | 0.6815E+02 | 0.6219E+02 |
| 0.1164E+05 | 0.1583E+05 | 0.1590E+05 | 0.3266E+05 | 0.3415E+05 | 0.2246E+05 | 0.4474E+05 | 0.2782E+05 | 0.1326E+05 | 0.5676E+04 | 0.4099E+04 | 0.6012E+04 |
| 0.1079E+03 | 0.1258E+03 | 0.1261E+03 | 0.1807E+03 | 0.1848E+03 | 0.1499E+03 | 0.2115E+03 | 0.1668E+03 | 0.1152E+03 | 0.7534E+02 | 0.6403E+02 | 0.7754E+02 |
| 0.2184E+01 | 0.2454E+01 | 0.1151E+01 | 0.1075E+01 | 0.1761E+01 | 0.7806E+00 | 0.7168E+00 | 0.8075E+00 | 0.1161E+01 | 0.1744E+01 | 0.2447E+01 | 0.2609E+01 |
| 0.1227E+01 | 0.1190E+01 | 0.8484E+00 | 0.8572E+00 | 0.7207E+00 | 0.4910E+00 | 0.6097E+00 | 0.6755E+00 | 0.6811E+00 | 0.6901E+00 | 0.9395E+00 | 0.1247E+01 |
| 0.4153E+01 | 0.4992E+01 | 0.7620E+01 | 0.9957E+01 | 0.1211E+02 | 0.1442E+02 | 0.1639E+02 | 0.1166E+02 | 0.7985E+01 | 0.5156E+01 | 0.3219E+01 | 0.2937E+01 |

STATISTICS ON NORMAL ANNUAL MEANS(ALL DAYS)

| MEAN | VARIANCE | STANDARD DEVIATION | SKEWNESS | COEFF. OF VARIATION | SERIAL CORR |
|---|---|---|---|---|---|
| 0.1759E+03 | 0.4324E+04 | 0.6576E+02 | 0.7532E+00 | 0.3738E+00 | 0.2843E+00 |

STATISTICS ON LOG MONTHLY MEANS(ALL DAYS)

| OCT | NOV | DEC | JAN | FEB | MARCH | APRIL | MAY | JUNE | JULY | AUG | SEPT |
|---|---|---|---|---|---|---|---|---|---|---|---|
| BY ROWS(MEAN,VARIANCE,STANDARD DEVIATION, SKEWNESS, COEFF. OF VARIATION,PERCENTAGE OF AVERAGE FLOW) | | | | | | | | | | | |
| 0.1720E+01 | 0.1816E+01 | 0.2066E+01 | 0.2144E+01 | 0.2297E+01 | 0.2426E+01 | 0.2453E+01 | 0.2290E+01 | 0.2143E+01 | 0.1957E+01 | 0.1718E+01 | 0.1612E+01 |
| 0.1774E+00 | 0.1665E+00 | 0.1681E+00 | 0.1862E+00 | 0.1190E+00 | 0.6116E-01 | 0.8631E-01 | 0.9765E-01 | 0.7219E-01 | 0.6862E-01 | 0.8607E-01 | 0.1273E+00 |
| 0.4212E+00 | 0.4088E+00 | 0.4100E+00 | 0.4315E+00 | 0.3449E+00 | 0.2473E+00 | 0.2938E+00 | 0.3125E+00 | 0.2687E+00 | 0.2620E+00 | 0.2934E+00 | 0.3569E+00 |
| 0.7241E+00 | 0.6804E+00 | -0.2102E+00 | -0.2377E+00 | -0.7394E+00 | -0.9956E+00 | -0.2818E+00 | -0.7225E-01 | 0.4905E+00 | 0.4925E+00 | 0.9668E+00 | 0.1159E+01 |
| 0.2449E+00 | 0.2247E+00 | 0.2044E+00 | 0.2012E+00 | 0.1502E+00 | 0.1019E+00 | 0.1198E+00 | 0.1364E+00 | 0.1254E+00 | 0.1339E+00 | 0.1707E+00 | 0.2214E+00 |
| 0.6557E+01 | 0.7388E+01 | 0.8159E+01 | 0.8722E+01 | 0.9343E+01 | 0.9671E+01 | 0.9976E+01 | 0.9317E+01 | 0.8718E+01 | 0.7960E+01 | 0.6991E+01 | 0.6557E+01 |

STATISTICS ON LOG ANNUAL MEANS(ALL DAYS)

| MEAN | VARIANCE | STANDARD DEVIATION | SKEWNESS | COEFF. OF VARIATION | SERIAL CORR |
|---|---|---|---|---|---|
| 0.2213E+01 | 0.9283E-01 | 0.1812E+00 | -0.1120E+01 | 0.8188E-01 | 0.2989E+00 |

ANNUAL PEAKS

| | | | | | | | |
|---|---|---|---|---|---|---|---|
| 1945 | 1230 | 1953 | 1590 | 1960 | 1900 | 1967 | 1810 |
| 1946 | 975 | 1954 | 1830 | 1961 | 1840 | 1968 | 1850 |
| 1947 | 1410 | 1955 | 2010 | 1962 | 1860 | 1969 | 1840 |
| 1948 | 1810 | 1956 | 1600 | 1963 | 2000 | 1970 | 1800 |
| 1949 | 1170 | 1957 | 1920 | 1964 | 422 | 1971 | 1100 |
| 1950 | 1850 | 1958 | 1470 | 1965 | 1800 | 1972 | 2020 |
| 1951 | 1710 | 1959 | 2040 | 1966 | 1870 | 1973 | 2000 |
| 1952 | 1800 | | | | | | |

## 05521000 Iroquois River at Rosebud, Ind.

LOCATION.--Lat 41°02'00", long 87°10'49", in NW¼SW¼ sec.24, T.30 N., R.7 W., Jasper County, 100 ft (30 m) downstream from bridge on county road, 0.5 mile (0.8 km) north of Rosebud, 0.5 mile (0.8 km) downstream from confluence of Swain and Dexter ditches, 1.5 miles (2.4 km) upstream from Davidson ditch, and 2 miles (3 km) east of Parr.

DRAINAGE AREA.--35.6 mi² (92.2 km²).

DURATION TABLE OF DAILY DISCHARGE FOR YEAR ENDING SEPTEMBER 30

| CLASS | 0 | 1 | 2 | 3 | 4 | 5 | 6 | 7 | 8 | 9 | 10 | 11 | 12 | 13 | 14 | 15 | 16 | 17 | 18 | 19 | 20 | 21 | 22 | 23 | 24 | 25 | 26 | 27 | 28 | 29 | 30 | 31 | 32 | 33 | 34 | |
|---|---|---|---|---|---|---|---|---|---|---|---|---|---|---|---|---|---|---|---|---|---|---|---|---|---|---|---|---|---|---|---|---|---|---|---|---|
| YEAR | NUMBER OF DAYS IN CLASS | | | | | | | | | | | | | | | | | | | | | | | | | | | | | | | | | | | CFS_DAYS |
| 1949 | | | | | | | | | | 13 | 25 | 74 | 7 | 26 | 10 | 21 | 7 | 21 | 15 | 16 | 26 | 34 | 24 | 11 | 11 | 12 | 4 | 4 | | 3 | 1 | | | | | 7365.5 |
| 1950 | | | | | | | | | | 2 | 4 | 48 | 19 | 41 | 18 | 6 | 7 | 16 | 10 | 21 | 12 | 8 | 7 | 26 | 27 | 19 | 15 | 18 | 10 | 8 | 8 | 6 | 2 | 4 | 3 | 16930.8 |
| 1951 | | | | | | | | | | | | 2 | 23 | 9 | 31 | 15 | 38 | 36 | 22 | 30 | 29 | 24 | 16 | 22 | 17 | 14 | 11 | 11 | 5 | 6 | 1 | 3 | | | | 11184.8 |
| 1952 | | | | | | | | | | | 5 | 17 | 20 | 17 | 21 | 11 | 4 | 17 | 11 | 16 | 19 | 54 | 42 | 43 | 30 | 16 | 8 | 8 | 2 | 3 | 2 | 2 | | | | 11982.4 |
| 1953 | | | | | | | | | | | 19 | 42 | 50 | 25 | 27 | 18 | 29 | 34 | 30 | 19 | 17 | 13 | 10 | 7 | 9 | 4 | 5 | 3 | 3 | | 1 | | | | | 5920.5 |
| 1954 | | | | | | | | | | | 1 | 17 | 22 | 60 | 77 | 21 | 20 | 15 | 19 | 28 | 25 | 12 | 22 | 17 | 4 | 1 | 2 | | 2 | | | | | | | 5659.5 |
| 1955 | | | | | | | | | | | | | 8 | 51 | 63 | 17 | 9 | 34 | 20 | 26 | 44 | 20 | 25 | 19 | 10 | 10 | 5 | 2 | 2 | | | | | | | 7638.4 |
| 1956 | | | | | | | | | | | | 13 | 19 | 24 | 38 | 72 | 45 | 45 | 30 | 20 | 19 | 16 | 7 | 5 | 5 | 1 | 2 | | 2 | | 2 | 1 | | | | 5770.5 |
| 1957 | | | | | | | | | | | 10 | 72 | 17 | 35 | 53 | 27 | 18 | 16 | 6 | 7 | 11 | 14 | 19 | 18 | 8 | 5 | 9 | 5 | 4 | 3 | 4 | 1 | 3 | | | 8538.4 |
| 1958 | | | | | | | | | | | | | 16 | 29 | 33 | 20 | 27 | 33 | 34 | 49 | 31 | 26 | 14 | 18 | 8 | 7 | 7 | 1 | 4 | 1 | 1 | 4 | 2 | | | 11189.6 |
| 1959 | | | | | | | | | | 4 | 17 | 14 | 22 | 56 | 34 | 28 | 33 | 18 | 13 | 12 | 11 | 21 | 17 | 19 | 20 | 11 | 5 | 3 | 2 | | | 1 | 2 | 2 | | 8356.5 |
| 1960 | | | | | | | | | | | 6 | 18 | 15 | 21 | 12 | 9 | 11 | 12 | 14 | 51 | 50 | 46 | 37 | 17 | 19 | 9 | 5 | 5 | 3 | 2 | 4 | | | | | 10330.2 |
| 1961 | | | | | | | | | | | 21 | 34 | 67 | 44 | 38 | 14 | 13 | 28 | 7 | 29 | 12 | 13 | 12 | 6 | 12 | 5 | 5 | 1 | 2 | 1 | | 1 | | | | 5703.9 |
| 1962 | | | | | | | | | | | | 13 | 23 | 7 | 16 | 11 | 24 | 26 | 10 | 29 | 36 | 43 | 36 | 31 | 17 | 17 | 7 | 8 | 5 | 3 | 3 | | | | | 11233.1 |
| 1963 | | | | | | | | | | 19 | 91 | 23 | 31 | 19 | 27 | 38 | 23 | 29 | 12 | 7 | 6 | 5 | 5 | 13 | 7 | 1 | 2 | 2 | 1 | 2 | | 1 | 1 | | | 4786.5 |
| 1964 | | | | | 1 | 8 | 30 | 41 | 27 | 67 | 24 | 29 | 26 | 16 | 13 | 13 | 21 | 13 | 13 | 5 | 8 | 3 | 4 | 1 | 1 | 1 | 1 | | | | | | | | | 2334.4 |
| 1965 | | 3 | 2 | 3 | 5 | 7 | 23 | 15 | 11 | 8 | 17 | 20 | 14 | 31 | 11 | 17 | 13 | 19 | 8 | 24 | 19 | 8 | 17 | 17 | 17 | 21 | 7 | 3 | 2 | 3 | | | | | | 7459.5 |
| 1966 | | | | | | | | | | 15 | 23 | 18 | 20 | 9 | 3 | 20 | 22 | 36 | 34 | 34 | 35 | 21 | 14 | 13 | 8 | 11 | 8 | 13 | 3 | 3 | 1 | 2 | | | | 9276.0 |
| 1967 | | | | | | | | | 1 | 19 | 39 | 31 | 17 | 11 | 4 | 12 | 6 | 17 | 13 | 21 | 24 | 13 | 26 | 15 | 26 | 18 | 17 | 17 | 7 | 4 | 6 | 1 | | | | 12222.9 |
| 1968 | | | | | | | | | | 2 | 12 | 1 | 5 | 10 | 36 | 32 | 33 | 33 | 40 | 20 | 26 | 20 | 22 | 20 | 15 | 7 | 4 | 4 | 5 | 5 | 6 | 1 | 3 | 2 | | 11463.1 |
| 1969 | | | | | | | | | | | 3 | 22 | 15 | 26 | 38 | 14 | 14 | 46 | 39 | 20 | 16 | 14 | 24 | 22 | 17 | 13 | 12 | 4 | 2 | 3 | | 1 | | | | 8933.0 |
| 1970 | | | | | | | | | | 9 | 20 | 13 | 13 | 21 | 24 | 12 | 8 | 22 | 33 | 41 | 39 | 30 | 24 | 19 | 12 | 7 | 5 | 3 | 2 | 4 | 1 | 3 | | | | 9082.3 |
| 1971 | | | | | | | | | | | 10 | 17 | 21 | 29 | 24 | 22 | 47 | 42 | 41 | 41 | 23 | 13 | 18 | 6 | 6 | 2 | 2 | | | | | 1 | | | | 7115.1 |
| 1972 | | | | | | | | | | | | 5 | 8 | 20 | 13 | 18 | 29 | 41 | 36 | 29 | 22 | 27 | 33 | 25 | 22 | 11 | 13 | 7 | 4 | 1 | | 2 | | | | 12910.5 |
| 1973 | | | | | | | | | | | | | 16 | 19 | 7 | 11 | 11 | 7 | 8 | 16 | 24 | 43 | 35 | 73 | 43 | 22 | 12 | 4 | 6 | 2 | 4 | 2 | | | | 17589.8 |

| CLASS | CFS | TOTAL | ACCUM | PERCT | CLASS | CFS | TOTAL | ACCUM | PERCT | CLASS | CFS | TOTAL | ACCUM | PERCT | CLASS | CFS | TOTAL | ACCUM | PERCT |
|---|---|---|---|---|---|---|---|---|---|---|---|---|---|---|---|---|---|---|---|
| 0 | 0.00 | 0 | 9131 | 100.0 | 9 | 2.40 | 158 | 8954 | 98.1 | 18 | 15.0 | 522 | 4522 | 49.5 | 27 | 87 | 150 | 399 | 4.3 |
| 1 | 0.50 | 3 | 9131 | 100.0 | 10 | 3.00 | 337 | 8796 | 96.3 | 19 | 18.0 | 593 | 4000 | 43.8 | 28 | 110 | 76 | 249 | 2.7 |
| 2 | 0.60 | 2 | 9128 | 100.0 | 11 | 3.60 | 531 | 8459 | 92.6 | 20 | 22.0 | 619 | 3407 | 37.3 | 29 | 130 | 67 | 173 | 1.8 |
| 3 | 0.70 | 3 | 9126 | 99.9 | 12 | 4.40 | 475 | 7928 | 86.8 | 21 | 27.0 | 532 | 2788 | 30.5 | 30 | 160 | 44 | 106 | 1.1 |
| 4 | 0.90 | 6 | 9123 | 99.9 | 13 | 5.40 | 619 | 7453 | 81.6 | 22 | 32.0 | 519 | 2256 | 24.7 | 31 | 190 | 30 | 62 | .6 |
| 5 | 1.10 | 15 | 9117 | 99.8 | 14 | 6.60 | 691 | 6834 | 74.8 | 23 | 39.0 | 461 | 1737 | 19.0 | 32 | 240 | 19 | 32 | .3 |
| 6 | 1.30 | 53 | 9102 | 99.7 | 15 | 8.10 | 505 | 6143 | 67.3 | 24 | 48.0 | 414 | 1276 | 14.0 | 33 | 290 | 10 | 13 | .1 |
| 7 | 1.60 | 56 | 9049 | 99.1 | 16 | 9.80 | 469 | 5638 | 61.7 | 25 | 59.0 | 282 | 862 | 9.4 | 34 | 350 | 3 | 3 | .0 |
| 8 | 2.00 | 39 | 8993 | 98.5 | 17 | 12.00 | 647 | 5169 | 56.6 | 26 | 72.0 | 181 | 580 | 6.4 | | | | | |

LOWEST MEAN DISCHARGE, IN CFS, AND RANKING, FOR THE FOLLOWING NUMBER OF CONSECUTIVE DAYS IN YEAR ENDING MARCH 31

| YEAR | 1 | 3 | 7 | 14 | 30 | 60 | 90 | 120 | 183 | ANNUAL |
|---|---|---|---|---|---|---|---|---|---|---|
| 1950 | 2.80 8 | 2.87 8 | 2.89 6 | 2.91 5 | 3.05 5 | 3.73 6 | 3.84 4 | 4.00 4 | 6.22 6 | 33.60 20 |
| 1951 | 5.00 19 | 5.07 19 | 5.27 18 | 5.64 18 | 7.53 22 | 9.45 22 | 12.80 23 | 14.20 22 | 16.20 21 | 35.10 23 |
| 1952 | 3.70 17 | 3.90 17 | 4.10 16 | 4.43 15 | 4.91 15 | 5.27 14 | 7.61 16 | 14.20 23 | 22.00 22 | 34.50 21 |
| 1953 | 3.10 11 | 3.30 13 | 3.41 12 | 3.56 12 | 3.80 12 | 4.07 9 | 4.45 8 | 4.96 8 | 6.50 7 | 22.40 10 |
| 1954 | 3.10 12 | 3.17 10 | 3.21 10 | 3.31 10 | 3.61 9 | 4.50 11 | 5.22 10 | 5.77 9 | 5.86 5 | 13.60 4 |
| 1955 | 3.50 15 | 3.67 15 | 4.20 17 | 4.77 16 | 5.97 16 | 6.75 17 | 8.19 18 | 7.85 12 | 9.28 12 | 19.60 8 |
| 1956 | 5.00 20 | 5.27 20 | 5.60 20 | 6.15 22 | 6.86 21 | 7.17 19 | 8.48 19 | 9.11 15 | 9.19 11 | 17.80 6 |
| 1957 | 3.20 14 | 3.37 14 | 3.43 13 | 3.53 11 | 3.63 10 | 3.77 7 | 3.86 5 | 4.05 5 | 5.03 4 | 11.50 2 |
| 1958 | 5.80 24 | 5.80 24 | 5.80 22 | 5.81 20 | 6.12 18 | 7.02 18 | 8.81 20 | 12.80 21 | 22.40 23 | 34.80 22 |
| 1959 | 5.50 23 | 5.70 22 | 5.81 23 | 5.90 21 | 6.01 17 | 6.45 16 | 7.45 15 | 8.36 13 | 10.50 13 | 30.90 18 |
| 1960 | 2.60 7 | 2.77 6 | 2.94 7 | 3.00 7 | 3.25 6 | 4.22 10 | 5.63 11 | 6.31 11 | 11.20 14 | 25.50 13 |
| 1961 | 3.00 9 | 3.00 9 | 3.04 9 | 3.14 9 | 3.71 11 | 3.88 8 | 4.20 7 | 4.43 6 | 4.48 3 | 16.10 5 |
| 1962 | 5.40 21 | 5.47 21 | 5.60 21 | 5.80 19 | 6.40 19 | 9.31 21 | 10.20 21 | 10.70 18 | 13.60 17 | 31.80 19 |
| 1963 | 2.50 4 | 2.50 4 | 2.50 3 | 2.75 4 | 2.95 4 | 3.57 4 | 4.68 9 | 5.92 10 | 6.84 8 | 18.10 7 |
| 1964 | 1.20 2 | 1.20 2 | 1.21 2 | 1.34 2 | 1.49 2 | 2.37 2 | 2.41 2 | 2.45 2 | 3.00 2 | 6.65 1 |
| 1965 | 0.50 1 | 0.53 1 | 0.77 1 | 0.91 1 | 1.15 1 | 1.34 1 | 1.44 1 | 1.55 1 | 2.15 1 | 13.10 3 |
| 1966 | 3.10 13 | 3.23 11 | 3.61 14 | 3.65 13 | 4.20 14 | 5.47 15 | 6.16 12 | 9.21 16 | 12.00 15 | 24.50 12 |
| 1967 | 2.20 3 | 2.43 3 | 2.51 4 | 2.65 3 | 2.95 3 | 3.16 3 | 3.23 3 | 3.59 3 | 8.32 10 | 30.40 16 |
| 1968 | 2.60 5 | 2.77 7 | 3.00 8 | 3.09 8 | 3.31 7 | 3.65 5 | 3.93 6 | 4.79 7 | 7.86 9 | 30.90 17 |
| 1969 | 5.50 22 | 5.73 23 | 6.27 24 | 6.40 23 | 6.73 20 | 7.23 20 | 7.81 17 | 10.70 19 | 14.70 20 | 28.60 15 |
| 1970 | 3.00 10 | 3.30 12 | 3.41 11 | 3.74 14 | 4.14 13 | 4.55 12 | 7.17 14 | 8.83 14 | 14.30 18 | 22.40 11 |
| 1971 | 2.60 6 | 2.60 5 | 2.71 5 | 2.96 6 | 3.32 8 | 4.67 13 | 6.44 13 | 10.50 17 | 14.70 19 | 26.60 14 |
| 1972 | 3.70 16 | 3.80 16 | 4.04 15 | 5.49 17 | 7.62 23 | 9.76 23 | 10.80 22 | 11.60 20 | 13.10 16 | 22.30 9 |
| 1973 | 4.80 18 | 5.00 18 | 5.31 19 | 7.06 24 | 12.00 24 | 18.40 24 | 23.80 24 | 28.90 24 | 37.20 24 | 50.80 24 |

HIGHEST MEAN DISCHARGE, IN CFS, AND RANKING, FOR THE FOLLOWING NUMBER OF CONSECUTIVE DAYS IN YEAR ENDING SEPTEMBER 30

| YEAR | 1 | 3 | 7 | 15 | 30 | 60 | 90 | 120 | 183 | ANNUAL |
|---|---|---|---|---|---|---|---|---|---|---|
| 1949 | 184.0 18 | 149.0 19 | 96.3 19 | 81.1 18 | 59.8 19 | 52.9 15 | 46.6 16 | 41.7 17 | 34.2 17 | 20.2 18 |
| 1950 | 382.0 1 | 318.0 1 | 244.0 2 | 192.0 1 | 144.0 1 | 109.0 1 | 109.0 1 | 104.0 1 | 80.7 1 | 46.4 2 |
| 1951 | 217.0 12 | 196.0 10 | 141.0 8 | 92.5 11 | 71.2 13 | 68.1 7 | 59.5 7 | 51.2 7 | 45.4 7 | 30.6 9 |
| 1952 | 210.0 14 | 151.0 17 | 95.7 20 | 75.8 20 | 59.6 20 | 49.6 17 | 48.1 15 | 48.5 9 | 45.9 5 | 32.7 5 |
| 1953 | 175.0 21 | 131.0 20 | 111.0 18 | 84.3 16 | 67.2 16 | 49.3 18 | 38.7 18 | 33.2 19 | 26.8 19 | 16.2 20 |
| 1954 | 110.0 26 | 81.7 26 | 60.1 24 | 50.1 23 | 48.7 22 | 37.4 23 | 32.8 22 | 30.1 21 | 24.5 22 | 15.5 23 |
| 1955 | 124.0 23 | 92.7 23 | 71.1 22 | 52.5 22 | 41.6 24 | 39.3 22 | 37.1 20 | 37.0 18 | 32.9 18 | 20.9 16 |
| 1956 | 205.0 15 | 183.0 11 | 124.0 14 | 76.4 19 | 49.3 21 | 36.0 24 | 29.4 24 | 28.6 22 | 23.0 23 | 15.8 21 |
| 1957 | 285.0 5 | 275.0 4 | 209.0 4 | 154.0 3 | 109.0 2 | 76.8 4 | 66.0 4 | 57.9 4 | 41.2 9 | 23.4 14 |
| 1958 | 301.0 4 | 284.0 3 | 255.0 1 | 171.0 2 | 105.0 3 | 73.1 5 | 53.7 9 | 43.5 15 | 37.3 14 | 30.7 8 |
| 1959 | 334.0 2 | 293.0 2 | 225.0 3 | 139.0 4 | 95.3 5 | 72.4 6 | 62.0 5 | 52.8 6 | 38.8 13 | 22.9 15 |
| 1960 | 184.0 19 | 168.0 14 | 129.0 13 | 85.1 14 | 72.0 11 | 50.7 16 | 49.6 13 | 45.3 10 | 41.1 10 | 28.2 10 |
| 1961 | 191.0 16 | 158.0 15 | 119.0 16 | 84.9 15 | 61.6 18 | 46.1 19 | 37.8 19 | 32.0 20 | 25.1 20 | 15.6 22 |
| 1962 | 179.0 20 | 150.0 18 | 120.0 15 | 103.0 8 | 82.8 8 | 64.3 8 | 59.7 6 | 53.4 5 | 47.6 4 | 30.8 7 |
| 1963 | 250.0 7 | 200.0 8 | 148.0 7 | 96.2 9 | 68.2 15 | 43.2 20 | 32.9 21 | 26.4 24 | 19.7 24 | 13.1 24 |
| 1964 | 79.0 25 | 67.0 25 | 49.4 25 | 37.2 25 | 25.4 25 | 19.3 25 | 15.7 25 | 13.7 25 | 10.5 25 | 6.4 25 |
| 1965 | 152.0 22 | 126.0 21 | 86.4 21 | 70.7 21 | 68.3 14 | 56.6 13 | 49.3 14 | 45.0 11 | 35.5 15 | 20.4 17 |
| 1966 | 228.0 10 | 198.0 9 | 138.0 9 | 96.1 10 | 84.9 7 | 60.2 11 | 50.6 12 | 43.1 16 | 40.2 11 | 25.4 11 |
| 1967 | 213.0 13 | 179.0 13 | 130.0 11 | 108.0 7 | 93.1 6 | 87.2 2 | 78.8 2 | 68.3 3 | 58.2 3 | 33.5 4 |
| 1968 | 316.0 3 | 249.0 5 | 190.0 5 | 134.0 5 | 79.6 9 | 59.2 12 | 54.2 8 | 49.3 8 | 45.4 6 | 31.3 6 |
| 1969 | 190.0 17 | 153.0 16 | 117.0 17 | 85.2 13 | 63.6 17 | 54.0 14 | 43.4 17 | 44.4 14 | 39.2 12 | 24.5 13 |
| 1970 | 225.0 11 | 180.0 13 | 129.0 12 | 83.9 17 | 78.0 10 | 63.4 9 | 52.6 10 | 44.6 12 | 34.6 16 | 24.9 12 |
| 1971 | 230.0 9 | 119.0 22 | 68.1 23 | 48.4 24 | 42.8 23 | 40.1 21 | 32.3 23 | 27.7 23 | 25.1 21 | 19.5 19 |
| 1972 | 245.0 8 | 214.0 7 | 132.0 10 | 88.1 12 | 71.2 12 | 61.4 10 | 51.8 11 | 44.4 13 | 45.0 8 | 35.3 3 |
| 1973 | 272.0 6 | 231.0 6 | 170.0 6 | 110.0 6 | 99.1 4 | 79.6 3 | 70.0 3 | 70.3 2 | 67.4 7 | 48.2 1 |

STATISTICS ON NORMAL MONTHLY MEANS(ALL DAYS)

| OCT | NOV | DEC | JAN | FEB | MARCH | APRIL | MAY | JUNE | JULY | AUG | SEPT |
|---|---|---|---|---|---|---|---|---|---|---|---|

BY ROWS(MEAN,VARIANCE,STANDARD DEVIATION, SKEWNESS, COEFF. OF VARIATION,PERCENTAGE OF AVERAGE FLOW)

| | | | | | | | | | | | |
|---|---|---|---|---|---|---|---|---|---|---|---|
| 0.1202E+02 | 0.1640E+02 | 0.2413E+02 | 0.3022E+02 | 0.3466E+02 | 0.4046E+02 | 0.5322E+02 | 0.3333E+02 | 0.2581E+02 | 0.1552E+02 | 0.9879E+01 | 0.8852E+01 |
| 0.1220E+03 | 0.2550E+03 | 0.3899E+03 | 0.6365E+03 | 0.5849E+03 | 0.3356E+03 | 0.8320E+03 | 0.2837E+03 | 0.3971E+03 | 0.1229E+03 | 0.9860E+02 | 0.7363E+02 |
| 0.1167E+02 | 0.1597E+02 | 0.1975E+02 | 0.2523E+02 | 0.2418E+02 | 0.1832E+02 | 0.2885E+02 | 0.1684E+02 | 0.1993E+02 | 0.1109E+02 | 0.9930E+01 | 0.8581E+01 |
| 0.2503E+01 | 0.1776E+01 | 0.7295E+00 | 0.1515E+01 | 0.8214E+00 | 0.3674E+00 | 0.1219E+01 | 0.9430E+00 | 0.2366E+01 | 0.1872E+01 | 0.3466E+01 | 0.2364E+01 |
| 0.9215E+00 | 0.9735E+00 | 0.6184E+00 | 0.8348E+00 | 0.6978E+00 | 0.4528E+00 | 0.5420E+00 | 0.5054E+00 | 0.7722E+00 | 0.7141E+00 | 0.1005E+01 | 0.9694E+00 |
| 0.3946E+01 | 0.5387E+01 | 0.7924E+01 | 0.9925E+01 | 0.1138E+02 | 0.1329E+02 | 0.1748E+02 | 0.1095E+02 | 0.8475E+01 | 0.5098E+01 | 0.3244E+01 | 0.2907E+01 |

STATISTICS ON NORMAL ANNUAL MEANS(ALL DAYS)

| MEAN | VARIANCE | STANDARD DEVIATION | SKEWNESS | COEFF. OF VARIATION | SERIAL CORR |
|---|---|---|---|---|---|
| 0.2530E+02 | 0.9604E+02 | 0.9800E+01 | 0.5519E+00 | 0.3874E+00 | 0.2677E+00 |

STATISTICS ON LOG MONTHLY MEANS(ALL DAYS)

| OCT | NOV | DEC | JAN | FEB | MARCH | APRIL | MAY | JUNE | JULY | AUG | SEPT |
|---|---|---|---|---|---|---|---|---|---|---|---|

BY ROWS(MEAN,VARIANCE,STANDARD DEVIATION, SKEWNESS, COEFF. OF VARIATION,PERCENTAGE OF AVERAGE FLOW)

| | | | | | | | | | | | |
|---|---|---|---|---|---|---|---|---|---|---|---|
| 0.9308E+00 | 0.1039E+01 | 0.1202E+01 | 0.1314E+01 | 0.1414E+01 | 0.1554E+01 | 0.1667E+01 | 0.1467E+01 | 0.1320E+01 | 0.1109E+01 | 0.8782E+00 | 0.8135E+00 |
| 0.1429E+00 | 0.1623E+00 | 0.1939E+00 | 0.1777E+00 | 0.1392E+00 | 0.5758E-01 | 0.5551E-01 | 0.5369E-01 | 0.7792E-01 | 0.6913E-01 | 0.8928E-01 | 0.1066E+00 |
| 0.3785E+00 | 0.4029E+00 | 0.4404E+00 | 0.4215E+00 | 0.3730E+00 | 0.2400E+00 | 0.2356E+00 | 0.2317E+00 | 0.2791E+00 | 0.2629E+00 | 0.2988E+00 | 0.3265E+00 |
| -0.1662E+00 | 0.1183E+00 | -0.3140E+00 | -0.3931E+00 | -0.7339E+00 | -0.1163E+01 | -0.9671E-01 | -0.3835E+00 | 0.3752E+00 | 0.4174E+00 | 0.7213E+00 | 0.6600E+00 |
| 0.4062E+00 | 0.3877E+00 | 0.3663E+00 | 0.3208E+00 | 0.2639E+00 | 0.1544E+00 | 0.1414E+00 | 0.1579E+00 | 0.2115E+00 | 0.2371E+00 | 0.3402E+00 | 0.4014E+00 |
| 0.6328E+01 | 0.7065E+01 | 0.8173E+01 | 0.8935E+01 | 0.9613E+01 | 0.1056E+02 | 0.1133E+02 | 0.9977E+01 | 0.8972E+01 | 0.7540E+01 | 0.5971E+01 | 0.5531E+01 |

STATISTICS ON LOG ANNUAL MEANS(ALL DAYS)

| MEAN | VARIANCE | STANDARD DEVIATION | SKEWNESS | COEFF. OF VARIATION | SERIAL CORR |
|---|---|---|---|---|---|
| 0.1368E+01 | 0.3526E-01 | 0.1878E+00 | -0.9376E+00 | 0.1373E+00 | 0.2902E+00 |

**ANNUAL PEAKS**

| | | | |
|---|---|---|---|
| 1949 | 254 | 1962 | 197 |
| 1950 | 422 | 1963 | 260 |
| 1951 | 235 | 1964 | 87 |
| 1952 | 263 | 1965 | 173 |
| 1953 | 185 | 1966 | 233 |
| 1954 | 130 | 1967 | 221 |
| 1955 | 126 | 1968 | 346 |
| 1956 | 225 | 1969 | 190 |
| 1957 | 290 | 1970 | 237 |
| 1958 | 308 | 1971 | 259 |
| 1959 | 383 | 1972 | 284 |
| 1960 | 206 | 1973 | 288 |
| 1961 | 203 | | |

## 05521500 Oliver ditch near Aix, Ind.

LOCATION.--Lat 41°01'37", long 87°07'49", in SE¼SE¼ sec.20, T.30 N., R.6 W., at county highway bridge, 0.63 mile (1.01 km) upstream from Jungles ditch, 4.88 miles (7.85 km) downstream from Davidson ditch, and 5.5 miles (8.8 km) northeast of Rensselaer.

DRAINAGE AREA.--66.3 mi² (171.7 km²).

DURATION TABLE OF DAILY DISCHARGE FOR YEAR ENDING SEPTEMBER 30

| CLASS | 0 | 1 | 2 | 3 | 4 | 5 | 6 | 7 | 8 | 9 | 10 | 11 | 12 | 13 | 14 | 15 | 16 | 17 | 18 | 19 | 20 | 21 | 22 | 23 | 24 | 25 | 26 | 27 | 28 | 29 | 30 | 31 | 32 | 33 | 34 | |
|---|---|---|---|---|---|---|---|---|---|---|---|---|---|---|---|---|---|---|---|---|---|---|---|---|---|---|---|---|---|---|---|---|---|---|---|---|
| YEAR | NUMBER OF DAYS IN CLASS | | | | | | | | | | | | | | | | | | | | | | | | | | | | | | | | | | | CFS_DAYS |
| 1949 | | | | | 9 | 28 | 18 | 17 | 13 | 12 | 4 | 14 | 13 | 10 | 10 | 13 | 13 | 19 | 14 | 16 | 20 | 22 | 27 | 15 | 18 | 14 | 11 | 6 | 1 | 4 | 1 | 2 | 1 | | | 18970.7 |
| 1950 | | 2 | | 1 | 3 | 5 | 3 | 1 | 2 | 9 | 11 | 13 | 32 | 34 | 14 | 16 | 12 | 9 | 12 | 9 | 9 | 6 | 11 | 9 | 19 | 24 | 21 | 17 | 12 | 10 | 11 | 12 | 5 | 9 | 2 | 41969.0 |
| 1951 | | | | | | | 1 | 2 | 2 | | 2 | 3 | 7 | 16 | 30 | 37 | 42 | 23 | 15 | 15 | 23 | 23 | 23 | 19 | 13 | 18 | 10 | 10 | 9 | 9 | 5 | 7 | 1 | | | 27754.3 |

| CLASS | CFS | TOTAL | ACCUM | PERCT | CLASS | CFS | TOTAL | ACCUM | PERCT | CLASS | CFS | TOTAL | ACCUM | PERCT | CLASS | CFS | TOTAL | ACCUM | PERCT |
|---|---|---|---|---|---|---|---|---|---|---|---|---|---|---|---|---|---|---|---|
| 0 | 0.00 | 0 | 1095 | 100.0 | 9 | 5.60 | 21 | 988 | 90.2 | 18 | 32.0 | 41 | 570 | 52.1 | 27 | 180 | 33 | 134 | 12.2 |
| 1 | 1.20 | 2 | 1095 | 100.0 | 10 | 6.80 | 17 | 967 | 88.3 | 19 | 39.0 | 40 | 529 | 48.3 | 28 | 220 | 22 | 101 | 9.2 |
| 2 | 1.50 | 0 | 1093 | 99.8 | 11 | 8.20 | 30 | 950 | 86.8 | 20 | 47.0 | 52 | 489 | 44.7 | 29 | 260 | 23 | 79 | 7.2 |
| 3 | 1.80 | 1 | 1093 | 99.8 | 12 | 10.00 | 52 | 920 | 84.0 | 21 | 57.0 | 51 | 437 | 39.9 | 30 | 320 | 17 | 56 | 5.1 |
| 4 | 2.10 | 12 | 1092 | 99.7 | 13 | 12.00 | 60 | 868 | 79.3 | 22 | 69.0 | 61 | 386 | 35.3 | 31 | 390 | 21 | 39 | 3.5 |
| 5 | 2.60 | 33 | 1080 | 98.6 | 14 | 15.00 | 54 | 808 | 73.8 | 23 | 83.0 | 43 | 325 | 29.7 | 32 | 470 | 7 | 18 | 1.6 |
| 6 | 3.10 | 22 | 1047 | 95.6 | 15 | 18.00 | 66 | 754 | 68.9 | 24 | 100.0 | 50 | 282 | 25.8 | 33 | 570 | 9 | 11 | 1.0 |
| 7 | 3.80 | 20 | 1025 | 93.6 | 16 | 22.00 | 67 | 688 | 62.8 | 25 | 120.0 | 56 | 232 | 21.2 | 34 | 690 | 2 | 2 | .1 |
| 8 | 4.60 | 17 | 1005 | 91.8 | 17 | 26.00 | 51 | 621 | 56.7 | 26 | 150.0 | 42 | 176 | 16.1 | | | | | |

LOWEST MEAN DISCHARGE, IN CFS, AND RANKING, FOR THE FOLLOWING NUMBER OF CONSECUTIVE DAYS IN YEAR ENDING MARCH 31

| YEAR | 1 | | 3 | | 7 | | 14 | | 30 | | 60 | | 90 | | 120 | | 183 | | ANNUAL | |
|---|---|---|---|---|---|---|---|---|---|---|---|---|---|---|---|---|---|---|---|---|
| 1950 | 2.40 | 2 | 2.43 | 2 | 2.49 | 2 | 2.56 | 1 | 3.36 | 1 | 5.68 | 1 | 9.79 | 1 | 10.10 | 1 | 18.20 | 1 | 88.80 | 2 |
| 1951 | 1.20 | 1 | 1.73 | 1 | 2.41 | 1 | 5.94 | 2 | 12.50 | 2 | 15.90 | 2 | 22.70 | 2 | 22.00 | 2 | 30.60 | 2 | 81.20 | 1 |

HIGHEST MEAN DISCHARGE, IN CFS, AND RANKING, FOR THE FOLLOWING NUMBER OF CONSECUTIVE DAYS IN YEAR ENDING SEPTEMBER 30

| YEAR | 1 | | 3 | | 7 | | 15 | | 30 | | 60 | | 90 | | 120 | | 183 | | ANNUAL | |
|---|---|---|---|---|---|---|---|---|---|---|---|---|---|---|---|---|---|---|---|---|
| 1949 | 551.0 | 2 | 402.0 | 3 | 264.0 | 3 | 214.0 | 3 | 160.0 | 3 | 140.0 | 3 | 120.0 | 3 | 102.0 | 3 | 90.8 | 3 | 52.0 | 3 |
| 1950 | 819.0 | 1 | 713.0 | 1 | 582.0 | 1 | 483.0 | 1 | 359.0 | 1 | 292.0 | 1 | 282.0 | 1 | 269.0 | 1 | 205.0 | 1 | 115.0 | 1 |
| 1951 | 533.0 | 3 | 416.0 | 2 | 349.0 | 2 | 265.0 | 2 | 214.0 | 2 | 192.0 | 2 | 168.0 | 2 | 141.0 | 2 | 118.0 | 2 | 76.0 | 2 |

STATISTICS ON NORMAL MONTHLY MEANS(ALL DAYS)

| OCT | NOV | DEC | JAN | FEB | MARCH | APRIL | MAY | JUNE | JULY | AUG | SEPT |
|---|---|---|---|---|---|---|---|---|---|---|---|

BY ROWS(MEAN,VARIANCE,STANDARD DEVIATION, SKEWNESS, COEFF. OF VARIATION,PERCENTAGE OF AVERAGE FLOW)

| | | | | | | | | | | | |
|---|---|---|---|---|---|---|---|---|---|---|---|
| 0.1275E+02 | 0.1595E+02 | 0.5829E+02 | 0.1629E+03 | 0.1687E+03 | 0.1423E+03 | 0.1956E+03 | 0.6612E+02 | 0.6555E+02 | 0.5568E+02 | 0.1594E+02 | 0.1977E+02 |
| 0.6171E+02 | 0.1116E+03 | 0.1072E+04 | 0.1231E+05 | 0.1714E+04 | 0.4565E+04 | 0.2157E+05 | 0.6054E+03 | 0.5513E+03 | 0.1659E+04 | 0.5841E+02 | 0.3309E+03 |
| 0.7856E+01 | 0.1054E+02 | 0.3274E+02 | 0.1109E+03 | 0.4140E+02 | 0.6756E+02 | 0.1469E+03 | 0.2460E+02 | 0.2348E+02 | 0.4073E+02 | 0.7643E+01 | 0.1819E+02 |
| -0.1602E+01 | 0.1665E+01 | 0.1378E+01 | 0.1227E+01 | 0.1730E+01 | 0.7818E+00 | 0.1004E+00 | 0.1450E+01 | 0.1726E+01 | 0.1419E+01 | 0.1583E+01 | 0.7818E+00 |
| 0.6162E+00 | 0.6634E+00 | 0.5618E+00 | 0.6811E+00 | 0.2453E+00 | 0.4747E+00 | 0.7509E+00 | 0.3721E+00 | 0.3582E+00 | 0.7314E+00 | 0.4796E+00 | 0.9200E+00 |
| 0.1301E+01 | 0.1629E+01 | 0.5950E+01 | 0.1663E+02 | 0.1723E+02 | 0.1453E+02 | 0.1997E+02 | 0.6749E+01 | 0.6691E+01 | 0.5684E+01 | 0.1627E+01 | 0.2018E+01 |

STATISTICS ON NORMAL ANNUAL MEANS(ALL DAYS)

| MEAN | VARIANCE | STANDARD DEVIATION | SKEWNESS | COEFF. OF VARIATION | SERIAL CORR |
|---|---|---|---|---|---|
| 0.8100E+02 | 0.1011E+04 | 0.3180E+02 | 0.6849E+00 | 0.3925E+00 | -0.1000E+01 |

STATISTICS ON LOG MONTHLY MEANS(ALL DAYS)

| OCT | NOV | DEC | JAN | FEB | MARCH | APRIL | MAY | JUNE | JULY | AUG | SEPT |
|---|---|---|---|---|---|---|---|---|---|---|---|

BY ROWS(MEA.,VARIANCE,STANDARD DEVIATION, SKEWNESS, COEFF. OF VARIATION,PERCENTAGE OF AVERAGE FLOW)

| | | | | | | | | | | | |
|---|---|---|---|---|---|---|---|---|---|---|---|
| 0.1015E+01 | 0.1145E+01 | 0.1722E+01 | 0.2143E+01 | 0.2219E+01 | 0.2120E+01 | 0.2174E+01 | 0.1801E+01 | 0.1800E+01 | 0.1669E+01 | 0.1172E+01 | 0.1116E+01 |
| 0.1465E+00 | 0.7080E-01 | 0.5554E-01 | 0.9006E-01 | 0.1017E-01 | 0.4428E-01 | 0.1830E+00 | 0.2365E-01 | 0.2101E-01 | 0.9848E-01 | 0.3809E-01 | 0.2881E+00 |
| 0.3827E+00 | 0.2661E+00 | 0.2357E+00 | 0.3001E+00 | 0.1008E+00 | 0.2104E+00 | 0.4278E+00 | 0.1538E+00 | 0.1450E+00 | 0.3138E+00 | 0.1952E+00 | 0.5368E+00 |
| -0.1697E+01 | 0.1531E+01 | 0.9254E+00 | 0.4517E+00 | 0.1730E+01 | 0.1101E+00 | -0.1078E+01 | 0.1234E+01 | 0.1721E+01 | 0.7949E+00 | 0.1411E+01 | -0.8192E+00 |
| 0.3769E+00 | 0.2324E+00 | 0.1369E+00 | 0.1400E+00 | 0.4545E-01 | 0.9927E-01 | 0.1967E+00 | 0.8536E-01 | 0.8055E-01 | 0.1880E+00 | 0.1666E+00 | 0.4808E+00 |
| 0.5053E+01 | 0.5697E+01 | 0.8567E+01 | 0.1066E+02 | 0.1104E+02 | 0.1055E+02 | 0.1082E+02 | 0.8964E+01 | 0.8955E+01 | 0.8305E+01 | 0.5830E+01 | 0.5555E+01 |

STATISTICS ON LOG ANNUAL MEANS(ALL DAYS)

| MEAN | VARIANCE | STANDARD DEVIATION | SKEWNESS | COEFF. OF VARIATION | SERIAL CORR |
|---|---|---|---|---|---|
| 0.1886E+01 | 0.2975E-01 | 0.1725E+00 | 0.1247E+00 | 0.9146E-01 | -0.1000E+01 |

ANNUAL PEAKS

| | |
|---|---|
| 1949 | 615 |
| 1950 | 891 |
| 1951 | 579 |

## 05522000 Iroquois River near North Marion, Ind.

LOCATION.--Lat 40°58'12", long 87°06'50", in NE¼NW¼ sec.16, T.29 N., R.6 W., Jasper County, on downstream side of county highway bridge, 1.2 miles (1.9 km) upstream from Ryan ditch, 2 miles (3 km) east of North Marion, and 3.5 miles (5.6 km) northeast of Rensselaer.

DRAINAGE AREA.--144 mi² (373 km²).

DURATION TABLE OF DAILY DISCHARGE FOR YEAR ENDING SEPTEMBER 30

| CLASS | 0 | 1 | 2 | 3 | 4 | 5 | 6 | 7 | 8 | 9 | 10 | 11 | 12 | 13 | 14 | 15 | 16 | 17 | 18 | 19 | 20 | 21 | 22 | 23 | 24 | 25 | 26 | 27 | 28 | 29 | 30 | 31 | 32 | 33 | 34 | |
|---|---|---|---|---|---|---|---|---|---|---|---|---|---|---|---|---|---|---|---|---|---|---|---|---|---|---|---|---|---|---|---|---|---|---|---|---|
| YEAR | NUMBER OF DAYS IN CLASS | | | | | | | | | | | | | | | | | | | | | | | | | | | | | | | | | | | CFS_DAYS |
| 1950 | | | | | | | | | 1 | 2 | 2 | 30 | 36 | 27 | 26 | 17 | 12 | 12 | 14 | 11 | 8 | 7 | 13 | 12 | 23 | 21 | 24 | 25 | 17 | 11 | 9 | 4 | | | | 73679.3 |
| 1951 | | | | | | | | | | | | 1 | 3 | | 25 | 44 | 56 | 27 | 25 | 20 | 22 | 24 | 29 | 20 | 15 | 12 | 14 | 18 | 8 | 2 | | | | | | 49775.0 |
| 1952 | | | | | | | | | | | 3 | 16 | 14 | 15 | 22 | 7 | 11 | 7 | 8 | 14 | 20 | 44 | 64 | 35 | 26 | 23 | 17 | 10 | 6 | 3 | 1 | | | | | 58660.0 |
| 1953 | | | | | | | | 13 | 18 | 23 | 28 | 22 | 26 | 22 | 18 | 12 | 14 | 19 | 32 | 19 | 25 | 23 | 20 | 9 | 6 | 6 | 3 | 6 | 1 | | | | | | | 26295.8 |
| 1954 | | | | | | | | 3 | 21 | 37 | 79 | 35 | 23 | 18 | 9 | 16 | 5 | 4 | 16 | 20 | 13 | 19 | 11 | 22 | 5 | 2 | 5 | 2 | | | | | | | | 21049.1 |
| 1955 | | | | | | | | 3 | 17 | 16 | 18 | 6 | 8 | 11 | 34 | 40 | 31 | 21 | 21 | 25 | 16 | 21 | 22 | 18 | 12 | 13 | 9 | 3 | | | | | | | | 31924.0 |
| 1956 | | | | | | | 3 | 13 | 11 | 2 | 18 | 17 | 18 | 31 | 38 | 40 | 27 | 25 | 28 | 19 | 6 | 14 | 17 | 14 | 7 | 5 | 5 | 3 | 2 | 1 | 2 | | | | | 27898.4 |
| 1957 | | | | | | 10 | 26 | 9 | 19 | 20 | 8 | 12 | 24 | 15 | 26 | 22 | 29 | 15 | 13 | 10 | 6 | 17 | 11 | 13 | 11 | 6 | 13 | 14 | 6 | 6 | 1 | 2 | 1 | | | | 41431.9 |
| 1958 | | | | | | | | | | | 1 | 7 | 12 | 18 | 15 | 19 | 15 | 19 | 25 | 38 | 48 | 45 | 27 | 12 | 12 | 12 | 11 | 10 | 6 | 3 | 1 | 3 | 1 | 3 | 2 | 59941.0 |
| 1959 | | | | | | 3 | 6 | 18 | 9 | 12 | 17 | 10 | 21 | 31 | 26 | 22 | 24 | 18 | 9 | 17 | 14 | 21 | 15 | 14 | 17 | 18 | 8 | 5 | 3 | 1 | 4 | 2 | | | | 39378.2 |
| 1960 | | | | | | | 1 | | 6 | 5 | 9 | 16 | 13 | 11 | 8 | 5 | 13 | 9 | 10 | 46 | 42 | 55 | 48 | 16 | 11 | 12 | 8 | 8 | 4 | 6 | 4 | | | | | 51119.3 |
| 1961 | | | | | | | | | | 1 | 8 | 48 | 47 | 54 | 23 | 10 | 18 | 9 | 13 | 22 | 20 | 25 | 21 | 8 | 14 | 4 | 10 | 3 | 2 | 2 | 3 | | | | | 32474.0 |
| 1962 | | | | | | | | | | 4 | 20 | 18 | 18 | 7 | 8 | 8 | 10 | 11 | 18 | 34 | 26 | 51 | 39 | 24 | 15 | 19 | 11 | 11 | 5 | 7 | 1 | | | | | 53353.7 |
| 1963 | | | | | | | | | 10 | 48 | 44 | 30 | 30 | 22 | 44 | 19 | 17 | 14 | 24 | 12 | 5 | 9 | 7 | 11 | 6 | 4 | 2 | 1 | 1 | 1 | 3 | 1 | | | | 22044.4 |
| 1964 | | 3 | 14 | 6 | 30 | 30 | 27 | 31 | 27 | 28 | 25 | 16 | 16 | 14 | 8 | 17 | 17 | 17 | 12 | 9 | 6 | 5 | 4 | 1 | 2 | 1 | | | | | | | | | | 8965.3 |
| 1965 | | | | 2 | 7 | 3 | 25 | 15 | 14 | 4 | 8 | 9 | 17 | 26 | 16 | 17 | 21 | 19 | 14 | 17 | 11 | 19 | 18 | 16 | 17 | 18 | 14 | 8 | 8 | 2 | | | | | | 40086.9 |
| 1966 | | | 8 | 4 | 2 | 5 | 13 | 6 | 10 | 13 | 6 | 7 | 7 | 5 | 2 | 4 | 20 | 35 | 48 | 36 | 17 | 22 | 23 | 15 | 7 | 14 | 9 | 7 | 11 | 5 | 2 | 2 | | | | 46792.1 |
| 1967 | | | | | | | | 7 | 21 | 36 | 33 | 13 | 6 | 4 | 3 | 8 | 12 | 14 | 13 | 23 | 16 | 22 | 22 | 20 | 22 | 13 | 16 | 13 | 14 | 10 | 3 | 1 | | | | 57010.5 |
| 1968 | | | | | | | | | | 4 | 11 | 7 | 15 | 21 | 18 | 15 | 27 | 29 | 35 | 31 | 13 | 21 | 29 | 21 | 11 | 9 | 7 | 10 | 6 | 9 | 10 | 5 | 2 | | | 61208.2 |
| 1969 | | | | | | | | | | 2 | 8 | 19 | 16 | 24 | 34 | 11 | 22 | 11 | 18 | 31 | 21 | 35 | 24 | 18 | 15 | 15 | 13 | 12 | 7 | 5 | 4 | | | | | 50636.9 |
| 1970 | | | | | | | | | 1 | 4 | 21 | 14 | 13 | 12 | 36 | 14 | 9 | 27 | 41 | 38 | 24 | 25 | 24 | 12 | 15 | 9 | 8 | 5 | 4 | 4 | 5 | | | | | 43119.2 |
| 1971 | | | | | | | | | | | | 10 | 18 | 33 | 35 | 26 | 34 | 24 | 36 | 40 | 22 | 31 | 14 | 18 | 7 | 8 | 5 | 1 | 2 | 1 | | | | | | 31660.0 |
| 1972 | | | | | | | | | | | | | | 2 | 26 | 16 | 32 | 30 | 48 | 33 | 19 | 20 | 33 | 28 | 14 | 18 | 13 | 17 | 17 | | | | | | | 56223.0 |
| 1973 | | | | | | | | | | | | | 4 | 17 | 8 | 8 | 16 | 9 | 7 | 9 | 18 | 20 | 38 | 39 | 51 | 41 | 35 | 18 | 8 | 4 | 6 | 9 | | | | 89319.0 |

| CLASS | CFS | TOTAL | ACCUM | PERCT | CLASS | CFS | TOTAL | ACCUM | PERCT | CLASS | CFS | TOTAL | ACCUM | PERCT | CLASS | CFS | TOTAL | ACCUM | PERCT |
|---|---|---|---|---|---|---|---|---|---|---|---|---|---|---|---|---|---|---|---|
| 0 | 0.00 | 0 | 8766 | 100.0 | 9 | 8.80 | 261 | 8235 | 93.9 | 18 | 60.0 | 528 | 4556 | 52.0 | 27 | 410 | 210 | 528 | 6.0 |
| 1 | 1.60 | 3 | 8766 | 100.0 | 10 | 11.00 | 367 | 7974 | 91.0 | 19 | 75.0 | 574 | 4028 | 46.0 | 28 | 510 | 138 | 318 | 3.6 |
| 2 | 2.00 | 22 | 8763 | 100.0 | 11 | 14.00 | 363 | 7607 | 86.8 | 20 | 93.0 | 438 | 3454 | 39.4 | 29 | 630 | 83 | 180 | 2.0 |
| 3 | 2.50 | 12 | 8741 | 99.7 | 12 | 17.00 | 405 | 7244 | 82.6 | 21 | 110.0 | 595 | 3016 | 34.4 | 30 | 780 | 59 | 97 | 1.1 |
| 4 | 3.00 | 39 | 8729 | 99.6 | 13 | 21.00 | 440 | 6839 | 78.0 | 22 | 140.0 | 573 | 2421 | 27.6 | 31 | 970 | 29 | 38 | .4 |
| 5 | 3.80 | 51 | 8690 | 99.1 | 14 | 26.00 | 508 | 6399 | 73.0 | 23 | 180.0 | 416 | 1848 | 21.1 | 32 | 1200 | 4 | 9 | .1 |
| 6 | 4.70 | 101 | 8639 | 98.6 | 15 | 32.00 | 417 | 5891 | 67.2 | 24 | 220.0 | 341 | 1432 | 16.3 | 33 | 1500 | 3 | 5 | .0 |
| 7 | 5.80 | 118 | 8538 | 97.4 | 16 | 39.00 | 493 | 5474 | 62.4 | 25 | 270.0 | 303 | 1091 | 12.4 | 34 | 1800 | 2 | 2 | .0 |
| 8 | 7.10 | 185 | 8420 | 96.1 | 17 | 49.00 | 425 | 4981 | 56.8 | 26 | 330.0 | 760 | 788 | 9.0 | | | | | |

LOWEST MEAN DISCHARGE, IN CFS, AND RANKING, FOR THE FOLLOWING NUMBER OF CONSECUTIVE DAYS IN YEAR ENDING MARCH 31

| YEAR | 1 | 3 | 7 | 14 | 30 | 60 | 90 | 120 | 183 | ANNUAL |
|---|---|---|---|---|---|---|---|---|---|---|
| 1950 | 5.80 7 | 5.80 6 | 5.80 6 | 6.04 6 | 7.55 6 | 12.10 8 | 14.80 9 | 15.40 7 | 27.10 7 | 147.00 16 |
| 1951 | 17.00 23 | 18.00 23 | 18.60 21 | 19.90 19 | 24.40 21 | 38.30 22 | 55.50 23 | 54.50 20 | 66.30 19 | 151.00 17 |
| 1952 | 16.00 22 | 17.00 22 | 19.60 22 | 21.70 22 | 24.90 22 | 27.80 19 | 43.50 21 | 70.80 22 | 97.20 22 | 161.00 21 |
| 1953 | 6.50 11 | 7.50 12 | 8.19 12 | 9.09 11 | 11.00 11 | 12.70 9 | 13.80 7 | 16.90 8 | 27.80 8 | 107.00 10 |
| 1954 | 6.20 9 | 6.50 7 | 6.56 7 | 6.75 7 | 7.81 7 | 11.60 7 | 11.90 6 | 12.10 5 | 13.10 4 | 54.70 3 |
| 1955 | 7.00 12 | 7.13 10 | 7.23 9 | 7.44 9 | 7.98 8 | 14.10 11 | 17.20 11 | 27.50 13 | 31.10 10 | 85.00 8 |
| 1956 | 6.20 10 | 7.17 11 | 7.44 10 | 8.29 10 | 13.00 12 | 14.70 12 | 18.40 13 | 25.10 12 | 32.20 11 | 73.60 5 |
| 1957 | 4.40 5 | 4.40 5 | 4.46 4 | 5.05 4 | 5.44 4 | 5.86 2 | 7.50 3 | 9.02 3 | 12.30 3 | 52.90 2 |
| 1958 | 15.00 21 | 15.70 21 | 16.30 18 | 17.60 18 | 20.00 16 | 24.70 17 | 36.50 19 | 76.70 23 | 125.00 23 | 179.00 23 |
| 1959 | 13.00 19 | 14.30 19 | 20.10 23 | 20.60 20 | 21.40 17 | 23.60 16 | 32.30 18 | 37.10 15 | 53.70 15 | 157.00 20 |
| 1960 | 4.30 4 | 4.30 4 | 4.77 5 | 5.28 5 | 6.48 5 | 11.10 6 | 14.50 8 | 19.30 10 | 45.10 13 | 123.00 12 |
| 1961 | 5.40 6 | 6.97 9 | 7.61 11 | 9.13 12 | 14.70 14 | 15.20 13 | 16.70 10 | 18.40 9 | 18.80 5 | 82.50 7 |
| 1962 | 10.00 17 | 12.30 17 | 14.00 17 | 16.90 17 | 24.30 20 | 53.70 23 | 54.90 22 | 62.40 21 | 78.20 21 | 170.00 22 |
| 1963 | 9.00 15 | 9.00 15 | 9.14 13 | 9.50 13 | 10.50 10 | 14.00 10 | 18.00 12 | 21.60 11 | 23.40 6 | 76.10 6 |
| 1964 | 3.00 3 | 3.00 3 | 3.04 3 | 3.36 3 | 3.73 2 | 5.87 3 | 5.89 2 | 6.35 2 | 9.32 2 | 29.40 1 |
| 1965 | 1.60 1 | 1.90 1 | 2.11 1 | 2.31 1 | 3.08 1 | 3.55 1 | 4.97 1 | 4.92 1 | 8.83 1 | 71.10 4 |
| 1966 | 7.60 14 | 7.73 13 | 9.39 14 | 14.30 16 | 23.00 18 | 28.70 20 | 29.80 16 | 43.60 16 | 59.10 17 | 126.00 13 |
| 1967 | 2.00 2 | 2.13 2 | 2.36 2 | 2.79 2 | 4.38 3 | 6.34 4 | 8.27 4 | 9.41 4 | 30.70 9 | 146.00 15 |
| 1968 | 5.90 8 | 6.53 8 | 7.13 8 | 7.47 8 | 8.87 9 | 9.98 5 | 11.40 5 | 14.80 6 | 33.00 12 | 156.00 19 |
| 1969 | 12.00 18 | 13.00 18 | 17.40 20 | 21.50 21 | 24.00 19 | 25.50 18 | 31.50 17 | 45.10 18 | 75.90 20 | 154.00 18 |
| 1970 | 9.20 16 | 10.60 16 | 12.00 16 | 13.30 15 | 14.90 15 | 17.00 14 | 28.00 15 | 34.60 14 | 58.30 16 | 111.00 11 |
| 1971 | 7.40 13 | 8.97 14 | 10.40 15 | 11.10 14 | 13.30 13 | 17.80 15 | 22.60 14 | 44.30 17 | 65.40 18 | 129.00 14 |
| 1972 | 14.00 20 | 14.70 20 | 16.40 19 | 23.80 23 | 27.00 23 | 33.20 21 | 40.50 20 | 45.30 19 | 49.20 14 | 92.90 9 |
| 1973 | 28.00 24 | 29.00 24 | 31.40 24 | 36.60 24 | 58.70 24 | 87.90 24 | 111.00 24 | 112.00 24 | 158.00 24 | 241.00 24 |

IROQUOIS RIVER NEAR NORTH MARION, IND. (Continued)

HIGHEST MEAN DISCHARGE, IN CFS, AND RANKING, FOR THE FOLLOWING NUMBER OF CONSECUTIVE DAYS IN YEAR ENDING SEPTEMBER 30

| YEAR | 1 | | 3 | | 7 | | 15 | | 30 | | 60 | | 90 | | 120 | | 183 | | ANNUAL | |
|---|---|---|---|---|---|---|---|---|---|---|---|---|---|---|---|---|---|---|---|---|
| 1950 | 1060.0 | 5 | 1020.0 | 5 | 922.0 | 4 | 810.0 | 2 | 607.0 | 2 | 480.0 | 1 | 470.0 | 1 | 458.0 | 1 | 352.0 | 2 | 202.0 | 2 |
| 1951 | 675.0 | 17 | 630.0 | 19 | 540.0 | 17 | 420.0 | 18 | 328.0 | 17 | 316.0 | 11 | 277.0 | 9 | 238.0 | 10 | 204.0 | 12 | 136.0 | 11 |
| 1952 | 790.0 | 16 | 763.0 | 15 | 646.0 | 14 | 422.0 | 17 | 308.0 | 18 | 251.0 | 17 | 237.0 | 16 | 227.0 | 13 | 226.0 | 7 | 160.0 | 5 |
| 1953 | 536.0 | 21 | 491.0 | 21 | 434.0 | 21 | 344.0 | 20 | 294.0 | 20 | 218.0 | 19 | 178.0 | 18 | 153.0 | 20 | 125.0 | 19 | 72.0 | 21 |
| 1954 | 426.0 | 23 | 415.0 | 22 | 337.0 | 23 | 266.0 | 23 | 251.0 | 21 | 182.0 | 22 | 153.0 | 23 | 133.0 | 22 | 102.0 | 22 | 57.7 | 23 |
| 1955 | 446.0 | 22 | 410.0 | 23 | 367.0 | 22 | 272.0 | 22 | 206.0 | 23 | 176.0 | 23 | 157.0 | 21 | 164.0 | 18 | 145.0 | 18 | 87.5 | 18 |
| 1956 | 860.0 | 12 | 815.0 | 12 | 644.0 | 16 | 426.0 | 15 | 299.0 | 19 | 208.0 | 20 | 157.0 | 22 | 160.0 | 19 | 121.0 | 20 | 76.2 | 20 |
| 1957 | 1230.0 | 3 | 1140.0 | 3 | 903.0 | 6 | 681.0 | 4 | 521.0 | 4 | 374.0 | 5 | 308.0 | 6 | 295.0 | 4 | 209.0 | 10 | 114.0 | 14 |
| 1958 | 1970.0 | 1 | 1820.0 | 1 | 1610.0 | 1 | 1110.0 | 1 | 646.0 | 1 | 397.0 | 4 | 302.0 | 8 | 237.0 | 12 | 202.0 | 13 | 164.0 | 4 |
| 1959 | 1060.0 | 6 | 1010.0 | 6 | 918.0 | 5 | 598.0 | 6 | 438.0 | 9 | 355.0 | 6 | 310.0 | 5 | 260.0 | 8 | 189.0 | 15 | 108.0 | 16 |
| 1960 | 830.0 | 14 | 810.0 | 13 | 698.0 | 11 | 457.0 | 14 | 407.0 | 10 | 265.0 | 16 | 261.0 | 14 | 238.0 | 11 | 213.0 | 8 | 140.0 | 9 |
| 1961 | 895.0 | 11 | 848.0 | 11 | 686.0 | 12 | 490.0 | 12 | 366.0 | 13 | 269.0 | 15 | 223.0 | 17 | 189.0 | 17 | 147.0 | 17 | 89.0 | 17 |
| 1962 | 794.0 | 15 | 751.0 | 16 | 646.0 | 15 | 559.0 | 8 | 449.0 | 8 | 339.0 | 9 | 305.0 | 7 | 270.0 | 7 | 235.0 | 6 | 146.0 | 8 |
| 1963 | 1000.0 | 8 | 927.0 | 9 | 765.0 | 9 | 497.0 | 11 | 350.0 | 16 | 220.0 | 18 | 166.0 | 19 | 134.0 | 21 | 98.0 | 23 | 60.4 | 22 |
| 1964 | 296.0 | 24 | 257.0 | 24 | 182.0 | 24 | 154.0 | 24 | 107.0 | 24 | 82.9 | 24 | 65.3 | 24 | 57.6 | 24 | 43.5 | 24 | 24.5 | 24 |
| 1965 | 660.0 | 19 | 637.0 | 18 | 506.0 | 18 | 385.0 | 19 | 356.0 | 14 | 304.0 | 12 | 268.0 | 12 | 248.0 | 9 | 191.0 | 14 | 110.0 | 15 |
| 1966 | 1020.0 | 7 | 983.0 | 7 | 835.0 | 7 | 569.0 | 7 | 453.0 | 7 | 298.0 | 13 | 263.0 | 13 | 220.0 | 15 | 212.0 | 9 | 128.0 | 12 |
| 1967 | 990.0 | 9 | 950.0 | 8 | 796.0 | 8 | 513.0 | 10 | 477.0 | 5 | 407.0 | 3 | 375.0 | 2 | 318.0 | 3 | 277.0 | 3 | 156.0 | 6 |
| 1968 | 1260.0 | 2 | 1190.0 | 2 | 1020.0 | 2 | 782.0 | 3 | 458.0 | 6 | 352.0 | 7 | 313.0 | 4 | 289.0 | 5 | 251.0 | 4 | 167.0 | 3 |
| 1969 | 834.0 | 13 | 799.0 | 14 | 651.0 | 13 | 526.0 | 9 | 407.0 | 11 | 326.0 | 10 | 274.0 | 10 | 275.0 | 6 | 236.0 | 5 | 139.0 | 10 |
| 1970 | 944.0 | 10 | 909.0 | 10 | 746.0 | 10 | 466.0 | 13 | 406.0 | 12 | 342.0 | 8 | 268.0 | 11 | 224.0 | 14 | 172.0 | 16 | 118.0 | 13 |
| 1971 | 673.0 | 18 | 641.0 | 17 | 441.0 | 20 | 273.0 | 21 | 228.0 | 22 | 208.0 | 21 | 160.0 | 20 | 130.0 | 23 | 120.0 | 21 | 86.7 | 19 |
| 1972 | 628.0 | 20 | 595.0 | 20 | 483.0 | 19 | 423.0 | 16 | 353.0 | 15 | 295.0 | 14 | 245.0 | 15 | 211.0 | 16 | 206.0 | 11 | 154.0 | 7 |
| 1973 | 1190.0 | 4 | 1120.0 | 4 | 965.0 | 3 | 631.0 | 5 | 586.0 | 3 | 452.0 | 2 | 375.0 | 3 | 391.0 | 2 | 356.0 | 1 | 245.0 | 1 |

STATISTICS ON NORMAL MONTHLY MEANS(ALL DAYS)

| OCT | NOV | DEC | JAN | FEB | MARCH | APRIL | MAY | JUNE | JULY | AUG | SEPT |
|---|---|---|---|---|---|---|---|---|---|---|---|
| BY ROWS(MEAN,VARIANCE,STANDARD DEVIATION, SKEWNESS, COEFF. OF VARIATION,PERCENTAGE OF AVERAGE FLOW) | | | | | | | | | | | |
| 0.5338E+02 | 0.7934E+02 | 0.1222E+03 | 0.1422E+03 | 0.1687E+03 | 0.2045E+03 | 0.2746E+03 | 0.1614E+03 | 0.1233E+03 | 0.6889E+02 | 0.4068E+02 | 0.3575E+02 |
| 0.2891E+04 | 0.6527E+04 | 0.1117E+05 | 0.1547E+05 | 0.1377E+05 | 0.9336E+04 | 0.2139E+05 | 0.8389E+04 | 0.1522E+05 | 0.3735E+04 | 0.1558E+04 | 0.1609E+04 |
| 0.5376E+02 | 0.8079E+02 | 0.1057E+03 | 0.1244E+03 | 0.1174E+03 | 0.9662E+02 | 0.1462E+03 | 0.9159E+02 | 0.1234E+03 | 0.6112E+02 | 0.3947E+02 | 0.4012E+02 |
| 0.2276E+01 | 0.1516E+01 | 0.5901E+00 | 0.1171E+01 | 0.6020E+00 | 0.4595E+00 | 0.5200E+00 | 0.6944E+00 | 0.3320E+01 | 0.2037E+01 | 0.1589E+01 | 0.2165E+01 |
| 0.1007E+01 | 0.1018E+01 | 0.8649E+00 | 0.8749E+00 | 0.6955E+00 | 0.4724E+00 | 0.5325E+00 | 0.5675E+00 | 0.1000E+01 | 0.8871E+00 | 0.9702E+00 | 0.1122E+01 |
| 0.3619E+01 | 0.5379E+01 | 0.8285E+01 | 0.9638E+01 | 0.1144E+02 | 0.1387E+02 | 0.1862E+02 | 0.1094E+02 | 0.8362E+01 | 0.4670E+01 | 0.2758E+01 | 0.2423E+01 |

STATISTICS ON NORMAL ANNUAL MEANS(ALL DAYS)

| MEAN | VARIANCE | STANDARD DEVIATION | SKEWNESS | COEFF. OF VARIATION | SERIAL CORR |
|---|---|---|---|---|---|
| 0.1225E+03 | 0.2448E+04 | 0.4948E+02 | 0.3200E+00 | 0.4038E+00 | 0.3391E+00 |

STATISTICS ON LOG MONTHLY MEANS(ALL DAYS)

| OCT | NOV | DEC | JAN | FEB | MARCH | APRIL | MAY | JUNE | JULY | AUG | SEPT |
|---|---|---|---|---|---|---|---|---|---|---|---|
| BY ROWS(MEAN,VARIANCE,STANDARD DEVIATION, SKEWNESS, COEFF. OF VARIATION,PERCENTAGE OF AVERAGE FLOW) | | | | | | | | | | | |
| 0.1527E+01 | 0.1663E+01 | 0.1860E+01 | 0.1945E+01 | 0.2091E+01 | 0.2253E+01 | 0.2369E+01 | 0.2133E+01 | 0.1973E+01 | 0.1710E+01 | 0.1433E+01 | 0.1357E+01 |
| 0.2036E+00 | 0.2486E+00 | 0.2610E+00 | 0.2342E+00 | 0.1573E+00 | 0.6357E-01 | 0.7160E-01 | 0.7445E-01 | 0.9078E-01 | 0.1110E+00 | 0.1635E+00 | 0.1606E+00 |
| 0.4512E+00 | 0.4986E+00 | 0.5109E+00 | 0.4840E+00 | 0.3966E+00 | 0.2521E+00 | 0.2676E+00 | 0.2728E+00 | 0.3013E+00 | 0.3332E+00 | 0.4044E+00 | 0.4007E+00 |
| -0.1742E+00 | -0.2216E+00 | -0.4221E+00 | -0.4220E+00 | -0.8570E+00 | -0.1183E+01 | -0.5362E+00 | -0.4085E+00 | 0.7519E+00 | 0.2753E+00 | 0.8111E-01 | 0.6430E+00 |
| 0.2956E+00 | 0.2997E+00 | 0.2747E+00 | 0.2488E+00 | 0.1897E+00 | 0.1119E+00 | 0.1130E+00 | 0.1279E+00 | 0.1527E+00 | 0.1948E+00 | 0.2823E+00 | 0.2952E+00 |
| 0.6841E+01 | 0.7455E+01 | 0.8335E+01 | 0.8716E+01 | 0.9371E+01 | 0.1010E+02 | 0.1062E+02 | 0.9560E+01 | 0.8841E+01 | 0.7665E+01 | 0.6421E+01 | 0.6083E+01 |

STATISTICS ON LOG ANNUAL MEANS(ALL DAYS)

| MEAN | VARIANCE | STANDARD DEVIATION | SKEWNESS | COEFF. OF VARIATION | SERIAL CORR |
|---|---|---|---|---|---|
| 0.2046E+01 | 0.4498E-01 | 0.2121E+00 | -0.1284E+01 | 0.1036E+00 | 0.3307E+00 |

ANNUAL PEAKS

| | | | |
|---|---|---|---|
| 1949 | 630 | 1962 | 806 |
| 1950 | 1080 | 1963 | 1020 |
| 1951 | 690 | 1964 | 305 |
| 1952 | 790 | 1965 | 680 |
| 1953 | 545 | 1966 | 1020 |
| 1954 | 460 | 1967 | 1000 |
| 1955 | 455 | 1968 | 1290 |
| 1956 | 910 | 1969 | 841 |
| 1957 | 1230 | 1970 | 955 |
| 1958 | 2040 | 1971 | 698 |
| 1959 | 1080 | 1972 | 642 |
| 1960 | 843 | 1973 | 1210 |
| 1961 | 895 | | |

05522500 Iroquois River at Rensselaer, Ind.

LOCATION.--Lat 40°56'00", long 87°07'44", in NW¼SE¼ sec.29, T.29 N., R.6 W., Jasper County, on right bank 20 ft (6 m) downstream from bridge on State Highway 114, 0.8 mile (1.3 km) east of Rensselaer, 1.5 miles (2.4 km) downstream from Ryan ditch, and 5.5 miles (8.8 km) upstream from Slough Creek.

DRAINAGE AREA.--203 $mi^2$ (526 $km^2$).

DURATION TABLE OF DAILY DISCHARGE FOR YEAR ENDING SEPTEMBER 30

| CLASS | 0 | 1 | 2 | 3 | 4 | 5 | 6 | 7 | 8 | 9 | 10 | 11 | 12 | 13 | 14 | 15 | 16 | 17 | 18 | 19 | 20 | 21 | 22 | 23 | 24 | 25 | 26 | 27 | 28 | 29 | 30 | 31 | 32 | 33 | 34 | |
|---|---|---|---|---|---|---|---|---|---|---|---|---|---|---|---|---|---|---|---|---|---|---|---|---|---|---|---|---|---|---|---|---|---|---|---|---|
| YEAR | NUMBER OF DAYS IN CLASS | | | | | | | | | | | | | | | | | | | | | | | | | | | | | | | | | | | CFS_DAYS |
| 1949 | | | | | | | | | 24 | 23 | 29 | 36 | 16 | 13 | 10 | 16 | 14 | 15 | 17 | 14 | 34 | 18 | 18 | 23 | 14 | 8 | 9 | 5 | 5 | 3 | 1 | | | | | 48303.0 |
| 1950 | | | | | | | | | | 2 | 1 | 18 | 28 | 29 | 36 | 23 | 18 | 15 | 13 | 11 | 8 | 8 | 4 | 14 | 22 | 16 | 21 | 27 | 16 | 12 | 12 | 11 | | | | 109301.0 |
| 1951 | | | | | | | | | | | | | | 2 | 22 | 49 | 46 | 32 | 27 | 27 | 18 | 27 | 21 | 20 | 15 | 11 | 10 | 15 | 14 | 5 | 4 | | | | | 73247.0 |
| 1952 | | | | | | | | | | | 4 | 19 | 12 | 21 | 17 | 8 | 14 | 4 | 15 | 7 | 24 | 58 | 35 | 30 | 30 | 25 | 19 | 9 | 9 | 3 | 3 | | | | | 80528.0 |
| 1953 | | | | | | | | 8 | 12 | 20 | 31 | 31 | 18 | 23 | 18 | 16 | 19 | 30 | 20 | 15 | 27 | 26 | 10 | 13 | 6 | 6 | 6 | 3 | 6 | 1 | | | | | | 38448.6 |
| 1954 | | | | | | | 3 | 9 | 27 | 81 | 29 | 24 | 13 | 16 | 15 | 13 | 11 | 18 | 20 | 14 | 18 | 14 | 11 | 17 | 5 | 2 | 4 | 1 | | | | | | | | 26156.8 |
| 1955 | | | | | | | | 7 | 8 | 26 | 16 | 6 | 7 | 20 | 38 | 29 | 27 | 21 | 16 | 19 | 28 | 18 | 17 | 20 | 16 | 8 | 10 | 8 | | | | | | | | 44456.2 |
| 1956 | | | | | | 3 | 3 | 6 | 14 | 7 | 19 | 15 | 17 | 39 | 42 | 34 | 27 | 22 | 24 | 16 | 12 | 14 | 15 | 10 | 5 | 10 | 4 | 2 | 1 | 1 | 3 | 1 | | | | 37497.8 |
| 1957 | | | | | | 5 | 20 | 25 | 17 | 21 | 11 | 27 | 20 | 30 | 18 | 25 | 16 | 10 | 5 | 12 | 14 | 11 | 13 | 8 | 12 | 4 | 12 | 11 | 7 | 4 | 4 | 3 | | | | 52818.9 |
| 1958 | | | | | | | | | | | 5 | 16 | 9 | 22 | 20 | 14 | 21 | 23 | 28 | 41 | 42 | 34 | 16 | 15 | 8 | 14 | 14 | 3 | 7 | 3 | 1 | 1 | 3 | 3 | 2 | 74909.0 |
| 1959 | | | | | 1 | 10 | 11 | 8 | 11 | 19 | 16 | 28 | 24 | 19 | 11 | 24 | 24 | 19 | 12 | 12 | 14 | 18 | 10 | 17 | 17 | 15 | 10 | 5 | 1 | 2 | 5 | 2 | | | | 51023.3 |
| 1960 | | | | | | | | | | 5 | 15 | 24 | 16 | 12 | 3 | 9 | 13 | 17 | 18 | 50 | 36 | 47 | 26 | 19 | 14 | 8 | 10 | 8 | 5 | 2 | 9 | | | | | 67232.0 |
| 1961 | | | | | | | | | | | | 62 | 64 | 27 | 24 | 12 | 16 | 13 | 15 | 16 | 10 | 20 | 17 | 10 | 15 | 7 | 11 | 7 | 10 | 3 | 1 | 4 | 1 | | | 45775.0 |
| 1962 | | | | | | | | | | 16 | 16 | 27 | 8 | 10 | 5 | 4 | 10 | 15 | 31 | 49 | 33 | 35 | 19 | 22 | 15 | 17 | 9 | 10 | 6 | 6 | 2 | | | | | 65952.0 |
| 1963 | | | | | | 1 | | 17 | 45 | 34 | 30 | 38 | 19 | 47 | 15 | 16 | 17 | 20 | 12 | 6 | 6 | 5 | 9 | 11 | 6 | 2 | 1 | 2 | 1 | 1 | 1 | 3 | | | | 27546.4 |
| 1964 | | 3 | 21 | 11 | 26 | 43 | 31 | 34 | 26 | 23 | 12 | 18 | 11 | 14 | 15 | 19 | 16 | 11 | 11 | 4 | 6 | 4 | 3 | 1 | 2 | 1 | | | | | | | | | | 10869.4 |
| 1965 | | 2 | 1 | 5 | 20 | 14 | 11 | 8 | 5 | 5 | 7 | 19 | 22 | 21 | 15 | 18 | 18 | 18 | 11 | 20 | 15 | 19 | 15 | 19 | 16 | 17 | 8 | 7 | 6 | 3 | | | | | | 49367.1 |
| 1966 | | | | 1 | 10 | 9 | 13 | 12 | 17 | 6 | 8 | 6 | 4 | 2 | 4 | 8 | 33 | 40 | 40 | 23 | 24 | 28 | 14 | 14 | 12 | 4 | 6 | 8 | 7 | 5 | 5 | 2 | | | | 58434.8 |
| 1967 | | | | | 4 | 8 | 9 | 24 | 23 | 24 | 7 | 10 | 7 | 6 | 3 | 15 | 10 | 11 | 16 | 18 | 22 | 25 | 14 | 26 | 16 | 13 | 18 | 10 | 11 | 10 | 3 | 2 | | | | 72704.2 |
| 1968 | | | | | | | | | 4 | 8 | 3 | 7 | 8 | 23 | 23 | 42 | 20 | 31 | 29 | 23 | 17 | 23 | 25 | 13 | 13 | 9 | 7 | 7 | 6 | 5 | 13 | 5 | 2 | | | 78086.0 |
| 1969 | | | | | | | | 1 | 1 | 3 | 16 | 22 | 15 | 36 | 13 | 15 | 17 | 31 | 27 | 37 | 16 | 17 | 15 | 19 | 14 | 14 | 15 | 7 | 4 | 6 | 4 | | | | | 60318.1 |
| 1970 | | | | | | | | 2 | 4 | 12 | 15 | 21 | 12 | 23 | 18 | 6 | 12 | 30 | 46 | 31 | 27 | 32 | 15 | 16 | 9 | 8 | 7 | 6 | 4 | 1 | 6 | 2 | | | | 56010.8 |
| 1971 | | | | | | | | | | 2 | 3 | 18 | 13 | 34 | 26 | 25 | 29 | 27 | 41 | 28 | 39 | 27 | 11 | 12 | 12 | 7 | 6 | 1 | | 3 | 1 | | | | | 43248.0 |
| 1972 | | | | | | | | | | | | | | 8 | 26 | 31 | 27 | 43 | 37 | 24 | 21 | 19 | 30 | 23 | 15 | 19 | 15 | 12 | 14 | 2 | | | | | | 71589.0 |
| 1973 | | | | | | | | | | | | | 2 | 20 | 8 | 11 | 13 | 11 | 8 | 8 | 26 | 31 | 31 | 46 | 35 | 43 | 31 | 13 | 9 | 5 | 10 | 4 | | | | 110447.0 |

| CLASS | CFS | TOTAL | ACCUM | PERCT | CLASS | CFS | TOTAL | ACCUM | PERCT | CLASS | CFS | TOTAL | ACCUM | PERCT | CLASS | CFS | TOTAL | ACCUM | PERCT |
|---|---|---|---|---|---|---|---|---|---|---|---|---|---|---|---|---|---|---|---|
| 0 | 0.00 | 0 | 9131 | 100.0 | 9 | 12.00 | 337 | 8433 | 92.4 | 18 | 81.0 | 540 | 4472 | 49.0 | 27 | 550 | 190 | 554 | 6.0 |
| 1 | 2.20 | 5 | 9131 | 100.0 | 10 | 15.00 | 355 | 8096 | 88.7 | 19 | 100.0 | 519 | 3932 | 43.1 | 28 | 680 | 142 | 364 | 3.9 |
| 2 | 2.70 | 22 | 9126 | 99.9 | 11 | 18.00 | 494 | 7741 | 84.8 | 20 | 120.0 | 547 | 3413 | 37.4 | 29 | 840 | 84 | 222 | 2.4 |
| 3 | 3.40 | 17 | 9104 | 99.7 | 12 | 23.00 | 328 | 7247 | 79.4 | 21 | 150.0 | 575 | 2866 | 31.4 | 30 | 1000 | 91 | 138 | 1.5 |
| 4 | 4.20 | 61 | 9087 | 99.5 | 13 | 28.00 | 514 | 6919 | 75.8 | 22 | 190.0 | 407 | 2291 | 25.1 | 31 | 1300 | 37 | 47 | .5 |
| 5 | 5.10 | 93 | 9026 | 98.9 | 14 | 35.00 | 433 | 6405 | 70.1 | 23 | 230.0 | 443 | 1884 | 20.6 | 32 | 1600 | 5 | 10 | .1 |
| 6 | 6.40 | 101 | 8933 | 97.8 | 15 | 43.00 | 486 | 5972 | 65.4 | 24 | 290.0 | 336 | 1441 | 15.8 | 33 | 2000 | 3 | 5 | .0 |
| 7 | 7.90 | 161 | 8832 | 96.7 | 16 | 53.00 | 485 | 5486 | 60.1 | 25 | 360.0 | 292 | 1105 | 12.1 | 34 | 2400 | 2 | 2 | .0 |
| 8 | 9.70 | 238 | 8671 | 95.0 | 17 | 66.00 | 529 | 5001 | 54.8 | 26 | 440.0 | 259 | 813 | 8.9 | | | | | |

LOWEST MEAN DISCHARGE, IN CFS, AND RANKING, FOR THE FOLLOWING NUMBER OF CONSECUTIVE DAYS IN YEAR ENDING MARCH 31

| YEAR | 1 | 3 | 7 | 14 | 30 | 60 | 90 | 120 | 183 | ANNUAL |
|---|---|---|---|---|---|---|---|---|---|---|
| 1950 | 10.00 12 | 10.30 12 | 10.60 11 | 10.90 11 | 11.60 9 | 15.30 9 | 21.60 12 | 22.70 9 | 35.70 8 | 220.00 19 |
| 1951 | 27.00 23 | 28.00 23 | 29.90 23 | 33.10 23 | 40.60 23 | 56.80 22 | 84.60 23 | 82.00 21 | 96.50 20 | 220.00 20 |
| 1952 | 24.00 22 | 25.70 22 | 27.00 22 | 31.80 22 | 37.30 22 | 42.80 21 | 62.70 21 | 98.70 23 | 139.00 22 | 226.00 23 |
| 1953 | 12.00 15 | 13.30 15 | 14.00 14 | 14.60 13 | 15.90 12 | 17.70 11 | 19.50 9 | 24.90 11 | 38.40 9 | 155.00 12 |
| 1954 | 8.20 9 | 8.60 9 | 9.01 9 | 9.54 9 | 11.60 10 | 13.10 7 | 13.50 6 | 14.00 5 | 16.70 4 | 71.70 3 |
| 1955 | 7.20 7 | 7.47 7 | 7.80 7 | 9.00 7 | 9.67 7 | 16.30 10 | 21.20 11 | 34.30 13 | 39.10 10 | 112.00 7 |
| 1956 | 8.20 10 | 8.57 8 | 8.99 8 | 9.37 8 | 14.70 11 | 19.10 13 | 23.30 13 | 31.80 12 | 39.70 11 | 101.00 6 |
| 1957 | 5.30 6 | 5.73 5 | 6.53 6 | 6.86 5 | 7.29 5 | 8.03 4 | 9.78 4 | 11.60 4 | 14.60 3 | 70.50 2 |
| 1958 | 13.00 16 | 14.00 17 | 17.10 18 | 18.60 16 | 21.40 16 | 24.40 16 | 39.80 19 | 87.80 22 | 147.00 23 | 222.00 21 |
| 1959 | 15.00 19 | 16.30 20 | 19.00 19 | 19.90 19 | 22.00 17 | 24.80 17 | 34.00 16 | 43.90 15 | 60.60 14 | 204.00 18 |
| 1960 | 5.00 5 | 5.13 4 | 5.36 4 | 5.76 4 | 6.98 4 | 11.10 5 | 17.00 7 | 21.70 8 | 51.90 13 | 158.00 13 |
| 1961 | 13.00 17 | 13.70 16 | 14.10 15 | 15.10 14 | 17.10 13 | 18.30 12 | 19.90 10 | 20.20 7 | 20.60 5 | 115.00 8 |
| 1962 | 15.00 20 | 15.70 18 | 16.70 17 | 19.70 18 | 32.10 21 | 61.50 23 | 74.60 22 | 81.40 20 | 101.00 21 | 224.00 22 |
| 1963 | 10.00 13 | 10.00 11 | 10.00 10 | 10.40 10 | 11.40 8 | 15.10 8 | 19.20 8 | 23.00 10 | 25.70 6 | 93.10 5 |
| 1964 | 3.90 2 | 3.90 2 | 4.01 2 | 4.44 2 | 4.95 2 | 7.06 2 | 6.93 2 | 7.27 2 | 10.40 2 | 35.00 1 |
| 1965 | 2.20 1 | 2.43 1 | 2.79 1 | 2.93 1 | 4.20 1 | 4.45 1 | 5.12 1 | 5.24 1 | 10.20 1 | 87.90 4 |
| 1966 | 12.00 14 | 12.00 13 | 14.30 16 | 19.40 17 | 28.80 18 | 33.50 18 | 35.70 17 | 55.20 19 | 66.90 16 | 152.00 11 |
| 1967 | 4.00 3 | 4.33 3 | 4.66 3 | 5.18 3 | 6.81 3 | 7.65 3 | 8.71 3 | 9.80 3 | 35.30 7 | 189.00 16 |
| 1968 | 4.00 4 | 5.77 6 | 6.31 5 | 7.04 6 | 9.57 6 | 11.70 6 | 13.50 5 | 17.90 6 | 40.50 12 | 201.00 17 |
| 1969 | 18.00 21 | 19.00 21 | 26.10 21 | 29.90 21 | 30.50 19 | 33.60 19 | 38.80 18 | 53.70 16 | 85.60 19 | 183.00 15 |
| 1970 | 9.10 11 | 12.00 14 | 13.70 13 | 15.40 15 | 17.10 14 | 19.30 14 | 32.90 15 | 42.90 14 | 72.20 17 | 140.00 10 |
| 1971 | 7.90 8 | 9.03 10 | 11.20 12 | 13.00 12 | 17.70 15 | 22.00 15 | 27.60 14 | 55.00 18 | 83.20 18 | 173.00 14 |
| 1972 | 14.00 18 | 16.30 19 | 19.90 20 | 25.40 20 | 30.50 20 | 40.80 20 | 55.00 20 | 53.80 17 | 63.90 15 | 121.00 9 |
| 1973 | 36.00 24 | 37.00 24 | 40.30 24 | 47.20 24 | 71.20 24 | 107.00 24 | 132.00 24 | 138.00 24 | 196.00 24 | 300.00 24 |

HIGHEST MEAN DISCHARGE, IN CFS, AND RANKING, FOR THE FOLLOWING NUMBER OF CONSECUTIVE DAYS IN YEAR ENDING SEPTEMBER 30

| YEAR | 1 | 3 | 7 | 15 | 30 | 60 | 90 | 120 | 183 | ANNUAL |
|---|---|---|---|---|---|---|---|---|---|---|
| 1949 | 1070.0 17 | 948.0 19 | 759.0 18 | 612.0 17 | 434.0 20 | 398.0 13 | 332.0 16 | 285.0 15 | 235.0 16 | 132.0 17 |
| 1950 | 1590.0 3 | 1510.0 3 | 1380.0 3 | 1210.0 2 | 890.0 1 | 712.0 1 | 708.0 1 | 689.0 1 | 522.0 1 | 299.0 2 |
| 1951 | 1240.0 13 | 1090.0 15 | 902.0 14 | 671.0 13 | 507.0 14 | 491.0 5 | 418.0 4 | 352.0 6 | 303.0 6 | 201.0 6 |
| 1952 | 1070.0 18 | 1040.0 17 | 899.0 15 | 576.0 18 | 436.0 19 | 364.0 18 | 336.0 12 | 318.0 11 | 316.0 5 | 220.0 3 |
| 1953 | 843.0 22 | 787.0 22 | 695.0 20 | 549.0 20 | 464.0 17 | 338.0 19 | 268.0 19 | 230.0 20 | 183.0 20 | 105.0 21 |
| 1954 | 594.0 24 | 538.0 24 | 422.0 24 | 325.0 24 | 306.0 23 | 216.0 24 | 186.0 24 | 162.0 24 | 128.0 23 | 71.7 24 |
| 1955 | 650.0 23 | 613.0 23 | 538.0 23 | 393.0 23 | 299.0 24 | 246.0 23 | 225.0 20 | 232.0 19 | 205.0 19 | 122.0 19 |
| 1956 | 1400.0 7 | 1240.0 12 | 987.0 13 | 618.0 16 | 424.0 21 | 288.0 22 | 221.0 22 | 224.0 21 | 166.0 21 | 102.0 22 |
| 1957 | 1560.0 4 | 1450.0 4 | 1170.0 6 | 892.0 4 | 673.0 4 | 471.0 7 | 391.0 8 | 383.0 5 | 269.0 11 | 145.0 14 |
| 1958 | 2500.0 1 | 2390.0 1 | 2180.0 1 | 1520.0 1 | 879.0 2 | 545.0 3 | 403.0 7 | 315.0 12 | 256.0 13 | 205.0 5 |
| 1959 | 1380.0 9 | 1340.0 7 | 1240.0 4 | 797.0 6 | 581.0 10 | 470.0 8 | 416.0 5 | 346.0 7 | 250.0 14 | 140.0 15 |
| 1960 | 1230.0 14 | 1180.0 13 | 1020.0 12 | 659.0 14 | 587.0 9 | 375.0 16 | 361.0 10 | 320.0 10 | 282.0 8 | 184.0 9 |
| 1961 | 1330.0 11 | 1280.0 10 | 1060.0 10 | 760.0 8 | 567.0 11 | 410.0 12 | 336.0 13 | 278.0 17 | 214.0 18 | 125.0 18 |
| 1962 | 1170.0 15 | 1080.0 16 | 897.0 16 | 763.0 7 | 601.0 8 | 437.0 10 | 385.0 9 | 336.0 8 | 293.0 7 | 181.0 10 |
| 1963 | 1400.0 8 | 1330.0 8 | 1070.0 9 | 682.0 12 | 472.0 15 | 293.0 20 | 220.0 23 | 174.0 23 | 126.0 24 | 75.5 23 |
| 1964 | 391.0 25 | 348.0 25 | 242.0 25 | 203.0 25 | 138.0 25 | 105.0 25 | 81.8 25 | 71.3 25 | 53.0 25 | 29.7 25 |
| 1965 | 870.0 20 | 825.0 20 | 641.0 22 | 464.0 21 | 440.0 18 | 365.0 17 | 327.0 17 | 305.0 13 | 237.0 15 | 135.0 16 |
| 1966 | 1410.0 5 | 1360.0 5 | 1150.0 7 | 757.0 9 | 617.0 5 | 396.0 14 | 333.0 15 | 279.0 16 | 271.0 10 | 160.0 12 |
| 1967 | 1410.0 6 | 1340.0 6 | 1100.0 8 | 704.0 10 | 610.0 7 | 513.0 4 | 468.0 2 | 399.0 3 | 353.0 3 | 199.0 7 |
| 1968 | 1720.0 2 | 1640.0 2 | 1420.0 2 | 1060.0 3 | 613.0 6 | 474.0 6 | 415.0 6 | 389.0 4 | 327.0 4 | 213.0 4 |
| 1969 | 1160.0 16 | 1090.0 14 | 861.0 17 | 702.0 11 | 536.0 13 | 413.0 11 | 334.0 14 | 334.0 9 | 281.0 9 | 165.0 11 |
| 1970 | 1310.0 12 | 1270.0 11 | 1050.0 11 | 639.0 15 | 556.0 12 | 460.0 9 | 356.0 11 | 299.0 14 | 226.0 17 | 153.0 13 |
| 1971 | 1000.0 19 | 968.0 18 | 700.0 19 | 418.0 22 | 335.0 22 | 293.0 21 | 225.0 21 | 183.0 22 | 164.0 22 | 118.0 20 |
| 1972 | 845.0 21 | 798.0 21 | 649.0 21 | 559.0 19 | 465.0 16 | 386.0 15 | 316.0 18 | 270.0 18 | 266.0 12 | 196.0 8 |
| 1973 | 1360.0 10 | 1320.0 9 | 1190.0 5 | 805.0 5 | 715.0 3 | 566.0 2 | 465.0 3 | 487.0 2 | 437.0 2 | 303.0 1 |

STATISTICS ON NORMAL MONTHLY MEANS(ALL DAYS)

| OCT | NOV | DEC | JAN | FEB | MARCH | APRIL | MAY | JUNE | JULY | AUG | SEPT |
|---|---|---|---|---|---|---|---|---|---|---|---|

BY ROWS(MEAN,VARIANCE,STANDARD DEVIATION, SKEWNESS, COEFF. OF VARIATION,PERCENTAGE OF AVERAGE FLOW)

| | | | | | | | | | | | |
|---|---|---|---|---|---|---|---|---|---|---|---|
| 0.6191E+02 | 0.9539E+02 | 0.1546E+03 | 0.1957E+03 | 0.2304E+03 | 0.2685E+03 | 0.3582E+03 | 0.2062E+03 | 0.1637E+03 | 0.8934E+02 | 0.4927E+02 | 0.4492E+02 |
| 0.3936E+04 | 0.1010E+05 | 0.1806E+05 | 0.3260E+05 | 0.2711E+05 | 0.1759E+05 | 0.3921E+05 | 0.1461E+05 | 0.2749E+05 | 0.8065E+04 | 0.2271E+04 | 0.3060E+04 |
| 0.6274E+02 | 0.1005E+03 | 0.1344E+03 | 0.1806E+03 | 0.1646E+03 | 0.1326E+03 | 0.1980E+03 | 0.1209E+03 | 0.1658E+03 | 0.8981E+02 | 0.4765E+02 | 0.5532E+02 |
| 0.2243E+01 | 0.1484E+01 | 0.6816E+00 | 0.1546E+01 | 0.5847E+00 | 0.4568E+00 | 0.6906E+00 | 0.8164E+00 | 0.3384E+01 | 0.2244E+01 | 0.1524E+01 | 0.2295E+01 |
| 0.1013E+01 | 0.1053E+01 | 0.8691E+00 | 0.9224E+00 | 0.7145E+00 | 0.4939E+00 | 0.5528E+00 | 0.5862E+00 | 0.1013E+01 | 0.1005E+01 | 0.9671E+00 | 0.1231E+01 |
| 0.3227E+01 | 0.4973E+01 | 0.8061E+01 | 0.1026E+02 | 0.1201E+02 | 0.1400E+02 | 0.1868E+02 | 0.1075E+02 | 0.8532E+01 | 0.4657E+01 | 0.2569E+01 | 0.2342E+01 |

STATISTICS ON NORMAL ANNUAL MEANS(ALL DAYS)

| MEAN | VARIANCE | STANDARD DEVIATION | SKEWNESS | COEFF. OF VARIATION | SERIAL CORR |
|---|---|---|---|---|---|
| 0.1593E+03 | 0.4100E+04 | 0.6403E+02 | 0.4151E+00 | 0.4020E+00 | 0.3160E+00 |

STATISTICS ON LOG MONTHLY MEANS(ALL DAYS)

| OCT | NOV | DEC | JAN | FEB | MARCH | APRIL | MAY | JUNE | JULY | AUG | SEPT |
|---|---|---|---|---|---|---|---|---|---|---|---|

BY ROWS(MEAN,VARIANCE,STANDARD DEVIATION, SKEWNESS, COEFF. OF VARIATION,PERCENTAGE OF AVERAGE FLOW)

| | | | | | | | | | | | |
|---|---|---|---|---|---|---|---|---|---|---|---|
| 0.1583E+01 | 0.1739E+01 | 0.1962E+01 | 0.2072E+01 | 0.2211E+01 | 0.2364E+01 | 0.2482E+01 | 0.2237E+01 | 0.2090E+01 | 0.1801E+01 | 0.1518E+01 | 0.1419E+01 |
| 0.2132E+00 | 0.2469E+00 | 0.2649E+00 | 0.2503E+00 | 0.1820E+00 | 0.7230E-01 | 0.7242E-01 | 0.7585E-01 | 0.9797E-01 | 0.1252E+00 | 0.1592E+00 | 0.1925E+00 |
| 0.4618E+00 | 0.4908E+00 | 0.5147E+00 | 0.5003E+00 | 0.4266E+00 | 0.2689E+00 | 0.2691E+00 | 0.2754E+00 | 0.3130E+00 | 0.3538E+00 | 0.3989E+00 | 0.4388E+00 |
| -0.1820E+00 | -0.4783E-01 | -0.5045E+00 | -0.4751E+00 | -0.9407E+00 | -0.1230E+01 | -0.3864E+00 | -0.3272E+00 | 0.5333E+00 | 0.3977E+00 | 0.1614E+00 | 0.6168E+00 |
| 0.2917E+00 | 0.2822E+00 | 0.2623E+00 | 0.2414E+00 | 0.1929E+00 | 0.1137E+00 | 0.1084E+00 | 0.1231E+00 | 0.1497E+00 | 0.1964E+00 | 0.2629E+00 | 0.3093E+00 |
| 0.6743E+01 | 0.7467E+01 | 0.8358E+01 | 0.8827E+01 | 0.9417E+01 | 0.1067E+02 | 0.1057E+02 | 0.9528E+01 | 0.8903E+01 | 0.7672E+01 | 0.6464E+01 | 0.6042E+01 |

STATISTICS ON LOG ANNUAL MEANS(ALL DAYS)

| MEAN | VARIANCE | STANDARD DEVIATION | SKEWNESS | COEFF. OF VARIATION | SERIAL CORR |
|---|---|---|---|---|---|
| 0.2161E+01 | 0.4486E-01 | 0.2118E+00 | -0.1410E+01 | 0.9802E-01 | 0.3417E+00 |

ANNUAL PEAKS

| | | | |
|---|---|---|---|
| 1949 | 1100 | 1962 | 1170 |
| 1950 | 1620 | 1963 | 1450 |
| 1951 | 1260 | 1964 | 417 |
| 1952 | 1070 | 1965 | 888 |
| 1953 | 860 | 1966 | 1440 |
| 1954 | 608 | 1967 | 1440 |
| 1955 | 664 | 1968 | 1730 |
| 1956 | 1440 | 1969 | 1180 |
| 1957 | 1560 | 1970 | 1340 |
| 1958 | 2550 | 1971 | 1080 |
| 1959 | 1400 | 1972 | 865 |
| 1960 | 1230 | 1973 | 1360 |
| 1961 | 1350 | | |

## 05523000 Bice ditch near South Marion, Ind.

LOCATION.--Lat 40°52'00", long 87°05'32", in NE¼NW¼ sec.22, T.28 N., R.6 W., Jasper County, on left bank at upstream side of bridge on State Highway 16, 2 miles (3 km) upstream from Slough Creek, 3 miles (5 km) southeast of South Marion, and 5 miles (8 km) southeast of Rensselaer.

DRAINAGE AREA.--21.8 mi² (56.5 km²).

DURATION TABLE OF DAILY DISCHARGE FOR YEAR ENDING SEPTEMBER 30

| CLASS | 0 | 1 | 2 | 3 | 4 | 5 | 6 | 7 | 8 | 9 | 10 | 11 | 12 | 13 | 14 | 15 | 16 | 17 | 18 | 19 | 20 | 21 | 22 | 23 | 24 | 25 | 26 | 27 | 28 | 29 | 30 | 31 | 32 | 33 | 34 | CFS_DAYS |
|---|---|---|---|---|---|---|---|---|---|---|---|---|---|---|---|---|---|---|---|---|---|---|---|---|---|---|---|---|---|---|---|---|---|---|---|---|
| YEAR | NUMBER OF DAYS IN CLASS | | | | | | | | | | | | | | | | | | | | | | | | | | | | | | | | | | | |
| 1950 | | | 2 | | | | 1 | 2 | 2 | 30 | 23 | 25 | 36 | 13 | 19 | 14 | 10 | 12 | 18 | 20 | 33 | 24 | 14 | 20 | 8 | 14 | 7 | 9 | 7 | 2 | | | | | | 13189.1 |
| 1951 | | | | | | | | | | 6 | 22 | 35 | 34 | 33 | 38 | 34 | 20 | 20 | 19 | 15 | 18 | 13 | 17 | 13 | 11 | 7 | 6 | 1 | | 2 | | 1 | | | | 9049.2 |
| 1952 | | 1 | 19 | 14 | 3 | 9 | 3 | 16 | 5 | 5 | 3 | 12 | 12 | 8 | 2 | 8 | 14 | 18 | 52 | 45 | 22 | 17 | 18 | 17 | 15 | 11 | 10 | 4 | 2 | | | 1 | | | | 9117.9 |
| 1953 | | | 37 | 44 | 18 | 10 | 2 | 14 | 18 | 6 | 5 | 6 | 10 | 20 | 13 | 21 | 34 | 27 | 25 | 12 | 7 | 6 | 7 | 7 | 7 | 1 | 3 | 2 | | 2 | 1 | | | | | 4519.7 |
| 1954 | | | 2 | 44 | 50 | 32 | 16 | 17 | 27 | 9 | 10 | 25 | 23 | 19 | 10 | 19 | 12 | 12 | 10 | 5 | 6 | 3 | 4 | 3 | 3 | 1 | 1 | 1 | 1 | | | | | | | 2164.0 |
| 1955 | | 2 | 1 | 17 | 7 | 8 | 9 | 13 | 3 | 5 | 15 | 33 | 32 | 33 | 20 | 14 | 28 | 17 | 17 | 14 | 10 | 9 | 14 | 9 | 13 | 11 | 5 | 1 | 4 | 1 | | | | | | 6489.3 |
| 1956 | | | 17 | 20 | 7 | 11 | 4 | 15 | 21 | 21 | 38 | 26 | 28 | 25 | 24 | 7 | 9 | 9 | 20 | 15 | 17 | 9 | 7 | 6 | 3 | 2 | | 3 | 1 | | | 1 | | | | 3892.4 |
| 1957 | | | 31 | 35 | 55 | 9 | 6 | 9 | 14 | 18 | 22 | 18 | 10 | 8 | 12 | 10 | 15 | 12 | 12 | 10 | 6 | 14 | 12 | 6 | 5 | 6 | 3 | 3 | 2 | 1 | 1 | | | | | 4891.6 |
| 1958 | | | 3 | | 1 | | 1 | 2 | 9 | 8 | 29 | 24 | 17 | 25 | 33 | 40 | 31 | 26 | 22 | 18 | 12 | 9 | 8 | 13 | 9 | 7 | 4 | 4 | 2 | 1 | 2 | 1 | 3 | 1 | | 9865.9 |
| 1959 | | | 31 | 25 | 18 | 13 | 8 | 9 | 7 | 5 | 10 | 10 | 20 | 17 | 17 | 19 | 17 | 29 | 18 | 14 | 13 | 16 | 12 | 14 | 7 | 7 | 1 | 5 | | 2 | | 1 | | | | 6110.1 |
| 1960 | | | 5 | | 6 | 15 | 22 | 18 | 16 | 11 | 12 | 5 | 16 | 20 | 21 | 24 | 30 | 25 | 30 | 18 | 17 | 7 | 10 | 12 | 7 | 5 | 4 | 5 | 4 | 1 | | | | | | 6378.8 |
| 1961 | | | | 35 | 40 | 41 | 5 | 12 | 24 | 10 | 9 | 16 | 19 | 17 | 15 | 19 | 20 | 12 | 14 | 9 | 11 | 7 | 7 | 7 | 6 | 5 | 3 | 1 | 1 | | | | | | | 3672.9 |
| 1962 | | | | 6 | 25 | 14 | 2 | 4 | 12 | 5 | 8 | 12 | 12 | 15 | 18 | 23 | 31 | 25 | 40 | 28 | 21 | 19 | 10 | 14 | 4 | 9 | 2 | 3 | 2 | | 1 | | | | | 6588.1 |
| 1963 | | | 6 | 57 | 44 | 23 | 25 | 40 | 30 | 11 | 18 | 11 | 11 | 14 | 7 | 6 | 10 | 4 | 14 | 10 | 7 | 5 | 3 | 3 | 1 | 1 | | 1 | 1 | | 1 | 1 | | | | 2656.6 |
| 1964 | | 25 | 58 | 50 | 48 | 12 | 10 | 27 | 22 | 17 | 12 | 5 | 14 | 6 | 7 | 6 | 2 | 7 | 9 | 12 | 8 | 4 | 2 | 1 | 1 | 1 | | | | | | | | | | 1279.9 |
| 1965 | | 17 | 57 | 8 | 9 | 10 | 10 | 13 | 12 | 8 | 20 | 22 | 17 | 23 | 15 | 13 | 16 | 11 | 14 | 12 | 13 | 14 | 15 | 5 | 5 | 3 | 1 | 2 | | | | | | | | 3604.9 |
| 1966 | | | | 10 | 19 | 25 | 10 | 11 | 9 | 22 | 17 | 18 | 17 | 31 | 21 | 30 | 17 | 12 | 23 | 16 | 11 | 9 | 11 | 8 | 12 | 2 | 2 | 1 | | | 1 | | | | | 4524.6 |
| 1967 | | | 3 | 31 | 17 | 14 | 26 | 35 | 15 | 13 | 10 | 8 | 25 | 22 | 17 | 15 | 13 | 11 | 15 | 14 | 17 | 11 | 12 | 11 | 5 | 5 | 2 | 3 | | | | | | | | 4302.5 |
| 1968 | | | | | 3 | 9 | 8 | 4 | 16 | 35 | 49 | 28 | 26 | 26 | 13 | 17 | 11 | 12 | 18 | 17 | 19 | 14 | 4 | 12 | 5 | 4 | 3 | 5 | 3 | | 2 | 1 | 2 | | | 7520.3 |
| 1969 | | | | | | | | 16 | 20 | 14 | 32 | 13 | 28 | 29 | 25 | 32 | 29 | 20 | 23 | 15 | 12 | 12 | 12 | 8 | 9 | 4 | 3 | 1 | 5 | 1 | 1 | | | | | 6160.8 |
| 1970 | | | | | | | | 8 | 11 | 11 | 20 | 21 | 27 | 31 | 29 | 26 | 27 | 25 | 36 | 27 | 16 | 11 | 8 | 5 | 8 | 7 | 2 | 3 | 1 | | 3 | 2 | | | | 7222.7 |
| 1971 | | | | | | | 1 | 33 | 18 | 18 | 16 | 29 | 26 | 18 | 20 | 18 | 31 | 24 | 30 | 26 | 15 | 12 | 7 | 12 | 5 | 2 | 3 | | | | 1 | | | | | 4706.3 |
| 1972 | | | | | | | | 5 | 36 | 23 | 22 | 34 | 22 | 38 | 22 | 17 | 10 | 14 | 24 | 25 | 22 | 10 | 11 | 7 | 3 | 6 | 5 | 4 | 4 | 2 | | | | | | 6412.5 |
| 1973 | | | | | | | | 6 | 4 | 17 | 25 | 8 | 7 | 10 | 11 | 27 | 15 | 21 | 25 | 20 | 28 | 44 | 28 | 27 | 13 | 12 | 10 | 6 | 3 | 1 | 2 | | | | | 11475.3 |

| CLASS | CFS | TOTAL | ACCUM | PERCT | CLASS | CFS | TOTAL | ACCUM | PERCT | CLASS | CFS | TOTAL | ACCUM | PERCT | CLASS | CFS | TOTAL | ACCUM | PERCT |
|---|---|---|---|---|---|---|---|---|---|---|---|---|---|---|---|---|---|---|---|
| 0 | 0.00 | 45 | 8766 | 100.0 | 9 | 1.40 | 438 | 6292 | 71.8 | 18 | 16.0 | 419 | 2143 | 24.4 | 27 | 170 | 46 | 100 | 1.1 |
| 1 | 0.10 | 270 | 8721 | 99.5 | 10 | 1.90 | 429 | 5854 | 66.8 | 19 | 21.0 | 345 | 1724 | 19.7 | 28 | 230 | 19 | 54 | .6 |
| 2 | 0.20 | 398 | 8451 | 96.4 | 11 | 2.40 | 479 | 5425 | 61.9 | 20 | 27.0 | 313 | 1379 | 15.7 | 29 | 300 | 20 | 35 | .? |
| 3 | 0.30 | 370 | 8053 | 91.9 | 12 | 3.20 | 525 | 4946 | 56.4 | 21 | 35.0 | 259 | 1066 | 12.2 | 30 | 390 | 8 | 15 | .1 |
| 4 | 0.40 | 255 | 7683 | 87.6 | 13 | 4.20 | 413 | 4421 | 50.4 | 22 | 46.0 | 238 | 807 | 9.2 | 31 | 500 | 6 | 7 | .0 |
| 5 | 0.50 | 168 | 7428 | 84.7 | 14 | 5.40 | 469 | 4008 | 45.7 | 23 | 60.0 | 179 | 569 | 6.5 | 32 | 660 | 1 | 1 | .0 |
| 6 | 0.60 | 328 | 7260 | 82.8 | 15 | 7.10 | 470 | 3539 | 40.4 | 24 | 78.0 | 131 | 390 | 4.4 | 33 | | | | |
| 7 | 0.80 | 351 | 6932 | 79.1 | 16 | 9.30 | 403 | 3069 | 35.0 | 25 | 100.0 | 88 | 259 | 3.0 | 34 | | | | |
| 8 | 1.10 | 289 | 6581 | 75.1 | 17 | 12.00 | 523 | 2666 | 30.4 | 26 | 130.0 | 71 | 171 | 2.0 | | | | | |

LOWEST MEAN DISCHARGE, IN CFS, AND RANKING, FOR THE FOLLOWING NUMBER OF CONSECUTIVE DAYS IN YEAR ENDING MARCH 31

| YEAR | 1 | 3 | 7 | 14 | 30 | 60 | 90 | 120 | 183 | ANNUAL |
|---|---|---|---|---|---|---|---|---|---|---|
| 1950 | 0.20 11 | 0.23 13 | 0.26 12 | 0.26 12 | 0.60 13 | 0.81 12 | 0.89 11 | 1.18 11 | 2.72 12 | 21.40 18 |
| 1951 | 1.10 23 | 1.23 23 | 1.46 23 | 1.81 23 | 3.39 24 | 7.42 24 | 8.04 24 | 9.05 23 | 13.00 20 | 29.30 23 |
| 1952 | 1.70 24 | 1.70 24 | 1.76 24 | 1.89 24 | 2.49 23 | 3.06 21 | 4.61 21 | 9.48 24 | 18.70 23 | 27.50 22 |
| 1953 | 0.00 1 | 0.07 4 | 0.09 3 | 0.11 5 | 0.12 5 | 0.18 6 | 0.20 4 | 0.53 9 | 0.83 7 | 15.10 15 |
| 1954 | 0.10 5 | 0.10 5 | 0.10 4 | 0.11 6 | 0.12 6 | 0.17 5 | 0.21 5 | 0.23 4 | 0.35 2 | 8.24 4 |
| 1955 | 0.30 15 | 0.33 14 | 0.37 14 | 0.39 13 | 0.48 11 | 1.21 15 | 1.36 13 | 2.96 15 | 3.33 14 | 12.40 9 |
| 1956 | 0.00 2 | 0.03 3 | 0.20 11 | 0.23 10 | 0.29 10 | 0.47 10 | 1.02 12 | 1.41 12 | 1.88 11 | 14.80 14 |
| 1957 | 0.10 6 | 0.10 6 | 0.10 5 | 0.10 3 | 0.10 3 | 0.13 2 | 0.15 2 | 0.19 2 | 0.35 3 | 6.64 3 |
| 1958 | 0.20 12 | 0.20 11 | 0.30 13 | 0.70 16 | 1.06 17 | 1.34 16 | 2.20 16 | 5.54 18 | 16.20 22 | 23.50 19 |
| 1959 | 0.10 7 | 0.10 7 | 0.14 8 | 0.25 11 | 0.60 14 | 2.11 19 | 3.73 19 | 5.70 19 | 6.90 18 | 27.40 21 |
| 1960 | 0.10 8 | 0.10 8 | 0.10 6 | 0.10 4 | 0.11 4 | 0.16 3 | 0.25 6 | 0.52 8 | 1.71 10 | 14.50 12 |
| 1961 | 0.20 13 | 0.20 12 | 0.20 9 | 0.20 8 | 0.23 8 | 0.32 9 | 0.35 8 | 0.36 5 | 0.39 4 | 11.10 8 |
| 1962 | 0.70 21 | 0.70 20 | 0.84 21 | 0.92 19 | 1.06 18 | 2.35 20 | 4.44 22 | 6.24 20 | 8.81 19 | 20.40 17 |
| 1963 | 0.10 9 | 0.10 9 | 0.13 7 | 0.16 7 | 0.19 7 | 0.26 7 | 0.37 9 | 0.50 7 | 0.50 5 | 9.40 6 |
| 1964 | 0.00 3 | 0.00 1 | 0.00 1 | 0.02 2 | 0.09 2 | 0.17 4 | 0.20 3 | 0.20 3 | 0.58 6 | 4.46 1 |
| 1965 | 0.00 4 | 0.00 2 | 0.00 2 | 0.01 1 | 0.05 1 | 0.07 1 | 0.08 1 | 0.08 1 | 0.18 1 | 6.09 2 |
| 1966 | 0.30 14 | 0.37 15 | 0.40 15 | 0.56 15 | 0.73 15 | 1.06 13 | 2.24 17 | 3.59 16 | 5.29 16 | 13.90 10 |
| 1967 | 0.18 10 | 0.18 10 | 0.20 10 | 0.23 9 | 0.24 9 | 0.28 8 | 0.32 7 | 0.38 6 | 0.88 8 | 10.80 7 |
| 1968 | 0.35 16 | 0.38 16 | 0.44 16 | 0.45 14 | 0.49 12 | 0.55 11 | 0.63 10 | 0.69 10 | 1.54 9 | 19.50 16 |
| 1969 | 0.71 22 | 0.71 21 | 0.76 18 | 0.89 18 | 1.18 19 | 1.34 17 | 1.63 15 | 2.67 14 | 4.80 15 | 14.00 11 |
| 1970 | 0.62 18 | 0.69 19 | 0.83 20 | 1.09 21 | 1.20 20 | 1.43 18 | 3.35 18 | 5.48 17 | 6.70 17 | 14.80 13 |
| 1971 | 0.62 19 | 0.65 18 | 0.82 19 | 1.06 20 | 1.55 21 | 4.19 23 | 4.53 20 | 7.59 21 | 13.40 21 | 24.40 20 |
| 1972 | 0.59 17 | 0.62 17 | 0.66 17 | 0.83 17 | 0.87 16 | 1.14 14 | 1.41 14 | 1.56 13 | 3.06 13 | 8.51 5 |
| 1973 | 0.68 20 | 0.77 22 | 0.90 22 | 1.29 22 | 2.15 22 | 3.26 22 | 4.68 23 | 8.59 22 | 20.90 24 | 33.20 24 |

HIGHEST MEAN DISCHARGE, IN CFS, AND RANKING, FOR THE FOLLOWING NUMBER OF CONSECUTIVE DAYS IN YEAR ENDING SEPTEMBER 30

| YEAR | 1 | 3 | 7 | 15 | 30 | 60 | 90 | 120 | 183 | ANNUAL |
|---|---|---|---|---|---|---|---|---|---|---|
| 1950 | 388.0 9 | 245.0 8 | 155.0 5 | 109.0 5 | 95.0 3 | 81.8 2 | 68.0 1 | 68.9 1 | 56.4 1 | 36.1 1 |
| 1951 | 574.0 3 | 371.0 4 | 218.0 4 | 111.0 4 | 63.4 9 | 57.4 6 | 48.4 7 | 40.9 6 | 38.9 3 | 24.8 5 |
| 1952 | 410.0 5 | 236.0 10 | 130.0 12 | 68.0 17 | 59.9 12 | 44.1 9 | 41.5 9 | 37.5 10 | 37.8 4 | 24.9 4 |
| 1953 | 311.0 16 | 235.0 11 | 114.0 18 | 66.0 18 | 57.0 15 | 36.2 18 | 30.1 16 | 30.0 15 | 23.8 14 | 12.4 16 |
| 1954 | 197.0 21 | 110.0 21 | 62.6 22 | 35.0 23 | 33.4 23 | 19.0 23 | 18.0 23 | 15.3 23 | 11.2 23 | 5.9 23 |
| 1955 | 297.0 17 | 208.0 15 | 154.0 6 | 88.1 6 | 72.1 6 | 49.9 8 | 41.0 10 | 37.8 9 | 31.0 8 | 17.8 9 |
| 1956 | 403.0 6 | 231.0 12 | 126.0 14 | 80.9 12 | 57.1 14 | 33.9 19 | 30.3 15 | 28.6 16 | 19.7 19 | 10.6 19 |
| 1957 | 380.0 11 | 260.0 7 | 129.0 13 | 78.5 14 | 61.0 11 | 40.4 14 | 41.7 8 | 38.1 8 | 25.8 13 | 13.4 14 |
| 1958 | 714.0 1 | 592.0 1 | 467.0 1 | 260.0 1 | 160.0 1 | 89.6 1 | 61.4 2 | 48.2 3 | 36.5 5 | 27.0 3 |
| 1959 | 392.0 8 | 227.0 13 | 147.0 10 | 80.6 13 | 59.7 13 | 52.7 7 | 50.8 5 | 42.2 5 | 31.1 7 | 16.7 13 |
| 1960 | 255.0 19 | 177.0 18 | 125.0 15 | 70.6 16 | 64.5 8 | 41.7 12 | 40.8 11 | 32.2 13 | 29.7 9 | 17.4 11 |
| 1961 | 204.0 20 | 133.0 20 | 82.4 19 | 62.3 19 | 52.8 16 | 37.1 16 | 28.3 17 | 24.7 17 | 18.9 20 | 10.1 20 |
| 1962 | 324.0 15 | 196.0 16 | 120.0 16 | 86.0 8 | 62.3 10 | 42.8 11 | 38.1 13 | 32.3 12 | 27.4 12 | 18.0 8 |
| 1963 | 398.0 7 | 303.0 5 | 150.0 8 | 77.9 15 | 48.4 18 | 31.7 20 | 23.2 22 | 17.9 22 | 14.0 22 | 7.3 22 |
| 1964 | 98.0 24 | 66.7 24 | 43.0 24 | 30.3 24 | 20.8 24 | 17.4 24 | 12.4 24 | 9.8 24 | 6.8 24 | 3.5 24 |
| 1965 | 152.0 23 | 96.3 23 | 62.0 23 | 44.4 22 | 41.7 22 | 31.1 21 | 25.3 20 | 22.1 18 | 18.0 21 | 9.9 21 |
| 1966 | 362.0 12 | 212.0 14 | 134.0 11 | 84.6 9 | 47.2 19 | 26.3 22 | 24.2 21 | 20.6 21 | 21.5 17 | 12.4 17 |
| 1967 | 157.0 22 | 106.0 22 | 78.4 21 | 55.3 20 | 47.1 20 | 40.5 13 | 36.8 14 | 30.0 14 | 22.2 16 | 11.8 18 |
| 1968 | 646.0 2 | 440.0 2 | 222.0 3 | 136.0 2 | 83.9 4 | 71.4 3 | 52.4 4 | 49.3 4 | 34.6 6 | 20.5 6 |
| 1969 | 341.0 14 | 266.0 6 | 147.0 9 | 84.6 10 | 65.3 7 | 43.3 10 | 38.9 12 | 35.8 11 | 29.4 10 | 16.9 12 |
| 1970 | 465.0 4 | 416.0 3 | 225.0 2 | 120.0 3 | 98.1 2 | 66.5 4 | 49.9 6 | 39.3 7 | 28.8 11 | 19.8 7 |
| 1971 | 384.0 10 | 168.0 19 | 79.9 20 | 54.6 21 | 42.7 21 | 37.2 15 | 26.6 18 | 21.7 20 | 20.8 18 | 12.9 15 |
| 1972 | 292.0 18 | 177.0 17 | 115.0 17 | 83.4 11 | 51.0 17 | 37.0 17 | 26.0 19 | 21.8 19 | 23.7 15 | 17.5 10 |
| 1973 | 350.0 13 | 242.0 9 | 154.0 7 | 88.1 7 | 73.1 5 | 61.7 5 | 52.6 3 | 49.6 2 | 48.2 2 | 31.4 2 |

STATISTICS ON NORMAL MONTHLY MEANS(ALL DAYS)

| OCT | NOV | DEC | JAN | FEB | MARCH | APRIL | MAY | JUNE | JULY | AUG | SEPT |
|---|---|---|---|---|---|---|---|---|---|---|---|

BY ROWS(MEAN,VARIANCE,STANDARD DEVIATION, SKEWNESS, COEFF. OF VARIATION,PERCENTAGE OF AVERAGE FLOW)

| | | | | | | | | | | | |
|---|---|---|---|---|---|---|---|---|---|---|---|
| 0.6381E+01 | 0.9267E+01 | 0.1749E+02 | 0.1842E+02 | 0.2004E+02 | 0.2798E+02 | 0.3691E+02 | 0.1967E+02 | 0.2273E+02 | 0.1280E+02 | 0.3483E+01 | 0.4944E+01 |
| 0.8793E+02 | 0.1588E+03 | 0.4646E+03 | 0.4345E+03 | 0.3194E+03 | 0.2161E+03 | 0.3975E+03 | 0.2023E+03 | 0.1074E+04 | 0.2172E+03 | 0.2667E+02 | 0.1310E+03 |
| 0.9377E+01 | 0.1260E+02 | 0.2155E+02 | 0.2085E+02 | 0.1787E+02 | 0.1470E+02 | 0.1994E+02 | 0.1422E+02 | 0.3276E+02 | 0.1474E+02 | 0.5164E+01 | 0.1144E+02 |
| 0.2546E+01 | 0.2083E+01 | 0.1635E+01 | 0.2191E+01 | 0.7827E+00 | 0.2657E+00 | 0.6105E+00 | 0.1535E+01 | 0.3367E+01 | 0.1633E+01 | 0.2586E+01 | 0.3419E+01 |
| 0.1469E+01 | 0.1360E+01 | 0.1233E+01 | 0.1132E+01 | 0.8918E+00 | 0.5255E+00 | 0.5402E+00 | 0.7233E+00 | 0.1442E+01 | 0.1151E+01 | 0.1483E+01 | 0.2315E+01 |
| 0.3189E+01 | 0.4631E+01 | 0.8739E+01 | 0.9205E+01 | 0.1001E+02 | 0.1398E+02 | 0.1844E+02 | 0.9828E+01 | 0.1136E+02 | 0.6398E+01 | 0.1741E+01 | 0.2471E+01 |

STATISTICS ON NORMAL ANNUAL MEANS(ALL DAYS)

| MEAN | VARIANCE | STANDARD DEVIATION | SKEWNESS | COEFF. OF VARIATION | SERIAL CORR |
|---|---|---|---|---|---|
| 0.1663E+02 | 0.6331E+02 | 0.7957E+01 | 0.7084E+00 | 0.4784E+00 | 0.3561E+00 |

STATISTICS ON LOG MONTHLY MEANS(ALL DAYS)

| OCT | NOV | DEC | JAN | FEB | MARCH | APRIL | MAY | JUNE | JULY | AUG | SEPT |
|---|---|---|---|---|---|---|---|---|---|---|---|

BY ROWS(MEAN,VARIANCE,STANDARD DEVIATION, SKEWNESS, COEFF. OF VARIATION,PERCENTAGE OF AVERAGE FLOW)

| | | | | | | | | | | | |
|---|---|---|---|---|---|---|---|---|---|---|---|
| 0.2752E+00 | 0.4507E+00 | 0.7340E+00 | 0.9279E+00 | 0.1063E+01 | 0.1361E+01 | 0.1498E+01 | 0.1185E+01 | 0.1061E+01 | 0.7758E+00 | 0.1916E+00 | -0.4509E-03 |
| 0.6434E+00 | 0.6413E+00 | 0.7545E+00 | 0.4424E+00 | 0.2901E+00 | 0.1077E+00 | 0.6996E-01 | 0.1067E+00 | 0.2777E+00 | 0.3792E+00 | 0.3184E+00 | 0.5949E+00 |
| 0.8021E+00 | 0.8008E+00 | 0.8686E+00 | 0.6652E+00 | 0.5387E+00 | 0.3281E+00 | 0.2645E+00 | 0.3267E+00 | 0.5270E+00 | 0.6158E+00 | 0.5643E+00 | 0.7713E+00 |
| -0.1585E+00 | -0.2055E+00 | -0.6237E+00 | -0.7489E+00 | -0.6612E+00 | -0.1727E+01 | -0.4917E+00 | -0.2741E+00 | 0.4547E-01 | -0.2891E+00 | 0.2342E+00 | 0.5447E+00 |
| 0.2914E+01 | 0.1777E+01 | 0.1183E+01 | 0.7168E+00 | 0.5069E+00 | 0.2410E+00 | 0.1766E+00 | 0.2756E+00 | 0.4966E+00 | 0.7938E+00 | 0.2945E+01 | -0.1711E+04 |
| 0.2890E+01 | 0.4733E+01 | 0.7767E+01 | 0.9744E+01 | 0.1116E+02 | 0.1436E+02 | 0.1573E+02 | 0.1245E+02 | 0.1114E+02 | 0.8147E+01 | 0.2012E+01 | -0.4735E+02 |

STATISTICS ON LOG ANNUAL MEANS(ALL DAYS)

| MEAN | VARIANCE | STANDARD DEVIATION | SKEWNESS | COEFF. OF VARIATION | SERIAL CORR |
|---|---|---|---|---|---|
| 0.1168E+01 | 0.5416E-01 | 0.2327E+00 | -0.7636E+00 | 0.1993E+00 | 0.3564E+00 |

ANNUAL PEAKS

| | | | |
|---|---|---|---|
| 1949 | 410 | 1962 | 418 |
| 1950 | 490 | 1963 | 535 |
| 1951 | 610 | 1964 | 118 |
| 1952 | 556 | 1965 | 221 |
| 1953 | 374 | 1966 | 440 |
| 1954 | 339 | 1967 | 260 |
| 1955 | 353 | 1968 | 958 |
| 1956 | 504 | 1969 | 581 |
| 1957 | 458 | 1970 | 790 |
| 1958 | 780 | 1971 | 802 |
| 1959 | 480 | 1972 | 492 |
| 1960 | 346 | 1973 | 514 |
| 1961 | 290 | | |

## 05523500 Slough Creek near Collegeville, Ind.

LOCATION.--Lat 40°53'30", long 87°09'17", in SE¼NE¼ sec.12, T.28 N., R.7 W., Jasper County, on right bank at downstream side of bridge on State Highway 53, 1.5 miles (2.4 km) south of Collegeville, 2.5 miles (4.0 km) upstream from mouth, and 2.8 miles (4.5 km) downstream from Bice ditch.

DRAINAGE AREA.--83.7 mi² (216.8 km²).

### DURATION TABLE OF DAILY DISCHARGE FOR YEAR ENDING SEPTEMBER 30

| YEAR | 0 | 1 | 2 | 3 | 4 | 5 | 6 | 7 | 8 | 9 | 10 | 11 | 12 | 13 | 14 | 15 | 16 | 17 | 18 | 19 | 20 | 21 | 22 | 23 | 24 | 25 | 26 | 27 | 28 | 29 | 30 | 31 | 32 | 33 | 34 | CFS_DAYS |
|---|---|---|---|---|---|---|---|---|---|---|---|---|---|---|---|---|---|---|---|---|---|---|---|---|---|---|---|---|---|---|---|---|---|---|---|---|
| | NUMBER OF DAYS IN CLASS | | | | | | | | | | | | | | | | | | | | | | | | | | | | | | | | | | | |
| 1949 | | | | | 2 | 12 | 15 | 18 | 34 | 20 | 20 | 29 | 12 | 17 | 19 | 13 | 23 | 17 | 27 | 14 | 16 | 7 | 5 | 11 | 11 | 9 | 6 | 3 | 1 | 2 | 2 | | | | | 20517.4 |
| 1950 | | | | | 2 | | | 2 | 1 | | 9 | 18 | 25 | 25 | 33 | 24 | 14 | 13 | 16 | 11 | 9 | 19 | 25 | 35 | 15 | 22 | 17 | 5 | 9 | 9 | 7 | | | | | 49395.7 |
| 1951 | | | | | | | | | | 6 | 13 | 8 | 15 | 35 | 29 | 28 | 33 | 30 | 29 | 18 | 21 | 16 | 16 | 17 | 11 | 14 | 10 | 7 | 2 | 2 | 3 | 1 | 1 | | | 33947.5 |
| 1953 | | | | 4 | 13 | 37 | 26 | 9 | 21 | 15 | 16 | 14 | 18 | 11 | 18 | 22 | 28 | 24 | 20 | 19 | 12 | 5 | 6 | 4 | 9 | 5 | 4 | 4 | 1 | | | | | | | 14763.5 |
| 1954 | | | 2 | 38 | 11 | 34 | 15 | 28 | 14 | 18 | 22 | 12 | 16 | 20 | 23 | 19 | 18 | 15 | 13 | 15 | 9 | 7 | 6 | 3 | 4 | 2 | 1 | | | | | | | | | 8897.7 |
| 1955 | | | | | | 4 | 13 | 15 | 13 | 7 | 7 | 9 | 18 | 26 | 56 | 23 | 23 | 17 | 22 | 16 | 14 | 15 | 17 | 14 | 11 | 7 | 6 | 8 | 2 | 2 | | | | | | 24114.1 |
| 1956 | | | | | 4 | 3 | 12 | 10 | 21 | 9 | 23 | 28 | 35 | 23 | 41 | 24 | 14 | 20 | 19 | 22 | 15 | 11 | 6 | 7 | 6 | 1 | 5 | 3 | 1 | 1 | 2 | | | | | 17284.4 |
| 1957 | | | | 3 | 12 | 18 | 32 | 21 | 30 | 8 | 13 | 10 | 32 | 30 | 28 | 15 | 18 | 7 | 9 | 11 | 8 | 10 | 5 | 7 | 8 | 10 | 2 | 8 | 3 | 4 | 2 | | 1 | | | 22871.2 |
| 1958 | | | | | | 12 | 3 | | | 6 | 26 | 31 | 29 | 14 | 35 | 14 | 37 | 35 | 22 | 16 | 16 | 11 | 11 | 6 | 6 | 11 | 4 | 5 | 3 | 3 | 3 | 2 | 1 | 3 | | 33542.0 |
| 1959 | | | | | | | | | 10 | 71 | 28 | 24 | 18 | 24 | 28 | 9 | 12 | 23 | 24 | 13 | 12 | 12 | 10 | 14 | 10 | 11 | 5 | 2 | | 2 | 2 | | | 1 | | 22766.6 |
| 1960 | | | | | | | | | | 26 | 27 | 23 | 14 | 8 | 10 | 11 | 33 | 35 | 29 | 44 | 32 | 14 | 21 | 9 | 13 | 5 | 4 | 2 | 6 | | | | | | | 24548.6 |
| 1961 | | | | | | | | | 33 | 76 | 16 | 22 | 30 | 21 | 19 | 13 | 26 | 20 | 16 | 15 | 11 | 11 | 6 | 5 | 5 | 8 | 6 | 2 | 3 | 1 | | | | | | 16713.3 |
| 1962 | | | | | | | | | 13 | 22 | 14 | 7 | 14 | 10 | 19 | 26 | 27 | 20 | 26 | 37 | 29 | 19 | 22 | 19 | 10 | 9 | 10 | 1 | 3 | 5 | | 1 | 2 | | | 31904.5 |
| 1963 | | | | | | 16 | 29 | 32 | 26 | 39 | 55 | 33 | 23 | 17 | 15 | 14 | 9 | 10 | 8 | 8 | 9 | 4 | 3 | 3 | 1 | 2 | 2 | 2 | 2 | 1 | 1 | 1 | | | | 11382.8 |
| 1964 | | 9 | 9 | | 13 | 18 | 18 | 64 | 43 | 12 | 12 | 28 | 42 | 23 | 18 | 13 | 9 | 7 | 6 | 6 | 7 | 3 | 2 | 1 | | 1 | 1 | 1 | | | | | | | | 5700.0 |
| 1965 | | | | | 1 | 37 | 26 | 9 | 8 | 23 | 28 | 26 | 19 | 17 | 38 | 17 | 10 | 12 | 14 | 9 | 11 | 9 | 14 | 13 | 8 | 4 | 6 | 3 | 1 | 2 | | | | | | 17359.7 |
| 1966 | | | | | | | 10 | 9 | 12 | 20 | 24 | 7 | 15 | 38 | 41 | 34 | 25 | 25 | 17 | 20 | 10 | 8 | 5 | 6 | 7 | 6 | 3 | 3 | 7 | 5 | 3 | 1 | 2 | 1 | 1 | 32147.4 |
| 1967 | | | | | | | 15 | 20 | 35 | 14 | 22 | 16 | 11 | 11 | 11 | 9 | 31 | 38 | 20 | 15 | 24 | 17 | 10 | 14 | 7 | 9 | 3 | 5 | 5 | 3 | | | | | | 24102.3 |
| 1968 | | | | | | | | 10 | 13 | 18 | 44 | 33 | 20 | 18 | 21 | 26 | 11 | 10 | 18 | 22 | 15 | 16 | 18 | 9 | 6 | 4 | 10 | 3 | 5 | 1 | 5 | 4 | 3 | 2 | 1 | 39894.7 |
| 1969 | | | | | | | | | 1 | 39 | 32 | 17 | 11 | 20 | 34 | 31 | 24 | 30 | 20 | 17 | 9 | 13 | 16 | 6 | 11 | 9 | 10 | 5 | 4 | 1 | 4 | | 1 | | | 28494.0 |
| 1970 | | | | | | | | | | 6 | 24 | 11 | 24 | 20 | 25 | 36 | 41 | 35 | 33 | 30 | 7 | 12 | 10 | 13 | 7 | 8 | 9 | 3 | 4 | 2 | 1 | | 1 | 2 | 1 | 31731.4 |
| 1971 | | | | | | | | | 2 | 11 | 23 | 18 | 26 | 16 | 44 | 20 | 21 | 37 | 30 | 37 | 15 | 16 | 7 | 10 | 5 | 9 | 9 | 3 | 4 | 1 | | | | | | 23266.4 |
| 1972 | | | | | | | | | | 5 | 9 | 23 | 50 | 29 | 39 | 23 | 27 | 19 | 22 | 16 | 24 | 24 | 14 | 12 | 6 | 3 | 8 | 4 | 5 | 2 | 2 | | | | | 26094.6 |
| 1973 | | | | | | | | | | | 17 | 15 | 14 | 9 | 18 | 15 | 12 | 18 | 32 | 34 | 30 | 31 | 26 | 26 | 22 | 14 | 9 | 8 | 9 | 3 | 1 | 1 | 1 | | | 42665.2 |

| CLASS | CFS | TOTAL | ACCUM | PERCT | CLASS | CFS | TOTAL | ACCUM | PERCT | CLASS | CFS | TOTAL | ACCUM | PERCT | CLASS | CFS | TOTAL | ACCUM | PERCT |
|---|---|---|---|---|---|---|---|---|---|---|---|---|---|---|---|---|---|---|---|
| 0 | 0.00 | 0 | 8765 | 100.0 | 9 | 4.80 | 471 | 7659 | 87.4 | 18 | 42.0 | 492 | 3005 | 34.3 | 27 | 370 | 90 | 296 | 3.3 |
| 1 | 0.70 | 9 | 8765 | 100.0 | 10 | 6.10 | 524 | 7188 | 82.0 | 19 | 54.0 | 465 | 2513 | 28.7 | 28 | 470 | 80 | 206 | 2.3 |
| 2 | 0.90 | 11 | 8756 | 99.9 | 11 | 7.80 | 462 | 6664 | 76.0 | 20 | 69.0 | 365 | 2048 | 23.4 | 29 | 600 | 52 | 126 | 1.4 |
| 3 | 1.10 | 45 | 8745 | 99.8 | 12 | 10.00 | 531 | 6202 | 70.8 | 21 | 88.0 | 310 | 1683 | 19.2 | 30 | 770 | 38 | 74 | .8 |
| 4 | 1.40 | 58 | 8700 | 99.3 | 13 | 13.00 | 482 | 5671 | 64.7 | 22 | 110.0 | 281 | 1373 | 15.7 | 31 | 980 | 11 | 36 | .4 |
| 5 | 1.80 | 191 | 8642 | 98.6 | 14 | 16.00 | 662 | 5189 | 59.2 | 23 | 140.0 | 264 | 1092 | 12.5 | 32 | 1200 | 13 | 25 | .2 |
| 6 | 2.30 | 214 | 8451 | 96.4 | 15 | 21.00 | 479 | 4527 | 51.6 | 24 | 180.0 | 199 | 828 | 9.4 | 33 | 1600 | 9 | 12 | .1 |
| 7 | 2.00 | 247 | 8237 | 94.0 | 16 | 26.00 | 526 | 4048 | 46.2 | 25 | 230.0 | 183 | 629 | 7.2 | 34 | 2000 | 3 | 3 | .0 |
| 8 | 3.80 | 331 | 7990 | 91.2 | 17 | 33.00 | 517 | 3522 | 40.2 | 26 | 290.0 | 150 | 446 | 5.1 | | | | | |

### LOWEST MEAN DISCHARGE, IN CFS, AND RANKING, FOR THE FOLLOWING NUMBER OF CONSECUTIVE DAYS IN YEAR ENDING MARCH 31

| YEAR | 1 | | 3 | | 7 | | 14 | | 30 | | 60 | | 90 | | 120 | | 183 | | ANNUAL | |
|---|---|---|---|---|---|---|---|---|---|---|---|---|---|---|---|---|---|---|---|---|
| 1950 | 1.50 | 4 | 1.57 | 4 | 1.67 | 4 | 1.93 | 4 | 2.85 | 7 | 3.73 | 7 | 4.62 | 7 | 7.80 | 10 | 12.80 | 10 | 86.70 | 15 |
| 1951 | 7.00 | 21 | 7.47 | 21 | 8.46 | 21 | 9.41 | 21 | 13.10 | 21 | 23.50 | 22 | 31.40 | 22 | 32.60 | 20 | 47.00 | 19 | 104.00 | 20 |
| 1954 | 1.00 | 2 | 1.07 | 2 | 1.09 | 2 | 1.09 | 2 | 1.16 | 1 | 1.28 | 1 | 1.57 | 1 | 1.74 | 1 | 3.90 | 2 | 27.30 | 2 |
| 1955 | 2.10 | 8 | 2.10 | 9 | 2.10 | 7 | 2.36 | 7 | 3.05 | 8 | 6.00 | 12 | 7.03 | 11 | 15.00 | 14 | 17.00 | 12 | 47.70 | 7 |
| 1956 | 2.00 | 6 | 2.07 | 7 | 2.20 | 9 | 2.49 | 9 | 2.76 | 6 | 4.14 | 9 | 7.95 | 13 | 10.50 | 11 | 12.70 | 9 | 55.40 | 10 |
| 1957 | 1.20 | 3 | 1.30 | 3 | 1.36 | 3 | 1.50 | 3 | 1.63 | 3 | 2.06 | 2 | 2.61 | 3 | 2.89 | 4 | 4.76 | 3 | 32.30 | 3 |
| 1958 | 2.10 | 9 | 2.10 | 8 | 2.10 | 8 | 2.14 | 5 | 3.25 | 9 | 6.22 | 14 | 13.40 | 15 | 33.70 | 22 | 66.10 | 21 | 98.90 | 17 |
| 1959 | 5.00 | 17 | 5.00 | 17 | 5.16 | 15 | 5.36 | 15 | 5.71 | 15 | 6.98 | 15 | 8.86 | 14 | 12.90 | 13 | 20.60 | 13 | 92.70 | 16 |
| 1960 | 4.40 | 13 | 4.47 | 13 | 4.63 | 13 | 4.84 | 13 | 5.07 | 13 | 5.17 | 11 | 5.76 | 10 | 7.11 | 9 | 13.50 | 11 | 52.80 | 9 |
| 1961 | 4.10 | 12 | 4.17 | 12 | 4.36 | 12 | 4.50 | 12 | 4.63 | 12 | 5.16 | 10 | 5.31 | 9 | 5.45 | 7 | 5.94 | 6 | 46.30 | 6 |
| 1962 | 8.20 | 22 | 8.27 | 22 | 8.77 | 22 | 9.46 | 22 | 11.00 | 20 | 19.00 | 21 | 25.30 | 21 | 30.00 | 19 | 36.10 | 18 | 104.00 | 21 |
| 1963 | 2.00 | 7 | 2.00 | 6 | 2.00 | 6 | 2.36 | 8 | 2.53 | 5 | 3.00 | 5 | 3.51 | 5 | 4.65 | 5 | 5.29 | 5 | 37.40 | 5 |
| 1964 | 0.70 | 1 | 0.70 | 1 | 0.70 | 1 | 0.81 | 1 | 1.18 | 2 | 2.27 | 3 | 2.73 | 4 | 2.86 | 3 | 4.78 | 4 | 16.90 | 1 |
| 1965 | 1.70 | 5 | 1.77 | 5 | 1.99 | 5 | 2.16 | 6 | 2.20 | 4 | 2.33 | 4 | 2.38 | 2 | 2.57 | 2 | 3.70 | 1 | 33.10 | 4 |
| 1966 | 4.80 | 16 | 4.87 | 15 | 5.43 | 17 | 6.28 | 17 | 6.86 | 16 | 8.03 | 16 | 13.60 | 16 | 18.30 | 16 | 22.30 | 14 | 79.00 | 14 |
| 1967 | 2.50 | 10 | 2.57 | 10 | 2.67 | 10 | 2.90 | 10 | 3.30 | 10 | 3.71 | 6 | 3.94 | 6 | 4.65 | 6 | 9.08 | 7 | 70.40 | 12 |
| 1968 | 3.10 | 11 | 3.17 | 11 | 3.44 | 11 | 3.59 | 11 | 3.75 | 11 | 4.09 | 8 | 4.83 | 8 | 5.56 | 8 | 12.00 | 8 | 99.90 | 18 |
| 1969 | 4.50 | 14 | 4.70 | 14 | 4.83 | 14 | 4.94 | 14 | 5.28 | 14 | 6.02 | 13 | 7.05 | 12 | 12.30 | 12 | 24.50 | 15 | 74.10 | 13 |
| 1970 | 5.20 | 18 | 5.57 | 20 | 5.91 | 20 | 6.47 | 19 | 7.03 | 17 | 8.26 | 17 | 20.20 | 19 | 29.00 | 18 | 32.30 | 17 | 69.20 | 11 |
| 1971 | 5.40 | 20 | 5.47 | 19 | 5.83 | 19 | 6.39 | 18 | 8.68 | 18 | 12.20 | 19 | 14.60 | 17 | 26.00 | 17 | 48.90 | 20 | 102.00 | 19 |
| 1972 | 4.70 | 15 | 4.90 | 16 | 5.39 | 16 | 6.03 | 16 | 8.99 | 19 | 12.10 | 18 | 16.90 | 18 | 17.00 | 15 | 30.00 | 16 | 49.00 | 8 |
| 1973 | 5.20 | 19 | 5.27 | 18 | 5.70 | 18 | 7.58 | 20 | 13.30 | 22 | 17.70 | 20 | 25.20 | 20 | 33.30 | 21 | 69.10 | 22 | 113.00 | 22 |

SLOUGH CREEK NEAR COLLEGEVILLE, IND. (Continued)

HIGHEST MEAN DISCHARGE, IN CFS, AND RANKING, FOR THE FOLLOWING NUMBER OF CONSECUTIVE DAYS IN YEAR ENDING SEPTEMBER 30

| YEAR | 1 | 3 | 7 | 15 | 30 | 60 | 90 | 120 | 183 | ANNUAL |
|---|---|---|---|---|---|---|---|---|---|---|
| 1949 | 800.0 15 | 601.0 16 | 400.0 17 | 359.0 10 | 272.0 10 | 227.0 8 | 173.0 11 | 141.0 12 | 105.0 15 | 56.2 17 |
| 1950 | 970.0 12 | 900.0 10 | 646.0 7 | 479.0 6 | 391.0 5 | 328.0 2 | 283.0 1 | 282.0 1 | 220.0 1 | 135.0 1 |
| 1951 | 1420.0 7 | 1170.0 6 | 862.0 5 | 480.0 5 | 260.0 12 | 218.0 9 | 179.0 9 | 151.0 11 | 146.0 6 | 93.0 4 |
| 1953 | 480.0 22 | 392.0 22 | 283.0 22 | 236.0 19 | 198.0 21 | 135.0 21 | 102.0 21 | 90.7 21 | 74.6 21 | 40.4 21 |
| 1954 | 320.0 24 | 249.0 24 | 201.0 23 | 137.0 23 | 107.0 23 | 65.3 23 | 63.7 23 | 56.4 23 | 44.9 23 | 24.4 23 |
| 1955 | 698.0 20 | 533.0 19 | 456.0 14 | 302.0 14 | 249.0 13 | 172.0 14 | 142.0 15 | 136.0 14 | 113.0 13 | 66.1 12 |
| 1956 | 970.0 13 | 789.0 13 | 502.0 13 | 301.0 15 | 224.0 16 | 144.0 19 | 120.0 19 | 116.0 16 | 81.8 19 | 47.2 19 |
| 1957 | 1330.0 9 | 939.0 9 | 629.0 9 | 400.0 8 | 292.0 8 | 177.0 13 | 176.0 10 | 170.0 6 | 118.0 11 | 62.7 15 |
| 1958 | 1790.0 5 | 1510.0 4 | 1380.0 1 | 838.0 2 | 509.0 1 | 281.0 4 | 191.0 6 | 154.0 8 | 125.0 9 | 91.9 5 |
| 1959 | 1800.0 4 | 970.0 7 | 639.0 8 | 343.0 13 | 268.0 11 | 212.0 10 | 189.0 7 | 153.0 10 | 113.0 12 | 62.4 16 |
| 1960 | 580.0 21 | 533.0 20 | 379.0 18 | 221.0 21 | 218.0 17 | 155.0 18 | 146.0 14 | 121.0 15 | 106.0 14 | 67.1 11 |
| 1961 | 718.0 18 | 536.0 18 | 410.0 16 | 298.0 16 | 241.0 14 | 162.0 16 | 126.0 16 | 107.0 18 | 80.7 20 | 45.8 20 |
| 1962 | 1400.0 8 | 1200.0 5 | 717.0 6 | 477.0 7 | 335.0 6 | 241.0 7 | 213.0 5 | 181.0 4 | 150.0 5 | 87.4 7 |
| 1963 | 1100.0 11 | 833.0 12 | 593.0 10 | 349.0 12 | 210.0 19 | 130.0 22 | 94.3 22 | 73.4 22 | 57.1 22 | 31.2 22 |
| 1964 | 439.0 23 | 341.0 23 | 197.0 24 | 134.0 24 | 85.5 24 | 60.5 24 | 44.6 24 | 37.1 24 | 28.1 24 | 15.6 24 |
| 1965 | 750.0 17 | 597.0 17 | 334.0 21 | 225.0 20 | 194.0 22 | 136.0 20 | 124.0 17 | 113.0 17 | 84.5 18 | 47.6 18 |
| 1966 | 2020.0 3 | 1760.0 2 | 1370.0 2 | 857.0 1 | 453.0 2 | 242.0 6 | 187.0 8 | 154.0 9 | 161.0 4 | 88.1 6 |
| 1967 | 762.0 16 | 603.0 15 | 367.0 20 | 218.0 22 | 205.0 20 | 178.0 12 | 166.0 12 | 140.0 13 | 119.0 10 | 66.0 13 |
| 1968 | 2240.0 1 | 1610.0 3 | 1220.0 3 | 726.0 3 | 393.0 4 | 356.0 1 | 259.0 2 | 236.0 2 | 183.0 2 | 109.0 3 |
| 1969 | 1500.0 6 | 947.0 8 | 561.0 11 | 387.0 9 | 286.0 9 | 202.0 11 | 166.0 13 | 166.0 7 | 130.0 7 | 78.1 9 |
| 1970 | 2020.0 2 | 1790.0 1 | 1010.0 4 | 553.0 4 | 436.0 3 | 299.0 3 | 222.0 3 | 178.0 5 | 129.0 8 | 86.9 8 |
| 1971 | 700.0 19 | 448.0 21 | 371.0 19 | 247.0 18 | 211.0 18 | 166.0 15 | 120.0 20 | 106.0 19 | 88.0 17 | 63.7 14 |
| 1972 | 968.0 14 | 662.0 14 | 455.0 15 | 271.0 17 | 229.0 15 | 157.0 17 | 121.0 18 | 97.7 20 | 98.8 16 | 71.3 10 |
| 1973 | 1300.0 10 | 843.0 11 | 520.0 12 | 358.0 11 | 334.0 7 | 273.0 5 | 217.0 4 | 192.0 3 | 171.0 3 | 117.0 2 |

STATISTICS ON NORMAL MONTHLY MEANS(ALL DAYS)

| OCT | NOV | DEC | JAN | FEB | MARCH | APRIL | MAY | JUNE | JULY | AUG | SEPT |
|---|---|---|---|---|---|---|---|---|---|---|---|
| BY ROWS(MEAN,VARIANCE,STANDARD DEVIATION, SKEWNESS, COEFF. OF VARIATION,PERCENTAGE OF AVERAGE FLOW) | | | | | | | | | | | |
| 0.2088E+02 | 0.3242E+02 | 0.7788E+02 | 0.8669E+02 | 0.9344E+02 | 0.1120E+03 | 0.1548E+03 | 0.8731E+02 | 0.7966E+02 | 0.4936E+02 | 0.1606E+02 | 0.1907E+02 |
| 0.6253E+03 | 0.1490E+04 | 0.5518E+04 | 0.6566E+04 | 0.6395E+04 | 0.4804E+04 | 0.8272E+04 | 0.4594E+04 | 0.1029E+05 | 0.3661E+04 | 0.2800E+03 | 0.1031E+04 |
| 0.2501E+02 | 0.3860E+02 | 0.5756E+02 | 0.9255E+02 | 0.7997E+02 | 0.6931E+02 | 0.9095E+02 | 0.6778E+02 | 0.1014E+03 | 0.6051E+02 | 0.1673E+02 | 0.3212E+02 |
| 0.2036E+01 | 0.1727E+01 | 0.1657E+01 | 0.1748E+01 | 0.7482E+00 | 0.1093E+01 | 0.5284E+00 | 0.1682E+01 | 0.3452E+01 | 0.2499E+01 | 0.2105E+01 | 0.2776E+01 |
| 0.1158E+01 | 0.1191E+01 | 0.1253E+01 | 0.1068E+01 | 0.8558E+00 | 0.6187E+00 | 0.5876E+00 | 0.7764E+00 | 0.1273E+01 | 0.1226E+01 | 0.1042E+01 | 0.1684E+01 |
| 0.2517E+01 | 0.3908E+01 | 0.9388E+01 | 0.1045E+02 | 0.1126E+02 | 0.1350E+02 | 0.1866E+02 | 0.1052E+02 | 0.9603E+01 | 0.5950E+01 | 0.1936E+01 | 0.2299E+01 |

STATISTICS ON NORMAL ANNUAL MEANS(ALL DAYS)

| MEAN | VARIANCE | STANDARD DEVIATION | SKEWNESS | COEFF. OF VARIATION | SERIAL CORR |
|---|---|---|---|---|---|
| 0.6893E+02 | 0.8420E+03 | 0.2902E+02 | 0.3131E+00 | 0.4210E+00 | 0.1905E+00 |

STATISTICS ON LOG MONTHLY MEANS(ALL DAYS)

| OCT | NOV | DEC | JAN | FEB | MARCH | APRIL | MAY | JUNE | JULY | AUG | SEPT |
|---|---|---|---|---|---|---|---|---|---|---|---|
| BY ROWS(MEAN,VARIANCE,STANDARD DEVIATION, SKEWNESS, COEFF. OF VARIATION,PERCENTAGE OF AVERAGE FLOW) | | | | | | | | | | | |
| 0.1019E+01 | 0.1202E+01 | 0.1509E+01 | 0.1662E+01 | 0.1750E+01 | 0.1960E+01 | 0.2105E+01 | 0.1824E+01 | 0.1703E+01 | 0.1478E+01 | 0.1053E+01 | 0.9302E+00 |
| 0.3013E+00 | 0.3117E+00 | 0.4454E+00 | 0.3111E+00 | 0.2690E+00 | 0.9433E-01 | 0.8697E-01 | 0.1125E+00 | 0.1618E+00 | 0.1834E+00 | 0.1179E+00 | 0.2502E+00 |
| 0.5489E+00 | 0.5583E+00 | 0.6674E+00 | 0.5578E+00 | 0.5186E+00 | 0.3071E+00 | 0.2949E+00 | 0.3354E+00 | 0.4022E+00 | 0.4283E+00 | 0.3434E+00 | 0.5002E+00 |
| 0.7608E-01 | 0.4050E-01 | -0.2743E+00 | -0.3522E+00 | -0.7585E+00 | -0.8170E+00 | -0.4370E+00 | -0.1938E+00 | 0.4830E+00 | 0.3692E+00 | 0.8902E+00 | 0.1110E+01 |
| 0.5385E+00 | 0.4644E+00 | 0.4422E+00 | 0.3356E+00 | 0.2964E+00 | 0.1567E+00 | 0.1401E+00 | 0.1838E+00 | 0.2362E+00 | 0.2899E+00 | 0.3262E+00 | 0.5378E+00 |
| 0.5602E+01 | 0.6607E+01 | 0.8294E+01 | 0.9134E+01 | 0.9618E+01 | 0.1078E+02 | 0.1157E+02 | 0.1003E+02 | 0.9359E+01 | 0.8121E+01 | 0.5786E+01 | 0.5112E+01 |

STATISTICS ON LOG ANNUAL MEANS(ALL DAYS)

| MEAN | VARIANCE | STANDARD DEVIATION | SKEWNESS | COEFF. OF VARIATION | SERIAL CORR |
|---|---|---|---|---|---|
| 0.1794E+01 | 0.4734E-01 | 0.2176E+00 | -0.1052E+01 | 0.1213E+00 | 0.2922E+00 |

ANNUAL PEAKS

| | | | |
|---|---|---|---|
| 1949 | 880 | 1962 | 1400 |
| 1950 | 1180 | 1963 | 1500 |
| 1951 | 1450 | 1964 | 506 |
| 1953 | 655 | 1965 | 1200 |
| 1954 | 390 | 1966 | 2130 |
| 1955 | 1110 | 1967 | 976 |
| 1956 | 1470 | 1968 | 2390 |
| 1957 | 1470 | 1969 | 1620 |
| 1958 | 2030 | 1970 | 2180 |
| 1959 | 1800 | 1971 | 700 |
| 1960 | 600 | 1972 | 1120 |
| 1961 | 960 | 1973 | 1600 |

05524000 Carpenter Creek at Egypt, Ind.

LOCATION.--Lat 40°51'58", long 87°12'20", in SE¼SW¼ sec.15, T.28 N., R.7 W., Jasper County, on left bank at downstream side of bridge on State Highway 16, 0.5 mile (0.8 km) north of Egypt, 2.8 miles (4.5 km) upstream from mouth, and 4 miles (6 km) southwest of Collegeville.

DRAINAGE AREA.--44.8 mi² (116.0 km²).

DURATION TABLE OF DAILY DISCHARGE FOR YEAR ENDING SEPTEMBER 30

| CLASS | 0 | 1 | 2 | 3 | 4 | 5 | 6 | 7 | 8 | 9 | 10 | 11 | 12 | 13 | 14 | 15 | 16 | 17 | 18 | 19 | 20 | 21 | 22 | 23 | 24 | 25 | 26 | 27 | 28 | 29 | 30 | 31 | 32 | 33 | 34 | |
|---|---|---|---|---|---|---|---|---|---|---|---|---|---|---|---|---|---|---|---|---|---|---|---|---|---|---|---|---|---|---|---|---|---|---|---|---|
| YEAR | NUMBER OF DAYS IN CLASS | | | | | | | | | | | | | | | | | | | | | | | | | | | | | | | | | | | CFS_DAYS |
| 1949 | | | | | | 1 | 30 | 4 | 8 | 38 | 9 | 4 | 11 | 20 | 13 | 22 | 31 | 19 | 28 | 26 | 19 | 19 | 15 | 18 | 11 | 8 | 6 | 1 | 2 | 2 | | | | | | 12979.5 |
| 1950 | | | | | | | 2 | | | 5 | 7 | 15 | 7 | 28 | 26 | 27 | 34 | 15 | 16 | 12 | 19 | 24 | 32 | 28 | 23 | 11 | 7 | 17 | 4 | 5 | 1 | | | | | 27394.1 |
| 1951 | | | | | | | | | | | 2 | 5 | 12 | 23 | 15 | 20 | 45 | 30 | 44 | 27 | 35 | 24 | 21 | 17 | 21 | 11 | 6 | 2 | 3 | | 1 | 1 | | | 18663.9 |
| 1953 | | 3 | | | | 4 | 10 | 17 | 26 | 27 | 23 | 19 | 14 | 9 | 11 | 9 | 17 | 19 | 44 | 32 | 19 | 17 | 8 | 10 | 9 | 2 | 12 | 2 | 2 | | | | | | 11413.9 |
| 1954 | | | | | | 4 | 13 | 7 | 65 | 36 | 36 | 3 | 11 | 28 | 31 | 19 | 11 | 11 | 27 | 22 | 10 | 9 | 8 | 6 | 3 | 2 | 2 | | 1 | | | | | | | 5215.3 |
| 1955 | | 3 | | | | 3 | 11 | 19 | 13 | 7 | 5 | 10 | 8 | 31 | 34 | 29 | 13 | 17 | 18 | 32 | 23 | 18 | 29 | 17 | 13 | 4 | | 6 | 2 | | | | | | | 12510.9 |
| 1956 | | 33 | | | | 9 | 4 | 15 | 7 | 7 | 5 | 9 | 19 | 42 | 21 | 21 | 34 | 23 | 25 | 30 | 17 | 18 | 11 | 6 | 6 | . | 1 | 1 | | 1 | | | | | | 7089.6 |
| 1957 | | | | | | 12 | 24 | 31 | 17 | 26 | 22 | 19 | 21 | 22 | 21 | 12 | 10 | 15 | 22 | 11 | 16 | 16 | 11 | 13 | 9 | 5 | 7 | 1 | 2 | | | | | | | 9741.0 |
| 1958 | | | | | | | 2 | 6 | 1 | 8 | 8 | 11 | 8 | 9 | 16 | 26 | 29 | 39 | 62 | 28 | 26 | 20 | 15 | 13 | 9 | 11 | 5 | 6 | 1 | 3 | 1 | 1 | 1 | | | 21280.9 |
| 1959 | | 16 | | | | 15 | 21 | 11 | 8 | 24 | 13 | 20 | 7 | 10 | 5 | 18 | 19 | 17 | 27 | 27 | 25 | 21 | 19 | 13 | 8 | 8 | 3 | 3 | 2 | 3 | 1 | 1 | | | | 16085.5 |
| 1960 | | | | | | | | 3 | 21 | 19 | 16 | 7 | 11 | 9 | 12 | 10 | 17 | 28 | 43 | 44 | 32 | 39 | 11 | 15 | 10 | 8 | 3 | 4 | 4 | | | | | | | 14276.2 |
| 1961 | | | | | | | 16 | 10 | 26 | 54 | 26 | 21 | 16 | 11 | 12 | 7 | 14 | 14 | 24 | 26 | 16 | 22 | 14 | 11 | 11 | 9 | 2 | 3 | | | | | | | | 9858.9 |
| 1962 | | | | | | | 15 | 16 | 14 | 5 | 3 | 6 | 15 | 14 | 13 | 13 | 18 | 28 | 35 | 32 | 35 | 33 | 20 | 15 | 12 | 8 | 8 | 3 | 3 | 1 | | | | | | 15842.9 |
| 1963 | | 17 | | | | 20 | 21 | 19 | 32 | 45 | 46 | 25 | 13 | 14 | 13 | 11 | 12 | 15 | 12 | 18 | 12 | 8 | 3 | 2 | 1 | 1 | 2 | | 3 | | | | | | | 4745.9 |
| 1964 | | 111 | | | | 9 | 19 | 14 | 29 | 23 | 14 | 11 | 13 | 10 | 11 | 8 | 13 | 16 | 13 | 11 | 14 | 13 | 8 | 2 | 2 | 1 | 1 | | | | | | | | | 3440.8 |
| 1965 | | 22 | | | | 7 | 29 | 11 | 20 | 21 | 27 | 14 | 10 | 9 | 9 | 8 | 17 | 24 | 23 | 18 | 22 | 23 | 13 | 21 | 7 | 4 | 5 | 1 | | | | | | | | 9313.3 |
| 1966 | | 23 | | | | 10 | 7 | 8 | 11 | 11 | 10 | 10 | 10 | 5 | 20 | 40 | 41 | 31 | 23 | 17 | 21 | 24 | 9 | 14 | 9 | 8 | 1 | | 1 | | 1 | | | | | 9785.9 |
| 1967 | | | | | | 26 | 15 | 28 | 19 | 26 | 14 | 7 | 6 | 10 | 14 | 17 | 29 | 11 | 16 | 20 | 23 | 24 | 24 | 12 | 8 | 6 | 6 | 2 | 2 | | | | | | | 11256.5 |
| 1968 | | | | | | | 5 | 3 | 8 | 5 | 10 | 31 | 25 | 16 | 19 | 22 | 31 | 27 | 21 | 35 | 25 | 33 | 10 | 8 | 7 | 4 | 6 | 6 | 5 | 1 | 3 | | | | | 17437.7 |
| 1969 | | | | | 1 | 8 | 8 | 2 | 12 | 37 | 16 | 8 | 6 | 6 | 9 | 11 | 18 | 45 | 36 | 32 | 22 | 22 | 11 | 19 | 9 | 14 | 6 | 4 | 1 | 1 | 1 | | | | | 15293.7 |
| 1970 | | 2 | 2 | | 2 | | 1 | 3 | 9 | 6 | 11 | 9 | 9 | 11 | 31 | 35 | 26 | 33 | 23 | 45 | 34 | 21 | 15 | 8 | 9 | 4 | 8 | 3 | 1 | 2 | 2 | | | | | 15533.6 |
| 1971 | | | | | | | | | 1 | 13 | 14 | 13 | 13 | 23 | 18 | 25 | 28 | 23 | 43 | 43 | 38 | 21 | 13 | 11 | 17 | 3 | 4 | 1 | | | | | | | | 10938.3 |
| 1972 | | | | | | | | | | 3 | 17 | 21 | 11 | 18 | 25 | 25 | 27 | 41 | 23 | 31 | 40 | 27 | 17 | 11 | 6 | 5 | 8 | 7 | 1 | 2 | | | | | | 15329.6 |
| 1973 | | | | | | | | | | | | 8 | 23 | 8 | 14 | 9 | 16 | 3 | 17 | 21 | 41 | 45 | 57 | 43 | 22 | 18 | 9 | 6 | 3 | 2 | | | | | | 26665.1 |

| CLASS | CFS | TOTAL | ACCUM | PERCT | CLASS | CFS | TOTAL | ACCUM | PERCT | CLASS | CFS | TOTAL | ACCUM | PERCT | CLASS | CFS | TOTAL | ACCUM | PERCT |
|---|---|---|---|---|---|---|---|---|---|---|---|---|---|---|---|---|---|---|---|
| 0 | 0.00 | 230 | 8765 | 100.0 | 9 | 0.60 | 446 | 7575 | 86.4 | 18 | 14.0 | 665 | 3833 | 43.7 | 27 | 310 | 79 | 160 | 1.8 |
| 1 | 0.02 | 2 | 8535 | 97.4 | 10 | 0.90 | 354 | 7129 | 81.3 | 19 | 20.0 | 640 | 3168 | 36.1 | 28 | 440 | 43 | 81 | .9 |
| 2 | 0.04 | 0 | 8533 | 97.4 | 11 | 1.30 | 306 | 6775 | 77.3 | 20 | 28.0 | 584 | 2528 | 28.8 | 29 | 630 | 23 | 38 | .4 |
| 3 | 0.05 | 2 | 8533 | 97.4 | 12 | 1.80 | 299 | 6469 | 73.8 | 21 | 40.0 | 541 | 1944 | 22.2 | 30 | 890 | 11 | 15 | .1 |
| 4 | 0.07 | 1 | 8531 | 97.3 | 13 | 2.50 | 386 | 6170 | 70.4 | 22 | 56.0 | 394 | 1403 | 16.0 | 31 | 1300 | 3 | 4 | .0 |
| 5 | 0.10 | 128 | 8530 | 97.3 | 14 | 3.50 | 413 | 5784 | 66.0 | 23 | 79.0 | 333 | 1009 | 11.5 | 32 | 1800 | 1 | 1 | .0 |
| 6 | 0.20 | 253 | 8402 | 95.9 | 15 | 5.00 | 444 | 5371 | 61.3 | 24 | 110.0 | 242 | 676 | 7.7 | 33 | | | | |
| 7 | 0.30 | 227 | 8149 | 93.0 | 16 | 7.00 | 550 | 4927 | 56.2 | 25 | 160.0 | 156 | 434 | 5.0 | 34 | | | | |
| 8 | 0.40 | 347 | 7922 | 90.4 | 17 | 9.90 | 544 | 4377 | 49.9 | 26 | 220.0 | 118 | 278 | 3.2 | | | | | |

LOWEST MEAN DISCHARGE, IN CFS, AND RANKING, FOR THE FOLLOWING NUMBER OF CONSECUTIVE DAYS IN YEAR ENDING MARCH 31

| YEAR | 1 | | 3 | | 7 | | 14 | | 30 | | 60 | | 90 | | 120 | | 183 | | ANNUAL | |
|---|---|---|---|---|---|---|---|---|---|---|---|---|---|---|---|---|---|---|---|---|
| 1950 | 0.10 | 9 | 0.17 | 11 | 0.19 | 11 | 0.19 | 10 | 0.52 | 12 | 1.02 | 12 | 3.25 | 15 | 3.85 | 13 | 5.19 | 11 | 48.30 | 18 |
| 1951 | 0.80 | 21 | 0.87 | 21 | 1.19 | 21 | 1.38 | 21 | 2.44 | 21 | 5.89 | 21 | 7.18 | 21 | 7.99 | 18 | 18.90 | 19 | 59.60 | 20 |
| 1954 | 0.00 | 1 | 0.00 | 1 | 0.06 | 7 | 0.19 | 11 | 0.27 | 8 | 0.32 | 6 | 0.38 | 5 | 0.48 | 5 | 0.89 | 3 | 19.30 | 5 |
| 1955 | 0.20 | 12 | 0.20 | 12 | 0.20 | 12 | 0.23 | 13 | 0.32 | 10 | 3.19 | 19 | 3.92 | 17 | 5.91 | 15 | 7.70 | 13 | 26.10 | 7 |
| 1956 | 0.00 | 2 | 0.00 | 2 | 0.07 | 8 | 0.15 | 8 | 0.27 | 9 | 0.60 | 9 | 1.65 | 10 | 2.83 | 10 | 4.33 | 9 | 29.70 | 11 |
| 1957 | 0.00 | 3 | 0.00 | 3 | 0.00 | 1 | 0.01 | 5 | 0.02 | 3 | 0.11 | 3 | 0.24 | 3 | 0.32 | 3 | 0.41 | 1 | 11.50 | 2 |
| 1958 | 0.20 | 13 | 0.23 | 15 | 0.27 | 15 | 0.38 | 15 | 0.83 | 14 | 1.22 | 15 | 3.89 | 16 | 11.80 | 21 | 29.70 | 21 | 47.90 | 16 |
| 1959 | 0.50 | 18 | 0.53 | 18 | 0.57 | 18 | 0.65 | 17 | 0.95 | 17 | 1.67 | 16 | 1.95 | 11 | 6.76 | 17 | 10.70 | 15 | 64.50 | 21 |
| 1960 | 0.00 | 4 | 0.00 | 4 | 0.00 | 2 | 0.00 | 1 | 0.05 | 4 | 0.20 | 4 | 0.42 | 6 | 1.13 | 8 | 4.67 | 10 | 37.40 | 14 |
| 1961 | 0.20 | 14 | 0.20 | 13 | 0.20 | 13 | 0.20 | 12 | 0.54 | 13 | 0.75 | 11 | 0.83 | 9 | 1.26 | 9 | 1.23 | 4 | 27.20 | 8 |
| 1962 | 0.30 | 16 | 0.30 | 16 | 0.36 | 16 | 0.47 | 16 | 0.99 | 18 | 2.68 | 18 | 4.54 | 19 | 5.83 | 14 | 11.30 | 16 | 47.90 | 17 |
| 1963 | 0.10 | 10 | 0.10 | 9 | 0.10 | 9 | 0.10 | 6 | 0.20 | 6 | 0.34 | 7 | 0.48 | 7 | 0.64 | 6 | 0.68 | 2 | 18.90 | 4 |
| 1964 | 0.00 | 5 | 0.00 | 5 | 0.00 | 3 | 0.00 | 2 | 0.00 | 1 | 0.10 | 2 | 0.20 | 2 | 0.17 | 2 | 1.66 | 5 | 9.29 | 1 |
| 1965 | 0.00 | 6 | 0.00 | 6 | 0.00 | 4 | 0.00 | 3 | 0.00 | 2 | 0.01 | 1 | 0.02 | 1 | 0.09 | 1 | 1.72 | 6 | 18.80 | 3 |
| 1966 | 0.20 | 15 | 0.20 | 14 | 0.20 | 14 | 0.36 | 14 | 0.88 | 16 | 1.08 | 13 | 2.16 | 13 | 2.91 | 11 | 5.49 | 12 | 29.60 | 10 |
| 1967 | 0.00 | 7 | 0.00 | 7 | 0.00 | 5 | 0.00 | 4 | 0.07 | 5 | 0.21 | 5 | 0.29 | 4 | 0.38 | 4 | 3.08 | 7 | 29.00 | 9 |
| 1968 | 0.10 | 11 | 0.13 | 10 | 0.14 | 10 | 0.17 | 9 | 0.25 | 7 | 0.41 | 8 | 0.56 | 8 | 0.85 | 7 | 4.29 | 8 | 43.50 | 15 |
| 1969 | 0.61 | 20 | 0.64 | 19 | 0.72 | 19 | 0.77 | 19 | 0.86 | 15 | 1.10 | 14 | 2.05 | 12 | 6.04 | 16 | 14.90 | 18 | 36.50 | 13 |
| 1970 | 0.00 | 8 | 0.02 | 8 | 0.03 | 6 | 0.13 | 7 | 0.36 | 11 | 0.64 | 10 | 4.02 | 18 | 8.15 | 19 | 12.50 | 17 | 33.00 | 12 |
| 1971 | 0.36 | 17 | 0.39 | 17 | 0.46 | 17 | 0.71 | 18 | 1.33 | 20 | 4.80 | 20 | 5.27 | 20 | 10.90 | 20 | 28.00 | 20 | 52.80 | 19 |
| 1972 | 0.56 | 19 | 0.68 | 20 | 0.76 | 20 | 1.06 | 20 | 1.20 | 19 | 1.70 | 17 | 2.54 | 14 | 3.15 | 12 | 9.43 | 14 | 20.00 | 6 |
| 1973 | 2.70 | 22 | 3.13 | 22 | 3.49 | 22 | 4.31 | 22 | 8.39 | 22 | 16.90 | 22 | 18.70 | 22 | 21.70 | 22 | 55.00 | 22 | 77.90 | 22 |

CARPENTER CREEK AT EGYPT, IND.(Continued)

HIGHEST MEAN DISCHARGE, IN CFS, AND RANKING, FOR THE FOLLOWING NUMBER OF CONSECUTIVE DAYS IN YEAR ENDING SEPTEMBER 30

| YEAR | 1 | | 3 | | 7 | | 15 | | 30 | | 60 | | 90 | | 120 | | 183 | | ANNUAL | |
|---|---|---|---|---|---|---|---|---|---|---|---|---|---|---|---|---|---|---|---|---|
| 1949 | 641.0 | 13 | 367.0 | 19 | 240.0 | 16 | 216.0 | 9 | 170.0 | 7 | 147.0 | 6 | 111.0 | 7 | 91.3 | 6 | 67.3 | 9 | 35.6 | 12 |
| 1950 | 915.0 | 8 | 544.0 | 10 | 356.0 | 10 | 263.0 | 5 | 227.0 | 3 | 195.0 | 2 | 156.0 | 1 | 156.0 | 1 | 127.0 | 1 | 75.1 | 1 |
| 1951 | 1610.0 | 3 | 813.0 | 5 | 432.0 | 5 | 234.0 | 8 | 155.0 | 10 | 124.0 | 9 | 107.0 | 9 | 91.2 | 7 | 82.4 | 4 | 51.1 | 4 |
| 1953 | 585.0 | 15 | 386.0 | 18 | 259.0 | 14 | 202.0 | 12 | 166.0 | 8 | 101.0 | 12 | 81.3 | 14 | 77.7 | 11 | 60.5 | 14 | 31.3 | 14 |
| 1954 | 483.0 | 20 | 296.0 | 22 | 164.0 | 22 | 87.2 | 23 | 77.4 | 22 | 46.2 | 23 | 44.5 | 22 | 36.9 | 22 | 26.6 | 22 | 14.3 | 22 |
| 1955 | 520.0 | 18 | 453.0 | 13 | 357.0 | 8 | 202.0 | 13 | 143.0 | 14 | 101.0 | 13 | 84.0 | 13 | 76.0 | 12 | 61.4 | 12 | 34.3 | 13 |
| 1956 | 739.0 | 12 | 442.0 | 14 | 246.0 | 15 | 148.0 | 18 | 90.1 | 21 | 54.7 | 21 | 54.1 | 21 | 50.1 | 19 | 34.8 | 21 | 19.4 | 21 |
| 1957 | 572.0 | 16 | 440.0 | 15 | 227.0 | 18 | 175.0 | 15 | 134.0 | 15 | 86.1 | 17 | 79.7 | 16 | 76.0 | 13 | 51.7 | 16 | 26.7 | 19 |
| 1958 | 2690.0 | 1 | 1460.0 | 1 | 1070.0 | 1 | 587.0 | 1 | 342.0 | 1 | 201.0 | 1 | 137.0 | 3 | 106.0 | 4 | 80.1 | 5 | 58.3 | 3 |
| 1959 | 1720.0 | 2 | 947.0 | 3 | 617.0 | 2 | 320.0 | 2 | 200.0 | 4 | 146.0 | 7 | 143.0 | 2 | 119.0 | 2 | 84.8 | 3 | 44.1 | 6 |
| 1960 | 542.0 | 17 | 430.0 | 16 | 288.0 | 12 | 161.0 | 16 | 144.0 | 13 | 89.8 | 16 | 81.1 | 15 | 72.3 | 15 | 64.6 | 10 | 39.0 | 11 |
| 1961 | 431.0 | 21 | 339.0 | 20 | 202.0 | 20 | 151.0 | 17 | 133.0 | 16 | 104.0 | 11 | 87.8 | 12 | 72.1 | 16 | 51.5 | 17 | 27.0 | 17 |
| 1962 | 745.0 | 11 | 478.0 | 11 | 287.0 | 13 | 199.0 | 14 | 151.0 | 12 | 128.0 | 8 | 109.0 | 8 | 89.4 | 10 | 73.4 | 8 | 43.4 | 7 |
| 1963 | 620.0 | 14 | 470.0 | 17 | 239.0 | 17 | 176.0 | 20 | 75.3 | 23 | 50.4 | 22 | 37.5 | 23 | 29.9 | 23 | 25.3 | 23 | 13.0 | 23 |
| 1964 | 274.0 | 24 | 191.0 | 24 | 119.0 | 24 | 73.6 | 24 | 55.7 | 24 | 38.7 | 24 | 27.9 | 24 | 23.6 | 24 | 18.5 | 24 | 9.4 | 24 |
| 1965 | 400.0 | 22 | 302.0 | 21 | 195.0 | 21 | 113.0 | 21 | 106.0 | 19 | 78.7 | 18 | 67.1 | 18 | 63.1 | 17 | 49.0 | 18 | 25.5 | 20 |
| 1966 | 936.0 | 6 | 548.0 | 9 | 325.0 | 11 | 204.0 | 11 | 112.0 | 17 | 63.9 | 20 | 55.9 | 19 | 47.0 | 20 | 48.2 | 19 | 26.8 | 18 |
| 1967 | 483.0 | 19 | 425.0 | 17 | 220.0 | 19 | 132.0 | 19 | 106.0 | 18 | 94.6 | 15 | 88.7 | 11 | 75.2 | 14 | 57.6 | 15 | 30.8 | 15 |
| 1968 | 1040.0 | 5 | 838.0 | 4 | 506.0 | 4 | 317.0 | 3 | 174.0 | 6 | 159.0 | 3 | 117.0 | 4 | 103.0 | 5 | 78.6 | 6 | 47.6 | 5 |
| 1969 | 920.0 | 7 | 678.0 | 6 | 372.0 | 6 | 241.0 | 7 | 154.0 | 11 | 107.0 | 10 | 94.9 | 10 | 90.8 | 8 | 73.8 | 7 | 41.9 | 10 |
| 1970 | 1140.0 | 4 | 973.0 | 2 | 547.0 | 3 | 290.0 | 4 | 228.0 | 2 | 157.0 | 4 | 115.0 | 6 | 90.4 | 9 | 63.8 | 11 | 42.6 | 8 |
| 1971 | 332.0 | 23 | 232.0 | 23 | 159.0 | 23 | 104.0 | 22 | 92.9 | 20 | 76.8 | 19 | 55.1 | 20 | 47.0 | 21 | 43.4 | 20 | 30.0 | 16 |
| 1972 | 828.0 | 10 | 555.0 | 8 | 357.0 | 9 | 262.0 | 6 | 157.0 | 9 | 95.8 | 14 | 68.1 | 17 | 58.3 | 18 | 61.0 | 13 | 41.9 | 9 |
| 1973 | 845.0 | 9 | 559.0 | 7 | 369.0 | 7 | 207.0 | 10 | 177.0 | 5 | 148.0 | 5 | 117.0 | 5 | 119.0 | 3 | 110.0 | 2 | 73.1 | 2 |

STATISTICS ON NORMAL MONTHLY MEANS(ALL DAYS)

| OCT | NOV | DEC | JAN | FEB | MARCH | APRIL | MAY | JUNE | JULY | AUG | SEPT |
|---|---|---|---|---|---|---|---|---|---|---|---|
| BY ROWS(MEAN,VARIANCE,STANDARD DEVIATION, SKEWNESS, COEFF. OF VARIATION,PERCENTAGE OF AVERAGE FLOW) | | | | | | | | | | | |
| 0.9723E+01 | 0.1587E+02 | 0.3628E+02 | 0.4883E+02 | 0.5589E+02 | 0.6030E+02 | 0.8187E+02 | 0.4282E+02 | 0.4865E+02 | 0.2592E+02 | 0.6056E+01 | 0.1086E+02 |
| 0.3662E+03 | 0.6067E+03 | 0.1944E+04 | 0.3090E+04 | 0.2765E+04 | 0.1294E+04 | 0.2529E+04 | 0.8771E+03 | 0.4703E+04 | 0.8355E+03 | 0.1036E+03 | 0.1094E+04 |
| 0.1914E+02 | 0.2463E+02 | 0.4409E+02 | 0.5559E+02 | 0.5259E+02 | 0.3597E+02 | 0.5029E+02 | 0.2962E+02 | 0.6858E+02 | 0.2890E+02 | 0.1018E+02 | 0.3307E+02 |
| 0.3138E+01 | 0.2791E+01 | 0.1535E+01 | 0.1792E+01 | 0.5279E+00 | 0.4686E+00 | 0.6332E+00 | 0.2397E+01 | 0.3552E+01 | 0.1627E+01 | 0.2409E+01 | 0.4168E+01 |
| 0.1968E+01 | 0.1552E+01 | 0.1215E+01 | 0.1139E+01 | 0.9409E+00 | 0.5965E+00 | 0.6143E+00 | 0.6916E+00 | 0.1410E+01 | 0.1115E+01 | 0.1681E+01 | 0.3046E+01 |
| 0.2195E+01 | 0.3582E+01 | 0.8188E+01 | 0.1162E+02 | 0.1261E+02 | 0.1361E+02 | 0.1848E+02 | 0.9665E+01 | 0.1098E+02 | 0.5849E+01 | 0.1367E+01 | 0.2451E+01 |

STATISTICS ON NORMAL ANNUAL MEANS(ALL DAYS)

| MEAN | VARIANCE | STANDARD DEVIATION | SKEWNESS | COEFF. OF VARIATION | SERIAL CORR |
|---|---|---|---|---|---|
| 0.3675E+02 | 0.2793E+03 | 0.1671E+02 | 0.6506E+00 | 0.4547E+00 | 0.3159E+00 |

STATISTICS ON LOG MONTHLY MEANS(ALL DAYS)

| OCT | NOV | DEC | JAN | FEB | MARCH | APRIL | MAY | JUNE | JULY | AUG | SEPT |
|---|---|---|---|---|---|---|---|---|---|---|---|
| BY ROWS(MEAN,VARIANCE,STANDARD DEVIATION, SKEWNESS, COEFF. OF VARIATION,PERCENTAGE OF AVERAGE FLOW) | | | | | | | | | | | |
| 0.3534E+00 | 0.7037E+00 | 0.1056E+01 | 0.1325E+01 | 0.1465E+01 | 0.1673E+01 | 0.1820E+01 | 0.1547E+01 | 0.1457E+01 | 0.1132E+01 | 0.2894E+00 | 0.2171E-01 |
| 0.6687E+00 | 0.5337E+00 | 0.7445E+00 | 0.5072E+00 | 0.3611E+00 | 0.1348E+00 | 0.9646E-01 | 0.8087E-01 | 0.1851E+00 | 0.3052E+00 | 0.5037E+00 | 0.1017E+01 |
| 0.8178E+00 | 0.7366E+00 | 0.8629E+00 | 0.7122E+00 | 0.6009E+00 | 0.3671E+00 | 0.3106E+00 | 0.2844E+00 | 0.4302E+00 | 0.5524E+00 | 0.7097E+00 | 0.1008E+01 |
| -0.1260E-01 | 0.8636E-01 | -0.6482E+00 | -0.9592E+00 | -0.7130E+00 | -0.1496E+01 | -0.4757E+00 | -0.3352E+00 | 0.4962E+00 | -0.3351E+00 | -0.1594E+00 | -0.2282E+00 |
| 0.2314E+01 | 0.1038E+01 | 0.8168E+00 | 0.5374E+00 | 0.4102E+00 | 0.2194E+00 | 0.1707E+00 | 0.1838E+00 | 0.2952E+00 | 0.4880E+00 | 0.2452E+01 | 0.4645E+02 |
| 0.2751E+01 | 0.5475E+01 | 0.8225E+01 | 0.1032E+02 | 0.1141E+02 | 0.1303E+02 | 0.1417E+02 | 0.1204E+02 | 0.1134E+02 | 0.8814E+01 | 0.2253E+01 | 0.1696E+00 |

STATISTICS ON LOG ANNUAL MEANS(ALL DAYS)

| MEAN | VARIANCE | STANDARD DEVIATION | SKEWNESS | COEFF. OF VARIATION | SERIAL CORR |
|---|---|---|---|---|---|
| 0.1517E+01 | 0.4895E-01 | 0.2212E+00 | -0.7309E+00 | 0.1459E+00 | 0.3684E+00 |

ANNUAL PEAKS

| | | | |
|---|---|---|---|
| 1949 | 1160 | 1962 | 1040 |
| 1950 | 1300 | 1963 | 900 |
| 1951 | 2150 | 1964 | 294 |
| 1953 | 735 | 1965 | 514 |
| 1954 | 655 | 1966 | 1100 |
| 1955 | 984 | 1967 | 517 |
| 1956 | 1040 | 1968 | 1850 |
| 1957 | 810 | 1969 | 1090 |
| 1958 | 3720 | 1970 | 1720 |
| 1959 | 2690 | 1971 | 467 |
| 1960 | 784 | 1972 | 1150 |
| 1961 | 655 | 1973 | 995 |

## 05524500 Iroquois River near Foresman, Ind.

LOCATION.--Lat 40°52'14", long 87°18'24", in NE¼SE¼ sec.15, T.28 N., R.8 W., Newton County, on right bank at downstream side of bridge on State Highway 55, 0.2 mile (0.3 km) north of intersection of Highways 16 and 55, 0.5 mile (0.8 km) downstream from Mosquito Creek, 0.6 mile (1.0 km) west of Foresman, and 3 miles (4 km) east of Brook.

DRAINAGE AREA.--449 mi² (1,163 km²).

DURATION TABLE OF DAILY DISCHARGE FOR YEAR ENDING SEPTEMBER 30

| CLASS | 0 | 1 | 2 | 3 | 4 | 5 | 6 | 7 | 8 | 9 | 10 | 11 | 12 | 13 | 14 | 15 | 16 | 17 | 18 | 19 | 20 | 21 | 22 | 23 | 24 | 25 | 26 | 27 | 28 | 29 | 30 | 31 | 32 | 33 | 34 |
|---|---|---|---|---|---|---|---|---|---|---|---|---|---|---|---|---|---|---|---|---|---|---|---|---|---|---|---|---|---|---|---|---|---|---|---|
| YEAR | NUMBER OF DAYS IN CLASS | | | | | | | | | | | | | | | | | | | | | | | | | | | | | | | | | | CFS_DAYS |
| 1950 | | | | | | 2 | | 1 | | 10 | 30 | 32 | 24 | 18 | 12 | 15 | 10 | 15 | 11 | 8 | 7 | 7 | 10 | 16 | 33 | 30 | 29 | 10 | 15 | 14 | 6 | | | | 226699.0 |
| 1951 | | | | | | | | | | | 16 | 13 | 29 | 16 | 28 | 34 | 26 | 25 | 28 | 21 | 18 | 11 | 17 | 14 | 16 | 15 | 21 | 6 | 3 | 5 | 3 | | | | 150518.0 |
| 1952 | | | | | | | | 12 | 17 | 17 | 14 | 10 | 7 | 5 | 9 | 8 | 5 | 13 | 22 | 29 | 43 | 33 | 25 | 43 | 22 | 12 | 13 | 3 | 4 | | | | | | 152250.0 |
| 1953 | | | 2 | 8 | 6 | 12 | 27 | 22 | 17 | 23 | 13 | 11 | 12 | 17 | 8 | 17 | 22 | 17 | 32 | 15 | 17 | 16 | 13 | 11 | 7 | 7 | 6 | 7 | | | | | | | 85220.0 |
| 1954 | | | | 1 | 5 | 43 | 68 | 18 | 16 | 20 | 8 | 9 | 12 | 13 | 15 | 14 | 22 | 21 | 11 | 16 | 21 | 12 | 8 | 7 | 3 | 2 | | | | | | | | | 50437.0 |
| 1955 | | | | | 4 | 11 | 19 | 9 | 10 | 6 | 3 | 34 | 35 | 17 | 10 | 21 | 22 | 16 | 20 | 16 | 19 | 16 | 17 | 20 | 13 | 9 | 12 | 3 | 3 | | | | | | 106984.0 |
| 1956 | | | | 3 | 4 | 16 | 9 | 16 | 7 | 14 | 9 | 36 | 30 | 40 | 23 | 22 | 20 | 31 | 15 | 8 | 8 | 8 | 8 | 8 | 8 | 8 | 7 | 2 | 2 | 3 | 1 | | | | 85424.0 |
| 1957 | | 1 | 17 | 8 | 6 | 28 | 23 | 31 | 18 | 13 | 9 | 10 | 18 | 29 | 10 | 16 | 6 | 11 | 14 | 8 | 9 | 5 | 5 | 10 | 12 | 9 | 11 | 9 | 12 | 4 | 3 | | | | 120021.6 |
| 1958 | | | | | | | 1 | 12 | 2 | 2 | 9 | 13 | 13 | 21 | 14 | 19 | 26 | 54 | 40 | 22 | 22 | 13 | 8 | 7 | 9 | 13 | 11 | 11 | 8 | 5 | 1 | 1 | 3 | 4 | 1 | 184585.0 |
| 1959 | | | | | 3 | 13 | 16 | 13 | 12 | 27 | 35 | 18 | 24 | 15 | 7 | 20 | 15 | 13 | 17 | 20 | 11 | 9 | 4 | 9 | 14 | 20 | 14 | 2 | 1 | 5 | 3 | 5 | | | 131443.0 |
| 1960 | | | | | | 6 | 4 | 14 | 7 | 13 | 6 | 13 | 12 | 11 | 5 | 13 | 25 | 36 | 27 | 33 | 29 | 17 | 20 | 18 | 12 | 10 | 14 | 6 | 5 | 10 | | | | | 153699.0 |
| 1961 | | | | | | 4 | 13 | 32 | 22 | 56 | 25 | 11 | 13 | 9 | 13 | 19 | 17 | 16 | 11 | 19 | 17 | 12 | 8 | 11 | 9 | 6 | 10 | 4 | 5 | 3 | | | | | 94446.0 |
| 1962 | | | | | | | | 10 | 27 | 14 | 12 | 4 | 10 | 2 | 8 | 12 | 18 | 17 | 27 | 26 | 39 | 30 | 15 | 25 | 21 | 13 | 14 | 10 | 7 | 2 | 2 | | | | 163485.0 |
| 1963 | | | | | | 22 | 34 | 35 | 36 | 35 | 22 | 40 | 20 | 13 | 11 | 20 | 8 | 10 | 9 | 6 | 7 | 6 | 9 | 8 | 3 | 1 | 3 | 1 | 1 | 3 | 2 | | | | 59266.0 |
| 1964 | | 3 | 13 | 33 | 27 | 54 | 40 | 23 | 18 | 13 | 16 | 18 | 11 | 13 | 16 | 13 | 16 | 5 | 5 | 9 | 8 | 5 | 4 | | 1 | | 2 | | | | | | | | 28394.9 |
| 1965 | | | 7 | 11 | 10 | 30 | 8 | 5 | 4 | 22 | 19 | 25 | 18 | 20 | 6 | 14 | 16 | 17 | 11 | 12 | 15 | 18 | 15 | 14 | 16 | 10 | 13 | 9 | | | | | | | 104750.7 |
| 1966 | | | 5 | 8 | 5 | 12 | 15 | 23 | 7 | 5 | 6 | 3 | 7 | 12 | 19 | 45 | 36 | 28 | 18 | 13 | 16 | 12 | 9 | 13 | 6 | 9 | 15 | 10 | 4 | 3 | 1 | | | | 119950.6 |
| 1967 | | | | | | | 38 | 23 | 20 | 17 | 7 | 18 | 7 | 11 | 8 | 8 | 8 | 18 | 24 | 16 | 17 | 13 | 20 | 16 | 18 | 11 | 21 | 11 | 12 | 3 | | | | | 151827.0 |
| 1968 | | | | | | | 8 | 7 | 3 | 4 | 15 | 18 | 20 | 23 | 19 | 22 | 38 | 26 | 16 | 16 | 17 | 17 | 17 | 10 | 15 | 7 | 10 | 6 | 7 | 8 | 7 | 4 | 5 | 1 | 192079.0 |
| 1969 | | | | | | | | | | 21 | 22 | 43 | 15 | 7 | 13 | 19 | 29 | 30 | 30 | 17 | 16 | 13 | 15 | 16 | 9 | 21 | 13 | 6 | 3 | 4 | 3 | | | | 138993.0 |
| 1970 | | | | | | | | | 1 | 10 | 20 | 7 | 10 | 24 | 25 | 11 | 23 | 29 | 29 | 36 | 25 | 22 | 14 | 14 | 17 | 9 | 6 | 11 | 8 | 2 | 4 | 4 | 1 | 3 | 147720.0 |
| 1971 | | | | | | | | | | | 3 | 24 | 22 | 21 | 25 | 19 | 33 | 23 | 23 | 34 | 32 | 28 | 18 | 15 | 12 | 11 | 9 | 8 | 1 | 4 | | | | | 106603.0 |
| 1972 | | | | | | | | | | | | 2 | 39 | 29 | 16 | 21 | 28 | 40 | 22 | 18 | 19 | 24 | 28 | 13 | 20 | 14 | 20 | 9 | 4 | | | | | | 149225.0 |
| 1973 | | | | | | | | | | | 12 | 12 | 6 | 8 | 13 | 13 | 4 | 6 | 17 | 23 | 31 | 10 | 22 | 38 | 59 | 30 | 30 | 7 | 10 | 8 | 6 | | | | 249321.0 |

| CLASS | CFS | TOTAL | ACCUM | PERCT | CLASS | CFS | TOTAL | ACCUM | PERCT | CLASS | CFS | TOTAL | ACCUM | PERCT | CLASS | CFS | TOTAL | ACCUM | PERCT |
|---|---|---|---|---|---|---|---|---|---|---|---|---|---|---|---|---|---|---|---|
| 0 | 0.00 | 0 | 8766 | 100.0 | 9 | 33.00 | 355 | 7440 | 84.9 | 18 | 210.0 | 497 | 3735 | 42.6 | 27 | 1400 | 141 | 407 | 4.6 |
| 1 | 6.30 | 4 | 8766 | 100.0 | 10 | 41.00 | 339 | 7085 | 80.8 | 19 | 260.0 | 428 | 3238 | 36.9 | 28 | 1700 | 112 | 266 | 3.0 |
| 2 | 7.80 | 44 | 8762 | 100.0 | 11 | 50.00 | 425 | 6746 | 77.0 | 20 | 320.0 | 456 | 2810 | 32.1 | 29 | 2100 | 84 | 154 | 1.7 |
| 3 | 9.50 | 72 | 8718 | 99.5 | 12 | 62.00 | 427 | 6321 | 72.1 | 21 | 400.0 | 339 | 2354 | 26.9 | 30 | 2600 | 42 | 70 | .7 |
| 4 | 12.00 | 70 | 8646 | 98.6 | 13 | 76.00 | 399 | 5894 | 67.2 | 22 | 490.0 | 326 | 2015 | 23.0 | 31 | 3200 | 11 | 28 | .3 |
| 5 | 14.00 | 253 | 8576 | 97.8 | 14 | 93.00 | 313 | 5495 | 62.7 | 23 | 600.0 | 356 | 1689 | 19.3 | 32 | 3900 | 11 | 17 | .1 |
| 6 | 18.00 | 323 | 8323 | 94.9 | 15 | 110.00 | 461 | 5182 | 59.1 | 24 | 740.0 | 346 | 1333 | 15.2 | 33 | 4800 | 5 | 6 | .0 |
| 7 | 22.00 | 307 | 8000 | 91.3 | 16 | 140.00 | 469 | 4721 | 53.9 | 25 | 910.0 | 272 | 987 | 11.3 | 34 | 5900 | 1 | 1 | .0 |
| 8 | 27.00 | 253 | 7693 | 87.8 | 17 | 170.00 | 517 | 4252 | 48.5 | 26 | 1100.0 | 308 | 715 | 8.2 | | | | | |

LOWEST MEAN DISCHARGE, IN CFS, AND RANKING, FOR THE FOLLOWING NUMBER OF CONSECUTIVE DAYS IN YEAR ENDING MARCH 31

| YEAR | 1 | | 3 | | 7 | | 14 | | 30 | | 60 | | 90 | | 120 | | 183 | | ANNUAL | |
|---|---|---|---|---|---|---|---|---|---|---|---|---|---|---|---|---|---|---|---|---|
| 1950 | 14.00 | 8 | 14.30 | 8 | 15.60 | 9 | 16.80 | 9 | 19.60 | 8 | 24.70 | 7 | 46.90 | 12 | 57.80 | 11 | 75.10 | 10 | 438.00 | 16 |
| 1951 | 34.00 | 19 | 35.70 | 20 | 40.40 | 21 | 44.10 | 20 | 60.10 | 23 | 102.00 | 22 | 142.00 | 23 | 145.00 | 19 | 194.00 | 20 | 465.00 | 19 |
| 1952 | 34.00 | 20 | 38.00 | 19 | 36.40 | 19 | 41.20 | 19 | 50.70 | 19 | 58.40 | 19 | 91.20 | 19 | 185.00 | 22 | 286.00 | 22 | 439.00 | 17 |
| 1953 | 19.00 | 14 | 19.70 | 13 | 20.30 | 13 | 20.50 | 12 | 22.70 | 12 | 24.20 | 6 | 27.60 | 6 | 34.20 | 7 | 54.90 | 7 | 298.00 | 10 |
| 1954 | 9.00 | 5 | 9.33 | 5 | 10.60 | 5 | 10.90 | 5 | 15.20 | 5 | 15.80 | 4 | 17.20 | 4 | 18.80 | 4 | 26.40 | 4 | 159.00 | 2 |
| 1955 | 15.00 | 9 | 15.00 | 9 | 15.00 | 8 | 15.70 | 8 | 18.50 | 7 | 39.90 | 14 | 49.80 | 13 | 72.80 | 13 | 79.50 | 11 | 233.00 | 5 |
| 1956 | 12.00 | 6 | 12.70 | 6 | 13.40 | 6 | 14.10 | 6 | 22.10 | 11 | 28.80 | 12 | 45.90 | 11 | 58.90 | 12 | 72.20 | 9 | 254.00 | 7 |
| 1957 | 7.60 | 2 | 8.00 | 2 | 8.31 | 2 | 8.37 | 1 | 9.35 | 1 | 11.80 | 2 | 14.50 | 2 | 16.90 | 3 | 22.20 | 2 | 160.00 | 3 |
| 1958 | 18.00 | 12 | 19.70 | 14 | 22.40 | 14 | 24.30 | 14 | 28.20 | 14 | 32.10 | 13 | 66.30 | 15 | 187.00 | 23 | 355.00 | 23 | 526.00 | 23 |
| 1959 | 32.00 | 16 | 32.30 | 17 | 33.10 | 16 | 36.10 | 16 | 39.90 | 15 | 47.10 | 16 | 66.70 | 16 | 91.80 | 15 | 116.00 | 14 | 505.00 | 22 |
| 1960 | 12.00 | 7 | 12.70 | 7 | 13.70 | 7 | 15.00 | 7 | 17.40 | 6 | 27.10 | 9 | 38.20 | 10 | 49.30 | 10 | 100.00 | 12 | 371.00 | 13 |
| 1961 | 15.00 | 10 | 15.00 | 10 | 16.40 | 10 | 19.10 | 10 | 23.10 | 13 | 27.50 | 11 | 30.30 | 8 | 33.00 | 6 | 33.50 | 5 | 273.00 | 9 |
| 1962 | 32.00 | 17 | 32.00 | 16 | 35.60 | 18 | 45.20 | 21 | 53.50 | 21 | 132.00 | 23 | 126.00 | 22 | 149.00 | 21 | 192.00 | 19 | 492.00 | 20 |
| 1963 | 19.00 | 13 | 19.00 | 12 | 19.00 | 11 | 19.40 | 11 | 20.80 | 9 | 27.00 | 8 | 32.30 | 9 | 40.60 | 9 | 48.10 | 6 | 234.00 | 6 |
| 1964 | 8.90 | 3 | 8.97 | 3 | 9.33 | 4 | 10.40 | 4 | 11.70 | 3 | 15.60 | 3 | 16.30 | 3 | 16.40 | 2 | 23.90 | 3 | 83.50 | 1 |
| 1965 | 6.30 | 1 | 6.93 | 1 | 8.00 | 1 | 8.69 | 2 | 10.80 | 2 | 10.90 | 1 | 11.40 | 1 | 12.20 | 1 | 22.00 | 1 | 190.00 | 4 |
| 1966 | 32.00 | 18 | 33.00 | 18 | 35.30 | 17 | 39.90 | 18 | 48.20 | 18 | 54.40 | 18 | 69.70 | 17 | 99.00 | 16 | 129.00 | 15 | 328.00 | 11 |
| 1967 | 9.00 | 4 | 9.00 | 4 | 9.73 | 3 | 10.10 | 3 | 13.00 | 4 | 16.30 | 5 | 17.90 | 5 | 20.30 | 5 | 63.50 | 8 | 373.00 | 14 |
| 1968 | 18.00 | 11 | 18.30 | 11 | 20.30 | 12 | 20.90 | 13 | 21.70 | 10 | 27.40 | 10 | 30.20 | 7 | 38.70 | 8 | 103.00 | 13 | 505.00 | 21 |
| 1969 | 42.00 | 23 | 42.70 | 23 | 44.90 | 23 | 47.30 | 22 | 52.60 | 20 | 53.30 | 17 | 64.30 | 14 | 101.00 | 17 | 164.00 | 17 | 400.00 | 15 |
| 1970 | 36.00 | 21 | 36.30 | 21 | 36.70 | 20 | 38.80 | 17 | 40.70 | 16 | 44.90 | 15 | 96.80 | 20 | 146.00 | 20 | 171.00 | 18 | 331.00 | 12 |
| 1971 | 26.00 | 15 | 27.30 | 15 | 29.90 | 15 | 32.30 | 15 | 41.30 | 17 | 62.80 | 20 | 74.40 | 18 | 143.00 | 18 | 220.00 | 21 | 461.00 | 18 |
| 1972 | 40.00 | 22 | 41.30 | 22 | 42.90 | 22 | 49.10 | 23 | 59.30 | 22 | 77.70 | 21 | 97.60 | 21 | 90.70 | 14 | 143.00 | 16 | 266.00 | 8 |
| 1973 | 60.00 | 24 | 63.00 | 24 | 70.30 | 24 | 85.00 | 24 | 137.00 | 24 | 199.00 | 24 | 244.00 | 24 | 250.00 | 24 | 437.00 | 24 | 671.00 | 24 |

HIGHEST MEAN DISCHARGE, IN CFS, AND RANKING, FOR THE FOLLOWING NUMBER OF CONSECUTIVE DAYS IN YEAR ENDING SEPTEMBER 30

| YEAR | 1 | | 3 | | 7 | | 15 | | 30 | | 60 | | 90 | | 120 | | 183 | | ANNUAL | |
|---|---|---|---|---|---|---|---|---|---|---|---|---|---|---|---|---|---|---|---|---|
| 1950 | 3130.0 | 5 | 2930.0 | 5 | 2560.0 | 5 | 2190.0 | 3 | 1690.0 | 3 | 1490.0 | 1 | 1340.0 | 1 | 1350.0 | 1 | 1060.0 | 1 | 621.0 | 2 |
| 1951 | 2950.0 | 8 | 2850.0 | 6 | 2400.0 | 6 | 1500.0 | 15 | 1020.0 | 17 | 991.0 | 10 | 842.0 | 10 | 725.0 | 12 | 634.0 | 9 | 412.0 | 9 |
| 1952 | 2080.0 | 17 | 1970.0 | 17 | 1620.0 | 18 | 1070.0 | 21 | 841.0 | 21 | 709.0 | 21 | 656.0 | 17 | 616.0 | 14 | 606.0 | 12 | 416.0 | 8 |
| 1953 | 1550.0 | 22 | 1510.0 | 22 | 1430.0 | 21 | 1130.0 | 19 | 996.0 | 19 | 713.0 | 18 | 561.0 | 19 | 501.0 | 20 | 420.0 | 19 | 233.0 | 20 |
| 1954 | 970.0 | 24 | 943.0 | 24 | 756.0 | 23 | 559.0 | 23 | 502.0 | 23 | 366.0 | 23 | 356.0 | 23 | 313.0 | 23 | 248.0 | 23 | 138.0 | 23 |
| 1955 | 1900.0 | 19 | 1810.0 | 19 | 1640.0 | 17 | 1170.0 | 18 | 948.0 | 20 | 712.0 | 19 | 622.0 | 18 | 597.0 | 16 | 510.0 | 17 | 293.0 | 16 |
| 1956 | 2830.0 | 11 | 2560.0 | 12 | 2210.0 | 13 | 1560.0 | 11 | 1050.0 | 15 | 711.0 | 20 | 546.0 | 20 | 554.0 | 19 | 398.0 | 21 | 233.0 | 21 |
| 1957 | 2870.0 | 9 | 2690.0 | 10 | 2320.0 | 10 | 2020.0 | 6 | 1580.0 | 5 | 1060.0 | 8 | 911.0 | 9 | 898.0 | 5 | 623.0 | 11 | 329.0 | 15 |
| 1958 | 5930.0 | 1 | 5780.0 | 1 | 5250.0 | 1 | 3870.0 | 1 | 2360.0 | 1 | 1450.0 | 2 | 1020.0 | 5 | 809.0 | 8 | 639.0 | 8 | 506.0 | 4 |
| 1959 | 3380.0 | 4 | 3320.0 | 4 | 3140.0 | 4 | 2090.0 | 5 | 1460.0 | 7 | 1200.0 | 6 | 1130.0 | 2 | 923.0 | 4 | 652.0 | 6 | 360.0 | 13 |
| 1960 | 2510.0 | 14 | 2480.0 | 14 | 2190.0 | 14 | 1530.0 | 13 | 1370.0 | 9 | 861.0 | 12 | 812.0 | 11 | 733.0 | 11 | 642.0 | 7 | 420.0 | 6 |
| 1961 | 2150.0 | 16 | 2140.0 | 16 | 1930.0 | 16 | 1500.0 | 14 | 1200.0 | 13 | 856.0 | 13 | 728.0 | 14 | 601.0 | 15 | 453.0 | 18 | 259.0 | 19 |
| 1962 | 2670.0 | 12 | 2620.0 | 11 | 2230.0 | 12 | 1810.0 | 7 | 1450.0 | 8 | 1050.0 | 9 | 920.0 | 8 | 797.0 | 9 | 710.0 | 5 | 448.0 | 5 |
| 1963 | 3000.0 | 7 | 2770.0 | 8 | 2330.0 | 7 | 1540.0 | 12 | 1020.0 | 18 | 634.0 | 22 | 474.0 | 22 | 372.0 | 22 | 278.0 | 22 | 162.0 | 22 |
| 1964 | 1300.0 | 23 | 1110.0 | 23 | 700.0 | 24 | 522.0 | 24 | 371.0 | 24 | 286.0 | 24 | 217.0 | 24 | 186.0 | 24 | 140.0 | 24 | 77.6 | 24 |
| 1965 | 1660.0 | 21 | 1570.0 | 21 | 1350.0 | 22 | 1100.0 | 20 | 1030.0 | 16 | 819.0 | 15 | 731.0 | 13 | 668.0 | 13 | 516.0 | 16 | 287.0 | 18 |
| 1966 | 2640.0 | 13 | 2530.0 | 13 | 2250.0 | 11 | 1720.0 | 8 | 1210.0 | 12 | 799.0 | 16 | 681.0 | 15 | 562.0 | 18 | 559.0 | 15 | 329.0 | 14 |
| 1967 | 2320.0 | 15 | 2260.0 | 15 | 1950.0 | 15 | 1370.0 | 16 | 1260.0 | 10 | 1100.0 | 7 | 983.0 | 7 | 852.0 | 6 | 723.0 | 4 | 416.0 | 7 |
| 1968 | 4880.0 | 2 | 4680.0 | 2 | 4080.0 | 2 | 2980.0 | 2 | 1700.0 | 2 | 1420.0 | 3 | 1080.0 | 3 | 1030.0 | 2 | 837.0 | 3 | 525.0 | 3 |
| 1969 | 3030.0 | 6 | 2840.0 | 7 | 2320.0 | 8 | 1630.0 | 9 | 1260.0 | 11 | 948.0 | 11 | 811.0 | 12 | 793.0 | 10 | 630.0 | 10 | 381.0 | 12 |
| 1970 | 4210.0 | 3 | 4050.0 | 3 | 3410.0 | 3 | 2170.0 | 4 | 1620.0 | 4 | 1320.0 | 4 | 1010.0 | 6 | 821.0 | 7 | 601.0 | 13 | 405.0 | 11 |
| 1971 | 1970.0 | 18 | 1860.0 | 18 | 1460.0 | 20 | 851.0 | 22 | 808.0 | 22 | 718.0 | 17 | 545.0 | 21 | 456.0 | 21 | 399.0 | 20 | 292.0 | 17 |
| 1972 | 1860.0 | 20 | 1730.0 | 20 | 1490.0 | 19 | 1250.0 | 17 | 1070.0 | 14 | 836.0 | 14 | 678.0 | 16 | 577.0 | 17 | 564.0 | 14 | 408.0 | 10 |
| 1973 | 2830.0 | 10 | 2760.0 | 9 | 2320.0 | 9 | 1620.0 | 10 | 1570.0 | 6 | 1280.0 | 5 | 1020.0 | 4 | 1030.0 | 3 | 986.0 | 2 | 683.0 | 1 |

STATISTICS ON NORMAL MONTHLY MEANS(ALL DAYS)

| OCT | NOV | DEC | JAN | FEB | MARCH | APRIL | MAY | JUNE | JULY | AUG | SEPT |
|---|---|---|---|---|---|---|---|---|---|---|---|

BY ROWS(MEAN,VARIANCE,STANDARD DEVIATION, SKEWNESS, COEFF. OF VARIATION,PERCENTAGE OF AVERAGE FLOW)

| | | | | | | | | | | | |
|---|---|---|---|---|---|---|---|---|---|---|---|
| 0.1362E+03 | 0.2148E+03 | 0.3479E+03 | 0.3597E+03 | 0.5089E+03 | 0.5878E+03 | 0.8068E+03 | 0.4978E+03 | 0.4107E+03 | 0.2401E+03 | 0.9097E+02 | 0.9025E+02 |
| 0.2854E+05 | 0.6134E+05 | 0.1209E+06 | 0.1429E+06 | 0.1711E+06 | 0.8756E+05 | 0.1799E+06 | 0.8809E+05 | 0.2029E+06 | 0.5708E+05 | 0.7553E+04 | 0.1700E+05 |
| 0.1689E+03 | 0.2477E+03 | 0.3478E+03 | 0.3780E+03 | 0.4137E+03 | 0.2959E+03 | 0.4241E+03 | 0.2968E+03 | 0.4505E+03 | 0.2389E+03 | 0.8691E+02 | 0.1304E+03 |
| 0.2943E+01 | 0.1809E+01 | 0.1133E+01 | 0.1635E+01 | 0.9298E+00 | 0.6665E+00 | 0.3274E+00 | 0.9847E+00 | 0.3515E+01 | 0.1936E+01 | 0.1839E+01 | 0.2764E+01 |
| 0.1241E+01 | 0.1153E+01 | 0.5997E+00 | 0.9459E+00 | 0.8129E+00 | 0.5034E+00 | 0.5257E+00 | 0.5962E+00 | 0.1097E+01 | 0.9949E+00 | 0.9554E+00 | 0.1445E+01 |
| 0.3143E+01 | 0.4959E+01 | 0.8631E+01 | 0.9226E+01 | 0.1175E+02 | 0.1357E+02 | 0.1862E+02 | 0.1149E+02 | 0.9480E+01 | 0.5544E+01 | 0.2100E+01 | 0.2083E+01 |

STATISTICS ON NORMAL ANNUAL MEANS(ALL DAYS)

| MEAN | VARIANCE | STANDARD DEVIATION | SKEWNESS | COEFF. OF VARIATION | SERIAL CORR |
|---|---|---|---|---|---|
| 0.3597E+03 | 0.2055E+05 | 0.1434E+03 | 0.2214E+00 | 0.3985E+00 | 0.3242E+00 |

STATISTICS ON LOG MONTHLY MEANS(ALL DAYS)

| OCT | NOV | DEC | JAN | FEB | MARCH | APRIL | MAY | JUNE | JULY | AUG | SEPT |
|---|---|---|---|---|---|---|---|---|---|---|---|

BY ROWS(MEAN,VARIANCE,STANDARD DEVIATION, SKEWNESS, COEFF. OF VARIATION,PERCENTAGE OF AVERAGE FLOW)

| | | | | | | | | | | | |
|---|---|---|---|---|---|---|---|---|---|---|---|
| 0.1867E+01 | 0.2053E+01 | 0.2250E+01 | 0.2371E+01 | 0.2525E+01 | 0.2704E+01 | 0.2838E+01 | 0.2619E+01 | 0.2469E+01 | 0.2214E+01 | 0.1806E+01 | 0.1679E+01 |
| 0.2693E+00 | 0.2807E+00 | 0.3413E+00 | 0.2637E+00 | 0.2130E+00 | 0.7184E-01 | 0.7027E-01 | 0.7645E-01 | 0.1175E+00 | 0.1446E+00 | 0.1328E+00 | 0.2122E+00 |
| 0.5185E+00 | 0.5298E+00 | 0.5842E+00 | 0.5135E+00 | 0.4615E+00 | 0.2680E+00 | 0.2651E+00 | 0.2765E+00 | 0.3427E+00 | 0.3803E+00 | 0.3644E+00 | 0.4606E+00 |
| -0.9251E-01 | -0.1623E-01 | -0.3500E+00 | -0.4268E+00 | -0.7363E+00 | -0.1203E+01 | -0.4847E+00 | -0.3668E+00 | 0.3882E+00 | 0.3606E+00 | 0.3384E+00 | 0.8642E+00 |
| 0.2780E+00 | 0.2580E+00 | 0.2596E+00 | 0.2166E+00 | 0.1828E+00 | 0.9911E-01 | 0.9342E-01 | 0.1056E+00 | 0.1388E+00 | 0.1718E+00 | 0.2018E+00 | 0.2744E+00 |
| 0.6815E+01 | 0.7495E+01 | 0.8215E+01 | 0.8653E+01 | 0.9215E+01 | 0.9871E+01 | 0.1036E+02 | 0.9562E+01 | 0.9013E+01 | 0.8083E+01 | 0.6591E+01 | 0.6128E+01 |

STATISTICS ON LOG ANNUAL MEANS(ALL DAYS)

| MEAN | VARIANCE | STANDARD DEVIATION | SKEWNESS | COEFF. OF VARIATION | SERIAL CORR |
|---|---|---|---|---|---|
| 0.2514E+01 | 0.4470E-01 | 0.2114E+00 | -0.1269E+01 | 0.8409E-01 | 0.3565E+00 |

ANNUAL PEAKS

| | | | |
|---|---|---|---|
| 1949 | 2190 | 1962 | 2700 |
| 1950 | 3250 | 1963 | 3100 |
| 1951 | 2950 | 1964 | 1310 |
| 1952 | 2120 | 1965 | 1670 |
| 1953 | 1580 | 1966 | 2640 |
| 1954 | 990 | 1967 | 2360 |
| 1955 | 1970 | 1968 | 4900 |
| 1956 | 2880 | 1969 | 3060 |
| 1957 | 3210 | 1970 | 4240 |
| 1958 | 5930 | 1971 | 2090 |
| 1959 | 3440 | 1972 | 1890 |
| 1960 | 2590 | 1973 | 2840 |
| 1961 | 2180 | | |

05536190 Hart ditch at Munster, Ind.

LOCATION.--Lat 41°33'40", long 87°28'50", in SE¼NW¼ sec.20, T.36 N., R.9 W., Lake County, on left bank at city limits of Munster, 0.2 mile (0.3 km) downstream from Ridge Road, and 0.4 mile (0.6 km) upstream from mouth.

DRAINAGE AREA.--70.7 mi² (183.1 km²).

DURATION TABLE OF DAILY DISCHARGE FOR YEAR ENDING SEPTEMBER

| CLASS | 0 | 1 | 2 | 3 | 4 | 5 | 6 | 7 | 8 | 9 | 10 | 11 | 12 | 13 | 14 | 15 | 16 | 17 | 18 | 19 | 20 | 21 | 22 | 23 | 24 | 25 | 26 | 27 | 28 | 29 | 30 | 31 | 32 | 33 | 34 | |
|---|---|---|---|---|---|---|---|---|---|---|---|---|---|---|---|---|---|---|---|---|---|---|---|---|---|---|---|---|---|---|---|---|---|---|---|---|
| YEAR | NUMBER OF DAYS IN CLASS | | | | | | | | | | | | | | | | | | | | | | | | | | | | | | | | | | | CFS-DAYS |
| 1943 | | | | | | | | | 28 | 13 | 23 | 31 | 29 | 20 | 39 | 22 | 22 | 20 | 19 | 13 | 18 | 9 | 6 | 8 | 11 | 8 | 9 | 3 | 5 | 2 | 2 | 1 | 2 | 2 | | 40720.9 |
| 1944 | | | | | 3 | 11 | 45 | 34 | 39 | 23 | 31 | 35 | 19 | 7 | 12 | 9 | 11 | 18 | 9 | 11 | 15 | 8 | 6 | 4 | 2 | 2 | 2 | 4 | 2 | 1 | 1 | | | 2 | | 22380.4 |
| 1945 | | | | | 9 | 39 | 98 | 32 | 20 | 7 | 10 | 6 | 10 | 14 | 16 | 21 | 23 | 15 | 6 | 2 | 9 | 6 | 4 | 3 | 4 | 2 | 2 | 3 | 1 | 2 | 1 | | | | | 16494.0 |
| 1946 | | | | 2 | 8 | 16 | 19 | 17 | 19 | 26 | 33 | 44 | 32 | 17 | 24 | 14 | 17 | 11 | 15 | 9 | 11 | 9 | 5 | 4 | 2 | 1 | 5 | 4 | 1 | | | | | | | 17402.1 |
| 1947 | | | | 3 | 9 | 12 | 20 | 26 | 26 | 15 | 31 | 41 | 28 | 18 | 14 | 19 | 10 | 10 | 9 | 10 | 11 | 12 | 9 | 5 | 10 | 3 | 4 | 2 | 3 | 1 | 1 | 1 | 1 | 1 | | 26868.0 |
| 1948 | | | | | 2 | 30 | 40 | 49 | 27 | 9 | 31 | 25 | 25 | 13 | 12 | 21 | 14 | 11 | 10 | 7 | 9 | 5 | 3 | 6 | 3 | 5 | 1 | 2 | | 1 | 2 | 2 | 1 | | | 20538.1 |
| 1949 | | | | | | 11 | 48 | 65 | 40 | 6 | 29 | 22 | 16 | 13 | 27 | 11 | 17 | 10 | 14 | 9 | 7 | 6 | 3 | 3 | 2 | 1 | 1 | 3 | 1 | | | | | | | 13331.5 |
| 1950 | | | | | 8 | 18 | 28 | 50 | 16 | 11 | 21 | 12 | 15 | 7 | 20 | 12 | 11 | 27 | 19 | 12 | 20 | 8 | 10 | 3 | 9 | 9 | 1 | 2 | 7 | 3 | 3 | 3 | | | | 33588.4 |
| 1951 | | | | | | 7 | 32 | 27 | 29 | 30 | 33 | 28 | 14 | 14 | 22 | 24 | 18 | 14 | 13 | 13 | 11 | 4 | 11 | 2 | 5 | 5 | 2 | 4 | 1 | | 1 | 1 | | | | 20785.6 |
| 1952 | | | | | | 13 | 32 | 22 | 18 | 12 | 14 | 25 | 18 | 22 | 23 | 28 | 30 | 22 | 22 | 14 | 13 | 6 | 11 | 4 | 4 | 3 | 3 | 2 | 3 | 1 | 1 | | | | | 22643.0 |
| 1953 | | | | | 1 | 47 | 50 | 36 | 17 | 25 | 28 | 32 | 15 | 17 | 12 | 17 | 12 | 12 | 11 | 12 | 7 | 2 | 3 | 1 | 1 | 1 | 3 | 1 | 1 | 1 | | | | | | 12524.5 |
| 1954 | | | | | 14 | 62 | 42 | 41 | 32 | 10 | 18 | 14 | 11 | 11 | 25 | 17 | 12 | 13 | 9 | 8 | 8 | 4 | 3 | 2 | 1 | 1 | 2 | 2 | 1 | 2 | | | | | | 13468.0 |
| 1955 | | | | 2 | 5 | 3 | 21 | 22 | 21 | 12 | 31 | 33 | 23 | 28 | 30 | 26 | 25 | 17 | 12 | 10 | 11 | 7 | 9 | 2 | 2 | 3 | 2 | 3 | | 2 | | 1 | | 1 | 1 | 23728.8 |
| 1956 | | | | 1 | 15 | 27 | 31 | 46 | 28 | 35 | 30 | 32 | 25 | 23 | 12 | 14 | 5 | 6 | 2 | 6 | 8 | 2 | 4 | 2 | | 2 | 3 | 1 | 2 | 1 | 1 | 2 | | | | 15358.5 |
| 1957 | | | | | 4 | 62 | 75 | 26 | 15 | 10 | 8 | 25 | 34 | 15 | 17 | 10 | 10 | 11 | 8 | 6 | 5 | 6 | 5 | 2 | 2 | 2 | 2 | 1 | 2 | | | | 2 | | | 15255.8 |
| 1958 | | | | | | 1 | 14 | 26 | 23 | 23 | 20 | 55 | 49 | 26 | 31 | 24 | 8 | 11 | 11 | 12 | 6 | 4 | 5 | 3 | 3 | 3 | 2 | 3 | | 2 | | | | | | 16496.3 |
| 1959 | | | | | | 4 | 28 | 63 | 50 | 23 | 20 | 16 | 10 | 15 | 13 | 13 | 16 | 8 | 9 | 6 | 14 | 12 | 9 | 8 | 7 | 7 | 3 | 7 | | 1 | | 2 | | 1 | | 26940.5 |
| 1960 | | | | | | 13 | 15 | 14 | 14 | 10 | 10 | 14 | 16 | 30 | 35 | 45 | 43 | 21 | 17 | 14 | 14 | 6 | 3 | 8 | 3 | 3 | 8 | 4 | 5 | 1 | | | | | | 25988.4 |
| 1961 | | | | | 9 | 4 | 15 | 45 | 69 | 27 | 11 | 17 | 28 | 24 | 16 | 14 | 14 | 12 | 8 | 10 | 9 | 10 | 5 | 2 | 4 | 1 | 3 | 2 | 1 | 1 | 3 | 1 | | | | 15757.6 |
| 1962 | | | | | | 6 | 15 | 34 | 12 | 13 | 11 | 23 | 18 | 26 | 37 | 34 | 29 | 29 | 24 | 11 | 14 | 6 | 6 | 3 | 6 | 2 | 1 | 4 | 1 | | | | | | | 19675.3 |
| 1963 | | | | | | 46 | 75 | 72 | 30 | 8 | 20 | 22 | 11 | 17 | 14 | 10 | 10 | 8 | 5 | 5 | 3 | 2 | 2 | | 2 | 1 | 1 | 1 | | | | | | | | 7957.9 |
| 1964 | | 21 | 11 | 33 | 17 | 32 | 40 | 31 | 32 | 16 | 27 | 16 | 8 | 15 | 16 | 15 | 8 | 8 | 7 | 2 | 2 | 3 | 1 | 3 | 1 | | 1 | | | | | | | | | 7028.6 |
| 1965 | | 1 | 3 | 15 | 13 | 46 | 40 | 26 | 16 | 16 | 13 | 16 | 9 | 19 | 13 | 11 | 11 | 14 | 10 | 12 | 12 | 11 | 5 | 7 | 7 | 5 | 3 | 4 | 3 | 1 | 3 | | | | | 24142.8 |
| 1966 | | | | 3 | 3 | 23 | 27 | 19 | 22 | 10 | 23 | 31 | 27 | 29 | 24 | 17 | 19 | 15 | 11 | 7 | 9 | 7 | 4 | 6 | 4 | 7 | 7 | 3 | 2 | 2 | 1 | 1 | | 2 | | 28066.6 |
| 1967 | | | | 5 | 8 | 37 | 40 | 12 | 22 | 18 | 24 | 33 | 16 | 12 | 18 | 8 | 16 | 13 | 16 | 8 | 11 | 9 | 8 | 7 | 3 | 7 | 3 | 4 | 6 | | 1 | | | | | 23091.0 |
| 1968 | | | | | | 1 | 23 | 21 | 17 | 14 | 25 | 35 | 23 | 33 | 36 | 15 | 29 | 19 | 16 | 9 | 13 | 3 | 3 | 4 | 6 | 5 | 5 | 4 | 2 | 2 | | 3 | | | | 25821.3 |
| 1969 | | | | | 2 | 5 | 23 | 39 | 15 | 9 | 11 | 15 | 28 | 39 | 30 | 15 | 28 | 12 | 18 | 6 | 15 | 9 | 12 | 7 | 12 | 7 | 4 | 2 | 2 | | | | | | | 23837.8 |
| 1970 | | | | | 3 | 6 | 18 | 26 | 28 | 15 | 20 | 38 | 24 | 25 | 35 | 18 | 25 | 10 | 12 | 7 | 13 | 8 | 10 | 6 | 5 | 2 | 2 | 5 | 1 | 2 | 1 | | | | | 21642.7 |
| 1971 | | | | | 3 | 4 | 11 | 35 | 26 | 20 | 33 | 38 | 22 | 18 | 29 | 20 | 38 | 14 | 14 | 10 | 6 | 7 | 4 | 1 | 4 | 2 | 4 | 2 | | | | | | | | 15759.9 |
| 1972 | | | 1 | 18 | 26 | 10 | 10 | 18 | 14 | 18 | 17 | 20 | 16 | 19 | 29 | 19 | 31 | 12 | 19 | 11 | 16 | 10 | 7 | 9 | 8 | 4 | 1 | 3 | | | | | | | | 19811.3 |
| 1973 | | | | | | | 28 | 16 | 19 | 10 | 6 | 3 | 6 | 17 | 23 | 18 | 24 | 26 | 27 | 31 | 35 | 19 | 20 | 5 | 11 | 6 | 5 | 2 | 1 | 2 | 3 | 1 | 1 | | | 37111.6 |

| CLASS | CFS | TOTAL | ACCUM | PERCT | CLASS | CFS | TOTAL | ACCUM | PERCT | CLASS | CFS | TOTAL | ACCUM | PERCT | CLASS | CFS | TOTAL | ACCUM | PERCT |
|---|---|---|---|---|---|---|---|---|---|---|---|---|---|---|---|---|---|---|---|
| 0 | 0.00 | 0 | 11323 | 100.0 | 9 | 9.20 | 478 | 7642 | 67.5 | 18 | 66.0 | 404 | 2180 | 19.3 | 27 | 470 | 86 | 231 | 2.0 |
| 1 | 1.50 | 22 | 11323 | 100.0 | 10 | 11.00 | 668 | 7164 | 63.3 | 19 | 82.0 | 302 | 1776 | 15.7 | 28 | 580 | 54 | 145 | 1.2 |
| 2 | 2.00 | 15 | 11301 | 99.8 | 11 | 14.00 | 808 | 6496 | 57.4 | 20 | 100.0 | 356 | 1474 | 13.0 | 29 | 720 | 33 | 91 | .8 |
| 3 | 2.50 | 91 | 11286 | 99.7 | 12 | 18.00 | 621 | 5688 | 50.2 | 21 | 130.0 | 215 | 1118 | 9.9 | 30 | 900 | 23 | 58 | .5 |
| 4 | 3.10 | 157 | 11195 | 98.9 | 13 | 22.00 | 595 | 5067 | 44.7 | 22 | 160.0 | 193 | 903 | 8.0 | 31 | 1100 | 18 | 35 | .3 |
| 5 | 3.80 | 607 | 11038 | 97.5 | 14 | 27.00 | 702 | 4472 | 39.5 | 23 | 200.0 | 132 | 710 | 6.3 | 32 | 1400 | 7 | 17 | .1 |
| 6 | 4.80 | 1033 | 10431 | 92.1 | 15 | 34.00 | 561 | 3770 | 33.3 | 24 | 240.0 | 141 | 578 | 5.1 | 33 | 1700 | 9 | 10 | |
| 7 | 5.90 | 1014 | 9398 | 83.0 | 16 | 42.00 | 584 | 3209 | 28.3 | 25 | 300.0 | 112 | 437 | 3.9 | 34 | 2200 | 1 | 1 | |
| 8 | 7.40 | 742 | 8384 | 74.0 | 17 | 53.00 | 445 | 2625 | 23.2 | 26 | 380.0 | 94 | 325 | 2.9 | | | | | |

LOWEST MEAN DISCHARGE, IN CFS, AND RANKING, FOR THE FOLLOWING NUMBER OF CONSECUTIVE DAYS IN YEAR ENDING MARCH 31

| YEAR | 1 | 3 | 7 | 14 | 30 | 60 | 90 | 120 | 183 | ANNUAL |
|---|---|---|---|---|---|---|---|---|---|---|
| 1944 | 4.80 28 | 5.30 27 | 5.70 27 | 6.30 28 | 8.10 27 | 9.70 24 | 11.40 24 | 14.50 19 | 18.10 17 | 90.50 28 |
| 1945 | 3.40 15 | 3.60 13 | 3.80 12 | 4.00 9 | 4.50 8 | 4.70 6 | 5.00 5 | 5.00 3 | 5.30 2 | 35.40 9 |
| 1946 | 4.10 22 | 4.10 20 | 4.40 19 | 5.00 18 | 6.10 20 | 7.00 18 | 8.70 17 | 17.40 22 | 21.10 20 | 70.50 21 |
| 1947 | 3.00 7 | 3.50 10 | 4.00 16 | 4.40 15 | 5.10 15 | 5.60 14 | 9.00 19 | 9.10 15 | 15.00 15 | 33.70 8 |
| 1948 | 3.00 8 | 3.00 4 | 3.30 5 | 4.10 10 | 5.20 16 | 7.20 19 | 10.40 22 | 11.20 18 | 19.70 18 | 84.40 26 |
| 1949 | 3.20 12 | 3.60 11 | 3.60 10 | 4.30 13 | 4.50 9 | 5.20 11 | 5.60 9 | 5.70 6 | 6.30 6 | 49.70 12 |
| 1950 | 4.50 23 | 4.70 25 | 5.20 24 | 5.50 21 | 6.00 19 | 6.90 17 | 7.00 14 | 7.20 12 | 10.80 14 | 67.10 19 |
| 1951 | 3.30 13 | 3.60 12 | 3.60 11 | 3.90 7 | 4.40 7 | 5.20 12 | 5.50 8 | 6.00 8 | 10.10 12 | 63.00 17 |
| 1952 | 7.30 30 | 7.30 30 | 7.30 30 | 7.40 29 | 8.00 26 | 10.90 25 | 15.00 26 | 17.60 23 | 27.90 22 | 70.20 20 |
| 1953 | 3.50 16 | 4.00 18 | 4.30 17 | 4.40 16 | 4.80 12 | 5.00 7 | 5.40 6 | 5.50 5 | 6.80 7 | 42.80 11 |
| 1954 | 3.10 9 | 3.30 8 | 3.40 9 | 3.90 8 | 4.20 5 | 4.40 4 | 4.60 2 | 4.90 2 | 5.40 3 | 27.40 3 |
| 1955 | 3.90 20 | 4.10 21 | 4.90 21 | 5.90 25 | 6.80 25 | 13.70 28 | 12.70 25 | 22.20 26 | 44.20 27 | 74.40 23 |
| 1956 | 2.80 5 | 3.00 5 | 3.30 6 | 4.10 11 | 4.90 13 | 7.40 20 | 8.80 18 | 9.60 16 | 9.60 10 | 29.00 4 |
| 1957 | 3.30 14 | 3.30 9 | 3.30 7 | 3.60 5 | 3.70 4 | 4.40 5 | 4.50 1 | 4.60 1 | 4.90 1 | 31.50 5 |
| 1958 | 4.50 24 | 4.90 26 | 5.20 25 | 5.50 22 | 5.70 18 | 6.10 15 | 10.30 21 | 17.70 24 | 29.80 23 | 59.80 16 |
| 1959 | 5.10 29 | 5.60 29 | 5.70 28 | 6.10 26 | 6.60 24 | 7.60 22 | 7.90 15 | 7.90 13 | 16.50 16 | 52.60 14 |
| 1960 | 4.50 25 | 4.50 23 | 5.00 22 | 5.20 19 | 6.30 22 | 12.10 26 | 23.10 28 | 23.60 28 | 37.20 24 | 90.60 29 |
| 1961 | 3.00 6 | 3.00 6 | 3.00 4 | 3.20 4 | 5.10 14 | 5.40 13 | 6.00 12 | 6.00 9 | 6.20 5 | 32.60 7 |
| 1962 | 4.50 26 | 4.70 24 | 5.00 23 | 6.20 27 | 8.90 28 | 20.70 29 | 27.90 30 | 28.70 29 | 52.70 30 | 77.60 25 |
| 1963 | 3.90 21 | 4.10 22 | 4.30 18 | 4.40 17 | 4.70 10 | 5.00 8 | 5.40 7 | 5.90 7 | 6.10 4 | 19.30 2 |
| 1964 | 1.60 1 | 1.60 1 | 1.70 1 | 1.80 1 | 2.50 1 | 4.10 2 | 4.80 4 | 5.20 4 | 7.10 8 | 19.20 1 |
| 1965 | 1.60 2 | 1.60 2 | 1.70 2 | 2.30 2 | 3.60 3 | 4.20 3 | 5.70 10 | 8.00 14 | 7.70 9 | 38.60 10 |
| 1966 | 3.50 17 | 3.70 14 | 3.90 13 | 4.30 14 | 5.50 17 | 6.70 16 | 7.90 16 | 15.40 20 | 50.90 29 | 86.20 27 |
| 1967 | 2.50 4 | 3.00 7 | 3.40 8 | 3.70 6 | 4.30 6 | 5.00 9 | 5.90 11 | 7.20 10 | 10.60 13 | 65.40 18 |
| 1968 | 3.60 18 | 4.00 19 | 4.00 14 | 4.20 12 | 4.80 11 | 5.20 10 | 6.50 13 | 10.00 17 | 25.60 21 | 72.10 22 |
| 1969 | 3.10 10 | 3.80 15 | 5.40 26 | 5.50 20 | 6.20 21 | 7.60 23 | 9.90 20 | 18.40 25 | 40.20 26 | 58.80 15 |
| 1970 | 3.60 19 | 3.80 16 | 4.00 15 | 5.70 24 | 6.50 23 | 7.50 21 | 11.10 23 | 15.50 21 | 19.90 19 | 52.50 13 |
| 1971 | 3.10 11 | 4.00 17 | 4.70 20 | 5.60 23 | 9.70 29 | 12.10 27 | 15.30 27 | 22.40 27 | 39.50 25 | 76.30 24 |
| 1972 | 2.10 3 | 2.40 3 | 2.60 3 | 2.70 3 | 3.20 2 | 3.80 1 | 4.70 3 | 7.20 11 | 10.00 11 | 32.40 6 |
| 1973 | 4.80 27 | 5.50 28 | 6.70 29 | 8.10 30 | 14.80 30 | 23.90 30 | 26.50 29 | 35.30 30 | 49.30 28 | 95.40 30 |

HIGHEST MEAN DISCHARGE, IN CFS, AND RANKING, FOR THE FOLLOWING NUMBER OF CONSECUTIVE DAYS IN YEAR ENDING SEPTEMBER 30

| YEAR | 1 | | 3 | | 7 | | 15 | | 30 | | 60 | | 90 | | 120 | | 183 | | ANNUAL | |
|---|---|---|---|---|---|---|---|---|---|---|---|---|---|---|---|---|---|---|---|---|
| 1943 | 1930.0 | 5 | 1130.0 | 9 | 659.0 | 8 | 633.0 | 1 | 424.0 | 1 | 253.0 | 4 | 237.0 | 1 | 216.0 | 1 | 183.0 | 1 | 112.0 | 1 |
| 1944 | 2130.0 | 3 | 1580.0 | 2 | 862.0 | 3 | 491.0 | 4 | 368.0 | 3 | 262.0 | 3 | 200.0 | 4 | 163.0 | 6 | 111.0 | 8 | 61.1 | 14 |
| 1945 | 1060.0 | 14 | 713.0 | 17 | 472.0 | 15 | 440.0 | 7 | 271.0 | 9 | 179.0 | 11 | 139.0 | 14 | 116.0 | 15 | 80.7 | 19 | 45.2 | 22 |
| 1946 | 705.0 | 24 | 542.0 | 25 | 425.0 | 20 | 249.0 | 23 | 155.0 | 26 | 96.3 | 28 | 110.0 | 21 | 88.8 | 23 | 76.4 | 22 | 47.7 | 20 |
| 1947 | 1840.0 | 6 | 1310.0 | 5 | 785.0 | 4 | 462.0 | 5 | 374.0 | 2 | 266.0 | 2 | 227.0 | 2 | 177.0 | 4 | 134.0 | 6 | 73.6 | 6 |
| 1948 | 1660.0 | 7 | 1250.0 | 6 | 727.0 | 5 | 411.0 | 8 | 234.0 | 13 | 192.0 | 9 | 175.0 | 7 | 139.0 | 8 | 102.0 | 11 | 56.1 | 17 |
| 1949 | 700.0 | 25 | 463.0 | 28 | 294.0 | 28 | 195.0 | 28 | 134.0 | 29 | 120.0 | 22 | 104.0 | 24 | 85.5 | 25 | 63.0 | 27 | 36.5 | 28 |
| 1950 | 1260.0 | 11 | 873.0 | 11 | 538.0 | 11 | 342.0 | 13 | 279.0 | 8 | 268.0 | 1 | 217.0 | 3 | 205.0 | 2 | 172.0 | 2 | 92.0 | 3 |
| 1951 | 1350.0 | 10 | 866.0 | 13 | 460.0 | 18 | 264.0 | 20 | 178.0 | 20 | 149.0 | 15 | 149.0 | 11 | 123.0 | 13 | 97.1 | 12 | 56.9 | 16 |
| 1952 | 937.0 | 17 | 598.0 | 22 | 359.0 | 26 | 225.0 | 26 | 151.0 | 27 | 112.0 | 27 | 106.0 | 23 | 102.0 | 20 | 94.0 | 15 | 61.9 | 13 |
| 1953 | 872.0 | 20 | 590.0 | 23 | 406.0 | 21 | 242.0 | 24 | 176.0 | 21 | 118.0 | 23 | 90.0 | 26 | 84.5 | 26 | 61.5 | 28 | 34.3 | 29 |
| 1954 | 810.0 | 22 | 622.0 | 21 | 386.0 | 24 | 227.0 | 25 | 161.0 | 24 | 132.0 | 21 | 100.0 | 25 | 86.6 | 24 | 65.7 | 26 | 36.9 | 27 |
| 1955 | 2570.0 | 1 | 1890.0 | 1 | 1080.0 | 1 | 557.0 | 2 | 295.0 | 6 | 162.0 | 13 | 148.0 | 12 | 120.0 | 14 | 103.0 | 10 | 65.0 | 11 |
| 1956 | 1230.0 | 12 | 873.0 | 12 | 521.0 | 12 | 453.0 | 6 | 268.0 | 10 | 149.0 | 16 | 138.0 | 15 | 110.0 | 18 | 75.3 | 23 | 42.0 | 25 |
| 1957 | 1540.0 | 8 | 1170.0 | 7 | 589.0 | 9 | 300.0 | 16 | 180.0 | 19 | 115.0 | 25 | 127.0 | 17 | 109.0 | 19 | 77.5 | 21 | 41.8 | 26 |
| 1958 | 785.0 | 23 | 633.0 | 19 | 461.0 | 16 | 256.0 | 22 | 144.0 | 28 | 79.7 | 29 | 74.9 | 29 | 68.8 | 29 | 59.5 | 29 | 45.2 | 21 |
| 1959 | 2160.0 | 2 | 1350.0 | 4 | 705.0 | 6 | 389.0 | 9 | 333.0 | 4 | 212.0 | 6 | 190.0 | 5 | 193.0 | 3 | 138.0 | 4 | 73.8 | 5 |
| 1960 | 820.0 | 21 | 622.0 | 20 | 461.0 | 17 | 258.0 | 21 | 199.0 | 16 | 138.0 | 19 | 131.0 | 16 | 127.0 | 12 | 107.0 | 9 | 71.0 | 7 |
| 1961 | 925.0 | 18 | 741.0 | 16 | 492.0 | 14 | 293.0 | 18 | 172.0 | 23 | 113.0 | 26 | 86.4 | 27 | 72.6 | 27 | 69.6 | 25 | 43.2 | 23 |
| 1962 | 645.0 | 27 | 491.0 | 26 | 388.0 | 23 | 339.0 | 14 | 215.0 | 15 | 145.0 | 17 | 118.0 | 19 | 98.8 | 21 | 86.4 | 18 | 53.9 | 19 |
| 1963 | 510.0 | 30 | 416.0 | 29 | 253.0 | 30 | 137.0 | 30 | 77.3 | 31 | 46.7 | 31 | 43.7 | 31 | 36.6 | 31 | 37.2 | 30 | 21.8 | 30 |
| 1964 | 395.0 | 31 | 302.0 | 31 | 174.0 | 31 | 126.0 | 31 | 99.1 | 30 | 64.1 | 30 | 50.5 | 30 | 41.7 | 30 | 31.3 | 31 | 19.2 | 31 |
| 1965 | 1060.0 | 15 | 779.0 | 15 | 430.0 | 19 | 369.0 | 11 | 227.0 | 14 | 185.0 | 10 | 145.0 | 13 | 132.0 | 11 | 91.9 | 17 | 66.1 | 9 |
| 1966 | 2030.0 | 4 | 1520.0 | 3 | 878.0 | 2 | 500.0 | 3 | 310.0 | 5 | 176.0 | 12 | 156.0 | 10 | 135.0 | 9 | 135.0 | 5 | 76.9 | 4 |
| 1967 | 900.0 | 19 | 666.0 | 18 | 403.0 | 22 | 337.0 | 15 | 287.0 | 7 | 231.0 | 5 | 180.0 | 6 | 142.0 | 7 | 111.0 | 7 | 63.3 | 12 |
| 1968 | 1200.0 | 13 | 1000.0 | 10 | 580.0 | 10 | 351.0 | 12 | 190.0 | 17 | 154.0 | 14 | 119.0 | 18 | 115.0 | 16 | 92.2 | 16 | 70.6 | 8 |
| 1969 | 690.0 | 26 | 574.0 | 24 | 341.0 | 27 | 290.0 | 19 | 176.0 | 22 | 133.0 | 20 | 114.0 | 20 | 113.0 | 17 | 96.4 | 14 | 65.3 | 10 |
| 1970 | 1000.0 | 16 | 833.0 | 14 | 515.0 | 13 | 294.0 | 17 | 241.0 | 12 | 208.0 | 7 | 160.0 | 9 | 134.0 | 10 | 97.0 | 13 | 59.3 | 15 |
| 1971 | 542.0 | 29 | 410.0 | 30 | 291.0 | 29 | 188.0 | 29 | 156.0 | 25 | 116.0 | 24 | 84.0 | 28 | 72.2 | 28 | 69.8 | 24 | 43.2 | 24 |
| 1972 | 550.0 | 28 | 483.0 | 27 | 363.0 | 25 | 213.0 | 27 | 181.0 | 18 | 142.0 | 18 | 108.0 | 22 | 90.6 | 22 | 77.7 | 20 | 54.1 | 18 |
| 1973 | 1400.0 | 9 | 1130.0 | 8 | 691.0 | 7 | 375.0 | 10 | 259.0 | 11 | 204.0 | 8 | 170.0 | 8 | 173.0 | 5 | 159.0 | 3 | 102.0 | 2 |

STATISTICS ON NORMAL MONTHLY MEANS(ALL DAYS)

| OCT | NOV | DEC | JAN | FEB | MARCH | APRIL | MAY | JUNE | JULY | AUG | SEPT |
|---|---|---|---|---|---|---|---|---|---|---|---|

BY ROWS(MEAN,VARIANCE,STANDARD DEVIATION, SKEWNESS, COEFF. OF VARIATION,PERCENTAGE OF AVERAGE FLOW)

| | | | | | | | | | | | |
|---|---|---|---|---|---|---|---|---|---|---|---|
| 0.2730E+02 | 0.3389E+02 | 0.5512E+02 | 0.5512E+02 | 0.7037E+02 | 0.1179E+03 | 0.1279E+03 | 0.9128E+02 | 0.4952E+02 | 0.2833E+02 | 0.2098E+02 | 0.2188E+02 |
| 0.2674E+04 | 0.1713E+04 | 0.3201E+04 | 0.2647E+04 | 0.2608E+04 | 0.4392E+04 | 0.7228E+04 | 0.7320E+04 | 0.1391E+04 | 0.1038E+04 | 0.7750E+03 | 0.1702E+04 |
| 0.5171E+02 | 0.4139E+02 | 0.5658E+02 | 0.5145E+02 | 0.5107E+02 | 0.6628E+02 | 0.8502E+02 | 0.8556E+02 | 0.3730E+02 | 0.3222E+02 | 0.2784E+02 | 0.4125E+02 |
| 0.4268E+01 | 0.2012E+01 | 0.1612E+01 | 0.8232E+00 | 0.9829E+00 | 0.9655E+00 | 0.8117E+00 | 0.1629E+01 | 0.1007E+01 | 0.2726E+01 | 0.2767E+01 | 0.3550E+01 |
| 0.1894E+01 | 0.1221E+01 | 0.1129E+01 | 0.9333E+00 | 0.7258E+00 | 0.5623E+00 | 0.6649E+00 | 0.9373E+00 | 0.7532E+00 | 0.1138E+01 | 0.1327E+01 | 0.1886E+01 |
| 0.3931E+01 | 0.4879E+01 | 0.7216E+01 | 0.7937E+01 | 0.1013E+02 | 0.1697E+02 | 0.1841E+02 | 0.1314E+02 | 0.7130E+01 | 0.4079E+01 | 0.3021E+01 | 0.3150E+01 |

STATISTICS ON NORMAL ANNUAL MEANS(ALL DAYS)

| MEAN | VARIANCE | STANDARD DEVIATION | SKEWNESS | COEFF. OF VARIATION | SERIAL CORR |
|---|---|---|---|---|---|
| 0.5778E+02 | 0.4349E+03 | 0.2085E+02 | 0.5754E+00 | 0.3609E+00 | 0.1186E+00 |

STATISTICS ON LOG MONTHLY MEANS(ALL DAYS)

| OCT | NOV | DEC | JAN | FEB | MARCH | APRIL | MAY | JUNE | JULY | AUG | SEPT |
|---|---|---|---|---|---|---|---|---|---|---|---|

BY ROWS(MEAN,VARIANCE,STANDARD DEVIATION, SKEWNESS, COEFF. OF VARIATION,PERCENTAGE OF AVERAGE FLOW)

| | | | | | | | | | | | |
|---|---|---|---|---|---|---|---|---|---|---|---|
| 0.1108E+01 | 0.1252E+01 | 0.1404E+01 | 0.1495E+01 | 0.1714E+01 | 0.1999E+01 | 0.1993E+01 | 0.1802E+01 | 0.1567E+01 | 0.1272E+01 | 0.1112E+01 | 0.1032E+01 |
| 0.2221E+00 | 0.2365E+00 | 0.3009E+00 | 0.2642E+00 | 0.1451E+00 | 0.7332E-01 | 0.1217E+00 | 0.1366E+00 | 0.1238E+00 | 0.1421E+00 | 0.1471E+00 | 0.1816E+00 |
| 0.4713E+00 | 0.4863E+00 | 0.5486E+00 | 0.5140E+00 | 0.3809E+00 | 0.2708E+00 | 0.3489E+00 | 0.3696E+00 | 0.3518E+00 | 0.3769E+00 | 0.3836E+00 | 0.4261E+00 |
| 0.1138E+01 | 0.4033E+00 | 0.4003E-01 | -0.1431E+00 | -0.6556E+00 | -0.6434E+00 | -0.5837E+00 | 0.3796E+00 | -0.1034E+00 | 0.7292E+00 | 0.1182E+01 | 0.1686E+01 |
| 0.4253E+00 | 0.3854E+00 | 0.3907E+00 | 0.3438E+00 | 0.2222E+00 | 0.1355E+00 | 0.1751E+00 | 0.2051E+00 | 0.2245E+00 | 0.2964E+00 | 0.3450E+00 | 0.4130E+00 |
| 0.6240E+01 | 0.7106E+01 | 0.7906E+01 | 0.8419E+01 | 0.9651E+01 | 0.1126E+02 | 0.1122E+02 | 0.1015E+02 | 0.8824E+01 | 0.7161E+01 | 0.6260E+01 | 0.5809E+01 |

STATISTICS ON LOG ANNUAL MEANS(ALL DAYS)

| MEAN | VARIANCE | STANDARD DEVIATION | SKEWNESS | COEFF. OF VARIATION | SERIAL CORR |
|---|---|---|---|---|---|
| 0.1732E+01 | 0.2869E-01 | 0.1694E+00 | -0.6973E+00 | 0.9778E-01 | 0.2157E+00 |

ANNUAL PEAKS

| | | | | | |
|---|---|---|---|---|---|
| 1943 | 2280 | 1954 | 1110 | 1964 | 465 |
| 1944 | 2420 | 1955 | 2600 | 1965 | 1160 |
| 1945 | 1270 | 1956 | 1550 | 1966 | 2500 |
| 1946 | 780 | 1957 | 2060 | 1967 | 950 |
| 1947 | 2490 | 1958 | 960 | 1968 | 1250 |
| 1948 | 1950 | 1959 | 2670 | 1969 | 720 |
| 1949 | 850 | 1960 | 855 | 1970 | 1050 |
| 1950 | 1570 | 1961 | 960 | 1971 | 629 |
| 1951 | 1430 | 1962 | 715 | 1972 | 1250 |
| 1952 | 1190 | 1963 | 885 | 1973 | 1500 |
| 1953 | 960 | | | | |

## 05536195 Little Calumet River at Munster, Ind.

LOCATION.--Lat 41°34'07", long 87°31'18", in SE¼NW¼ sec.13, T.36 N., R.10 W., Lake County, on left bank 200 ft (61 m) upstream from Hohman Street bridge at north city limits of Munster, 0.4 mile (0.6 km) upstream from Indiana-Illinois State line, and 4.6 miles (7.4 km) upstream from mouth of Thorn Creek.

DRAINAGE AREA.--90.0 mi² (233 km²). During times of floods on Deep River, flow may enter basin from eastern portion of Little Calumet River basin; or during times of floods on Hart ditch, flow may leave the basin and enter eastern portion of the Little Calumet River basin.

REMARKS.--Flow from eastern portion of Little Calumet River basin is diverted to Lake Michigan by Burns ditch.

### DURATION TABLE OF DAILY DISCHARGE FOR YEAR ENDING SEPTEMBER 30

| CLASS | 0 | 1 | 2 | 3 | 4 | 5 | 6 | 7 | 8 | 9 | 10 | 11 | 12 | 13 | 14 | 15 | 16 | 17 | 18 | 19 | 20 | 21 | 22 | 23 | 24 | 25 | 26 | 27 | 28 | 29 | 30 | 31 | 32 | 33 | 34 | |
|---|---|---|---|---|---|---|---|---|---|---|---|---|---|---|---|---|---|---|---|---|---|---|---|---|---|---|---|---|---|---|---|---|---|---|---|---|
| YEAR | NUMBER OF DAYS IN CLASS | | | | | | | | | | | | | | | | | | | | | | | | | | | | | | | | | | | CFS-DAYS |
| 1958 | | | | | | | | | 3 | 13 | 18 | 12 | 6 | 12 | 6 | 6 | 1 | 4 | 3 | | 3 | 1 | | 1 | | | | 1 | 1 | | 1 | | | | | 3108.5 |
| 1959 | | | | | | | | 11 | 48 | 47 | 53 | 19 | 13 | 12 | 10 | 13 | 11 | 13 | 11 | 10 | 12 | 7 | 7 | 9 | 5 | 8 | 12 | 5 | 8 | 8 | 4 | 3 | 3 | 2 | 1 | 29670.9 |
| 1960 | | | | | | | | | 20 | 19 | 20 | 10 | 10 | 12 | 12 | 29 | 30 | 47 | 35 | 24 | 19 | 16 | 9 | 12 | 5 | 3 | 3 | 4 | 7 | 6 | 6 | 6 | 2 | | | 30540.0 |
| 1961 | | | | | | 8 | 7 | 50 | 64 | 23 | 23 | 13 | 16 | 23 | 23 | 12 | 15 | 16 | 12 | 7 | 3 | 10 | 9 | 8 | 4 | 2 | 4 | 3 | 2 | 3 | 3 | 1 | 1 | | | 16060.5 |
| 1962 | | | | | | 2 | 3 | 12 | 22 | 10 | 21 | 9 | 13 | 16 | 17 | 28 | 34 | 37 | 23 | 30 | 22 | 11 | 14 | 10 | 9 | 4 | 5 | 5 | 2 | 1 | 4 | 1 | | | | 22093.1 |
| 1963 | | | 4 | 5 | 1 | | 8 | 40 | 51 | 34 | 56 | 20 | 27 | 21 | 17 | 9 | 13 | 17 | 9 | 7 | 7 | 2 | 3 | 5 | 1 | | 5 | 1 | 2 | | | | | | | 9465.5 |
| 1964 | | 9 | 7 | 7 | 15 | 22 | 34 | 35 | 33 | 32 | 40 | 10 | 18 | 12 | 19 | 13 | 7 | 13 | 11 | 6 | 5 | 4 | 2 | 2 | 2 | 3 | 1 | 2 | 1 | 1 | | | | | | 8596.4 |
| 1965 | | | | | | 13 | 20 | 52 | 21 | 18 | 26 | 15 | 9 | 16 | 18 | 14 | 16 | 7 | 11 | 7 | 9 | 15 | 8 | 11 | 9 | 10 | 9 | 6 | 7 | 6 | 5 | 4 | 3 | | | 28138.6 |
| 1966 | | | | 3 | 1 | 17 | 14 | 10 | 14 | 13 | 15 | 12 | 22 | 19 | 42 | 21 | 18 | 17 | 16 | 17 | 14 | 14 | 9 | 9 | 6 | 7 | 6 | 6 | 8 | 8 | 1 | 2 | 2 | 2 | | 27313.9 |
| 1967 | | | | | 5 | 8 | 30 | 25 | 18 | 14 | 17 | 13 | 24 | 24 | 30 | 7 | 13 | 12 | 15 | 8 | 12 | 12 | 14 | 10 | 9 | 7 | 10 | 6 | 7 | 9 | 2 | 4 | | | | 26006.2 |
| 1968 | | | | | | 3 | 10 | 12 | 19 | 13 | 16 | 16 | 29 | 31 | 24 | 28 | 24 | 19 | 22 | 22 | 10 | 11 | 5 | 6 | 5 | 3 | 2 | 9 | 5 | 6 | 9 | | 5 | 2 | | 28766.8 |
| 1969 | | | | | | | 17 | 28 | 18 | 14 | 15 | 7 | 12 | 21 | 39 | 18 | 21 | 12 | 20 | 13 | 8 | 11 | 14 | 16 | 18 | 8 | 18 | 9 | 5 | 3 | | | | | | 25463.8 |
| 1970 | | | | | 2 | 3 | 5 | 23 | 14 | 24 | 30 | 11 | 35 | 24 | 14 | 30 | 19 | 20 | 16 | 11 | 7 | 10 | 10 | 12 | 9 | 9 | 10 | 2 | 5 | 1 | 8 | 1 | | | | 23249.4 |
| 1971 | | | | | | | 7 | 19 | 13 | 20 | 42 | 15 | 21 | 24 | 19 | 10 | 26 | 18 | 26 | 21 | 20 | 14 | 9 | 16 | 6 | 6 | 4 | 3 | 4 | 2 | | | | | | 18842.4 |
| 1972 | | | | | | 24 | 17 | 17 | 8 | 13 | 16 | 20 | 16 | 15 | 17 | 15 | 23 | 16 | 25 | 11 | 18 | 10 | 21 | 14 | 11 | 9 | 13 | 8 | 4 | 2 | 3 | | | | | 24616.9 |
| 1973 | | | | | | | | | 12 | 16 | 24 | 14 | 6 | 7 | 6 | 5 | 10 | 17 | 20 | 21 | 16 | 15 | 34 | 34 | 33 | 22 | 17 | 15 | 5 | 2 | 6 | 4 | 3 | | 1 | 44322.8 |

| CLASS | CFS | TOTAL | ACCUM | PERCT | CLASS | CFS | TOTAL | ACCUM | PERCT | CLASS | CFS | TOTAL | ACCUM | PERCT | CLASS | CFS | TOTAL | ACCUM | PERCT |
|---|---|---|---|---|---|---|---|---|---|---|---|---|---|---|---|---|---|---|---|
| 0 | 0.00 | 0 | 5571 | 100.0 | 9 | 8.60 | 323 | 4528 | 81.3 | 18 | 47.0 | 275 | 1854 | 33.3 | 27 | 260 | 85 | 321 | 5.7 |
| 1 | 1.80 | 9 | 5571 | 100.0 | 10 | 10.00 | 432 | 4205 | 75.5 | 19 | 57.0 | 215 | 1579 | 28.3 | 28 | 310 | 73 | 236 | 4.2 |
| 2 | 2.30 | 11 | 5562 | 99.8 | 11 | 13.00 | 216 | 3773 | 67.7 | 20 | 69.0 | 185 | 1364 | 24.5 | 29 | 380 | 58 | 163 | 2.9 |
| 3 | 2.80 | 15 | 5551 | 99.6 | 12 | 15.00 | 277 | 3557 | 63.8 | 21 | 83.0 | 163 | 1179 | 21.2 | 30 | 460 | 52 | 105 | 1.8 |
| 4 | 3.30 | 24 | 5536 | 99.4 | 13 | 18.00 | 289 | 3280 | 58.9 | 22 | 100.0 | 168 | 1016 | 18.2 | 31 | 550 | 26 | 53 | .9 |
| 5 | 4.00 | 100 | 5512 | 98.9 | 14 | 22.00 | 313 | 2991 | 53.7 | 23 | 120.0 | 175 | 848 | 15.2 | 32 | 660 | 19 | 27 | .4 |
| 6 | 4.90 | 172 | 5412 | 97.1 | 15 | 27.00 | 258 | 2678 | 48.1 | 24 | 150.0 | 132 | 673 | 12.1 | 33 | 800 | 6 | 8 | .1 |
| 7 | 5.90 | 334 | 5240 | 94.1 | 16 | 32.00 | 281 | 2420 | 43.4 | 25 | 180.0 | 101 | 541 | 9.7 | 34 | 970 | 2 | 2 | |
| 8 | 7.10 | 378 | 4906 | 88.1 | 17 | 39.00 | 285 | 2139 | 38.4 | 26 | 210.0 | 119 | 440 | 7.9 | | | | | |

### LOWEST MEAN DISCHARGE, IN CFS, AND RANKING, FOR THE FOLLOWING NUMBER OF CONSECUTIVE DAYS IN YEAR ENDING MARCH 31

| YEAR | 1 | | 3 | | 7 | | 14 | | 30 | | 60 | | 90 | | 120 | | 183 | | ANNUAL | |
|---|---|---|---|---|---|---|---|---|---|---|---|---|---|---|---|---|---|---|---|---|
| 1960 | 7.60 | 13 | 7.80 | 13 | 7.90 | 13 | 8.20 | 12 | 9.10 | 11 | 15.50 | 11 | 27.00 | 12 | 29.30 | 11 | 44.30 | 9 | 98.50 | 13 |
| 1961 | 4.60 | 8 | 4.60 | 7 | 4.70 | 5 | 5.00 | 5 | 6.80 | 7 | 6.90 | 4 | 7.30 | 1 | 7.40 | 1 | 8.40 | 1 | 40.30 | 3 |
| 1962 | 6.10 | 12 | 6.40 | 12 | 7.70 | 12 | 8.80 | 13 | 10.30 | 12 | 24.50 | 13 | 30.00 | 13 | 30.60 | 13 | 55.60 | 12 | 80.70 | 9 |
| 1963 | 4.70 | 9 | 5.20 | 10 | 5.70 | 9 | 6.00 | 9 | 7.00 | 8 | 7.50 | 5 | 7.80 | 3 | 9.10 | 3 | 9.60 | 2 | 24.50 | 2 |
| 1964 | 2.30 | 2 | 2.40 | 2 | 2.70 | 2 | 3.70 | 2 | 5.10 | 2 | 7.80 | 6 | 8.20 | 5 | 8.00 | 2 | 9.80 | 3 | 22.10 | 1 |
| 1965 | 1.90 | 1 | 2.10 | 1 | 2.20 | 1 | 3.20 | 1 | 5.50 | 4 | 6.70 | 3 | 9.00 | 6 | 10.50 | 5 | 12.30 | 4 | 48.60 | 5 |
| 1966 | 4.10 | 6 | 4.80 | 8 | 5.20 | 7 | 5.60 | 6 | 8.20 | 9 | 9.80 | 9 | 11.40 | 8 | 20.50 | 9 | 60.60 | 13 | 89.60 | 12 |
| 1967 | 3.00 | 3 | 3.10 | 3 | 3.60 | 3 | 4.00 | 3 | 5.10 | 3 | 6.20 | 2 | 7.80 | 4 | 10.00 | 4 | 15.20 | 5 | 68.30 | 8 |
| 1968 | 4.30 | 7 | 4.50 | 6 | 5.00 | 6 | 5.60 | 7 | 6.70 | 6 | 8.00 | 7 | 9.50 | 7 | 15.20 | 7 | 33.70 | 8 | 81.40 | 10 |
| 1969 | 5.10 | 11 | 5.30 | 11 | 5.70 | 10 | 5.90 | 8 | 6.30 | 5 | 8.20 | 8 | 11.70 | 9 | 24.50 | 10 | 47.00 | 10 | 62.00 | 7 |
| 1970 | 3.60 | 4 | 4.10 | 4 | 6.30 | 11 | 6.50 | 10 | 8.60 | 10 | 10.30 | 10 | 14.70 | 10 | 18.10 | 8 | 22.10 | 7 | 57.00 | 6 |
| 1971 | 4.80 | 10 | 4.90 | 9 | 5.40 | 8 | 6.80 | 11 | 12.70 | 13 | 16.80 | 12 | 22.20 | 11 | 30.40 | 12 | 49.90 | 11 | 84.70 | 11 |
| 1972 | 4.00 | 5 | 4.20 | 5 | 4.30 | 4 | 4.40 | 4 | 4.90 | 1 | 5.70 | 1 | 7.70 | 2 | 11.50 | 6 | 16.10 | 6 | 41.20 | 4 |
| 1973 | 8.30 | 14 | 8.80 | 14 | 9.40 | 14 | 11.60 | 14 | 22.70 | 14 | 31.80 | 14 | 35.30 | 14 | 47.40 | 14 | 64.30 | 14 | 114.00 | 14 |

### HIGHEST MEAN DISCHARGE, IN CFS, AND RANKING, FOR THE FOLLOWING NUMBER OF CONSECUTIVE DAYS IN YEAR ENDING SEPTEMBER 30

| YEAR | 1 | | 3 | | 7 | | 15 | | 30 | | 60 | | 90 | | 120 | | 183 | | ANNUAL | |
|---|---|---|---|---|---|---|---|---|---|---|---|---|---|---|---|---|---|---|---|---|
| 1959 | 1160.0 | 1 | 870.0 | 1 | 564.0 | 3 | 402.0 | 1 | 318.0 | 1 | 211.0 | 4 | 202.0 | 1 | 207.0 | 1 | 150.0 | 2 | 81.3 | 3 |
| 1960 | 742.0 | 6 | 622.0 | 6 | 478.0 | 5 | 269.0 | 10 | 213.0 | 8 | 164.0 | 7 | 151.0 | 6 | 145.0 | 5 | 125.0 | 3 | 83.4 | 2 |
| 1961 | 688.0 | 7 | 595.0 | 7 | 437.0 | 7 | 281.0 | 9 | 168.0 | 12 | 115.0 | 13 | 88.3 | 13 | 74.7 | 13 | 68.2 | 13 | 44.0 | 13 |
| 1962 | 600.0 | 9 | 462.0 | 11 | 380.0 | 11 | 330.0 | 6 | 218.0 | 7 | 149.0 | 10 | 122.0 | 10 | 103.0 | 11 | 93.3 | 10 | 60.5 | 11 |
| 1963 | 379.0 | 15 | 306.0 | 15 | 235.0 | 14 | 147.0 | 14 | 90.0 | 15 | 51.3 | 15 | 46.2 | 15 | 39.9 | 15 | 41.4 | 14 | 25.9 | 14 |
| 1964 | 405.0 | 14 | 317.0 | 14 | 202.0 | 15 | 141.0 | 15 | 119.0 | 14 | 75.4 | 14 | 58.5 | 14 | 47.7 | 14 | 35.9 | 15 | 23.5 | 15 |
| 1965 | 760.0 | 5 | 637.0 | 5 | 449.0 | 6 | 393.0 | 3 | 231.0 | 6 | 201.0 | 5 | 165.0 | 4 | 152.0 | 3 | 107.0 | 6 | 77.1 | 5 |
| 1966 | 895.0 | 4 | 802.0 | 3 | 599.0 | 2 | 400.0 | 2 | 265.0 | 4 | 159.0 | 9 | 144.0 | 7 | 127.0 | 8 | 125.0 | 4 | 74.8 | 6 |
| 1967 | 622.0 | 8 | 556.0 | 8 | 407.0 | 9 | 321.0 | 7 | 286.0 | 2 | 237.0 | 1 | 192.0 | 3 | 152.0 | 4 | 122.0 | 5 | 71.2 | 7 |
| 1968 | 943.0 | 3 | 834.0 | 2 | 523.0 | 4 | 353.0 | 5 | 195.0 | 10 | 167.0 | 6 | 129.0 | 8 | 131.0 | 7 | 102.0 | 8 | 78.6 | 4 |
| 1969 | 454.0 | 12 | 390.0 | 12 | 286.0 | 12 | 242.0 | 12 | 188.0 | 11 | 145.0 | 11 | 122.0 | 11 | 114.0 | 9 | 101.0 | 9 | 69.8 | 8 |
| 1970 | 596.0 | 10 | 530.0 | 9 | 435.0 | 8 | 303.0 | 8 | 264.0 | 5 | 213.0 | 3 | 163.0 | 5 | 137.0 | 6 | 103.0 | 7 | 63.7 | 10 |
| 1971 | 432.0 | 13 | 358.0 | 13 | 243.0 | 13 | 175.0 | 13 | 150.0 | 13 | 123.0 | 12 | 89.1 | 12 | 79.3 | 12 | 80.1 | 12 | 51.6 | 12 |
| 1972 | 549.0 | 11 | 481.0 | 10 | 390.0 | 10 | 246.0 | 11 | 203.0 | 9 | 160.0 | 8 | 124.0 | 9 | 105.0 | 10 | 91.9 | 11 | 67.3 | 9 |
| 1973 | 970.0 | 2 | 790.0 | 4 | 612.0 | 1 | 356.0 | 4 | 279.0 | 3 | 229.0 | 2 | 195.0 | 2 | 191.0 | 2 | 184.0 | 1 | 121.0 | 1 |

STATISTICS ON NORMAL MONTHLY MEANS(ALL DAYS)

| OCT | NOV | DEC | JAN | FEB | MARCH | APRIL | MAY | JUNE | JULY | AUG | SEPT |
|---|---|---|---|---|---|---|---|---|---|---|---|
| BY ROWS(MEAN,VARIANCE,STANDARD DEVIATION, SKEWNESS, COEFF. OF VARIATION,PERCENTAGE OF AVERAGE FLOW) | | | | | | | | | | | |
| 0.3475E+02 | 0.5039E+02 | 0.6799E+02 | 0.6240E+02 | 0.8345E+02 | 0.1180E+03 | 0.1411E+03 | 0.8493E+02 | 0.5040E+02 | 0.3257E+02 | 0.3022E+02 | 0.4128E+02 |
| 0.1116E+04 | 0.3330E+04 | 0.3594E+04 | 0.3162E+04 | 0.4346E+04 | 0.3168E+04 | 0.6445E+04 | 0.4808E+04 | 0.1437E+04 | 0.6310E+03 | 0.1232E+04 | 0.3406E+04 |
| 0.3341E+02 | 0.5770E+02 | 0.5995E+02 | 0.5623E+02 | 0.6593E+02 | 0.5628E+02 | 0.8028E+02 | 0.6934E+02 | 0.3791E+02 | 0.2512E+02 | 0.3510E+02 | 0.5836E+02 |
| 0.7670E+00 | 0.1811E+01 | 0.5686E+00 | 0.8661E+00 | 0.1231E+01 | 0.1695E+00 | 0.1421E+00 | 0.1568E+01 | 0.9883E+00 | 0.1566E+01 | 0.2424E+01 | 0.2350E+01 |
| 0.9614E+00 | 0.1145E+01 | 0.8818E+00 | 0.9011E+00 | 0.7900E+00 | 0.4772E+00 | 0.5689E+00 | 0.8165E+00 | 0.7521E+00 | 0.7712E+00 | 0.1162E+01 | 0.1414E+01 |
| 0.4358E+01 | 0.6319E+01 | 0.8526E+01 | 0.7826E+01 | 0.1047E+02 | 0.1479E+02 | 0.1769E+02 | 0.1065E+02 | 0.6321E+01 | 0.4085E+01 | 0.3789E+01 | 0.5176E+01 |

STATISTICS ON NORMAL ANNUAL MEANS(ALL DAYS)

| MEAN | VARIANCE | STANDARD DEVIATION | SKEWNESS | COEFF. OF VARIATION | SERIAL CORR |
|---|---|---|---|---|---|
| 0.6628E+02 | 0.5822E+03 | 0.2413E+02 | 0.1268E+00 | 0.3640E+00 | 0.2810E+00 |

STATISTICS ON LOG MONTHLY MEANS(ALL DAYS)

| OCT | NOV | DEC | JAN | FEB | MARCH | APRIL | MAY | JUNE | JULY | AUG | SEPT |
|---|---|---|---|---|---|---|---|---|---|---|---|
| BY ROWS(MEAN,VARIANCE,STANDARD DEVIATION, SKEWNESS, COEFF. OF VARIATION,PERCENTAGE OF AVERAGE FLOW) | | | | | | | | | | | |
| 0.1320E+01 | 0.1446E+01 | 0.1589E+01 | 0.1576E+01 | 0.1763E+01 | 0.2016E+01 | 0.2052E+01 | 0.1812E+01 | 0.1584E+01 | 0.1413E+01 | 0.1308E+01 | 0.1334E+01 |
| 0.2165E+00 | 0.2474E+00 | 0.2875E+00 | 0.2418E+00 | 0.1852E+00 | 0.5892E-01 | 0.1175E+00 | 0.1054E+00 | 0.1146E+00 | 0.8751E-01 | 0.1302E+00 | 0.2219E+00 |
| 0.4653E+00 | 0.4974E+00 | 0.5362E+00 | 0.4917E+00 | 0.4303E+00 | 0.2427E+00 | 0.3428E+00 | 0.3246E+00 | 0.3385E+00 | 0.2958E+00 | 0.3609E+00 | 0.4711E+00 |
| 0.3232E+00 | 0.2513E+00 | -0.2940E+00 | -0.1721E+00 | -0.7004E+00 | -0.6797E+00 | -0.1082E+01 | 0.3791E+00 | 0.5061E-01 | 0.5047E+00 | 0.1114E+01 | 0.9721E+00 |
| 0.3526E+00 | 0.3439E+00 | 0.3375E+00 | 0.3119E+00 | 0.2441E+00 | 0.1204E+00 | 0.1670E+00 | 0.1792E+00 | 0.2136E+00 | 0.2094E+00 | 0.2758E+00 | 0.3533E+00 |
| 0.6868E+01 | 0.7528E+01 | 0.8269E+01 | 0.8205E+01 | 0.9176E+01 | 0.1049E+02 | 0.1068E+02 | 0.9430E+01 | 0.8246E+01 | 0.7353E+01 | 0.6810E+01 | 0.6941E+01 |

STATISTICS ON LOG ANNUAL MEANS(ALL DAYS)

| MEAN | VARIANCE | STANDARD DEVIATION | SKEWNESS | COEFF. OF VARIATION | SERIAL CORR |
|---|---|---|---|---|---|
| 0.1788E+01 | 0.3564E-01 | 0.1888E+00 | -0.1166E+01 | 0.1056E+00 | 0.3345E+00 |

ANNUAL PEAKS

| | |
|---|---|
| 1959 | 1510 |
| 1960 | 778 |
| 1961 | 742 |
| 1962 | 600 |
| 1963 | 444 |
| 1964 | 485 |
| 1965 | 780 |
| 1966 | 1010 |
| 1967 | 660 |
| 1968 | 968 |
| 1969 | 471 |
| 1970 | 628 |
| 1971 | 449 |
| 1972 | 588 |
| 1973 | 1000 |

Page
Back Creek at Leesville..... 365
Beanblossom Creek at Beanblossom..... 287
at Dolan..... 291
Bean Creek at Indianapolis..... 270
Bear Creek near Trevlac..... 289
Bice ditch near South Marion..... 513
Big Blue River at Carthage..... 315
at Shelbyville..... 317
Big Creek near Wadesville..... 415
Big Lick Creek near Hartford City..... 91
Big Monon Creek near Francesville..... 135
Big Pine Creek near Williamsport..... 163
Big Raccoon Creek at Coxville..... 190
at Ferndale..... 184
at Mansfield..... 186
near Fincastle..... 182
Big Walnut Creek near Reelsville..... 299
Blue River at Fredericksburg..... 50
near White Cloud..... 52
Brouilletts Creek near Universal..... 192
Brush Creek near Nebraska..... 355
Buck Creek near New Middletown..... 41
Buck Creek at Acton..... 321
Buck Creek near Muncie..... 219
Burns ditch at Gary..... 421
Busseron Creek near Carlisle..... 210
near Hymera..... 200
near Sullivan..... 206
Buttermilk Creek near Paxton..... 208

Carpenter Creek at Egypt..... 517
Cedar Creek at Auburn..... 464
near Cedarville..... 466
Christiana Creek at Elkhart..... 441
Cicero Creek at Noblesville..... 242
near Arcadia..... 234
near Cicero..... 238
Clear Creek near Harrodsburg..... 378
Clifty Creek at Hartsville..... 340
Coal Creek at Coal Creek..... 170
Cobb ditch near Kouts..... 494
Crooked Creek near Santa Claus..... 57
Crooked Creek at Indianapolis..... 249

Deep River at Lake George Outlet at Hobart..... 417
Deer Creek near Delphi..... 121
near Putnamville..... 306
Driftwood River near Edinburg..... 329
Eagle Creek at Indianapolis..... 274
at Zionsville..... 272
East Fork Coal Creek near Hillsboro..... 168
East Fork White River at Columbus..... 336
at Seymour..... 344
at Shoals..... 384
near Bedford..... 363
East Fork Whitewater River at Abington..... 25
at Brookville..... 27
at Richmond..... 23
Eel River at North Manchester..... 105
near Logansport..... 110
Eel River at Bowling Green..... 308
Elkhart River at Goshen..... 451

Fall Creek at Millersville..... 259
near Fortville..... 253
Fawn River at Orland..... 433
Fish Creek at Hamilton..... 457
Flat Creek near Otwell..... 403
Flatrock River at Columbus..... 334
at St. Paul..... 331
Forker Creek near Burr Oak..... 447

Galena River near LaPorte..... 429
Graham Creek near Vernon..... 347

Hall Creek near St. Anthony..... 399
Harber ditch at Fort Wayne..... 475
Harberts Creek near Madison..... 349
Hart ditch at Munster..... 521
Haw Creek near Clifford..... 338
Hinkle Creek near Cicero..... 240

Indian Creek near Springville..... 382
Indian Creek near Corydon..... 45
Indian-Kentuck Creek near Canaan..... 37
Iroquois River at Rensselaer..... 511
at Rosebud..... 506
near Foresman..... 519
near North Marion..... 509

Page
Kankakee River at Davis..... 483
at Dunns Bridge..... 492
at Shelby..... 496
near North Liberty..... 479
Killbuck Creek near Anderson..... 226
near Gaston..... 224
Kingsbury Creek near LaPorte..... 481
Kokomo Creek near Kokomo..... 147

Laughery Creek near Farmers Retreat..... 34
Lawrence Creek at Fort Benjamin Harrison..... 255
Lick Creek at Indianapolis..... 279
Lime Lake Outlet at Panama..... 431
Little Calumet River at Gary..... 419
at Porter..... 423
Little Calumet River at Munster..... 521
Little Cicero Creek near Arcadia..... 236
Little Eagle Creek at Speedway..... 277
Little Indian Creek near Galena..... 73
Little Indian Creek near Royal Center..... 133
Little Pigeon Creek near Tennyson..... 59
Little Racoon Creek at Catlin..... 188
Little River near Huntington..... 73
Little Vermilion River near Newport..... 172
Little Williams Creek at Connersville..... 18
Lost River near West Baden Springs..... 388

Maumee River at New Haven..... 477
Middle Fork Anderson River at Bristow..... 55
Mill Creek near Cataract..... 301
near Manhattan..... 303
Mississinewa River at Marion..... 93
at Peoria..... 97
near Eaton..... 89
near Ridgeville..... 87
Mud Creek near Dugger..... 204
Mud Creek at Indianapolis..... 257
Mud Pine Creek near Oxford..... 161
Muscatatuck River near Austin..... 353
near Deputy..... 351

North Branch Elkhart River at Cosperville..... 445
near Cosperville..... 443
North Fork Salt Creek at Nashville..... 369
near Belmont..... 371

Oliver ditch near Aix..... 508

Patoka River at Jasper..... 397
at Winslow..... 405
near Ellsworth..... 395
near Hardinsburg..... 393
near Jasper..... 401
near Princeton..... 409
Pigeon Creek at Evansville..... 61
Pigeon Creek and Hogback Lake near Angola..... 435
Pigeon River near Scott..... 439
Pipe Creek near Bunker Hill..... 103
Pipe Creek at Frankton..... 227
Pleasant Run at Arlington Ave., Indianapolis..... 266
at Brookville Road, Indianapolis..... 268
Plum Creek near Bainbridge..... 297
Pretty Lake near Stroh..... 437

Rattlesnake Creek near Patton..... 116

St. Joseph River at Cedarville..... 462
at Hursh..... 461
near Newville..... 459
St. Joseph River at Elkhart..... 454
near Fort Wayne..... 468
St. Marys River at Decatur..... 470
near Fort Wayne..... 472
Salamonie River at Dora..... 79
at Portland..... 75
near Warren..... 77
Salt Creek near Harrodsburg..... 375
near Peerless..... 380
Salt Creek near McCool..... 425
Sand Creek near Brewersville..... 342
Silver Creek near Sellersburg..... 39
Singleton ditch at Illinoi, Ill..... 504
at Schneider..... 500
near Hebron..... 499
Slough Creek near Collegeville..... 575
South Fork Patoka River near Spurgeon..... 407
South Fork Salt Creek at Kurtz..... 367
South Fork Wildcat Creek near Lafayette..... 154
South Hogan Creek near Dillsboro..... 32

| | Page |
|---|---|
| Stephens Creek near Bloomington | 373 |
| Stony Creek near Noblesville | 244 |
| Sugar Creek at New Palestine | 319 |
| near Edinburg | 326 |
| Sugar Creek near Byron | 177 |
| at Crawfordsville | 174 |
| Sugar Creek near Middletown | 251 |
| Tippecanoe River at Oswego | 123 |
| near Pulaski | 131 |
| near Delphi | 140 |
| near Monticello | 137 |
| near Ora | 129 |
| near Warsaw | 125 |
| Trail Creek at Michigan City | 427 |
| Turkey Creek at Syracuse | 449 |
| Vernon Fork at Vernon | 360 |
| near Butlerville | 357 |
| Wabash River at Bluffton | 67 |
| at Covington | 165 |
| at Delphi | 118 |
| at Huntington | 70 |
| at Lafayette | 158 |
| at Linn Grove | 65 |
| at Logansport | 112 |
| at Montezuma | 179 |
| at Mount Carmel, Ill | 412 |
| at Peru | 100 |
| at Riverton | 197 |
| at Terre Haute | 194 |
| at Vincennes | 213 |
| Wabash River at Wabash | 83 |
| near New Corydon | 63 |
| Walnut Creek near Warsaw | 127 |
| Weesau Creek near Deedsville | 108 |
| West Creek near Schneider | 502 |
| West Fork Blue River at Salem | 48 |
| West Fork Busseron Creek near Hymera | 202 |
| West Fork White Lick Creek at Danville | 281 |
| White Lick Creek at Mooresville | 283 |
| White River at Anderson | 221 |
| at Indianapolis | 263 |
| at Muncie | 216 |
| at Newberry | 312 |
| at Noblesville | 232 |
| at Petersburg | 390 |
| at Spencer | 294 |
| White River near Centerton | 285 |
| near Noblesville | 229 |
| near Nora | 246 |
| Whitewater River at Brookville | 29 |
| near Alpine | 20 |
| near Economy | 16 |
| near Hagerstown | 17 |
| Wildcat Creek at Greentown | 145 |
| at Kokomo | 149 |
| at Owasco | 151 |
| near Jerome | 143 |
| near Lafayette | 156 |
| Yellow River at Knox | 490 |
| at Plymouth | 488 |
| near Bremen | 486 |
| Youngs Creek near Edinburg | 323 |


★U.S. GOVERNMENT PRINTING OFFICE: 1976—653-524 / 66