





EXPLANATION

DEPTH TO WATER
BELOW LAND SURFACE

-  Less than 5 feet
-  5 to 10 feet
-  10 to 20 feet
-  More than 20 feet

Well symbol. Number beside the symbol indicates depth to water below land surface in feet

MAP OF THE PRAIRIE CREEK UNIT, NEBRASKA SHOWING THE
DEPTH TO WATER, OCTOBER 1950