



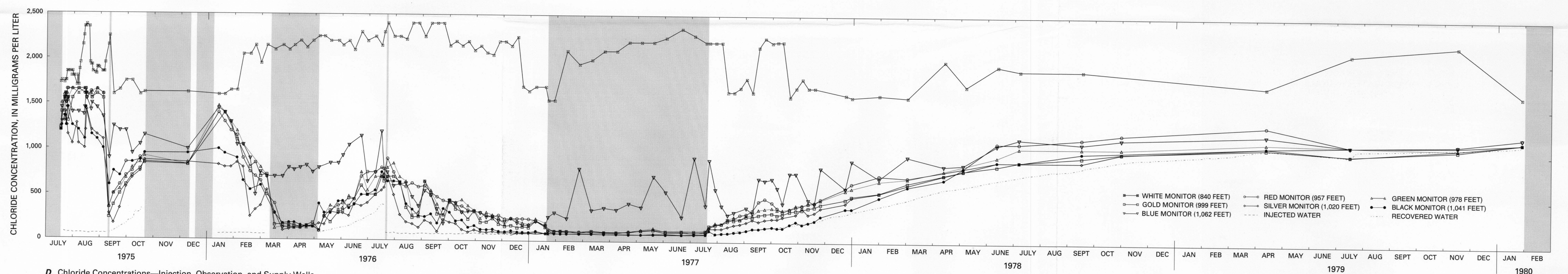
A. Rates of Injection and Withdrawal



B. Pressure Measurements—Injection and Observation Wells



C. Cumulative Volume of Water Injected and Recovered



D. Chloride Concentrations—Injection, Observation, and Supply Wells

GRAPHS SHOWING PRESSURE DATA AND CHLORIDE CONCENTRATIONS FROM THE INJECTION AND OBSERVATION WELLS, INJECTION-WELL FLOW-RATE DATA,
AND THE CUMULATIVE VOLUME OF WATER INJECTED AND RECOVERED DURING INJECTION, STORAGE, AND RECOVERY CYCLES

By
Michael L. Merritt
1997